

# PCTEST ENGINEERING LABORATORY, INC.

**DUT: SCH-R500; Type: CDMA Dual Band Phone w/ EVDO + Bluetooth; SN: SAR #1  
Conducted Power: 24.5 dBm**

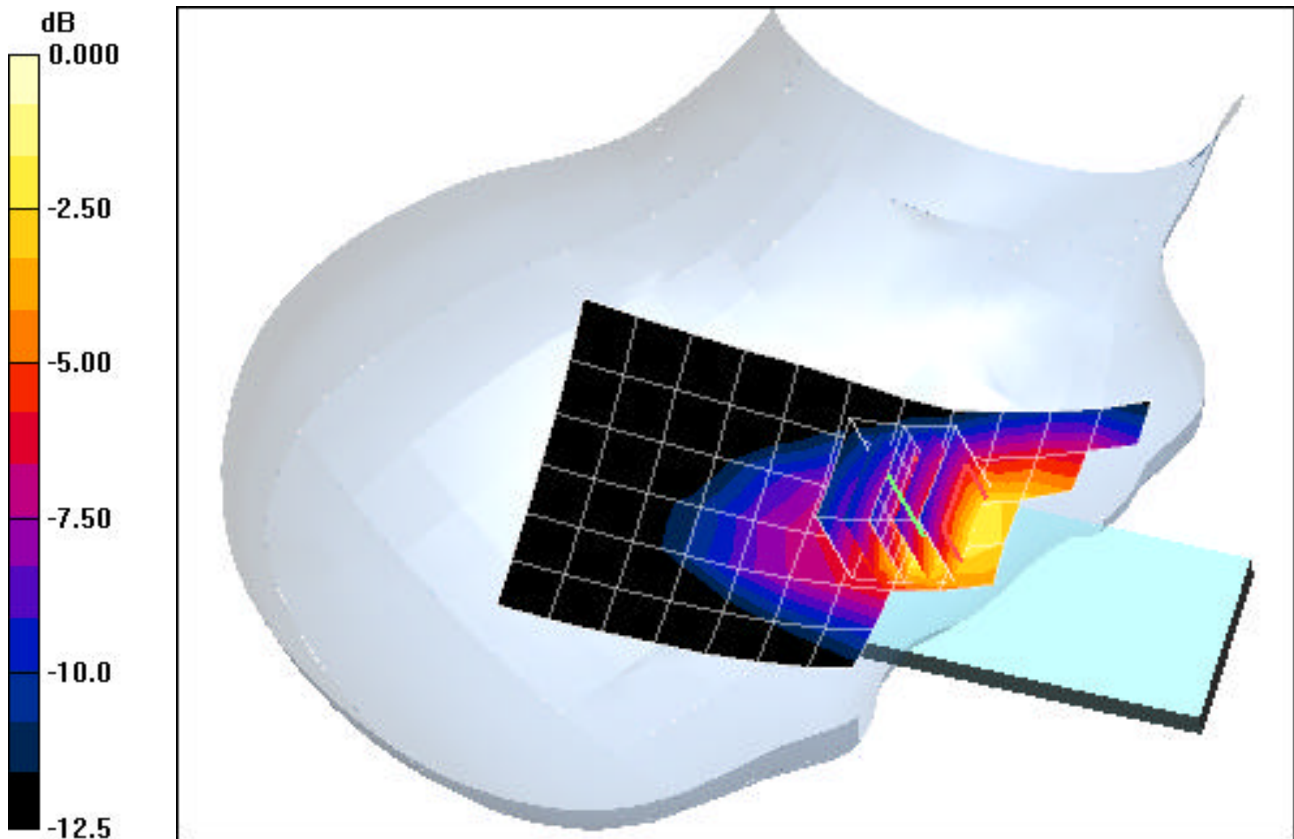
Communication System: Cellular CDMA; Frequency: 836.52 MHz; Duty Cycle: 1:1  
Medium: 835 Brain ( $\sigma = 0.87$  mho/m,  $\epsilon_r = 39.82$ ,  $\rho = 1000$  kg/m<sup>3</sup>)  
Phantom section: Right Section

Test Date: 03-13-2007; Ambient Temp: 23.5°C; Tissue Temp: 21.6°C

Probe: EX3DV4 - SN3589; ConvF(8.36, 8.36, 8.36); Calibrated: 7/14/2006  
Sensor-Surface: 3mm (Mechanical Surface Detection)  
Electronics: DAE4 Sn704; Calibrated: 6/1/2006  
Phantom: SAM Main; Type: SAM 4.0; Serial: TP:1197  
Measurement SW: DASY4, V4.7 Build 53; Postprocessing SW: SEMCAD, V1.8 Build 172

## Right Head, Touch, Mid.ch, Standard Battery

**Area Scan (7x15x1):** Measurement grid: dx=15mm, dy=15mm  
**Zoom Scan (5x5x7)/Cube 0:** Measurement grid: dx=8mm, dy=8mm, dz=5mm  
Reference Value = 7.55 V/m  
Peak SAR (extrapolated) = 1.47 W/kg  
**SAR(1 g) = 0.721 mW/g; SAR(10 g) = 0.424 mW/g**



0 dB = 0.895mW/g

# PCTEST ENGINEERING LABORATORY, INC.

**DUT: SCH-R500; Type: CDMA Dual Band Phone w/ EVDO + Bluetooth; SN: SAR #1**  
**Conducted Power: 24.5 dBm**

Communication System: Cellular CDMA; Frequency: 836.52 MHz; Duty Cycle: 1:1

Medium: 835 Brain ( $\sigma = 0.87$  mho/m,  $\epsilon_r = 39.82$ ,  $\rho = 1000$  kg/m<sup>3</sup>)

Phantom section: Right Section

Test Date: 03-13-2007; Ambient Temp: 23.5°C; Tissue Temp: 21.6°C

Probe: EX3DV4 - SN3589; ConvF(8.36, 8.36, 8.36); Calibrated: 7/14/2006

Sensor-Surface: 3mm (Mechanical Surface Detection)

Electronics: DAE4 Sn704; Calibrated: 6/1/2006

Phantom: SAM Main; Type: SAM 4.0; Serial: TP:1197

Measurement SW: DASY4, V4.7 Build 53; Postprocessing SW: SEMCAD, V1.8 Build 172

## Right Head, Tilt, Mid.ch, Standard Battery

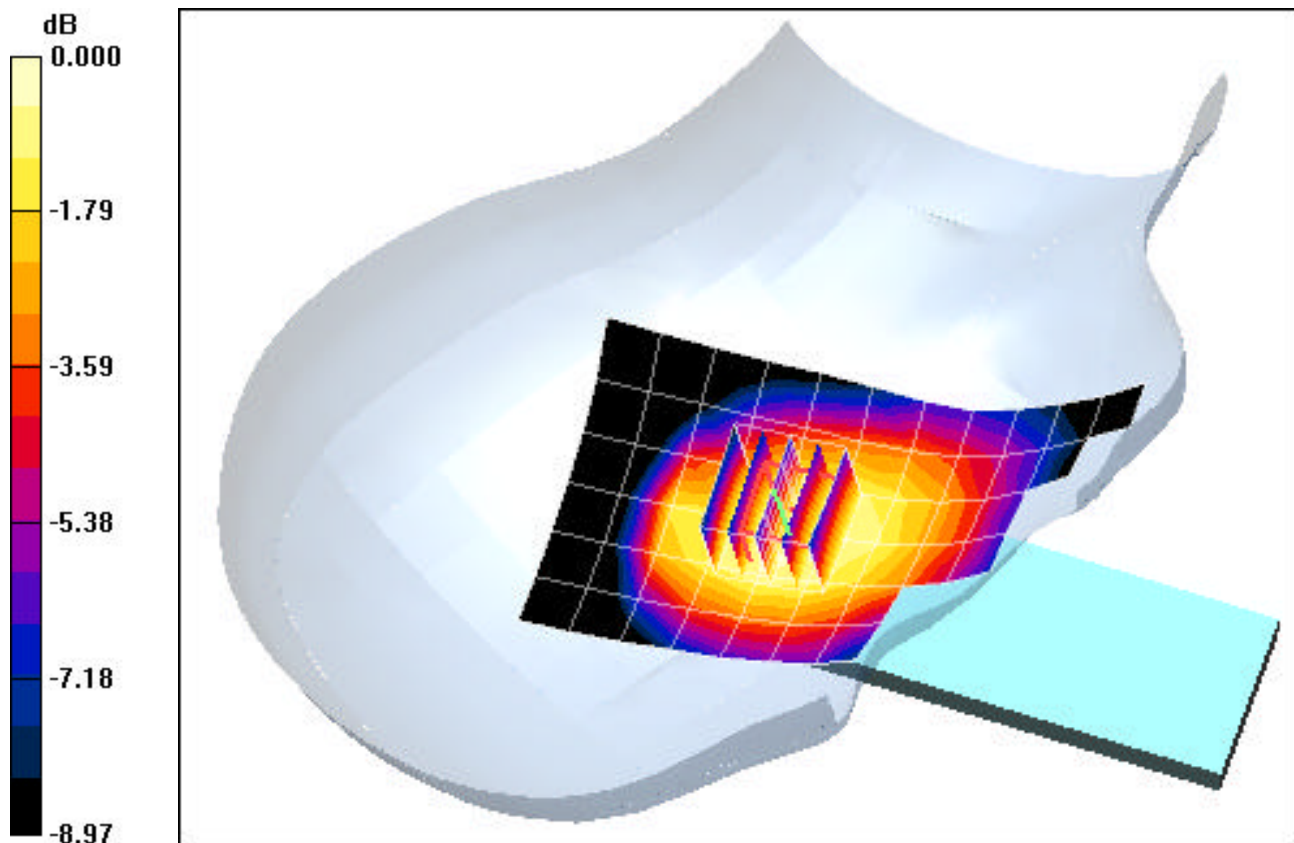
**Area Scan (7x15x1):** Measurement grid: dx=15mm, dy=15mm

**Zoom Scan (5x5x7)/Cube 0:** Measurement grid: dx=8mm, dy=8mm, dz=5mm

Reference Value = 11.9 V/m

Peak SAR (extrapolated) = 0.217 W/kg

**SAR(1 g) = 0.164 mW/g; SAR(10 g) = 0.129 mW/g**



0 dB = 0.181mW/g

# PCTEST ENGINEERING LABORATORY, INC.

**DUT: SCH-R500; Type: CDMA Dual Band Phone w/ EVDO + Bluetooth; SN: SAR #1**  
**Conducted Power: 24.5 dBm**

Communication System: Cellular CDMA; Frequency: 836.52 MHz; Duty Cycle: 1:1

Medium: 835 Brain ( $\sigma = 0.87$  mho/m,  $\epsilon_r = 39.82$ ,  $\rho = 1000$  kg/m<sup>3</sup>)

Phantom section: Left Section

Test Date: 03-13-2007; Ambient Temp: 23.5°C; Tissue Temp: 21.6°C

Probe: EX3DV4 - SN3589; ConvF(8.36, 8.36, 8.36); Calibrated: 7/14/2006

Sensor-Surface: 3mm (Mechanical Surface Detection)

Electronics: DAE4 Sn704; Calibrated: 6/1/2006

Phantom: SAM Main; Type: SAM 4.0; Serial: TP:1197

Measurement SW: DASY4, V4.7 Build 53; Postprocessing SW: SEMCAD, V1.8 Build 172

## Left Head, Touch, Mid.ch, Standard Battery

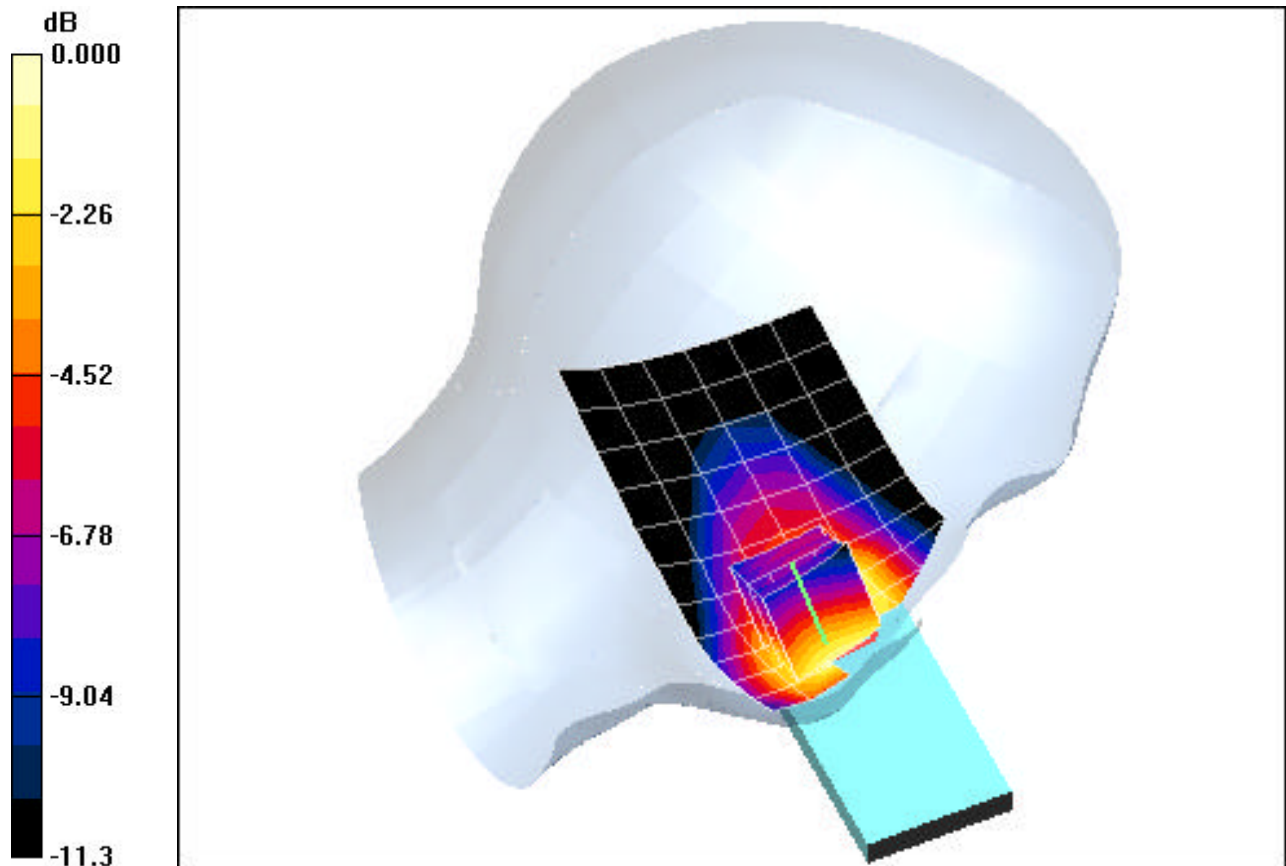
**Area Scan (7x15x1):** Measurement grid: dx=15mm, dy=15mm

**Zoom Scan (5x5x7)/Cube 0:** Measurement grid: dx=8mm, dy=8mm, dz=5mm

Reference Value = 9.31 V/m

Peak SAR (extrapolated) = 0.828 W/kg

**SAR(1 g) = 0.672 mW/g; SAR(10 g) = 0.453 mW/g**



0 dB = 0.697mW/g

# PCTEST ENGINEERING LABORATORY, INC.

**DUT: SCH-R500; Type: CDMA Dual Band Phone w/ EVDO + Bluetooth; SN: SAR #1  
Conducted Power: 24.5 dBm**

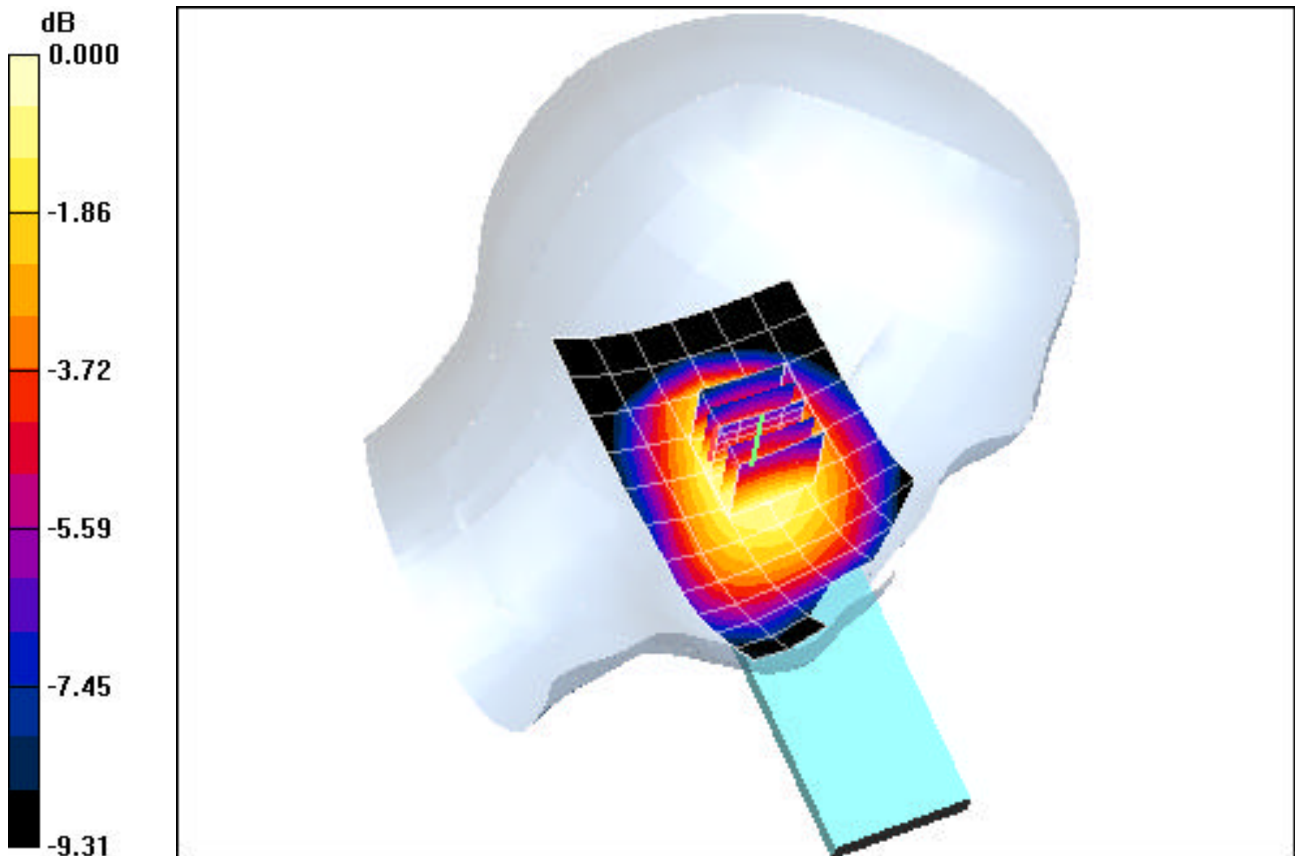
Communication System: Cellular CDMA; Frequency: 836.52 MHz; Duty Cycle: 1:1  
Medium: 835 Brain ( $\sigma = 0.87$  mho/m,  $\epsilon_r = 39.82$ ,  $\rho = 1000$  kg/m<sup>3</sup>)  
Phantom section: Left Section

Test Date: 03-13-2007; Ambient Temp: 23.5°C; Tissue Temp: 21.6°C

Probe: EX3DV4 - SN3589; ConvF(8.36, 8.36, 8.36); Calibrated: 7/14/2006  
Sensor-Surface: 3mm (Mechanical Surface Detection)  
Electronics: DAE4 Sn704; Calibrated: 6/1/2006  
Phantom: SAM Main; Type: SAM 4.0; Serial: TP:1197  
Measurement SW: DASY4, V4.7 Build 53; Postprocessing SW: SEMCAD, V1.8 Build 172

## Left Head, Tilt, Mid.ch, Standard Battery

**Area Scan (7x15x1):** Measurement grid: dx=15mm, dy=15mm  
**Zoom Scan (5x5x7)/Cube 0:** Measurement grid: dx=8mm, dy=8mm, dz=5mm  
Reference Value = 11.8 V/m  
Peak SAR (extrapolated) = 0.208 W/kg  
**SAR(1 g) = 0.160 mW/g; SAR(10 g) = 0.120 mW/g**



0 dB = 0.178mW/g

# PCTEST ENGINEERING LABORATORY, INC.

**DUT: SCH-R500; Type: CDMA Dual Band Phone w/ EVDO + Bluetooth; SN: SAR #1  
Conducted Power: 24.5 dBm**

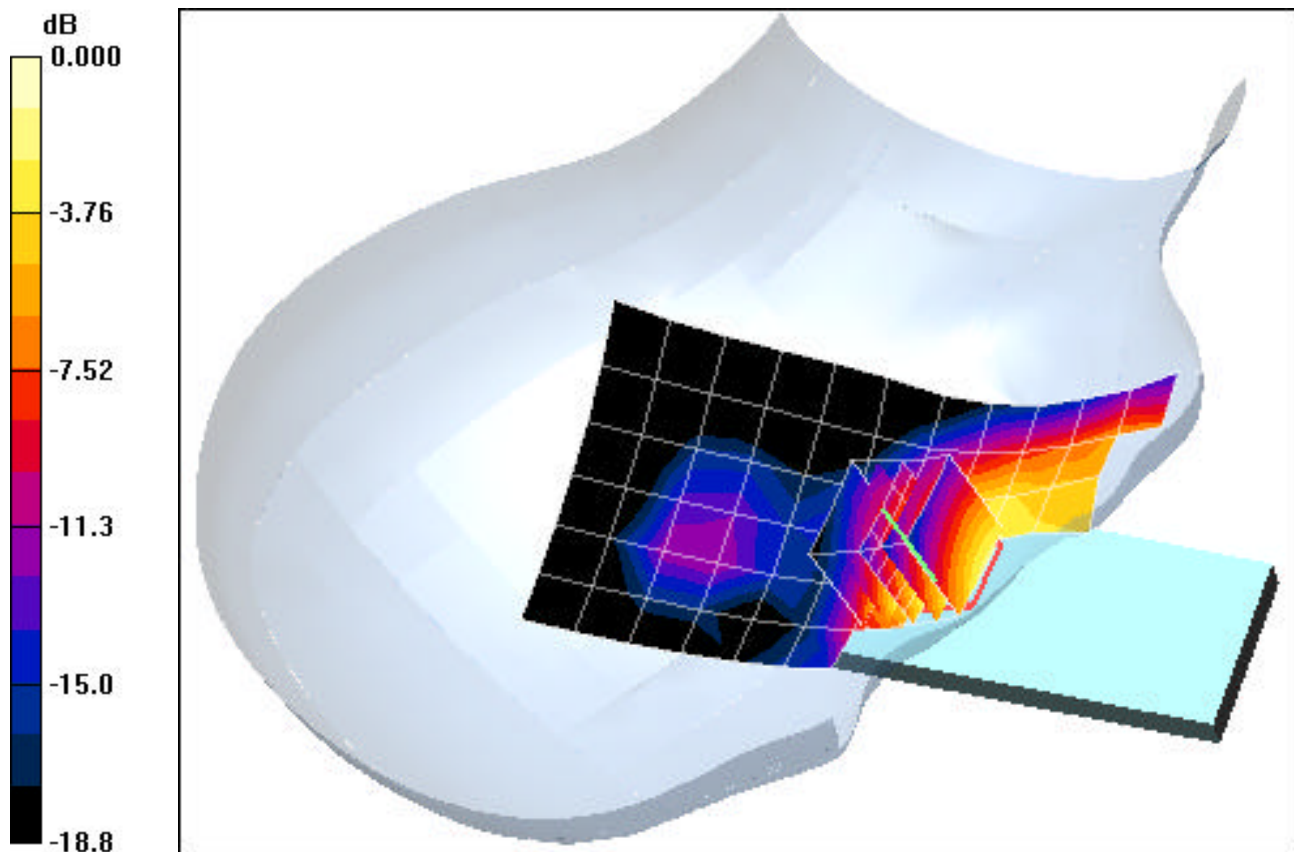
Communication System: PCS CDMA; Frequency: 1880 MHz; Duty Cycle: 1:1  
Medium: 1900 Brain ( $\sigma = 1.45$  mho/m,  $\epsilon_r = 38.60$ ,  $\rho = 1000$  kg/m<sup>3</sup>)  
Phantom section: Right Section

Test Date: 03-14-2007; Ambient Temp: 23.2°C; Tissue Temp: 21.3°C

Probe: EX3DV4 - SN3589; ConvF(7.11, 7.11, 7.11); Calibrated: 7/14/2006  
Sensor-Surface: 3mm (Mechanical Surface Detection)  
Electronics: DAE4 Sn704; Calibrated: 6/1/2006  
Phantom: SAM Main; Type: SAM 4.0; Serial: TP:1197  
Measurement SW: DASY4, V4.7 Build 53; Postprocessing SW: SEMCAD, V1.8 Build 172

## Right Head, Touch, Mid.ch, Standard Battery

**Area Scan (7x15x1):** Measurement grid: dx=15mm, dy=15mm  
**Zoom Scan (5x5x7)/Cube 0:** Measurement grid: dx=8mm, dy=8mm, dz=5mm  
Reference Value = 5.28 V/m  
Peak SAR (extrapolated) = 1.35 W/kg  
**SAR(1 g) = 0.813 mW/g; SAR(10 g) = 0.466 mW/g**



0 dB = 0.958mW/g

# PCTEST ENGINEERING LABORATORY, INC.

**DUT: SCH-R500; Type: CDMA Dual Band Phone w/ EVDO + Bluetooth; SN: SAR #1**  
**Conducted Power: 24.5 dBm**

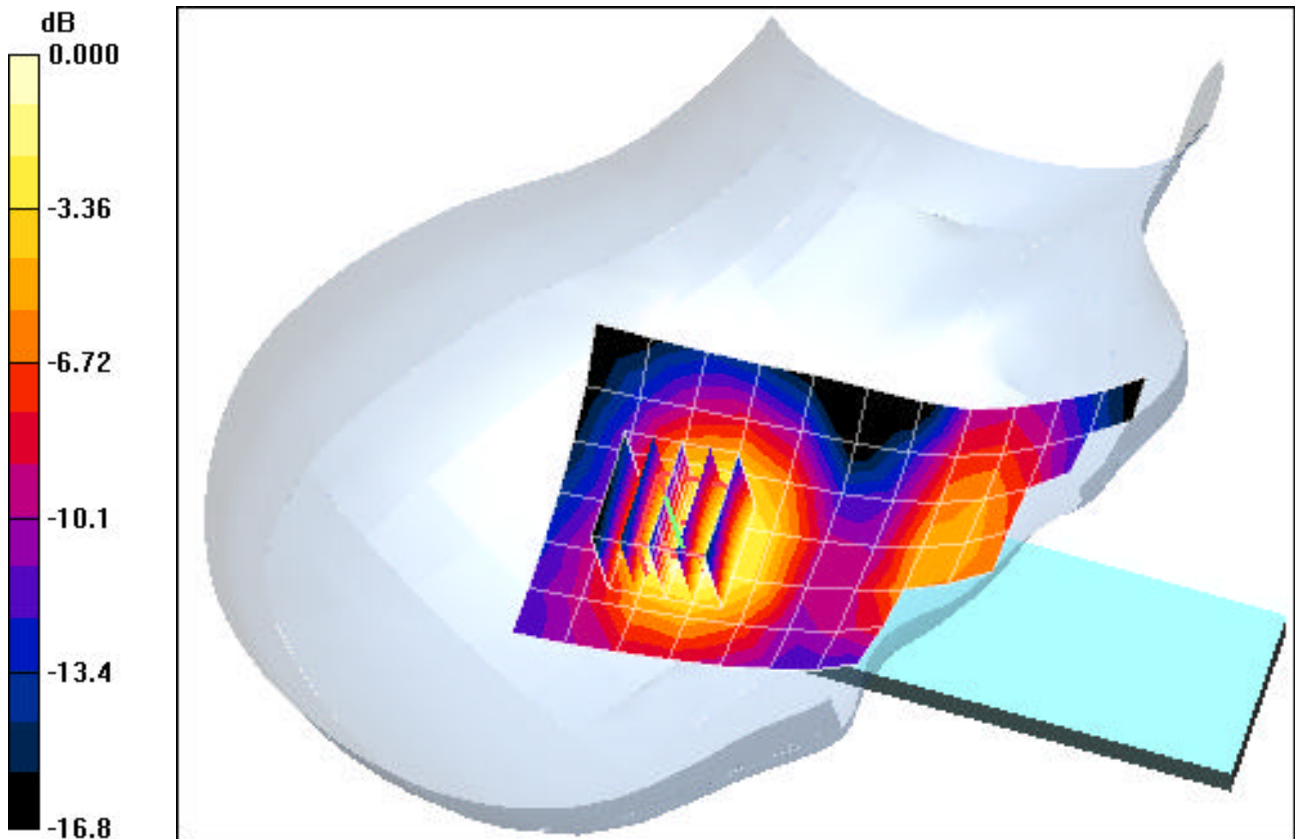
Communication System: PCS CDMA; Frequency: 1880 MHz; Duty Cycle: 1:1  
Medium: 1900 Brain ( $\sigma = 1.45$  mho/m,  $\epsilon_r = 38.60$ ,  $\rho = 1000$  kg/m<sup>3</sup>)  
Phantom section: Right Section

Test Date: 03-14-2007; Ambient Temp: 23.2°C; Tissue Temp: 21.3°C

Probe: EX3DV4 - SN3589; ConvF(7.11, 7.11, 7.11); Calibrated: 7/14/2006  
Sensor-Surface: 3mm (Mechanical Surface Detection)  
Electronics: DAE4 Sn704; Calibrated: 6/1/2006  
Phantom: SAM Main; Type: SAM 4.0; Serial: TP:1197  
Measurement SW: DASY4, V4.7 Build 53; Postprocessing SW: SEMCAD, V1.8 Build 172

## Right Head, Tilt, Mid.ch, Standard Battery

**Area Scan (7x15x1):** Measurement grid: dx=15mm, dy=15mm  
**Zoom Scan (5x5x7)/Cube 0:** Measurement grid: dx=8mm, dy=8mm, dz=5mm  
Reference Value = 9.54 V/m  
Peak SAR (extrapolated) = 0.266 W/kg  
**SAR(1 g) = 0.164 mW/g; SAR(10 g) = 0.098 mW/g**



0 dB = 0.192mW/g

# PCTEST ENGINEERING LABORATORY, INC.

**DUT: SCH-R500; Type: CDMA Dual Band Phone w/ EVDO + Bluetooth; SN: SAR #1  
Conducted Power: 24.5 dBm**

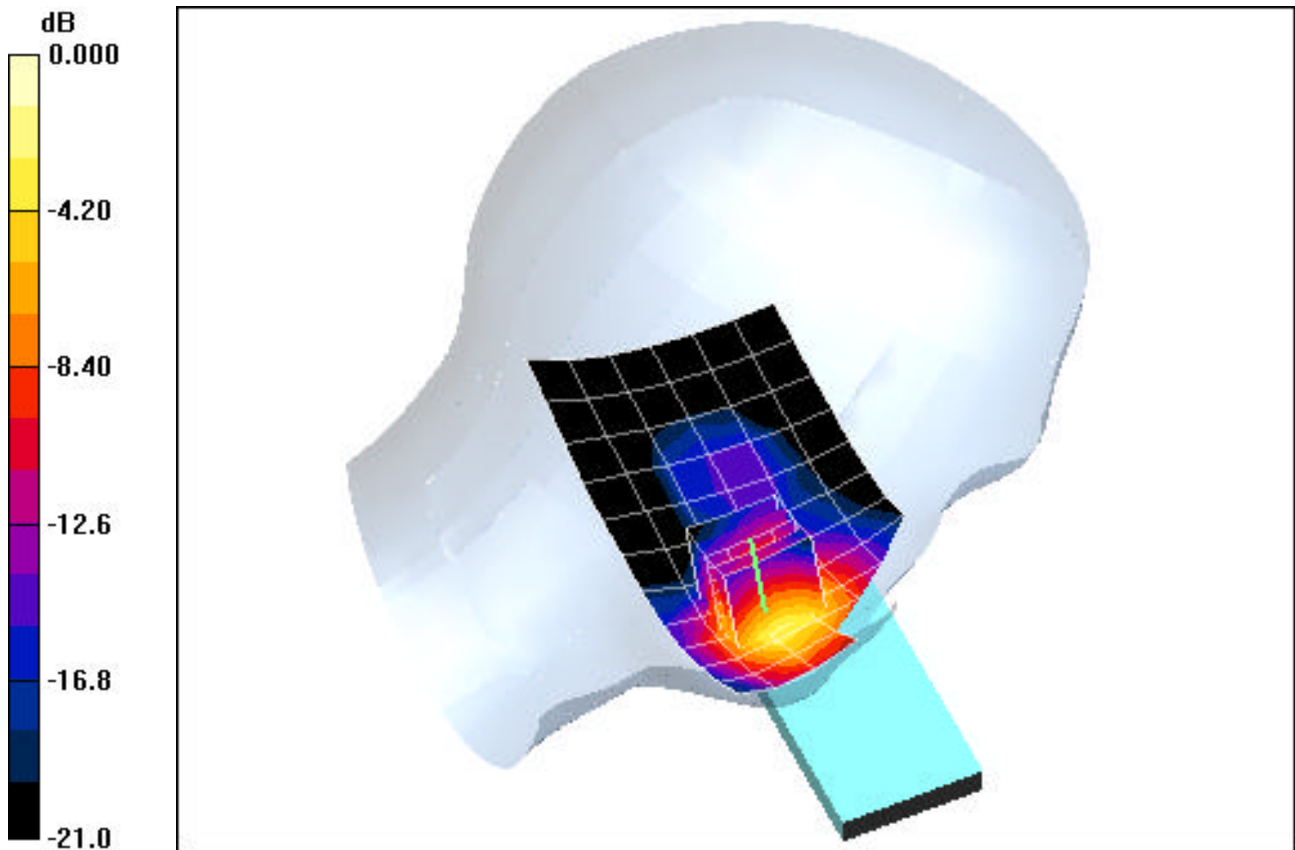
Communication System: PCS CDMA; Frequency: 1880 MHz; Duty Cycle: 1:1  
Medium: 1900 Brain ( $\sigma = 1.45$  mho/m,  $\epsilon_r = 38.60$ ,  $\rho = 1000$  kg/m<sup>3</sup>)  
Phantom section: Left Section

Test Date: 03-14-2007; Ambient Temp: 23.2°C; Tissue Temp: 21.3°C

Probe: EX3DV4 - SN3589; ConvF(7.11, 7.11, 7.11); Calibrated: 7/14/2006  
Sensor-Surface: 3mm (Mechanical Surface Detection)  
Electronics: DAE4 Sn704; Calibrated: 6/1/2006  
Phantom: SAM Main; Type: SAM 4.0; Serial: TP:1197  
Measurement SW: DASY4, V4.7 Build 53; Postprocessing SW: SEMCAD, V1.8 Build 172

## Left Head, Touch, Mid.ch, Standard Battery

**Area Scan (7x15x1):** Measurement grid: dx=15mm, dy=15mm  
**Zoom Scan (5x5x7)/Cube 0:** Measurement grid: dx=8mm, dy=8mm, dz=5mm  
Reference Value = 4.30 V/m  
Peak SAR (extrapolated) = 2.65 W/kg  
**SAR(1 g) = 1.27 mW/g; SAR(10 g) = 0.656 mW/g**



0 dB = 1.53mW/g

# PCTEST ENGINEERING LABORATORY, INC.

**DUT: SCH-R500; Type: CDMA Dual Band Phone w/ EVDO + Bluetooth; SN: SAR #1  
Conducted Power: 24.5 dBm**

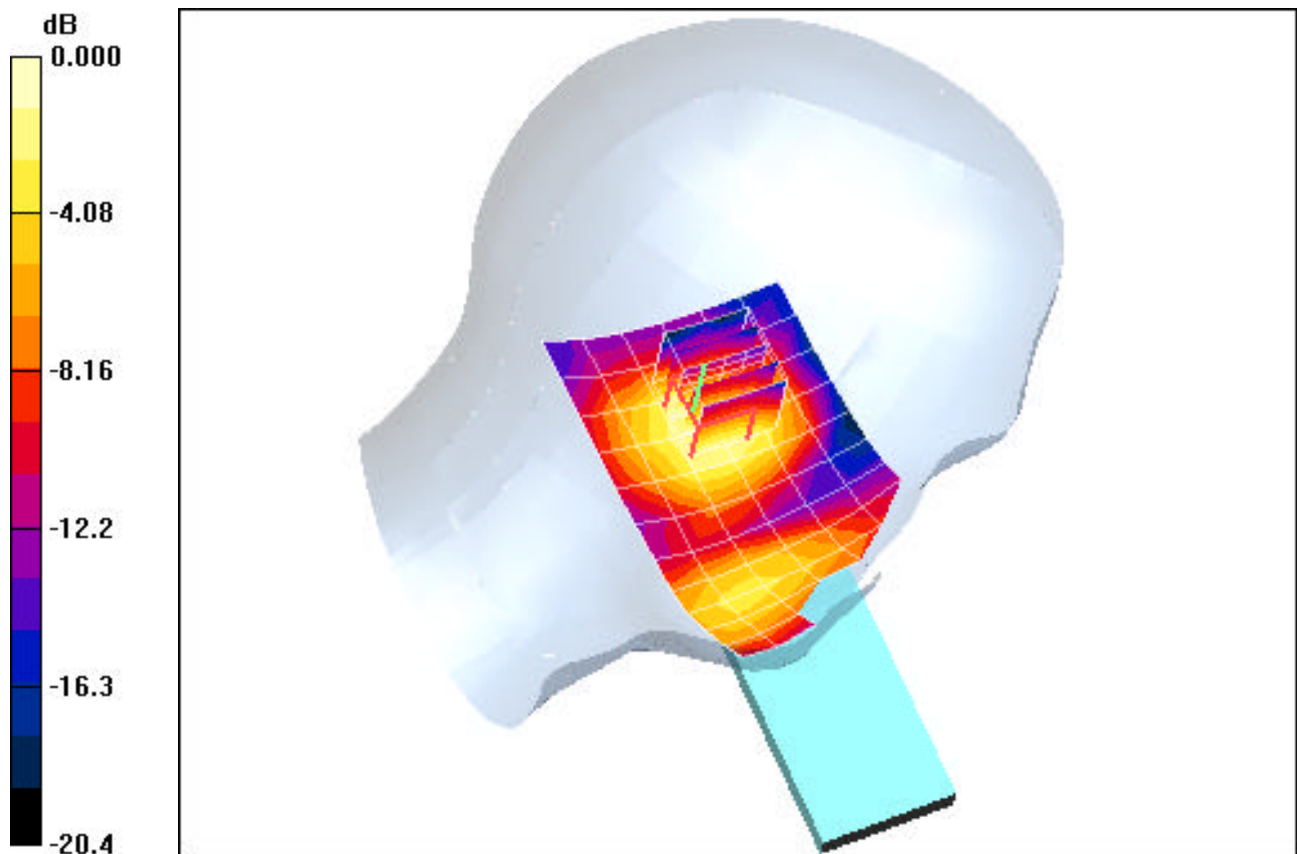
Communication System: PCS CDMA; Frequency: 1880 MHz; Duty Cycle: 1:1  
Medium: 1900 Brain ( $\sigma = 1.45$  mho/m,  $\epsilon_r = 38.60$ ,  $\rho = 1000$  kg/m<sup>3</sup>)  
Phantom section: Left Section

Test Date: 03-14-2007; Ambient Temp: 23.2°C; Tissue Temp: 21.3°C

Probe: EX3DV4 - SN3589; ConvF(7.11, 7.11, 7.11); Calibrated: 7/14/2006  
Sensor-Surface: 3mm (Mechanical Surface Detection)  
Electronics: DAE4 Sn704; Calibrated: 6/1/2006  
Phantom: SAM Main; Type: SAM 4.0; Serial: TP:1197  
Measurement SW: DASY4, V4.7 Build 53; Postprocessing SW: SEMCAD, V1.8 Build 172

## Left Head, Tilt, Mid.ch, Standard Battery

**Area Scan (7x15x1):** Measurement grid: dx=15mm, dy=15mm  
**Zoom Scan (5x5x7)/Cube 0:** Measurement grid: dx=8mm, dy=8mm, dz=5mm  
Reference Value = 9.71 V/m  
Peak SAR (extrapolated) = 0.283 W/kg  
**SAR(1 g) = 0.173 mW/g; SAR(10 g) = 0.102 mW/g**



0 dB = 0.209mW/g

# PCTEST ENGINEERING LABORATORY, INC.

**DUT: SCH-R500; Type: CDMA Dual Band Phone w/ EVDO + Bluetooth; SN: SAR #1  
Conducted Power: 24.5 dBm**

Communication System: Cellular CDMA; Frequency: 836.52 MHz; Duty Cycle: 1:1

Medium: 835 Muscle ( $\sigma = 0.98$  mho/m,  $\epsilon_r = 52.59$ ,  $\rho = 1000$  kg/m<sup>3</sup>)

Phantom section: Flat Section; Space: 1.5 cm from DUT to Flat Phantom

Test Date: 03-13-2007; Ambient Temp: 23.5°C; Tissue Temp: 21.6°C

Probe: EX3DV4 - SN3589; ConvF(8.15, 8.15, 8.15); Calibrated: 7/14/2006

Sensor-Surface: 3mm (Mechanical Surface Detection)

Electronics: DAE4 Sn704; Calibrated: 6/1/2006

Phantom: SAM Main; Type: SAM 4.0; Serial: TP:1197

Measurement SW: DASY4, V4.7 Build 53; Postprocessing SW: SEMCAD, V1.8 Build 172

## **Body SAR, No Beltclip, Mid.ch, Standard Battery**

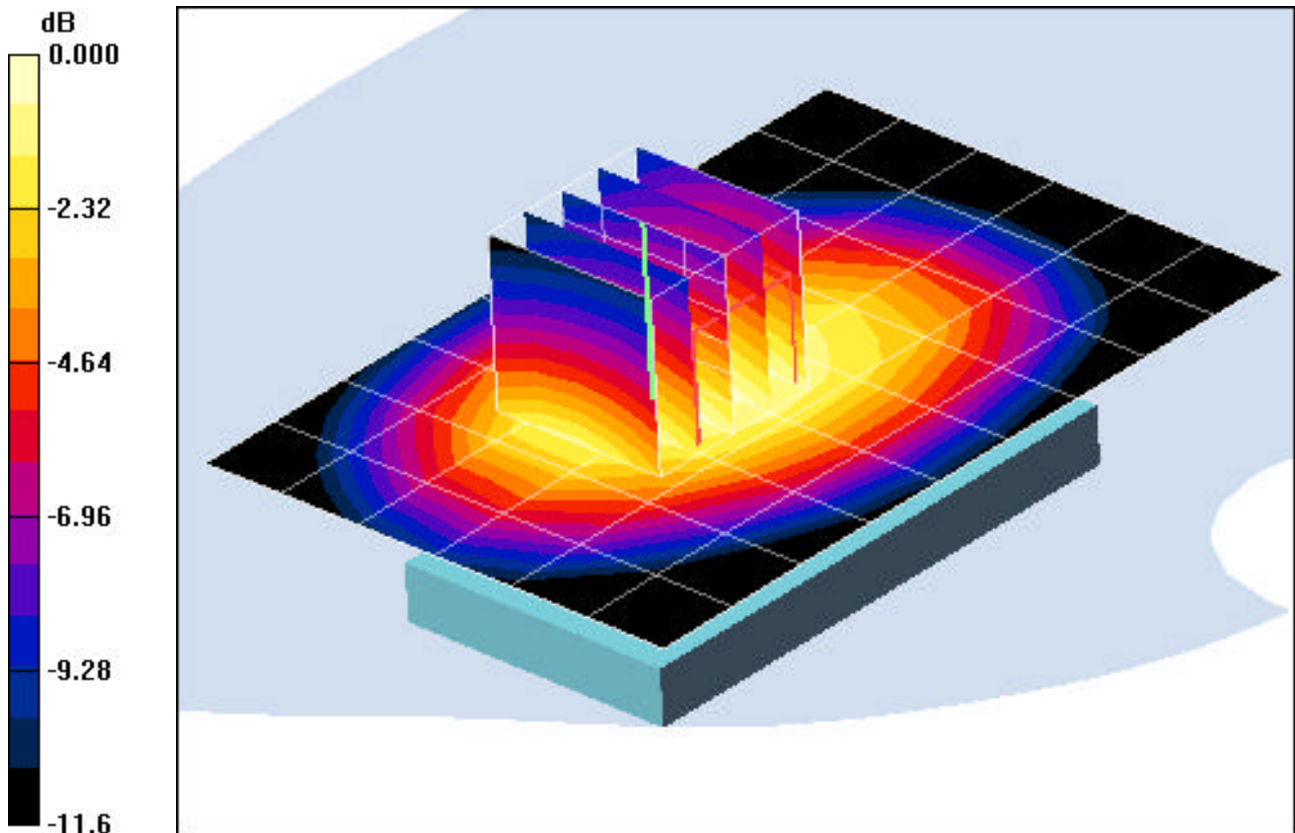
**Area Scan (7x10x1):** Measurement grid: dx=15mm, dy=15mm

**Zoom Scan (5x5x7)/Cube 0:** Measurement grid: dx=8mm, dy=8mm, dz=5mm

Reference Value = 12.5 V/m

Peak SAR (extrapolated) = 0.603 W/kg

**SAR(1 g) = 0.422 mW/g; SAR(10 g) = 0.295 mW/g**



0 dB = 0.480mW/g

# PCTEST ENGINEERING LABORATORY, INC.

**DUT: SCH-R500; Type: CDMA Dual Band Phone w/ EVDO + Bluetooth; SN: SAR #1  
Conducted Power: 24.5 dBm**

Communication System: PCS CDMA; Frequency: 1880 MHz; Duty Cycle: 1:1

Medium: 1900 Muscle ( $\sigma = 1.58$  mho/m,  $\epsilon_r = 54.34$ ,  $\rho = 1000$  kg/m<sup>3</sup>)

Phantom section: Flat Section; Space: 1.5 cm from DUT to Flat Phantom

Test Date: 03-14-2007; Ambient Temp: 23.2°C; Tissue Temp: 21.3°C

Probe: EX3DV4 - SN3589; ConvF(6.64, 6.64, 6.64); Calibrated: 7/14/2006

Sensor-Surface: 3mm (Mechanical Surface Detection)

Electronics: DAE4 Sn704; Calibrated: 6/1/2006

Phantom: SAM Main; Type: SAM 4.0; Serial: TP:1197

Measurement SW: DASY4, V4.7 Build 53; Postprocessing SW: SEMCAD, V1.8 Build 172

## Body SAR, No Beltclip, Mid.ch, Standard Battery

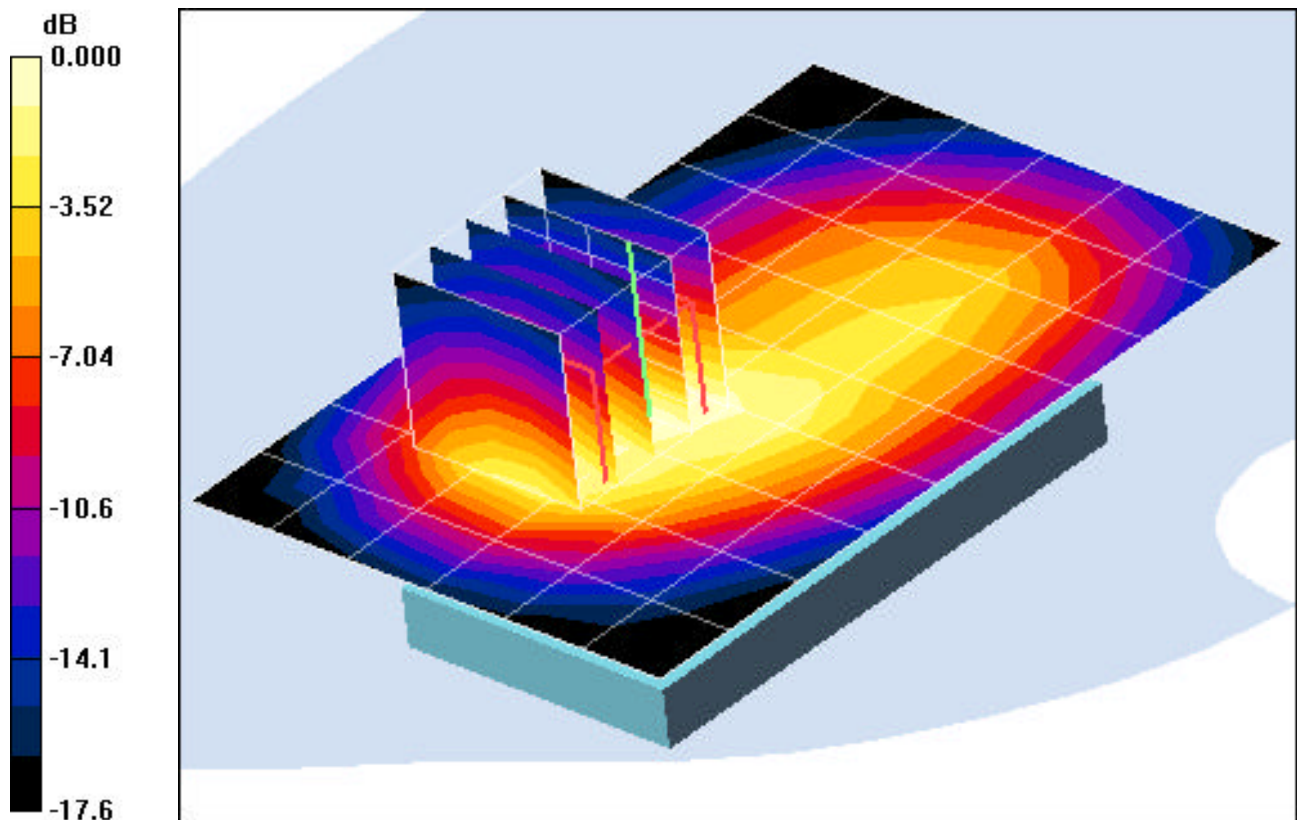
**Area Scan (7x10x1):** Measurement grid: dx=15mm, dy=15mm

**Zoom Scan (5x5x7)/Cube 0:** Measurement grid: dx=8mm, dy=8mm, dz=5mm

Reference Value = 12.7 V/m

Peak SAR (extrapolated) = 0.964 W/kg

**SAR(1 g) = 0.519 mW/g; SAR(10 g) = 0.296 mW/g**



0 dB = 0.632mW/g

# PCTEST ENGINEERING LABORATORY, INC.

**DUT: SCH - R500; Type: CDMA Dual Band Phone w/ EVDO + Bluetooth; SN: SAR #1**  
**Conducted Power: 24.5 dBm**

Communication System: Cellular CDMA; Frequency: 836.52 MHz; Duty Cycle: 1:1

Medium: 835 Brain ( $\sigma = 0.87$  mho/m,  $\epsilon_r = 39.82$ ,  $\rho = 1000$  kg/m<sup>3</sup>)

Phantom section: Right Section

Test Date: 03-13-2007; Ambient Temp: 23.5°C; Tissue Temp: 21.6°C

Probe: EX3DV4 - SN3589; ConvF(8.36, 8.36, 8.36); Calibrated: 7/14/2006

Sensor-Surface: 3mm (Mechanical Surface Detection)

Electronics: DAE4 Sn704; Calibrated: 6/1/2006

Phantom: SAM Main; Type: SAM 4.0; Serial: TP:1197

Measurement SW: DASY4, V4.7 Build 53; Postprocessing SW: SEMCAD, V1.8 Build 172

## Right Head, Touch, Mid.ch, Standard Battery

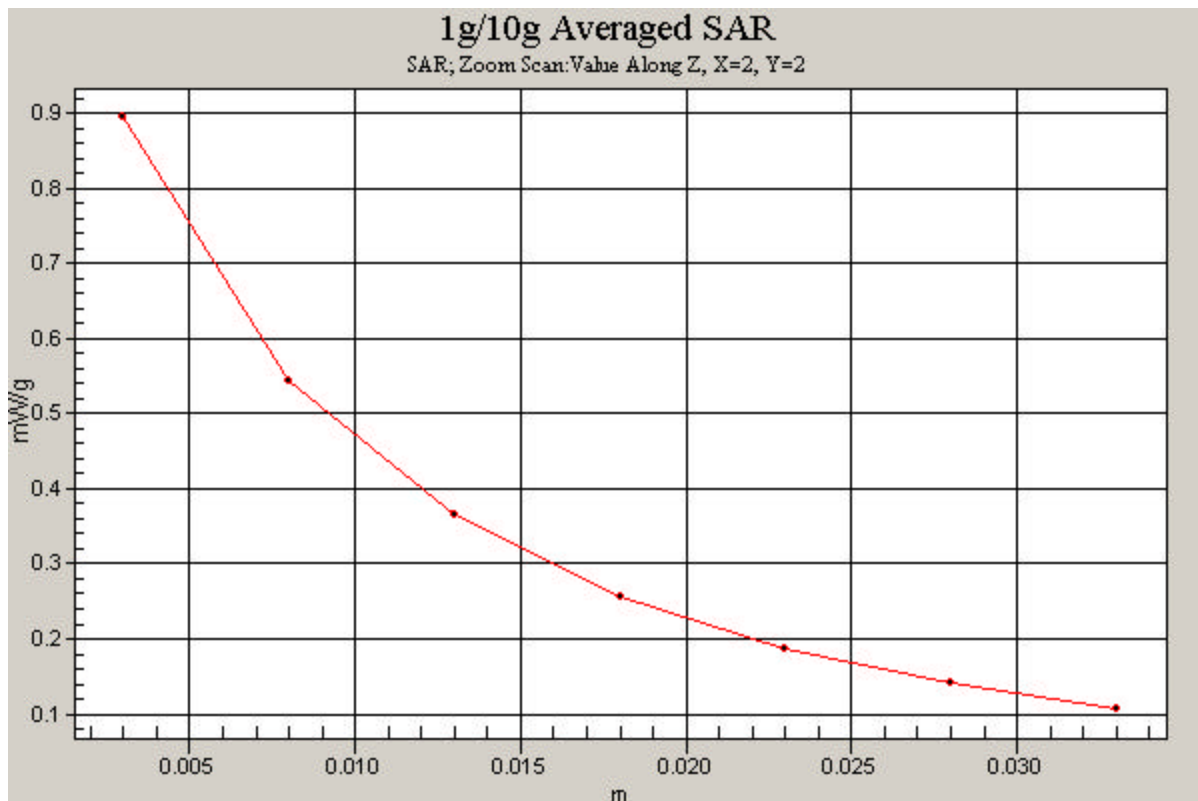
**Area Scan (7x15x1):** Measurement grid: dx=15mm, dy=15mm

**Zoom Scan (5x5x7)/Cube 0:** Measurement grid: dx=8mm, dy=8mm, dz=5mm

Reference Value = 7.55 V/m; Power Drift = 0.140 dB

Peak SAR (extrapolated) = 1.47 W/kg

**SAR(1 g) = 0.721 mW/g; SAR(10 g) = 0.424 mW/g**



# PCTEST ENGINEERING LABORATORY, INC.

**DUT: SCH-R500; Type: CDMA Dual Band Phone w/ EVDO + Bluetooth; SN: SAR #1  
Conducted Power: 24.5 dBm**

Communication System: Cellular CDMA; Frequency: 836.52 MHz; Duty Cycle: 1:1

Medium: 835 Muscle ( $\sigma = 0.98$  mho/m,  $\epsilon_r = 52.59$ ,  $\rho = 1000$  kg/m<sup>3</sup>)

Phantom section: Flat Section; Space: 1.5 cm from DUT from to Flat Phantom

Test Date: 03-13-2007; Ambient Temp: 23.5°C; Tissue Temp: 21.6°C

Probe: EX3DV4 - SN3589; ConvF(8.15, 8.15, 8.15); Calibrated: 7/14/2006

Sensor-Surface: 3mm (Mechanical Surface Detection)

Electronics: DAE4 Sn704; Calibrated: 6/1/2006

Phantom: SAM Main; Type: SAM 4.0; Serial: TP:1197

Measurement SW: DASY4, V4.7 Build 53; Postprocessing SW: SEMCAD, V1.8 Build 172

## Body SAR, No Beltclip, Mid.ch, Standard Battery

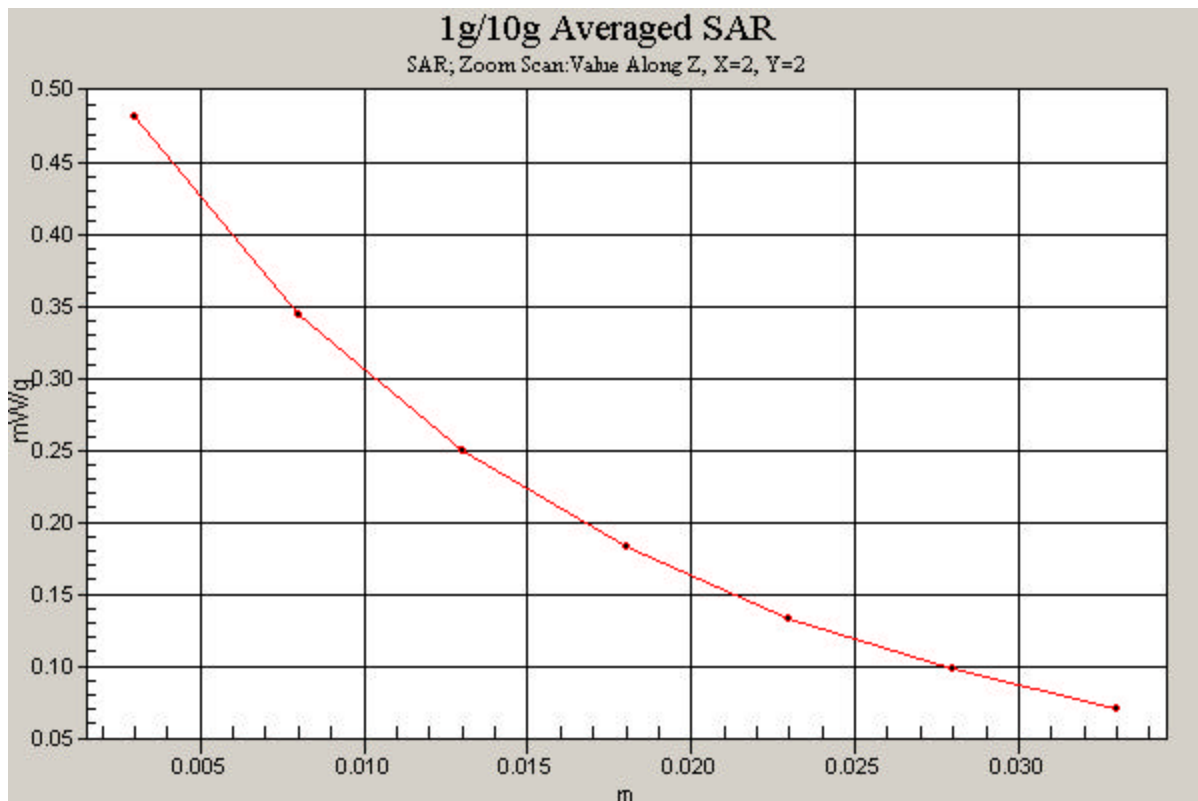
**Area Scan (7x10x1):** Measurement grid: dx=15mm, dy=15mm

**Zoom Scan (5x5x7)/Cube 0:** Measurement grid: dx=8mm, dy=8mm, dz=5mm

Reference Value = 12.5 V/m

Peak SAR (extrapolated) = 0.603 W/kg

**SAR(1 g) = 0.422 mW/g; SAR(10 g) = 0.295 mW/g**



# PCTEST ENGINEERING LABORATORY, INC.

**DUT: SCH-R500; Type: CDMA Dual Band Phone w/ EVDO + Bluetooth; SN: SAR #1**  
**Conducted Power: 24.5 dBm**

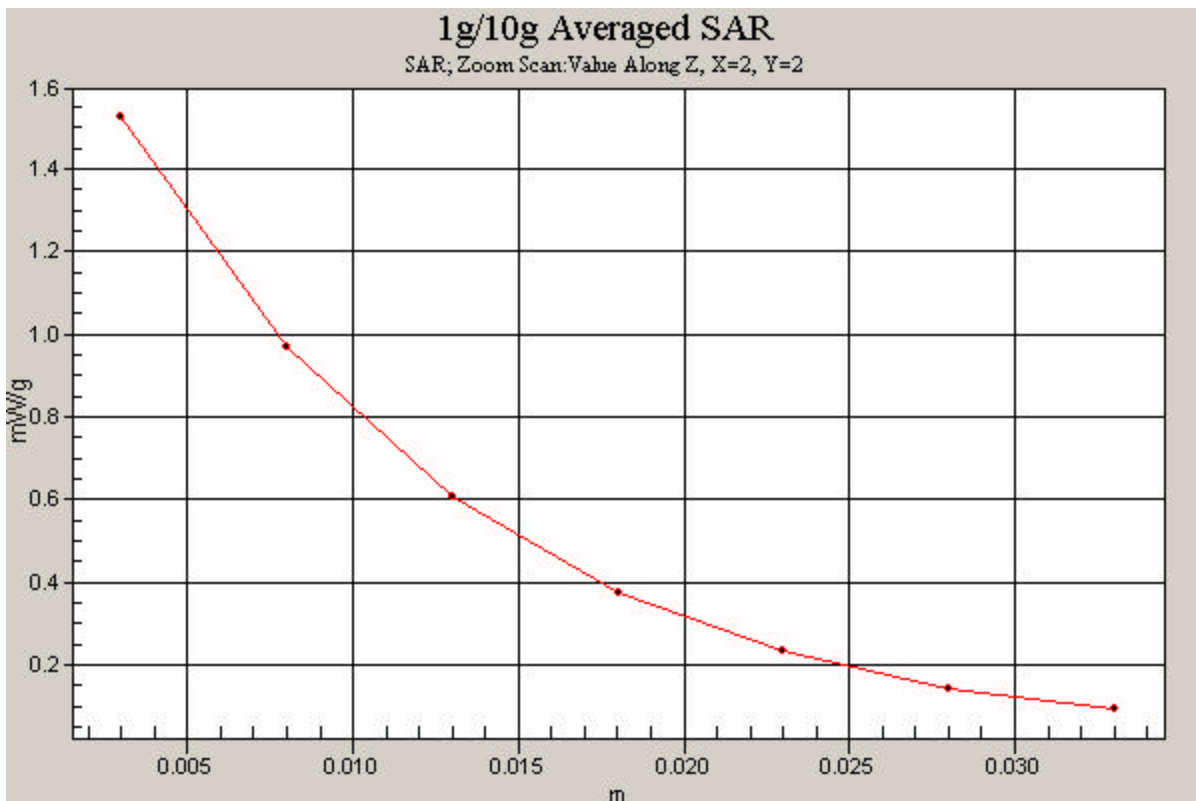
Communication System: PCS CDMA; Frequency: 1880 MHz; Duty Cycle: 1:1  
Medium: 1900 Brain ( $\sigma = 1.45$  mho/m,  $\epsilon_r = 38.60$ ,  $\rho = 1000$  kg/m<sup>3</sup>)  
Phantom section: Left Section

Test Date: 03-14-2007; Ambient Temp: 23.2°C; Tissue Temp: 21.3°C

Probe: EX3DV4 - SN3589; ConvF(7.11, 7.11, 7.11); Calibrated: 7/14/2006  
Sensor-Surface: 3mm (Mechanical Surface Detection)  
Electronics: DAE4 Sn704; Calibrated: 6/1/2006  
Phantom: SAM Main; Type: SAM 4.0; Serial: TP:1197  
Measurement SW: DASY4, V4.7 Build 53; Postprocessing SW: SEMCAD, V1.8 Build 172

## Left Head, Touch, Mid.ch, Standard Battery

**Area Scan (7x15x1):** Measurement grid: dx=15mm, dy=15mm  
**Zoom Scan (5x5x7)/Cube 0:** Measurement grid: dx=8mm, dy=8mm, dz=5mm  
Reference Value = 4.30 V/m  
Peak SAR (extrapolated) = 2.65 W/kg  
**SAR(1 g) = 1.27 mW/g; SAR(10 g) = 0.656 mW/g**



# PCTEST ENGINEERING LABORATORY, INC.

**DUT: SCH-R500; Type: CDMA Dual Band Phone w/ EVDO + Bluetooth; SN: SAR #1  
Conducted Power: 24.5 dBm**

Communication System: PCS CDMA; Frequency: 1880 MHz; Duty Cycle: 1:1

Medium: 1900 Muscle ( $\sigma = 1.58$  mho/m,  $\epsilon_r = 54.34$ ,  $\rho = 1000$  kg/m<sup>3</sup>)

Phantom section: Flat Section; Space: 1.5 cm from DUT from Flat Phantom

Test Date: 03-14-2007; Ambient Temp: 23.2°C; Tissue Temp: 21.3°C

Probe: EX3DV4 - SN3589; ConvF(6.64, 6.64, 6.64); Calibrated: 7/14/2006

Sensor-Surface: 3mm (Mechanical Surface Detection)

Electronics: DAE4 Sn704; Calibrated: 6/1/2006

Phantom: SAM Main; Type: SAM 4.0; Serial: TP:1197

Measurement SW: DASY4, V4.7 Build 53; Postprocessing SW: SEMCAD, V1.8 Build 172

## Body SAR, No Beltclip, Mid.ch, Standard Battery

**Area Scan (7x10x1):** Measurement grid: dx=15mm, dy=15mm

**Zoom Scan (5x5x7)/Cube 0:** Measurement grid: dx=8mm, dy=8mm, dz=5mm

Reference Value = 12.7 V/m

Peak SAR (extrapolated) = 0.964 W/kg

**SAR(1 g) = 0.519 mW/g; SAR(10 g) = 0.296 mW/g**

