




# 13. TEST SETUP PHOTOGRAPHS




**Figure 13-1**  
**Test Setup for Wireless Device**





**Figure 13-2**  
**Test Setup for Wireless Device**

FCC ID: A3LSCHR350	 <small>ENGINEERING LABORATORY, INC.</small>	HAC (T-COIL) TEST REPORT	 Reviewed by: Quality Manager
Filename: 0905261068.A3L	Test Dates: 5/28/2009	EUT Type: Cellular/AWS/PCS CDMA Phone with Bluetooth	Page 38 of 39



**Figure 13-3**  
**T-Coil Scan Overlay Magnetic Field Distributions**

Note: Final measurement locations are indicated by a cursor on the contour plots.

FCC ID: A3LSCHR350	 <small>ENGINEERING LABORATORY, INC.</small>	HAC (T-COIL) TEST REPORT	 <b>Reviewed by:</b> Quality Manager
<b>Filename:</b> 0905261068.A3L	<b>Test Dates:</b> 5/28/2009	<b>EUT Type:</b> Cellular/AWS/PCS CDMA Phone with Bluetooth	Page 39 of 39