



17. TEST PHOTOGRAPHS

See following Attached Pages for setup photographs.

FCC ID: A3LSCHR350	 PCTEST Engineering Laboratory, Inc.	HAC (RF EMISSIONS) TEST REPORT		Reviewed by: Quality Manager
HAC Filename: 0905261067.A3L	Test Dates: May 26-28, 2009	EUT Type: Cellular/AWS/PCS CDMA Phone w/ BT		Page 76 of 78






Figure 17-1
Ear Reference Point HAC Phantom Alignment



Figure 17-2
HAC Phantom Plane Alignment

FCC ID: A3LSCHR350		HAC (RF EMISSIONS) TEST REPORT	 Reviewed by: Quality Manager
HAC Filename: 0905261067.A3L	Test Dates: May 26-28, 2009	EUT Type: Cellular/AWS/PCS CDMA Phone w/ BT	Page 77 of 78

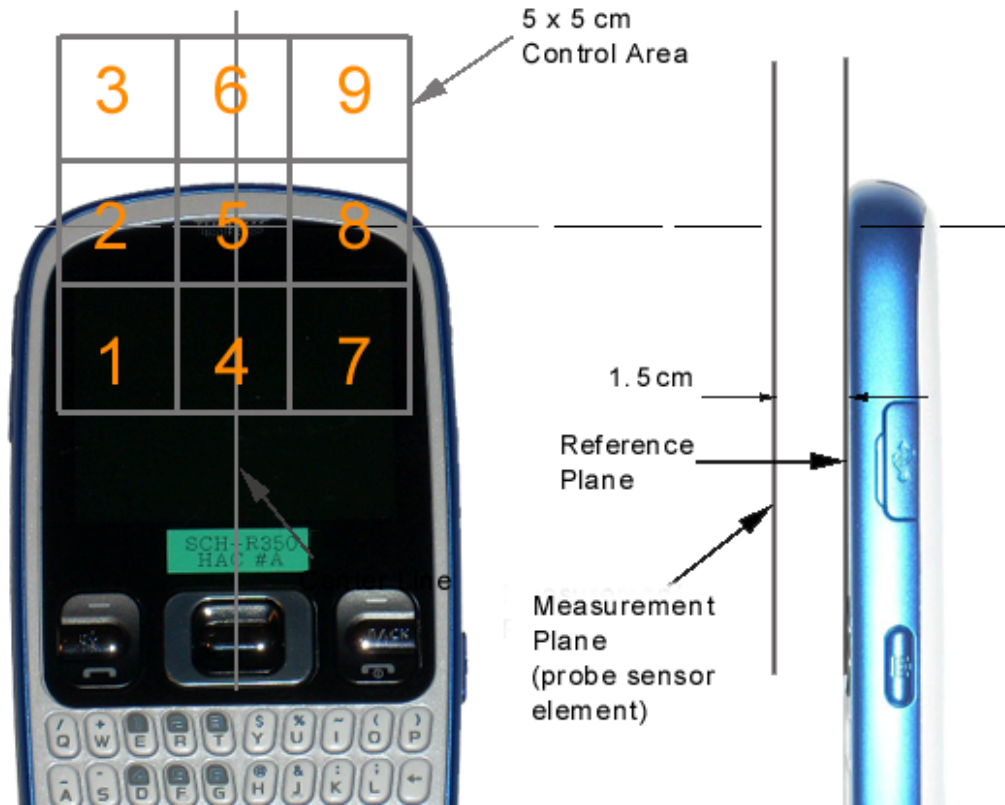


Figure 17-3
5x5 Scan grid above WD



Figure 17-4
E-Field WD Scan overlay



Figure 17-5
H-Field WD Scan overlay

FCC ID: A3LSCHR350	PCTEST Engineering Laboratory, Inc.	HAC (RF EMISSIONS) TEST REPORT	SAMSUNG	Reviewed by: Quality Manager
HAC Filename: 0905261067.A3L	Test Dates: May 26-28, 2009	EUT Type: Cellular/AWS/PCS CDMA Phone w/ BT		Page 78 of 78