



17. TEST PHOTOGRAPHS

See following Attached Pages for setup photographs.

FCC ID: A3LSCHR310	 PCTEST ENGINEERING LABORATORY, INC.	HAC (RF EMISSIONS) TEST REPORT		Reviewed by: Quality Manager
HAC Filename: 0809121309.A3L	Test Dates: September 17 - 18, 2008	EUT Type: Cellular/AWS/PCS CDMA Phone with Bluetooth	Page 75 of 77	




Figure 17-1
Ear Reference Point HAC Phantom Alignment






Figure 17-2
HAC Phantom Plane Alignment

FCC ID: A3LSCHR310		HAC (RF EMISSIONS) TEST REPORT		Reviewed by: Quality Manager
HAC Filename: 0809121309.A3L	Test Dates: September 17 - 18, 2008	EUT Type: Cellular/AWS/PCS CDMA Phone with Bluetooth	Page 76 of 77	

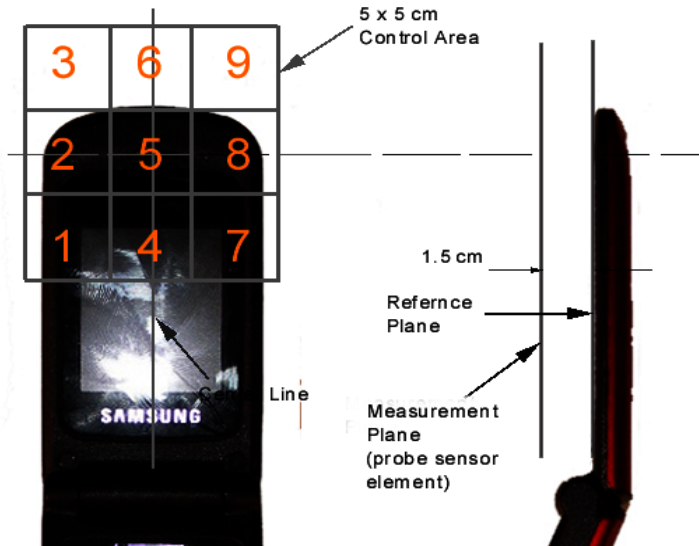




Figure 17-3
5x5 Scan grid above WD



Figure 17-4
E-Field WD Scan overlay



Figure 17-5
H-Field WD Scan overlay

FCC ID: A3LSCHR310		HAC (RF EMISSIONS) TEST REPORT		Reviewed by: Quality Manager
HAC Filename: 0809121309.A3L	Test Dates: September 17 - 18, 2008	EUT Type: Cellular/AWS/PCS CDMA Phone with Bluetooth		Page 77 of 77