

17. TEST PHOTOGRAPHS

See following Attached Pages for setup photographs.





FCC ID: A3LSCHI545		HAC (RF EMISSIONS) TEST REPORT		Reviewed by: Quality Manager
HAC Filename: 0Y1302120260.A3L	Test Dates: 2/26/2013 - 3/1/2013	EUT Type: Portable Handset		Page 92 of 94



Figure 17-1
Ear Reference Point HAC Phantom Alignment



Figure 17-2
HAC Phantom Plane Alignment

FCC ID: A3LSCHI545		HAC (RF EMISSIONS) TEST REPORT		Reviewed by: Quality Manager
HAC Filename: 0Y1302120260.A3L	Test Dates: 2/26/2013 - 3/1/2013	EUT Type: Portable Handset		Page 93 of 94

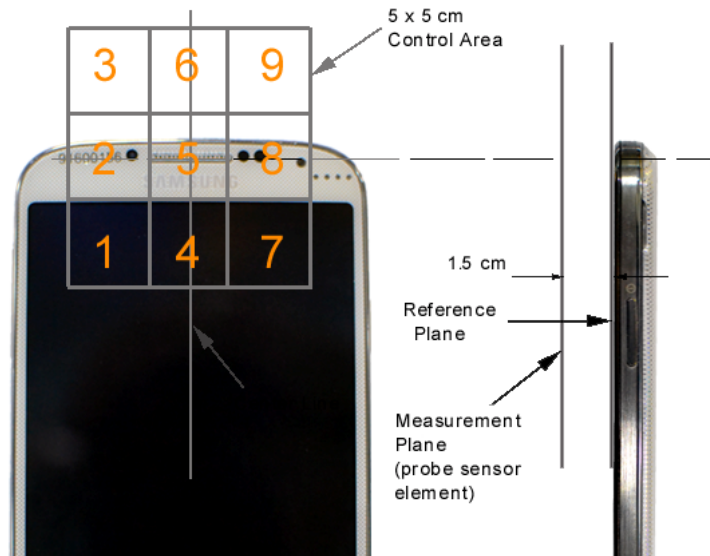


Figure 17-3
5x5 Scan grid above WD






Figure 17-4
E-Field WD Scan overlay



Figure 17-5
H-Field WD Scan overlay

FCC ID: A3LSCHI545	 PCTEST ENGINEERING LABORATORY, INC.	HAC (RF EMISSIONS) TEST REPORT		Reviewed by: Quality Manager
HAC Filename: 0Y1302120260.A3L	Test Dates: 2/26/2013 - 3/1/2013	EUT Type: Portable Handset		Page 94 of 94