





## 17. TEST PHOTOGRAPHS

See following Attached Pages for setup photographs.



<b>FCC ID:</b> A3LSCHI515		<b>HAC (RF EMISSIONS) TEST REPORT</b>		<b>Reviewed by:</b> Quality Manager
<b>HAC Filename:</b> 0Y1109011505.A3L	<b>Test Dates:</b> September 7-8, 2011	<b>EUT Type:</b> Cellular/PCS CDMA/EVDO and 750MHz LTE Phone with Bluetooth and WLAN		Page 79 of 81

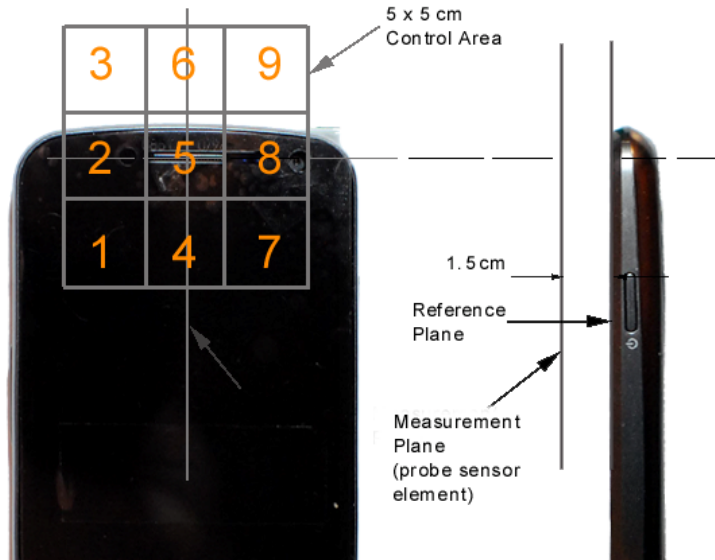


**Figure 17-1**  
**Ear Reference Point HAC Phantom Alignment**



**Figure 17-2**  
**HAC Phantom Plane Alignment**

FCC ID: A3LSCHI515		HAC (RF EMISSIONS) TEST REPORT		Reviewed by: Quality Manager
HAC Filename: 0Y1109011505.A3L	Test Dates: September 7-8, 2011	EUT Type: Cellular/PCS CDMA/EVDO and 750MHz LTE Phone with Bluetooth and WLAN	Page 80 of 81	



**Figure 17-3**  
5x5 Scan grid above WD



**Figure 17-4**  
E-Field WD Scan overlay



**Figure 17-5**  
H-Field WD Scan overlay

FCC ID: A3LSCHI515	PCTEST ENGINEERING LABORATORY, INC.	HAC (RF EMISSIONS) TEST REPORT	SAMSUNG	Reviewed by: Quality Manager
HAC Filename: 0Y1109011505.A3L	Test Dates: September 7-8, 2011	EUT Type: Cellular/PCS CDMA/EVDO and 750MHz LTE Phone with Bluetooth and WLAN		Page 81 of 81