

13. TEST SETUP PHOTOGRAPHS




Figure 13-1
Test Setup for Wireless Device






Figure 13-2
Test Setup for Wireless Device

FCC ID: A3LSCHI225		HAC (T-COIL) TEST REPORT		Reviewed by: Quality Manager
Filename: 0912102233.A3L	Test Dates: 12/17/2009	EUT Type: Cellular/PCS CDMA/EvDO Phone with Bluetooth	Page 36 of 37	






Figure 13-3
T-Coil Scan Overlay Magnetic Field Distributions

Note: Final measurement locations are indicated by a cursor on the contour plots.

FCC ID: A3LSCHI225		HAC (T-COIL) TEST REPORT		Reviewed by: Quality Manager
Filename: 0912102233.A3L	Test Dates: 12/17/2009	EUT Type: Cellular/PCS CDMA/EvDO Phone with Bluetooth	Page 37 of 37	