



CERTIFICATE OF COMPLIANCE (SAR EVALUATION)

APPLICANT NAME & ADDRESS:

SAMSUNG ELECTRONICS CO., LTD.
 416 Maetan-3 Dong, Paldal-Ku
 Suwon City Kyungki-Do 441-742, KOREA
 Attn: Wallace Oh, Engineering Manager
 Samsung Electronics America (QA Lab)

DATE & LOCATION OF TESTING:

Dates of Tests: April 5-10, 2002
 Test Report S/N: 22/24.220401144.A3L
 Test Site: PCTEST Lab, Columbia MD

FCC ID:	A3LSCHA565
APPLICANT:	SAMSUNG ELECTRONICS CO., LTD.

EUT Type:	Tri-Mode Dual-Band Analog/PCS Phone (AMPS/CDMA)
Tx Frequency:	824.04 – 848.97 MHz (AMPS) / 824.70 – 848.31 MHz (CDMA) 1851.25 – 1908.75 MHz (PCS CDMA)
Rx Frequency:	869.04 – 893.97 MHz (AMPS) / 869.70 – 893.31 MHz (CDMA) 1931.25 – 1988.75 MHz (PCS CDMA)
Max. RF Output Power:	0.405 W ERP AMPS (26.073 dBm) / 26.0 dBm Conducted 0.287 W ERP CDMA (24.573 dBm) / 24.5 dBm Conducted 0.241 W EIRP PCS CDMA (23.821 dBm) / 23.0 dBm Conducted
Max. SAR Measurement:	1.290W/kg AMPS Head SAR; 1.140W/kg AMPS Body SAR; 0.890W/kg CDMA Head SAR; 0.765W/kg CDMA Body SAR; 1.370W/kg PCS CDMA Head SAR; 1.330W/kg PCS CDMA Body SAR
Trade Name/Model(s):	<i>SCH-A565</i>
FCC Classification:	Licensed Portable Transmitter Held to Ear (PCE)
FCC Rule Part(s):	§2.1093; FCC/OET Bulletin 65 Supplement C [July 2001]
Application Type:	Certification
Test Device Serial No.:	<i>identical prototype</i>



This wireless portable device has been shown to be capable of compliance for localized specific absorption rate (SAR) for uncontrolled environment/general population exposure limits specified in ANSI/IEEE Std. C95.1-1992 and had been tested in accordance with the measurement procedures specified in FCC/OET Bulletin 65 Supplement C (2001) and IEEE Std. 1528-200X (Draft 6.4, July 2001).

I attest to the accuracy of data. All measurements reported herein were performed by me or were made under my supervision and are correct to the best of my knowledge and belief. I assume full responsibility for the completeness of these measurements and vouch for the qualifications of all persons taking them.

PCTEST certifies that no party to this application has been denied the FCC benefits pursuant to Section 5301 of the Anti-Drug Abuse Act of 1988, 21 U.S.C. 862.


Alfred Cirwithian
 Vice President Engineering



PCTEST™ SAR REPORT		FCC CERTIFICATION		Reviewed by: Quality Manager
SAR Filename: SAR-220401144.A3L	Test Dates: April 5-10, 2002	Phone Type: Tri-Mode Dual-Band	FCC ID: A3LSCHA565	Page 1 of 29

12. SYSTEM VERIFICATION

Tissue Verification

Table 12.1 Simulated Tissue Verification [5]

MEASURED TISSUE PARAMETERS									
Date(s)	04/01/02	835MHz Brain		835MHz Muscle		1900MHz Brain		1900MHz Muscle	
Liquid Temperature (°C)	22.9	Target	Measured	Target	Measured	Target	Measured	Target	Measured
Dielectric Constant: ϵ		41.50	43.50	55.20	55.00	40.00	40.80	53.30	53.90
Conductivity: σ		0.900	0.890	0.970	0.980	1.400	1.440	1.520	1.550

Test System Validation

Prior to assessment, the system is verified to the $\pm 10\%$ of the specifications at 835MHz and 1900MHz by using the system validation kit(s). (Graphic Plots Attached)

Table 12.2 System Validation [5]

SYSTEM DIPOLE VALIDATION TARGET & MEASURED				
System Validation Kit: D-835V2, S/N: 406	835MHz Brain	Targeted SAR _{1g} (mW/g) 2.375	Measured SAR _{1g} (mW/g) 2.45	Deviation (%) - 1.9
System Validation Kit: D-1900V2, S/N: 502	1900MHz Brain	Targeted SAR _{1g} (mW/g) 9.925	Measured SAR _{1g} (mW/g) 10.2	Deviation (%) + 2.7

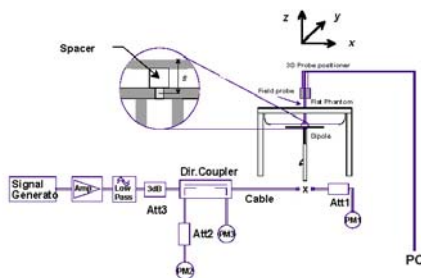


Figure 12.1 Dipole Validation Test Setup

PCTEST™ SAR REPORT	FCC CERTIFICATION			Reviewed by: Quality Manager
SAR Filename: SAR-220401144.A3L	Test Dates: April 5-10, 2002	Phone Type: Tri-Mode Dual-Band	FCC ID: A3LSCHA565	Page 16 of 29

13. SAR TEST DATA SUMMARY

[See Measurement Result Data Pages](#)

Procedures Used To Establish Test Signal

The handset was placed into simulated call mode (AMPS, Cellular CDMA & PCS CDMA modes) using manufacturers test codes. Such test signals offer a consistent means for testing SAR and are recommended for evaluating SAR [4]. When test modes are not available or inappropriate for testing a handset, the actual transmission is activated through a base station simulator or similar equipment. See data pages for actual procedure used in measurement.

Device Test Conditions

The handset is battery operated. Each SAR measurement was taken with a fully charged battery. In order to verify that the device was tested at full power, conducted output power measurements were performed before and after each SAR measurement to confirm the output power. If a conducted power deviation of more than 5% occurred, the test was repeated.

EUT Handset Reference Points

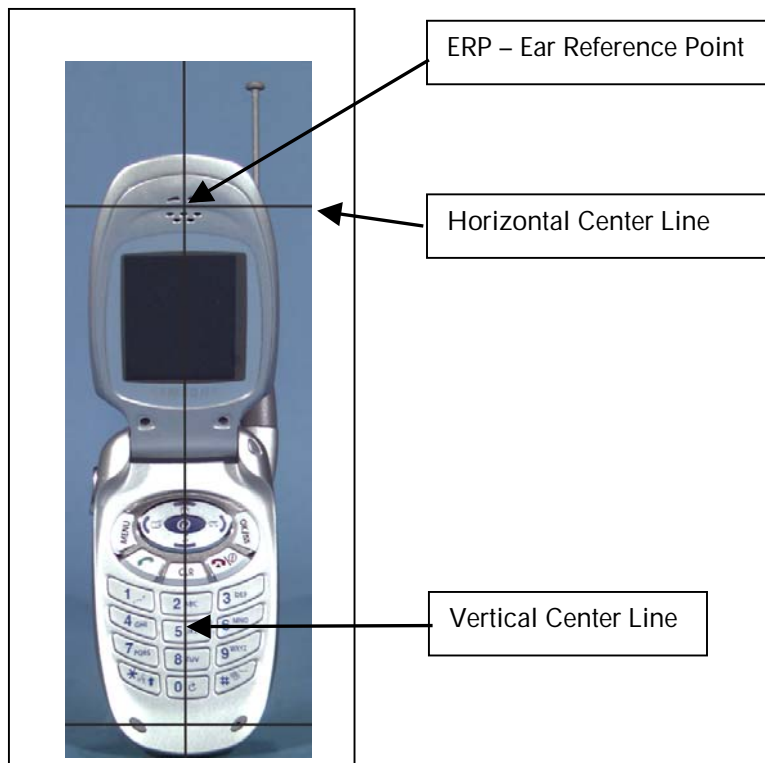




Figure 13.1 Handset Reference Points

PCTEST™ SAR REPORT	 FCC CERTIFICATION			Reviewed by: Quality Manager
SAR Filename: SAR-220401144.A3L	Test Dates: April 5-10, 2002	Phone Type: Tri-Mode Dual-Band	FCC ID: A3LSCHA565	Page 17 of 29

SAR DATA SUMMARY

Mixture Type: 835MHz Brain

14.1 MEASUREMENT RESULTS (AMPS Right Head SAR – Touch)								
FREQUENCY		Modulation	Begin / End POWER [†]			Device Test Position	Antenna Position	SAR (W/kg)
MHz	Ch.		(dBm)		Battery			
824.04	0991	AMPS	26.0	26.0	Extended	Cheek / Touch	In	0.368
824.04	0991	AMPS	26.0	26.0	Extended	Cheek / Touch	Out	0.838
836.49	0383	AMPS	26.0	26.0	Extended	Cheek / Touch	In	0.395
836.49	0383	AMPS	26.0	26.0	Extended	Cheek / Touch	Out	1.290
848.97	0799	AMPS	26.0	26.0	Extended	Cheek / Touch	In	0.629
848.97	0799	AMPS	26.0	26.0	Extended	Cheek / Touch	Out	1.140
836.49	0383	AMPS	26.0	26.0	Standard	Cheek / Touch	Out	1.100
ANSI / IEEE C95.1 1992 - SAFETY LIMIT Spatial Peak Uncontrolled Exposure/General Population						Brain 1.6 W/kg (mW/g) averaged over 1 gram		

NOTES:

1. The test data reported are the worst-case SAR value with the antenna-head position set in a typical configuration. Test procedures used are according to FCC/OET Bulletin 65, Supp.C [July 2001].
2. All modes of operation were investigated, and worst-case results are reported.
3. Battery is fully charged for all readings.



- | | | | | | | |
|--|-------------------------------------|------------------|--------------------------|------------------------|-------------------------------------|------------|
| 4. SAR Measurement System | <input checked="" type="checkbox"/> | Conducted | <input type="checkbox"/> | ERP | <input type="checkbox"/> | EIRP |
| 5. SAR Configuration | <input checked="" type="checkbox"/> | DASY3 | <input type="checkbox"/> | IDX | <input type="checkbox"/> | |
| 6. Test Signal Call Mode | <input checked="" type="checkbox"/> | Manu. Test Codes | <input type="checkbox"/> | Base Station Simulator | <input checked="" type="checkbox"/> | Right Head |
| 7. Tissue parameters and temperatures are listed on the SAR plots. | | | <input type="checkbox"/> | Flat Phantom | <input checked="" type="checkbox"/> | Right Head |
| 8. Liquid tissue depth is 15.1 cm. ± 0.1 | | | <input type="checkbox"/> | Body | <input type="checkbox"/> | Hand |

Alfred

Alfred Cirwithian
Vice President Engineering



**Figure 14.1 Right Head SAR Test Setup
-- Cheek / Touch Position --**

PCTEST™ SAR REPORT		FCC CERTIFICATION		Reviewed by: Quality Manager
SAR Filename: SAR-220401144.A3L	Test Dates: April 5-10, 2002	Phone Type: Tri-Mode Dual-Band	FCC ID: A3LSCHA565	Page 18 of 29

SAR DATA SUMMARY (Continued)

Mixture Type: 835MHz Brain

14.2 MEASUREMENT RESULTS (AMPS Left Head SAR - Touch)								
FREQUENCY		Modulation	Begin / End POWER [‡]			Device Test Position	Antenna Position	SAR (W/kg)
MHz	Ch.		(dBm)		Battery			
824.04	0991	AMPS	26.0	26.0	Extended	Cheek / Touch	In	0.382
824.04	0991	AMPS	26.0	26.0	Extended	Cheek / Touch	Out	0.741
836.49	0383	AMPS	26.0	26.0	Extended	Cheek / Touch	In	0.424
836.49	0383	AMPS	26.0	26.0	Extended	Cheek / Touch	Out	0.769
848.97	0799	AMPS	26.0	26.0	Extended	Cheek / Touch	In	0.419
848.97	0799	AMPS	26.0	26.0	Extended	Cheek / Touch	Out	0.757
836.49	0383	AMPS	26.0	26.0	Standard	Cheek / Touch	Out	0.746
ANSI / IEEE C95.1 1992 - SAFETY LIMIT						Brain		
Spatial Peak						1.6 W/kg (mW/g)		
Uncontrolled Exposure/General Population						averaged over 1 gram		

NOTES:

- The test data reported are the worst-case SAR value with the antenna-head position set in a typical configuration. Test procedures used are according to FCC/OET Bulletin 65, Supp.C [July 2001].
 - All modes of operation were investigated, and worst-case results are reported.
 - Battery is fully charged for all readings.
- [‡]Power Measured Conducted ERP EIRP
4. SAR Measurement System DASY3 IDX
- Phantom Configuration Left Head Flat Phantom Right Head
5. SAR Configuration Head Body Hand
6. Test Signal Call Mode Manu. Test Codes Base Station Simulator
- Tissue parameters and temperatures are listed on the SAR plots.
 - Liquid tissue depth is 15.1 cm. ± 0.1



Alfred Cirwithian
Vice President Engineering



Figure 14.2 Left Head SAR Test Setup
-- Cheek / Touch Position --

PCTEST™ SAR REPORT	FCC CERTIFICATION			Reviewed by: Quality Manager
SAR Filename: SAR-220401144.A3L	Test Dates: April 5-10, 2002	Phone Type: Tri-Mode Dual-Band	FCC ID: A3LSCHA565	Page 19 of 29

SAR DATA SUMMARY (Continued)

Mixture Type: 835MHz Brain

14.3 MEASUREMENT RESULTS (CELLULAR CDMA Right Head SAR – Touch)								
FREQUENCY		Modulation	Begin / End POWER [†]			Device Test Position	Antenna Position	SAR (W/kg)
MHz	Ch.		(dBm)		Battery			
836.49	0383	CDMA	24.5	24.5	Extended	Cheek / Touch	In	0.243
836.49	0383	CDMA	24.5	24.5	Extended	Cheek / Touch	Out	0.890
ANSI / IEEE C95.1 1992 - SAFETY LIMIT Spatial Peak Uncontrolled Exposure/General Population						Brain 1.6 W/kg (mW/g) averaged over 1 gram		

NOTES:

1. The test data reported are the worst-case SAR value with the antenna-head position set in a typical configuration. Test procedures used are according to FCC/OET Bulletin 65, Supp.C [July 2001].
 2. All modes of operation were investigated, and worst-case results are reported.
 3. Battery is fully charged for all readings.
- | | | | |
|---------------------------|--|---|--|
| †Power Measured | <input checked="" type="checkbox"/> Conducted | <input type="checkbox"/> ERP | <input type="checkbox"/> EIRP |
| 4. SAR Measurement System | <input checked="" type="checkbox"/> DASY3 | <input type="checkbox"/> IDX | |
| Phantom Configuration | <input type="checkbox"/> Left Head | <input type="checkbox"/> Flat Phantom | <input checked="" type="checkbox"/> Right Head |
| 5. SAR Configuration | <input checked="" type="checkbox"/> Head | <input type="checkbox"/> Body | <input type="checkbox"/> Hand |
| 6. Test Signal Call Mode | <input checked="" type="checkbox"/> Manu. Test Codes | <input type="checkbox"/> Base Station Simulator | |
7. Tissue parameters and temperatures are listed on the SAR plots.
 8. Liquid tissue depth is 15.1 cm. ± 0.1
 9. Justification for reduced test configurations: Per FCC/OET Bulletin 65 Supplement C (July, 2001), if the SAR measured at the middle channel for each test configuration (left, right, cheek/touch, tile/ear, extended and retracted) is at least 2.0 dB lower than the SAR limit, testing at the high and low channels is optional for such test configuration(s).

Alfred

Alfred Cirwithian
Vice President Engineering



**Figure 14.3 Right Head SAR Test Setup
-- Cheek / Touch Position --**

PCTEST™ SAR REPORT	FCC CERTIFICATION		Reviewed by: Quality Manager
SAR Filename: SAR-220401144.A3L	Test Dates: April 5-10, 2002	Phone Type: Tri-Mode Dual-Band	FCC ID: A3LSCHA565 Page 20 of 29

SAR DATA SUMMARY (Continued)

Mixture Type: 1900MHz Brain

14.4 MEASUREMENT RESULTS (PCS CDMA Right Head SAR – Touch)								
FREQUENCY		Modulation	Begin / End POWER [†]			Device Test Position	Antenna Position	SAR (W/kg)
MHz	Ch.		(dBm)		Battery			
1851.25	0025	CDMA	23.0	23.0	Extended	Cheek / Touch	In	1.120
1851.25	0025	CDMA	23.0	23.0	Extended	Cheek / Touch	Out	0.197
1880.00	0600	CDMA	23.0	23.0	Extended	Cheek / Touch	In	1.370
1880.00	0600	CDMA	23.0	23.0	Extended	Cheek / Touch	Out	0.199
1908.75	1175	CDMA	23.0	23.0	Extended	Cheek / Touch	In	1.270
1908.75	1175	CDMA	23.0	23.0	Extended	Cheek / Touch	Out	0.267
1880.00	0600	CDMA	23.0	23.0	Standard	Cheek / Touch	In	1.300
ANSI / IEEE C95.1 1992 - SAFETY LIMIT Spatial Peak Uncontrolled Exposure/General Population						Brain 1.6 W/kg (mW/g) averaged over 1 gram		

NOTES:


- The test data reported are the worst-case SAR value with the antenna-head position set in a typical configuration. Test procedures used are according to FCC/OET Bulletin 65, Supp.C [July 2001].
- All modes of operation were investigated, and worst-case results are reported.
- Battery is fully charged for all readings.

- | | | | |
|---------------------------|--|---|--|
| †Power Measured | <input checked="" type="checkbox"/> Conducted | <input type="checkbox"/> ERP | <input type="checkbox"/> EIRP |
| 4. SAR Measurement System | <input checked="" type="checkbox"/> DASY3 | <input type="checkbox"/> IDX | |
| Phantom Configuration | <input type="checkbox"/> Left Head | <input type="checkbox"/> Flat Phantom | <input checked="" type="checkbox"/> Right Head |
| 5. SAR Configuration | <input checked="" type="checkbox"/> Head | <input type="checkbox"/> Body | <input type="checkbox"/> Hand |
| 6. Test Signal Call Mode | <input checked="" type="checkbox"/> Manu. Test Codes | <input type="checkbox"/> Base Station Simulator | |
- Tissue parameters and temperatures are listed on the SAR plots.
 - Liquid tissue depth is 15.1 cm. ± 0.1


Alfred Cirwithian
Vice President Engineering



Figure 14.4 Right Head SAR Test Setup
-- Cheek / Touch Position --

PCTEST™ SAR REPORT	FCC CERTIFICATION			Reviewed by: Quality Manager
SAR Filename: SAR-220401144.A3L	Test Dates: April 5-10, 2002	Phone Type: Tri-Mode Dual-Band	FCC ID: A3LSCHA565	Page 21 of 29

SAR DATA SUMMARY (Continued)

Mixture Type: 1900MHz Brain

14.5 MEASUREMENT RESULTS (PCS CDMA Right Head SAR – Tilt)								
FREQUENCY		Modulation	Begin / End POWER [†]			Device Test Position	Antenna Position	SAR (W/kg)
MHz	Ch.		(dBm)		Battery			
1880.00	0600	CDMA	23.0	23.0	Extended	Ear / 15° Tilt	In	0.155
1880.00	0600	CDMA	23.0	23.0	Extended	Ear / 15° Tilt	Out	0.052
ANSI / IEEE C95.1 1992 - SAFETY LIMIT Spatial Peak Uncontrolled Exposure/General Population						Brain 1.6 W/kg (mW/g) averaged over 1 gram		



NOTES:

- The test data reported are the worst-case SAR value with the antenna-head position set in a typical configuration. Test procedures used are according to FCC/OET Bulletin 65, Supp.C [July 2001].
 - All modes of operation were investigated, and worst-case results are reported.
 - Battery is fully charged for all readings.
- [†]Power Measured Conducted ERP EIRP
 4. SAR Measurement System DASY3 IDX
 Phantom Configuration Left Head Flat Phantom Right Head
 5. SAR Configuration Head Body Hand
 6. Test Signal Call Mode Manu. Test Codes Base Station Simulator
- Tissue parameters and temperatures are listed on the SAR plots.
 - Liquid tissue depth is 15.1 cm. ± 0.1
 - Justification for reduced test configurations: Per FCC/OET Bulletin 65 Supplement C (July, 2001), if the SAR measured at the middle channel for each test configuration (left, right, cheek/touch, tile/ear, extended and retracted) is at least 2.0 dB lower than the SAR limit, testing at the high and low channels is optional for such test configuration(s).


Alfred Cirwithian
 Vice President Engineering



**Figure 14.5 Right Head SAR Test Setup
 -- Ear / Tilt Position --**

PCTEST™ SAR REPORT	 FCC CERTIFICATION			Reviewed by: Quality Manager
SAR Filename: SAR-220401144.A3L	Test Dates: April 5-10, 2002	Phone Type: Tri-Mode Dual-Band	FCC ID: A3LSCHA565	Page 22 of 29

SAR DATA SUMMARY (Continued)

Mixture Type: 1900MHz Brain

14.6 MEASUREMENT RESULTS (PCS CDMA Left Head SAR – Touch)								
FREQUENCY		Modulation	Begin / End POWER [†]			Device Test Position	Antenna Position	SAR (W/kg)
MHz	Ch.		(dBm)		Battery			
1851.25	0025	CDMA	23.0	23.0	Extended	Cheek / Touch	In	1.150
1851.25	0025	CDMA	23.0	23.0	Extended	Cheek / Touch	Out	0.350
1880.00	0600	CDMA	23.0	23.0	Extended	Cheek / Touch	In	1.270
1880.00	0600	CDMA	23.0	23.0	Extended	Cheek / Touch	Out	0.364
1908.75	1175	CDMA	23.0	23.0	Extended	Cheek / Touch	In	1.230
1908.75	1175	CDMA	23.0	23.0	Extended	Cheek / Touch	Out	0.360
ANSI / IEEE C95.1 1992 - SAFETY LIMIT Spatial Peak Uncontrolled Exposure/General Population						Brain 1.6 W/kg (mW/g) averaged over 1 gram		

NOTES:



- The test data reported are the worst-case SAR value with the antenna-head position set in a typical configuration. Test procedures used are according to FCC/OET Bulletin 65, Supp.C [July 2001].
- All modes of operation were investigated, and worst-case results are reported.
- Battery is fully charged for all readings.

- | | | | |
|---------------------------|--|---|-------------------------------------|
| †Power Measured | <input checked="" type="checkbox"/> Conducted | <input type="checkbox"/> ERP | <input type="checkbox"/> EIRP |
| 4. SAR Measurement System | <input checked="" type="checkbox"/> DASY3 | <input type="checkbox"/> IDX | |
| Phantom Configuration | <input checked="" type="checkbox"/> Left Head | <input type="checkbox"/> Flat Phantom | <input type="checkbox"/> Right Head |
| 5. SAR Configuration | <input checked="" type="checkbox"/> Head | <input type="checkbox"/> Body | <input type="checkbox"/> Hand |
| 6. Test Signal Call Mode | <input checked="" type="checkbox"/> Manu. Test Codes | <input type="checkbox"/> Base Station Simulator | |
- Tissue parameters and temperatures are listed on the SAR plots.
 - Liquid tissue depth is 15.1 cm. ± 0.1


Alfred Cirwithian
Vice President Engineering



Figure 14.6 Left Head SAR Test Setup -- Cheek / Touch Position --

PCTEST™ SAR REPORT	 		FCC CERTIFICATION	Reviewed by: Quality Manager
SAR Filename: SAR-220401144.A3L	Test Dates: April 5-10, 2002	Phone Type: Tri-Mode Dual-Band	FCC ID: A3LSCHA565	Page 23 of 29

SAR DATA SUMMARY (Continued)

Mixture Type: 835MHz Muscle

14.7 MEASUREMENT RESULTS (AMPS Body SAR w/o Holster)								
FREQUENCY		Modulation	Begin / End POWER [†]			Separation Distance (cm) ^{**}	Antenna Position	SAR (W/kg)
MHz	Ch.		(dBm)		Battery			
824.04	0991	AMPS	26.0	26.0	Extended	1.5 [w/o Holster]	In	0.293
824.04	0991	AMPS	26.0	26.0	Extended	1.5 [w/o Holster]	Out	0.719
836.49	0383	AMPS	26.0	26.0	Extended	1.5 [w/o Holster]	In	0.416
836.49	0383	AMPS	26.0	26.0	Extended	1.5 [w/o Holster]	Out	1.090
848.97	0799	AMPS	26.0	26.0	Extended	1.5 [w/o Holster]	In	0.687
848.97	0799	AMPS	26.0	26.0	Extended	1.5 [w/o Holster]	Out	1.140
ANSI / IEEE C95.1 1992 - SAFETY LIMIT Spatial Peak Uncontrolled Exposure/General Population						Muscle 1.6 W/kg (mW/g) averaged over 1 gram		




NOTES:

- The test data reported are the worst-case SAR value with the antenna-head position set in atypical configuration. Test procedures used are according to FCC/OET Bulletin 65, Supp.C [July 2001].
 - All modes of operation were investigated, and worst-case results are reported.
 - Battery is fully charged for all readings.
- [†]Power Measured Conducted ERP EIRP
4. SAR Measurement System DASY3 IDX
- Phantom Configuration Left Head Flat Phantom Right Head
5. SAR Configuration Head Body Hand
6. Test Signal Call Mode Manu. Test Codes Base Station Simulator
7. ^{**}Test Configuration With Holster Without Holster
- Tissue parameters and temperatures are listed on the SAR plots.
 - Both sides of the phone were tested and the worst-case side is reported.
 - Liquid tissue depth is 15.1 cm. ± 0.1


Alfred Cirwithian
Vice President Engineering



Figure 14.7 Body SAR Test Setup
-- w/o Holster --

PCTEST™ SAR REPORT	  		Reviewed by: Quality Manager
SAR Filename: SAR-220401144.A3L	Test Dates: April 5-10, 2002	Phone Type: Tri-Mode Dual-Band	FCC ID: A3LSCHA565 Page 24 of 29

SAR DATA SUMMARY (Continued)

Mixture Type: 835MHz Muscle

14.8 MEASUREMENT RESULTS (CELLULAR CDMA Body SAR w/o Holster)								
FREQUENCY		Modulation	Begin / End POWER [†]			Separation Distance (cm) ^{**}	Antenna Position	SAR (W/kg)
MHz	Ch.		(dBm)		Battery			
848.31	0777	CDMA	24.5	24.5	Extended	1.5 [w/o Holster]	In	0.287
848.31	0777	CDMA	24.5	24.5	Extended	1.5 [w/o Holster]	Out	0.765
ANSI / IEEE C95.1 1992 - SAFETY LIMIT Spatial Peak Uncontrolled Exposure/General Population						Muscle 1.6 W/kg (mW/g) averaged over 1 gram		



NOTES:

- The test data reported are the worst-case SAR value with the antenna-head position set in atypical configuration. Test procedures used are according to FCC/OET Bulletin 65, Supp.C [July 2001].
 - All modes of operation were investigated, and worst-case results are reported.
 - Battery is fully charged for all readings.
- [†]Power Measured Conducted ERP EIRP
4. SAR Measurement System DASY3 IDX
- Phantom Configuration Left Head Flat Phantom Right Head
5. SAR Configuration Head Body Hand
6. Test Signal Call Mode Manu. Test Codes Base Station Simulator
7. ^{**}Test Configuration With Holster Without Holster
- Tissue parameters and temperatures are listed on the SAR plots.
 - Both sides of the phone were tested and the worst-case side is reported.
 - Liquid tissue depth is 15.1 cm. ± 0.1
 - Justification for reduced test configurations: Per FCC P1528 Power Rule (Jan. 31, 2002), SAR measurements were taken on only one channel because the peak SAR value is less than 85% of the maximum SAR value in AMPS mode.


Alfred Cirwithian
Vice President Engineering



Figure 14.8 Body SAR Test Setup -- w/o Holster --

PCTEST™ SAR REPORT			FCC CERTIFICATION		Reviewed by: Quality Manager
SAR Filename: SAR-220401144.A3L	Test Dates: April 5-10, 2002	Phone Type: Tri-Mode Dual-Band	FCC ID: A3LSCHA565	Page 25 of 29	

SAR DATA SUMMARY (Continued)

Mixture Type: 1900MHz Muscle

14.9 MEASUREMENT RESULTS (PCS CDMA Body SAR w/o Holster)								
FREQUENCY		Modulation	Begin / End POWER [†]			Separation Distance (cm) ^{**}	Antenna Position	SAR (W/kg)
MHz	Ch.		(dBm)		Battery			
1851.25	0025	CDMA	23.0	23.0	Extended	1.5 [w/o Holster]	In	0.980
1851.25	0025	CDMA	23.0	23.0	Extended	1.5 [w/o Holster]	Out	0.684
1880.00	0600	CDMA	23.0	23.0	Extended	1.5 [w/o Holster]	In	1.240
1880.00	0600	CDMA	23.0	23.0	Extended	1.5 [w/o Holster]	Out	1.330
1908.75	1175	CDMA	23.0	23.0	Extended	1.5 [w/o Holster]	In	0.644
1908.75	1175	CDMA	23.0	23.0	Extended	1.5 [w/o Holster]	Out	0.688
ANSI / IEEE C95.1 1992 - SAFETY LIMIT Spatial Peak Uncontrolled Exposure/General Population						Muscle 1.6 W/kg (mW/g) averaged over 1 gram		



NOTES:

- The test data reported are the worst-case SAR value with the antenna-head position set in atypical configuration. Test procedures used are according to FCC/OET Bulletin 65, Supp.C [July 2001].
 - All modes of operation were investigated, and worst-case results are reported.
 - Battery is fully charged for all readings.
- [†]Power Measured Conducted ERP EIRP
4. SAR Measurement System DASY3 IDX
- Phantom Configuration Left Head Flat Phantom Right Head
5. SAR Configuration Head Body Hand
6. Test Signal Call Mode Manu. Test Codes Base Station Simulator
7. ^{**}Test Configuration With Holster Without Holster
- Tissue parameters and temperatures are listed on the SAR plots.
 - Both sides of the phone were tested and the worst-case side is reported.
 - Liquid tissue depth is 15.1 cm. ± 0.1


Alfred Cirwithian
Vice President Engineering



Figure 14.9 Body SAR Test Setup
-- w/o Holster --

PCTEST™ SAR REPORT			FCC CERTIFICATION		Reviewed by: Quality Manager
SAR Filename: SAR-220401144.A3L	Test Dates: April 5-10, 2002	Phone Type: Tri-Mode Dual-Band	FCC ID: A3LSCHA565	Page 26 of 29	

15. SAR TEST EQUIPMENT



Equipment Calibration

Table 15.1 Test Equipment Calibration

EQUIPMENT SPECIFICATIONS		
Type	Calibration Date	Serial Number
Stäubli Robot RX60L	February 2002	599131-01
Stäubli Robot Controller	February 2002	PCT592
Stäubli Teach Pendant (Joystick)	February 2002	3323-00161
Micron Computer, 450 MHz Pentium III, Windows NT	February 2002	PCT577
SPEAG EDC3	February 2002	321
SPEAG DAE3	February 2002	330
SPEAG E-Field Probe ET3DV6	February 2002	1560
SPEAG Dummy Probe	February 2002	PCT583
SPEAG SAM Twin Phantom V4.0	February 2002	PCT666
SPEAG Light Alignment Sensor	February 2002	205
SPEAG Validation Dipole D1900V2	February 2002	PCT613
Brain Equivalent Matter (835MHz)	April 2002	PCTBEM101
Brain Equivalent Matter (1900MHz)	April 2002	PCTBEM301
Muscle Equivalent Matter (835MHz)	April 2002	PCTMEM201
Muscle Equivalent Matter (1900MHz)	April 2002	PCTMEM401
Microwave Amp. Model: 5S1G4, (800MHz - 4.2GHz)	January 2002	22332
Gigatronics 8651A Power Meter	January 2002	1835299
HP-8648D (9kHz ~ 4GHz) Signal Generator	January 2002	PCT530
Amplifier Research 5S1G4 Power Amp	January 2002	PCT540
HP-8753E (30kHz ~ 3GHz) Network Analyzer	January 2002	PCT552
HP85070B Dielectric Probe Kit	January 2002	PCT501
Ambient Noise/Reflection, etc.	<12mW/kg/<3%of SAR	January 2002
		Anechoic Room PCT01

NOTE:

The E-field probe was calibrated by SPEAG, by temperature measurement procedure. Dipole Validation measurement is performed by PCTEST Lab. before each test. The brain simulating material is calibrated by PCTEST using the dielectric probe system and network analyzer to determine the conductivity and permittivity (dielectric constant) of the brain-equivalent material.

PCTEST™ SAR REPORT			FCC CERTIFICATION		Reviewed by: Quality Manager
SAR Filename: SAR-220401144.A3L	Test Dates: April 5-10, 2002	Phone Type: Tri-Mode Dual-Band	FCC ID: A3LSCHA565		Page 27 of 29

SAMSUNG FCC ID: A3LSCHA565-- FM Head SAR

SAM Phantom; Right Hand Section; Probe:ET3DV6 - SN1560; ConvF(6.78,6.78,6.78)

Med. Parameters 835 MHz Brain: $\sigma = 0.89$ mho/m $\epsilon_r = 43.5$ $\rho = 1.00$ g/cm³; Antenna Position -- Out; Crest Factor 1.0

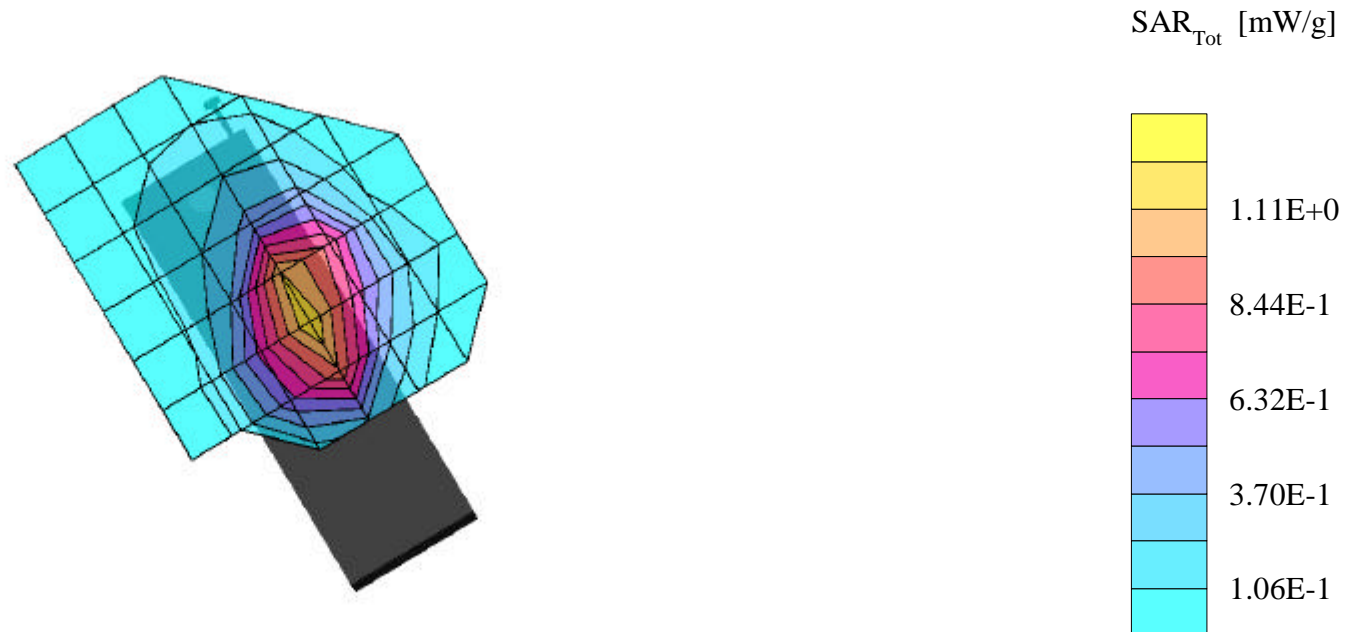
SAR (1g): 1.29 mW/g, SAR (10g): 0.820 mW/g

SAMSUNG Tri Mode; Model: SCH-A565

AMPS Mode, Ch.383 [836.49MHz];Extended Battery; Ambient Temp. = 22.3°C / Measured Tissue Temp. = 22.1°C

Conducted Power = 26.0dBm; Right Head SAR, Cheek/Touch position

Test Date -- 04/05/2002 [FCC/OET Bulletin 65 - Supplement C, July 2001]



SAMSUNG FCC ID: A3LSCHA565-- FM Head SAR

SAM Phantom; Left Hand Section; Probe:ET3DV6 - SN1560; ConvF(6.78,6.78,6.78)

Med. Parameters 835 MHz Brain: $\sigma = 0.89$ mho/m $\epsilon_r = 43.5$ $\rho = 1.00$ g/cm³; Antenna Position -- Out; Crest Factor 1.0

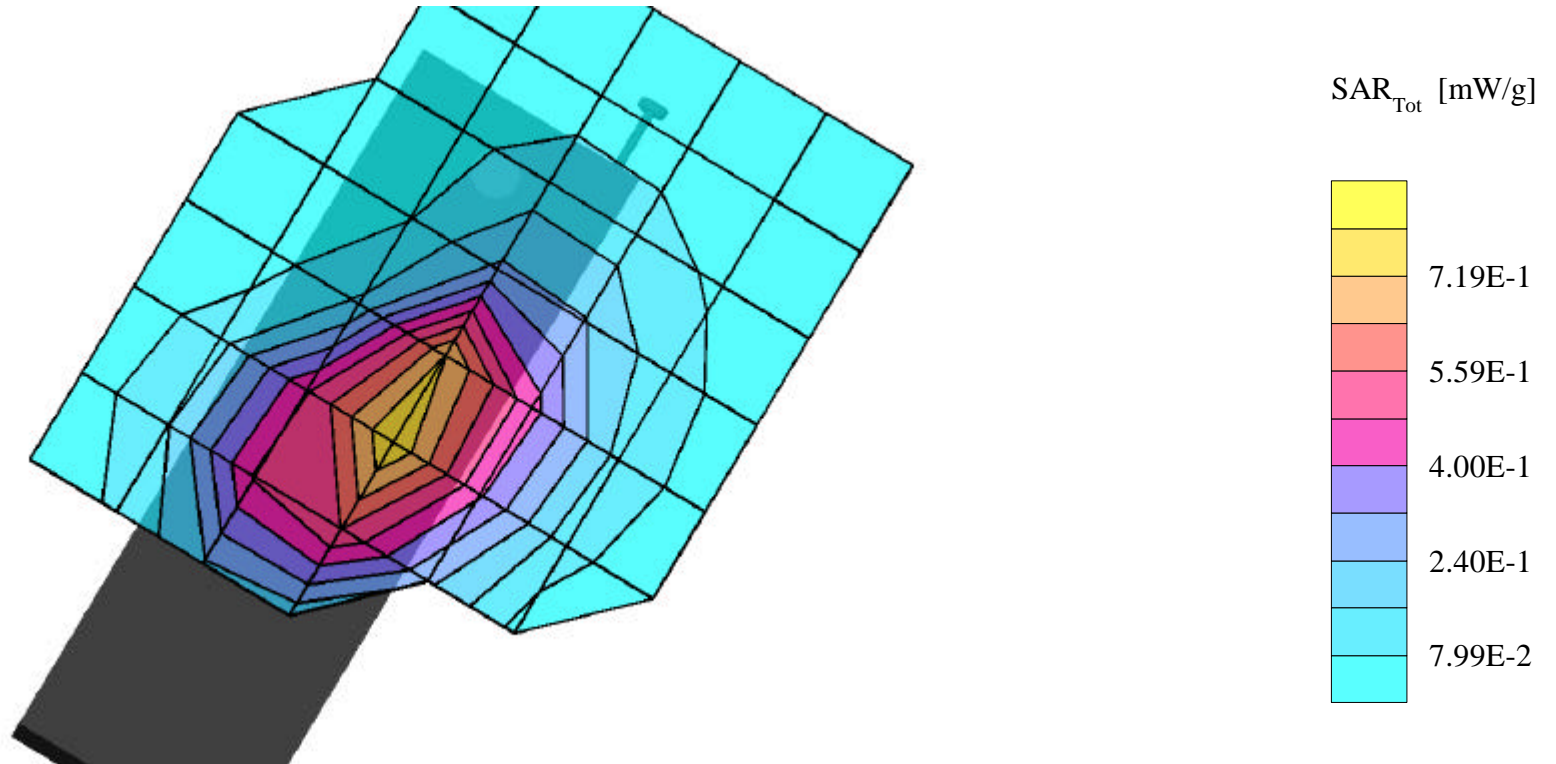
SAR (1g): 0.769 mW/g, SAR (10g): 0.514 mW/g

SAMSUNG Tri Mode; Model: SCH-A565

AMPS Mode, Ch.383 [836.49MHz]; Standard Battery; Ambient Temp. = 22.3°C / Measured Tissue Temp. = 22.1°C

Conducted Power = 26.0dBm; Left Head SAR, Cheek/Touch position

Test Date -- 04/05/2002 [FCC/OET Bulletin 65 - Supplement C, July 2001]



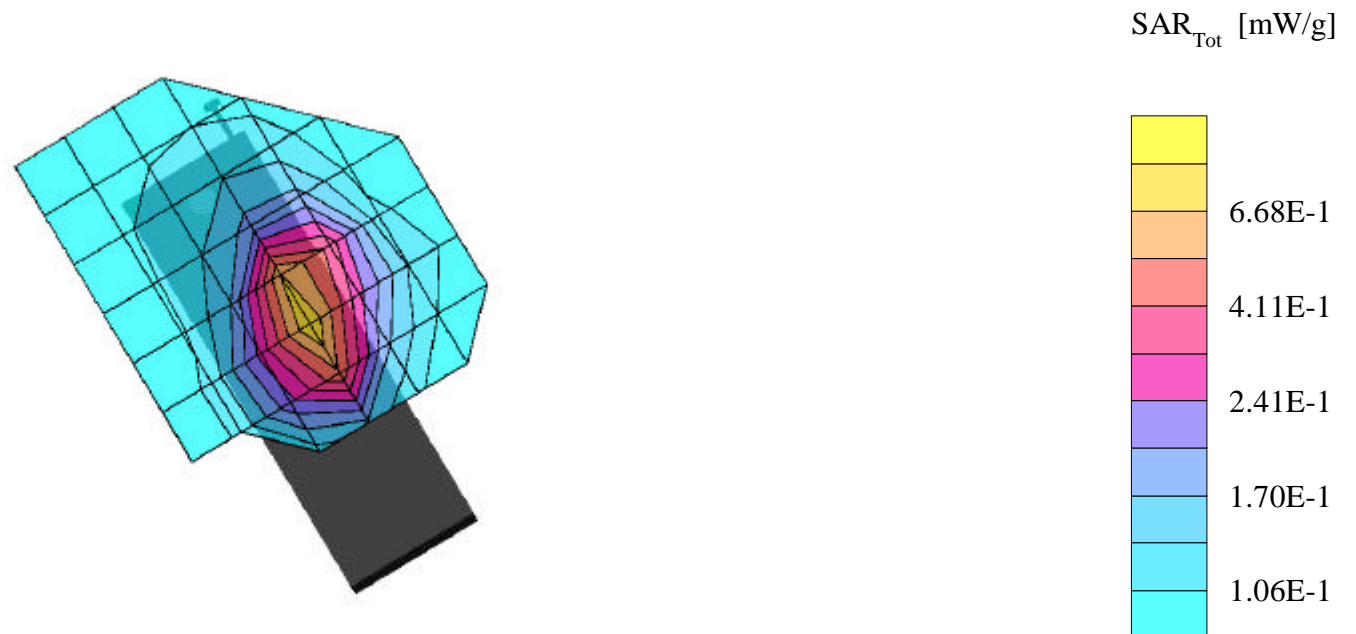
SAMSUNG FCC ID: A3LSCHA565-- CDMA Head SAR

SAM Phantom; Right Hand Section; Probe:ET3DV6 - SN1560; ConvF(6.78,6.78,6.78)

Med. Parameters 835 MHz Brain: $\sigma = 0.89$ mho/m $\epsilon_r = 43.5$ $\rho = 1.00$ g/cm³; Antenna Position -- Out; Crest Factor 1.0
SAR (1g):0.890 mW/g, SAR (10g): 0.42 mW/g

SAMSUNG Tri Mode; Model: SCH-A565

CDMA Mode, Ch.383 [836.49MHz];Extended Battery; Ambient Temp. = 22.3°C / Measured Tissue Temp. = 22.1°C
Conducted Power = 24.5dBm; Right Head SAR, Cheek/Touch position
Test Date -- 04/05/2002 [FCC/OET Bulletin 65 - Supplement C, July 2001]



SAMSUNG FCC ID: A3LSCHA565-- PCS Head SAR

SAM Phantom; Left Hand Section; Probe:ET3DV6 - SN1560; ConvF(5.16,5.16,5.16)

Med. Parameters 1900 MHz Brain: $\sigma = 1.44$ mho/m $\epsilon_r = 40.8$ $\rho = 1.00$ g/cm³; Antenna Position -- In; Crest Factor 1.0

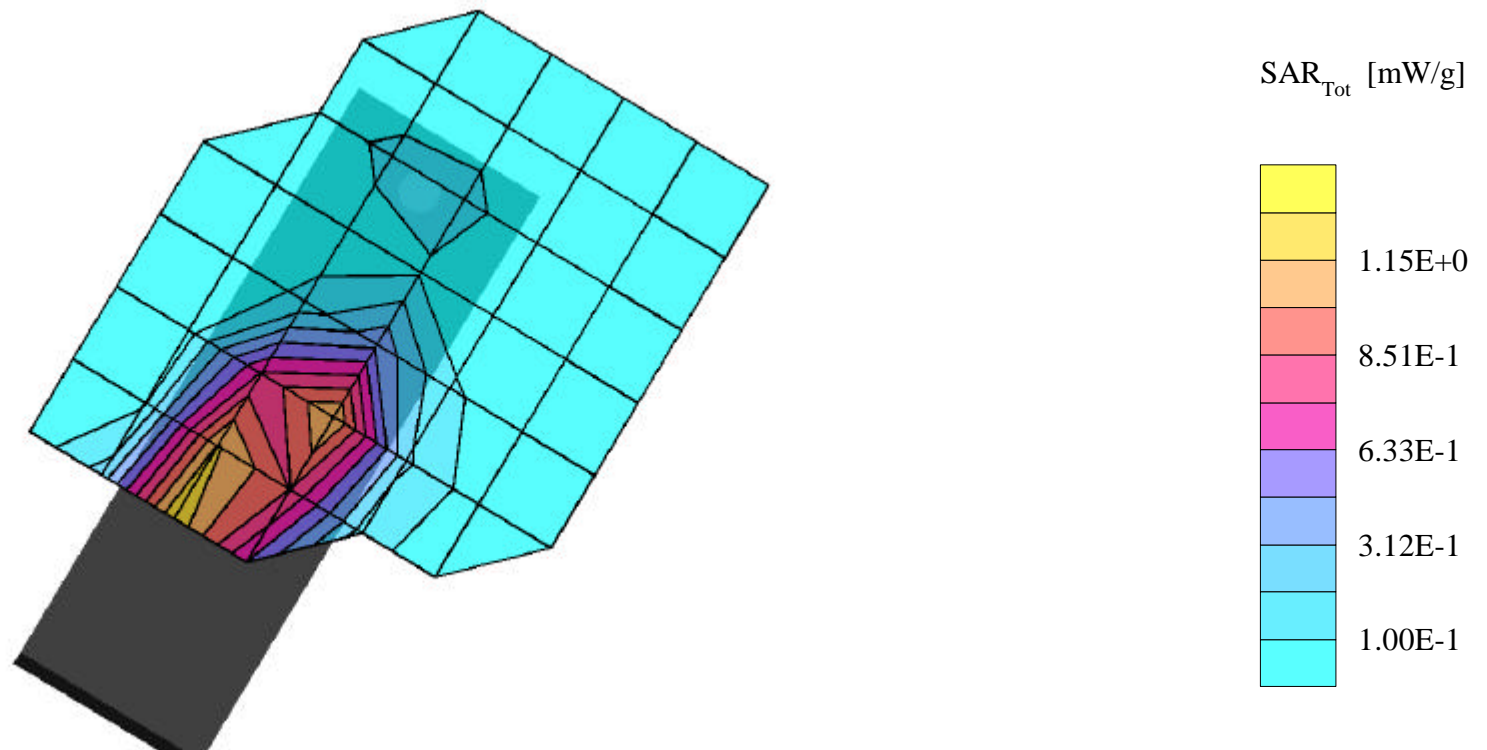
SAR (1g): 1.27 mW/g, SAR (10g): 0.84 mW/g

SAMSUNG Tri Mode; Model SCH-A565

PCS CDMA Mode, Ch0600 [880MHz]; Extended Battery; Ambient Temp. = 22.3°C / Measured Tissue Temp. = 22.0°C

Conducted Power = 23.0 dBm; Left Head SAR, Cheek/Touch position

Test Date -- 04/06/2002 [FCC/OET Bulletin 65 - Supplement C, July 2001]



SAMSUNG FCC ID: A3LSCHA565-- PCS Head SAR

SAM Phantom; Right Hand Section; Probe:ET3DV6 - SN1560; ConvF(5.16,5.16,5.16)

Med. Parameters 1900 MHz Brain: $\sigma = 1.44$ mho/m $\epsilon_r = 40.8$ $\rho = 1.00$ g/cm³; Antenna Position -- In; Crest Factor 1.0

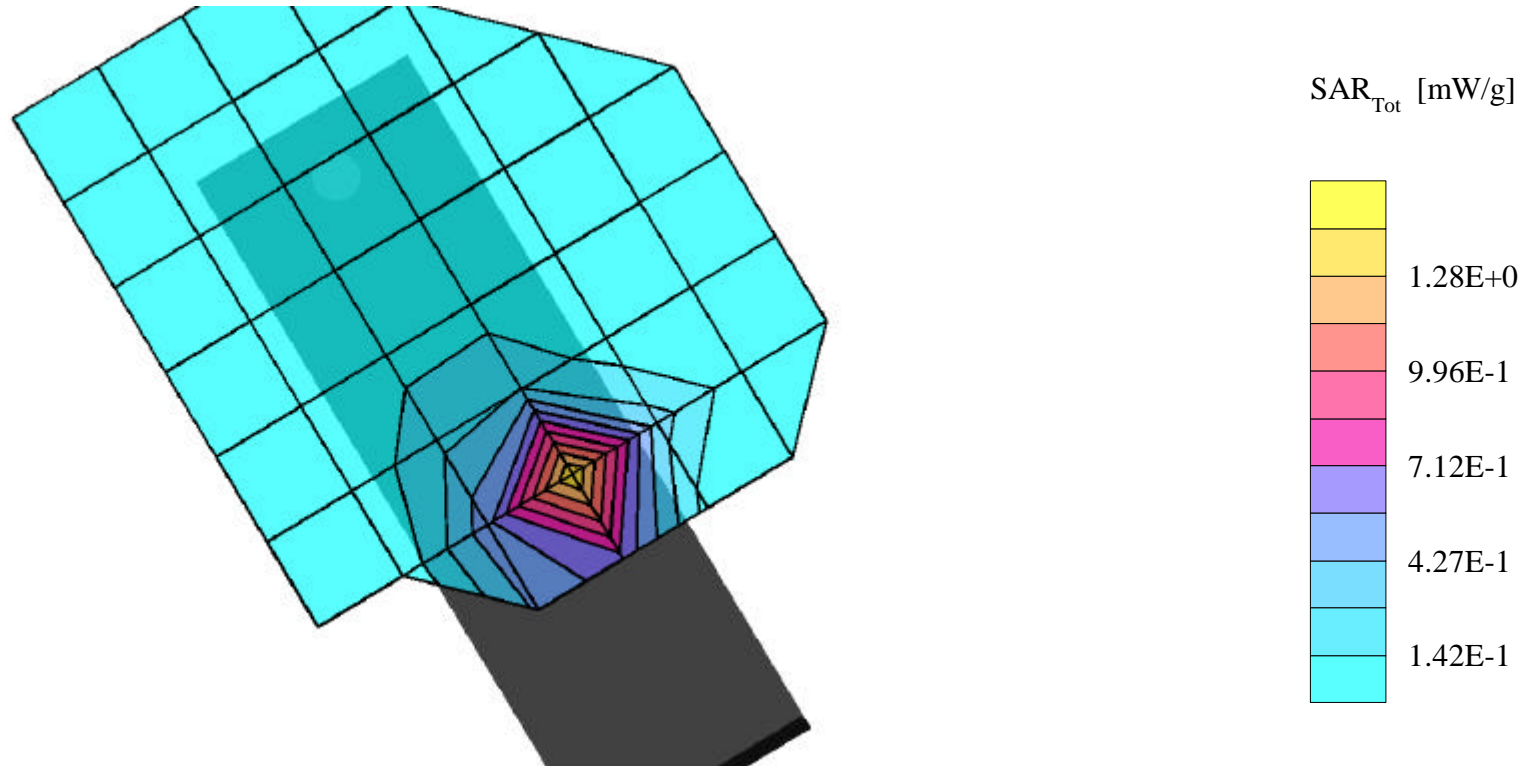
SAR (1g): 1.37 mW/g, SAR (10g): 0.758 mW/g

SAMSUNG Tri Mode; Model SCH-A565

PCS CDMA Mode, Ch.0600 [1880.00MHz]; Extended Battery; Ambient Temp. = 22.3°C / Measured Tissue Temp. = 22.0°C

Conducted Power = 23.0dBm; Right Head SAR, Cheek/Touch position

Test Date -- 04/05/2002 [FCC/OET Bulletin 65 - Supplement C, July 2001]



SAMSUNG FCC ID: A3LSCHA565-- PCS Head SAR

SAM Phantom; Right Hand Section; Probe:ET3DV6 - SN1560; ConvF(5.16,5.16,5.16)

Med. Parameters 1900 MHz Brain: $\sigma = 1.44$ mho/m $\epsilon_r = 40.8$ $\rho = 1.00$ g/cm³; Antenna Position -- In; Crest Factor 1.0

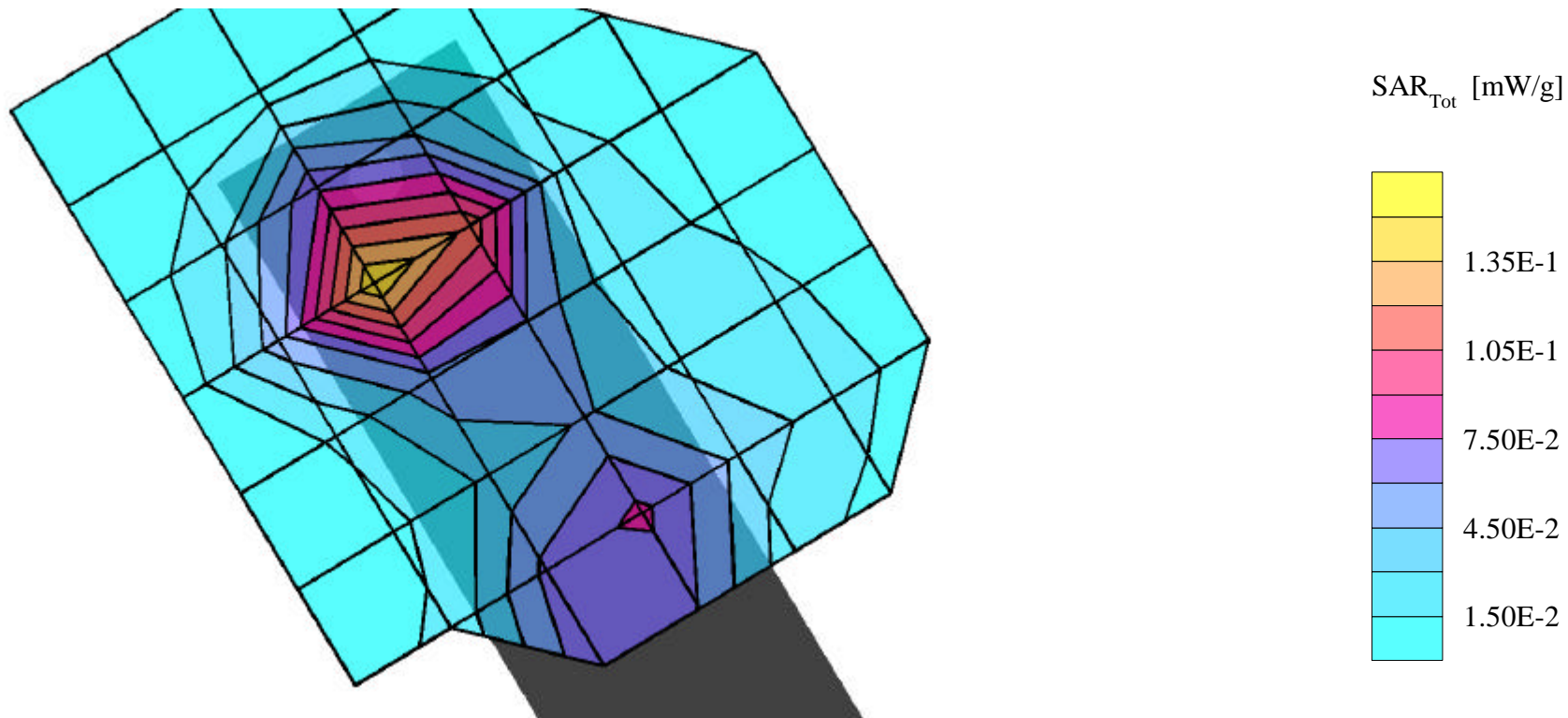
SAR (1g): 0.155 mW/g, SAR (10g): 0.0954 mW/g

SAMSUNG Tri Mode; Model SCH-A565

PCS CDMA Mode, Ch.0600 [1880.00MHz]; Extended Battery; Ambient Temp. = 22.3°C / Measured Tissue Temp. = 22.0°C

Conducted Power = 23.0dBm; Right Head SAR, Ear/15 degree Tilt position

Test Date -- 04/05/2002 [FCC/OET Bulletin 65 - Supplement C, July 2001]



SAMSUNG FCC ID: A3LSCHA565-- FM Body SAR

SAM Phantom; Flat Section; Probe:ET3DV6 - SN1560_; ConvF(6.52,6.52,6.52)

Med. Parameters 835 MHz Muscle: $\sigma = 0.98$ mho/m $\epsilon_r = 55.0$ $\rho = 1.00$ g/cm³; Antenna Position -- Out; Crest Factor 1.0

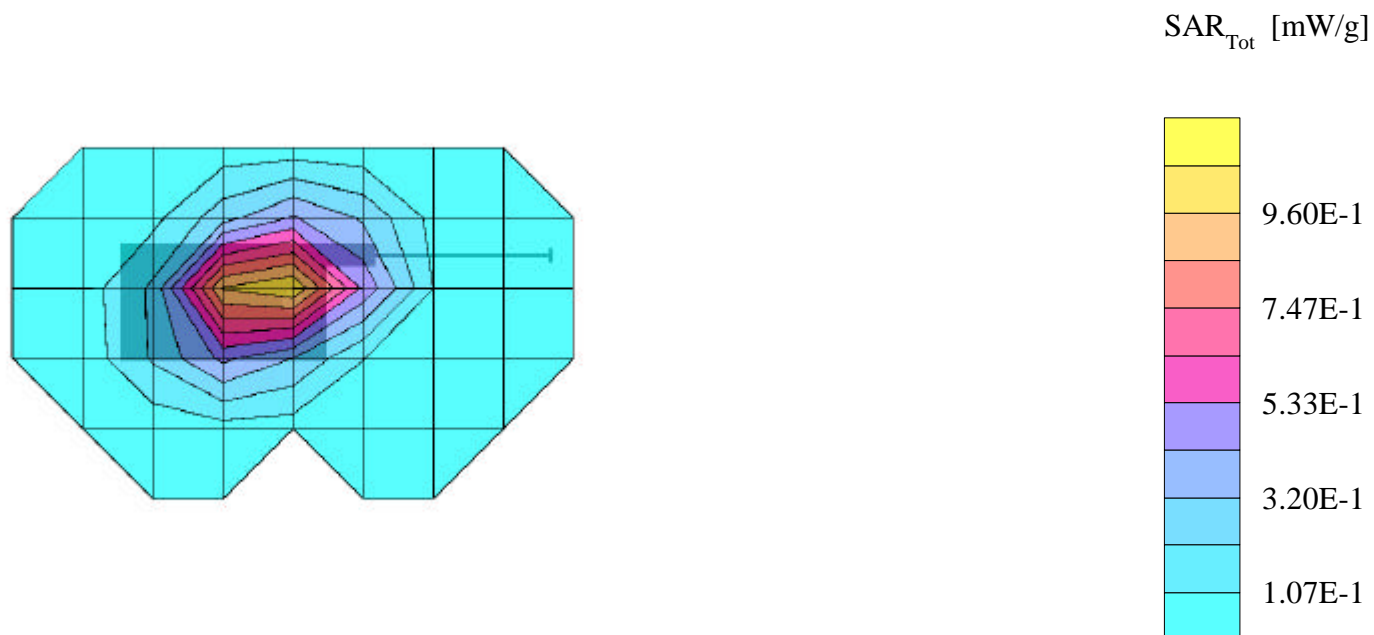
SAR (1g): 1.14 mW/g, SAR (10g): 0.755 mW/g

SAMSUNG Tri Mode Model: SCH-A565

FM Mode, Ch.0799[848,97MHz]; Extended Battery; Flip = closed; Ambient Temp. = 22.1°C / Measured Tissue Temp. = 22.0°C

Conducted Power = 26.0 dBm; Spacing = 1.5cm from EUT (antenna side) to flat phantom; No BeltClip/No Holster

Test Date -- 04/07/2002 [FCC/OET Bulletin 65 - Supplement C, July 2001]



SAMSUNG FCC ID: A3LSCHA565--CDMA Body SAR

SAM Phantom; Flat Section; Probe:ET3DV6 - SN1560_; ConvF(6.52,6.52,6.52)

Med. Parameters 835 MHz Muscle: $\sigma = 0.98$ mho/m $\epsilon_r = 55.0$ $\rho = 1.00$ g/cm³; Antenna Position -- Out; Crest Factor 1.0

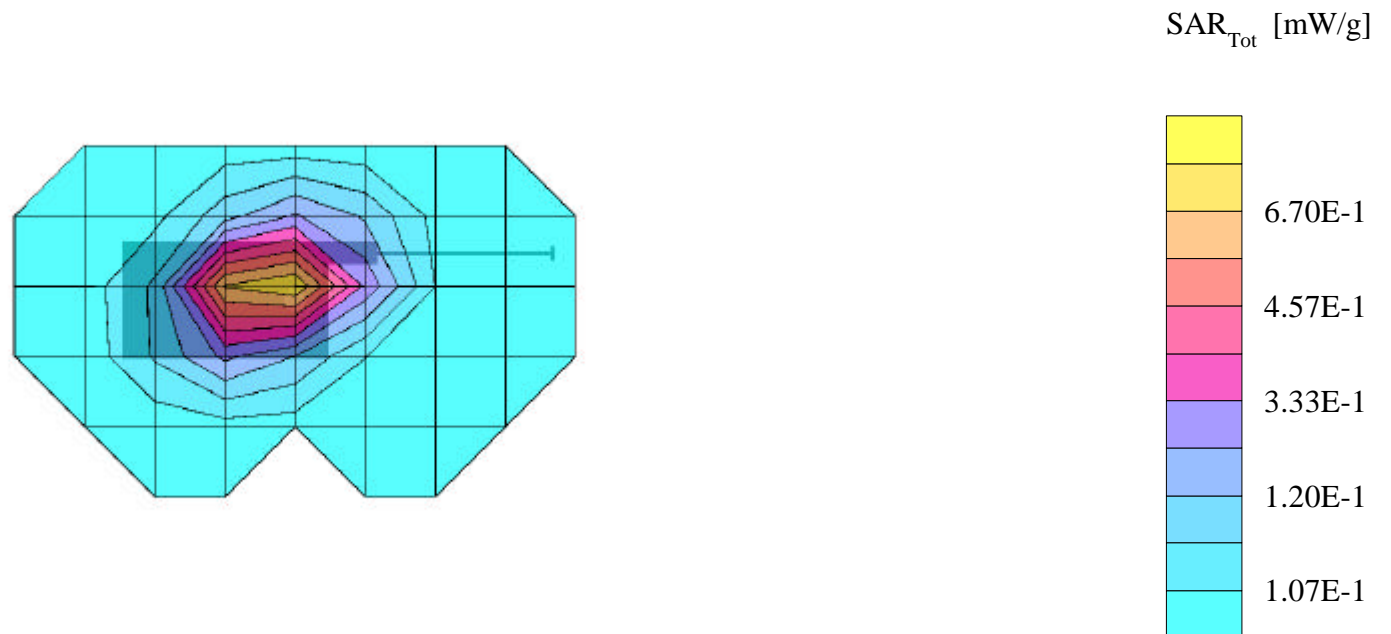
SAR (1g): 0.765 mW/g, SAR (10g): 0.255 mW/g

SAMSUNG Tri Mode Model: SCH-A565

CDMA Mode, Ch.0777[848.31MHz]; Extended Battery; Flip = closed; Ambient Temp. = 22.1°C / Measured Tissue Temp. = 22.0°C

Conducted Power = 24.5dBm; Spacing = 1.5cm from EUT (antenna side) to flat phantom; No BeltClip/No Holster

Test Date -- 04/07/2002 [FCC/OET Bulletin 65 - Supplement C, July 2001]



SAMSUNG FCC ID: A3LSCHA565-- PCS Body SAR

SAM Phantom; Flat Section; Probe:ET3DV6 - SN1560_; ConvF(4.70,4.70,4.70)

Med. Parameters 1900 MHz Muscle: $\sigma = 1.55$ mho/m $\epsilon_r = 53.9$ $\rho = 1.00$ g/cm³; Antenna Position -- Out; Crest Factor 1.0

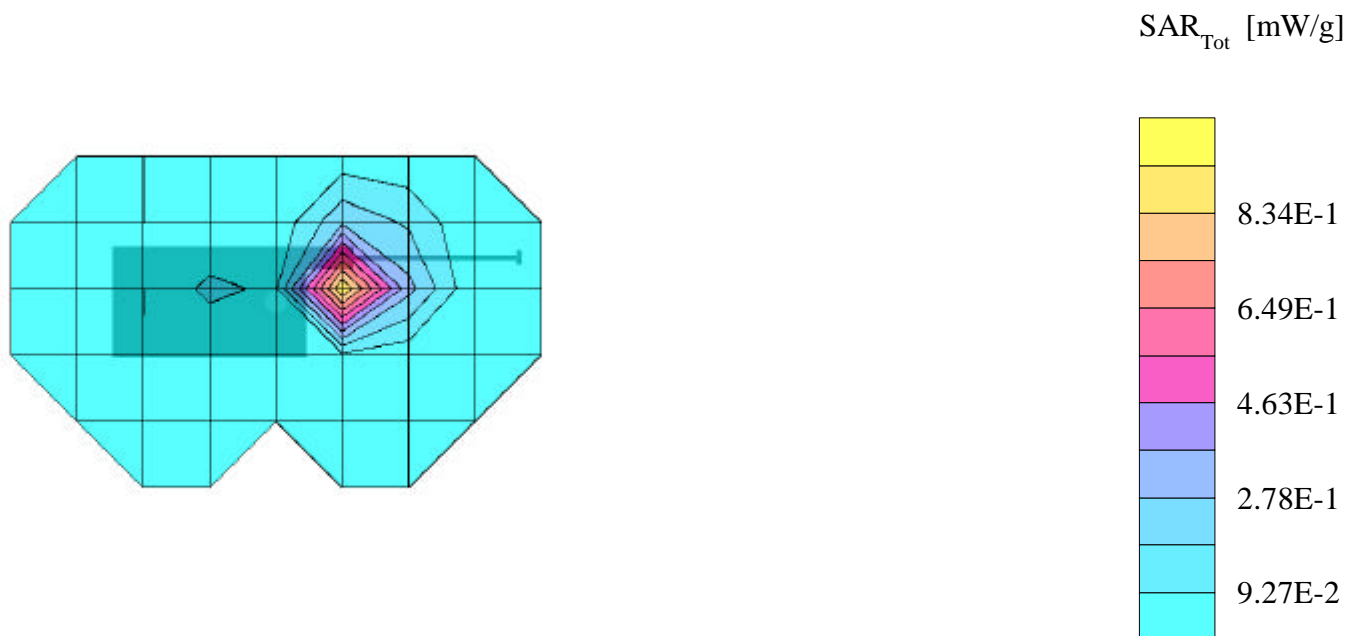
SAR (1g): 1.33 mW/g, SAR (10g): 0.709 mW/g

SAMSUNG Tri Mode Model: SCH-A565

PCS CDMA Mode, Ch.0600 [1880.00MHz]; Extended Battery; Flip = closed; Ambient Temp. = 22.1°C / Measured Tissue Temp. = 21.9°C

Conducted Power = 23.0 dBm; Spacing = 1.5cm from EUT (antenna side) to flat phantom; No BeltClip/No Holster

Test Date -- 04/07/2002 [FCC/OET Bulletin 65 - Supplement C, July 2001]



Samsung FCC ID:A3LSCHA565

SAM Phantom; Right Hand Section; Probe: ET3DV6 - SN1560; ConvF(6.78, 6.78, 6.78)

Med. Parameters 835 MHz Brain: $\sigma = 0.89$ mho/m $\epsilon_r = 43.5$ $\rho = 1.00$ g/cm³; Antenna Position -- In; Crest Factor 1.0

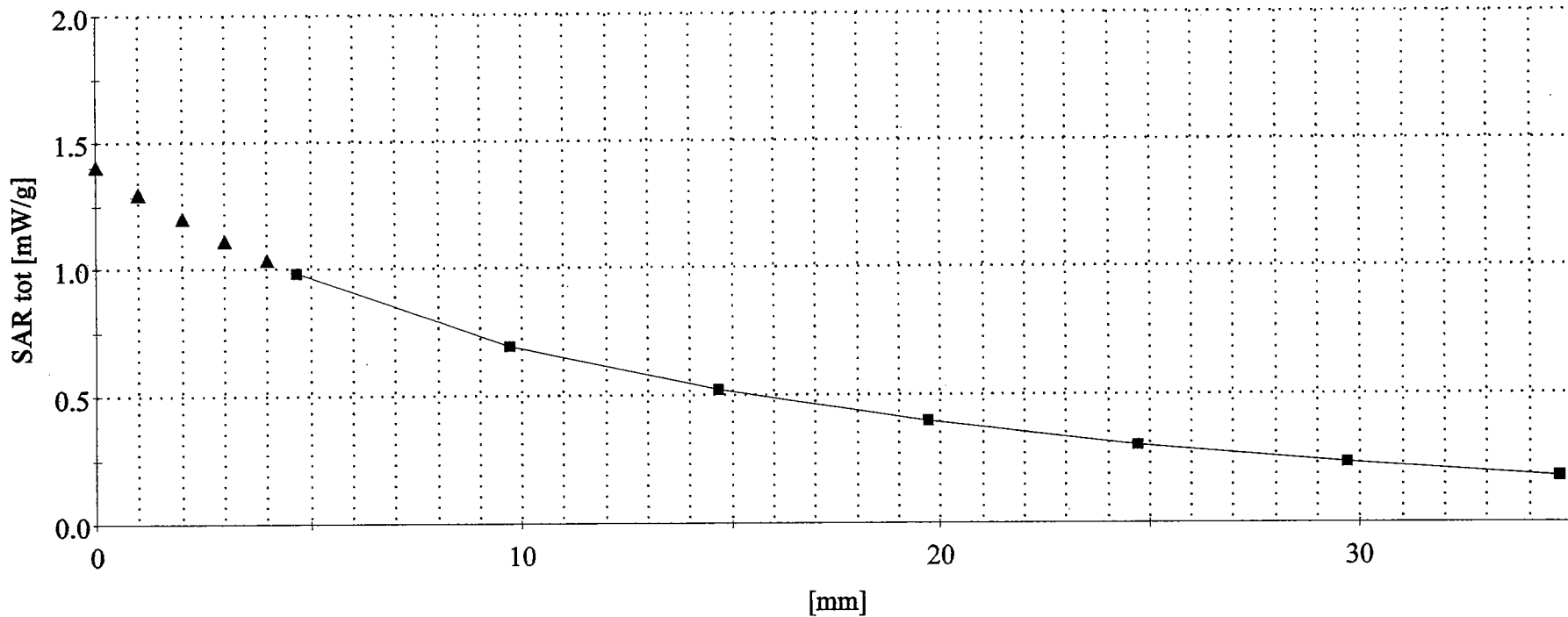
SAR (1g): 1.10 mW/g, SAR (10g): 0.725 mW/g

SAMSUNG Tri Mode; Model: SCH-A565

AMPS Mode, Ch.997 [848.97MHz]; Standard Battery; Ambient Temp. = 22.3°C / Measured Tissue Temp. = 22.1°C

Conducted Power = 26.0dBm; Right Head SAR, Cheek/Touch position

Test Date -- 04/05/2002 [FCC/OET Bulletin 65 - Supplement C, July 2001]



Samsung FCC ID:A3LSCHA565

SAM Phantom; Flat Section; Probe: ET3DV6 - SN1560_; ConvF(6.52,6.52,6.52)

Med. Parameters 835 MHz Muscle: $\sigma = 0.98$ mho/m $\epsilon_r = 55.0$ $\rho = 1.00$ g/cm³; Antenna Position -- Out; Crest Factor 1.0

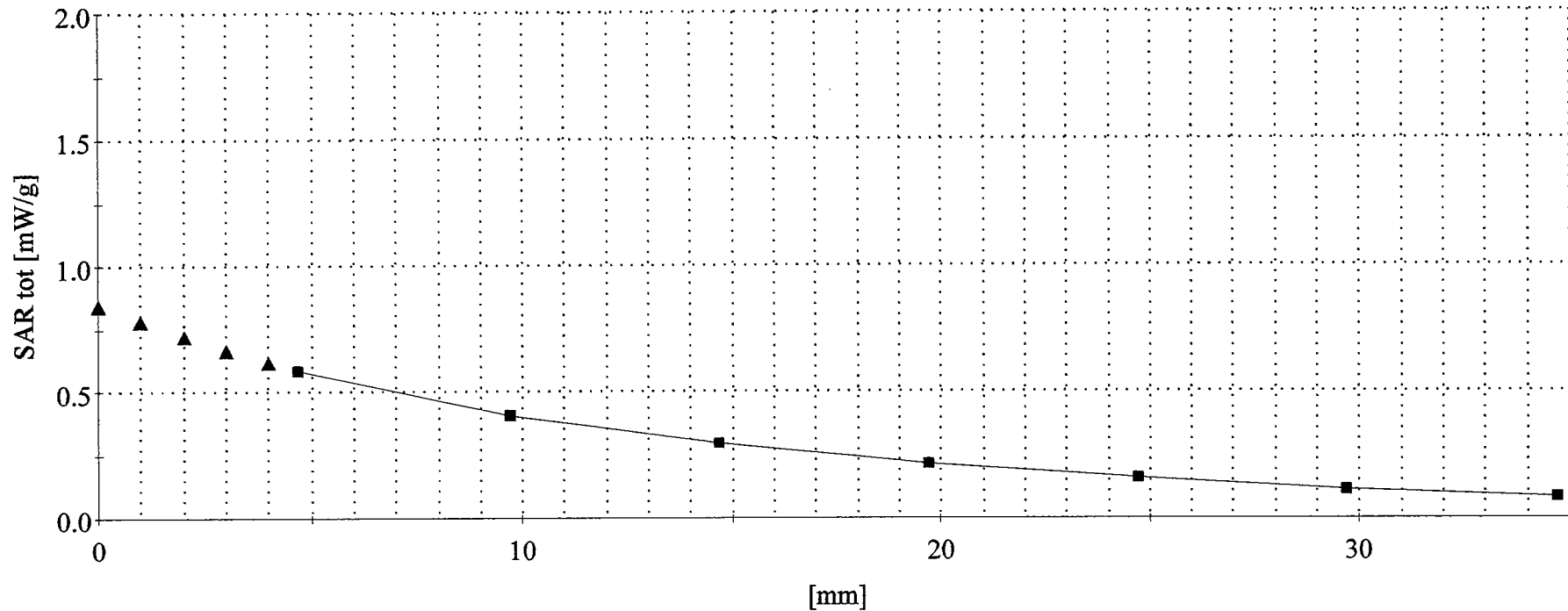
SAR (1g): 0.739 mW/g, SAR (10g): 0.614 mW/g

SAMSUNG Tri Mode Model: SCH-A565

CDMA Mode, Ch.0777 [848.31MHz]; Extended Battery; Flip = closed; Ambient Temp. = 22.1°C / Measured Tissue Temp. = 22.0°C

Conducted Power = 24.5.0 dBm; Spacing = 1.5cm from EUT (antenna side) to flat phantom; No BeltClip/No Holster

Test Date -- 04/07/2002 [FCC/OET Bulletin 65 - Supplement C, July 2001]



Samsung FCC ID:A3LSCHA565

SAM Phantom; Right Hand Section; Probe: ET3DV6 - SN1560; ConvF(5.16,5.16,5.16)

Med. Parameters 1900 MHz Brain: $\sigma = 1.44$ mho/m $\epsilon_r = 40.8$ $\rho = 1.00$ g/cm³; Antenna Position -- In; Crest Factor 1.0

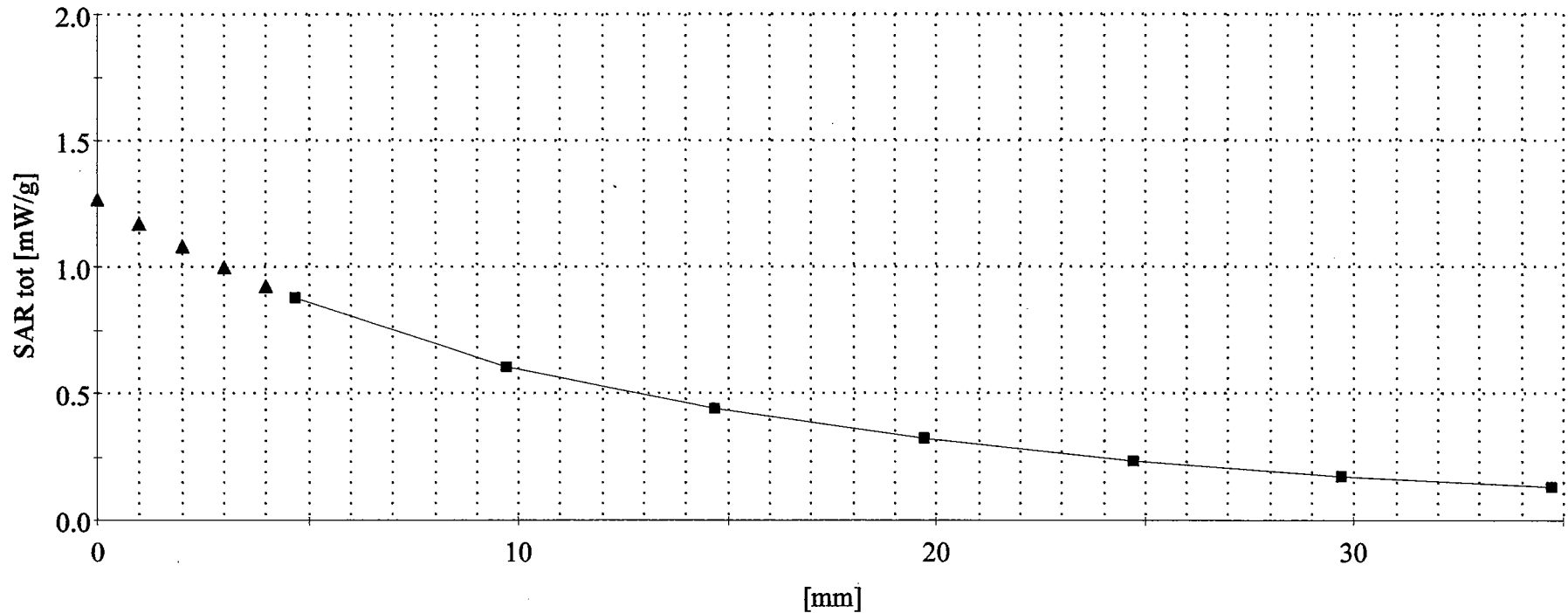
SAR (1g): 1.37 mW/g, SAR (10g): 0.758 mW/g

SAMSUNG Tri Mode; Model SCH-A565

PCS CDMA Mode, Ch.0600 [1880.00MHz]; Extended Battery; Ambient Temp. = 22.3°C / Measured Tissue Temp. = 22.0°C

Conducted Power = 23.0dBm; Right Head SAR, Cheek/Touch position

Test Date -- 04/05/2002 [FCC/OET Bulletin 65 - Supplement C, July 2001]



Samsung FCC ID:A3LSCHA565

SAM Phantom; Flat Section; Probe: ET3DV6 - SN1560_; ConvF(4.70,4.70,4.70)

Med. Parameters 1900 MHz Muscle: $\sigma = 1.55$ mho/m $\epsilon_r = 53.9$ $\rho = 1.00$ g/cm³; Antenna Position -- Out; Crest Factor 1.0

SAR (1g): 1.33 mW/g, SAR (10g): 0.709 mW/g * Max outside

SAMSUNG Tri Mode Model: SCH-A565

PCS CDMA Mode, Ch.0600 [1880.00MHz]; Extended Battery; Flip = closed; Ambient Temp. = 22.1°C / Measured Tissue Temp. = 21.9°C

Conducted Power = 23.0 dBm; Spacing = 1.5cm from EUT (antenna side) to flat phantom; No BeltClip/No Holster

Test Date -- 04/07/2002 [FCC/OET Bulletin 65 - Supplement C, July 2001]

