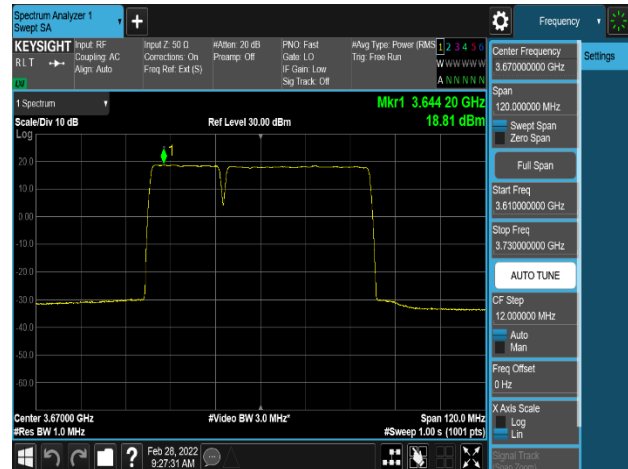
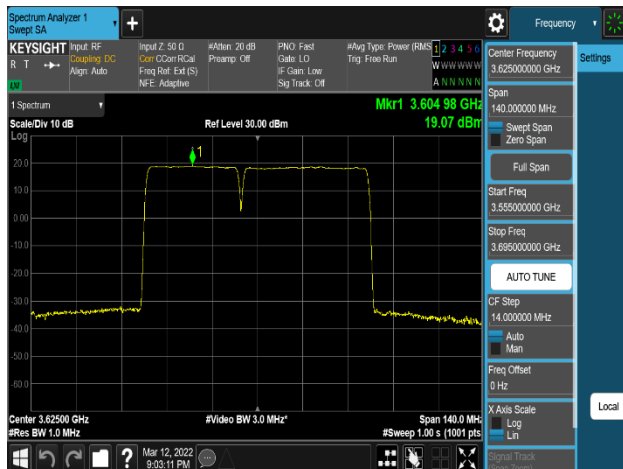


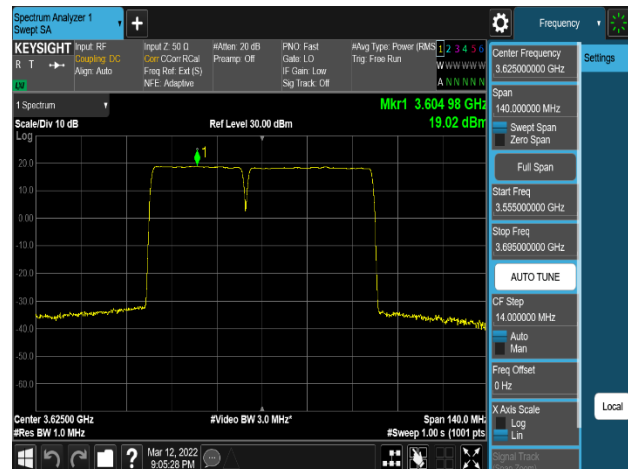
Plot 8-185. Power Spectral Density Plot
(NR_n48_2C_20M+40M_16QAM - High Channel, Port 2)



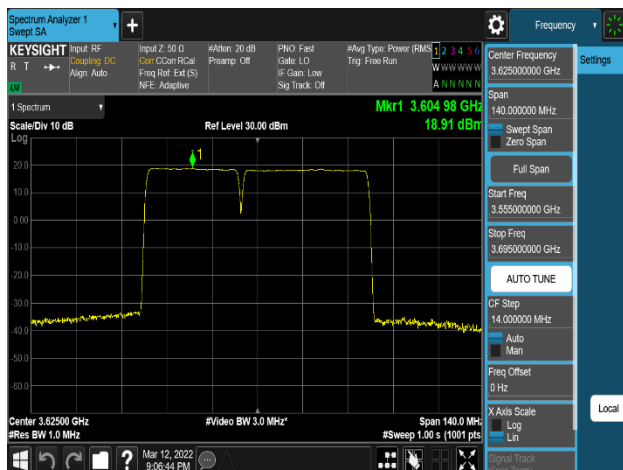
Plot 8-186. Power Spectral Density Plot
(NR_n48_2C_20M+40M_16QAM - High Channel, Port 3)



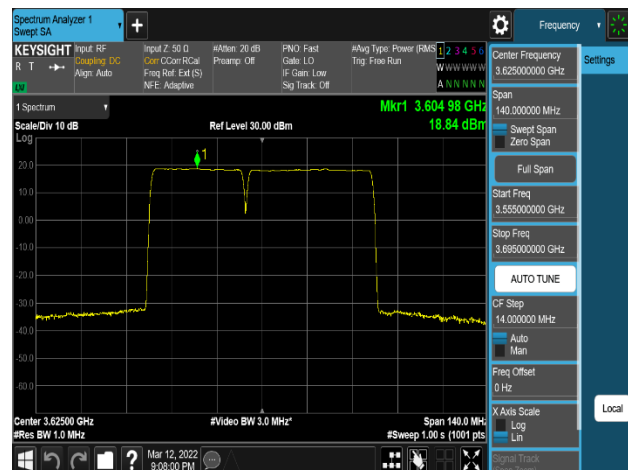
Plot 8-187. Power Spectral Density Plot
(NR_n48_2C_30M+40M_16QAM - Mid Channel, Port 0)



Plot 8-188. Power Spectral Density Plot
(NR_n48_2C_30M+40M_16QAM - Mid Channel, Port 1)

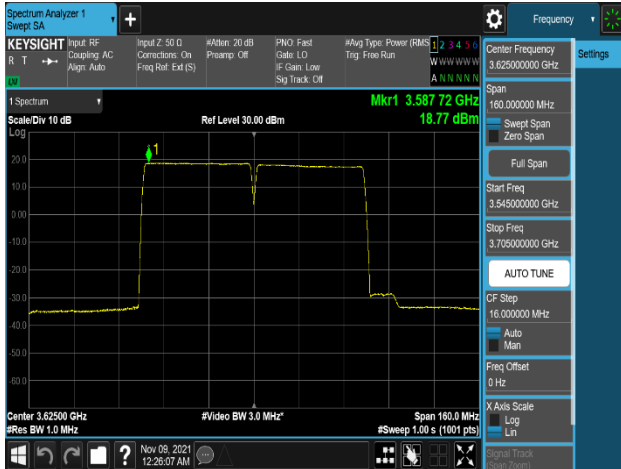


Plot 8-189. Power Spectral Density Plot
(NR_n48_2C_30M+40M_16QAM - Mid Channel, Port 2)

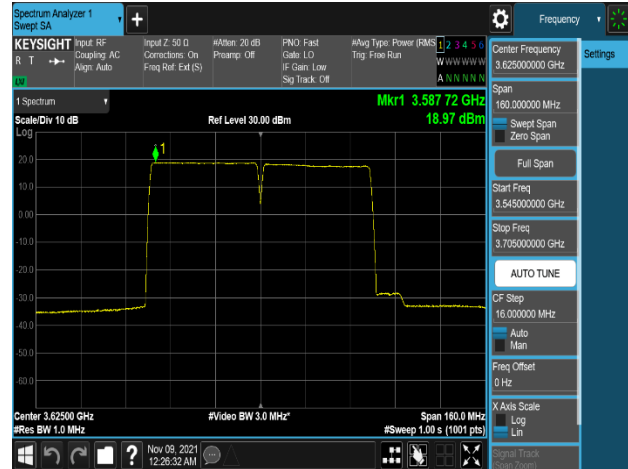


Plot 8-190. Power Spectral Density Plot
(NR_n48_2C_30M+40M_16QAM - Mid Channel, Port 3)

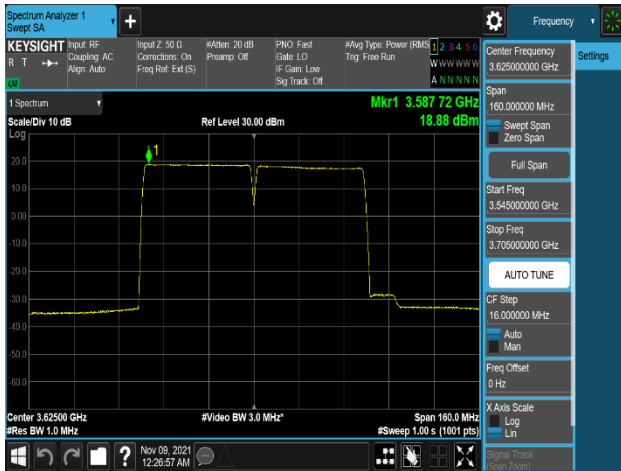
FCC: A3LRT4401-48A1		MEASUREMENT REPORT (CERTIFICATION)		Approved by: Technical Manager
Test Report S/N: 8K21101306-R4.A3L	Test Dates: 10/20/2021 - 04/05/2022	EUT Type: RRU(RT4401)	Page 90 of 286	



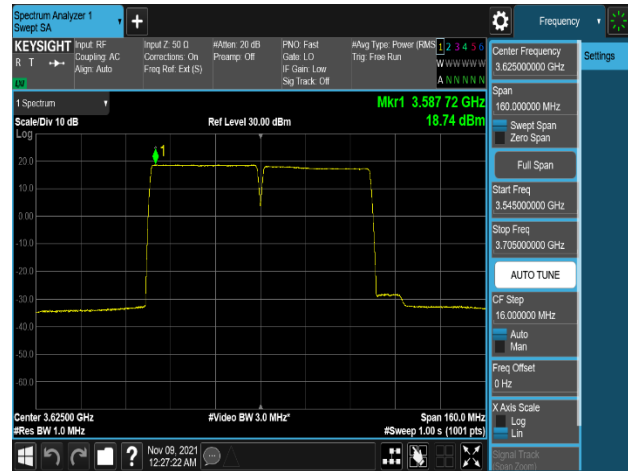
Plot 8-191. Power Spectral Density Plot
(NR_n48_2C_40M+40M_64QAM - Mid Channel, Port 0)



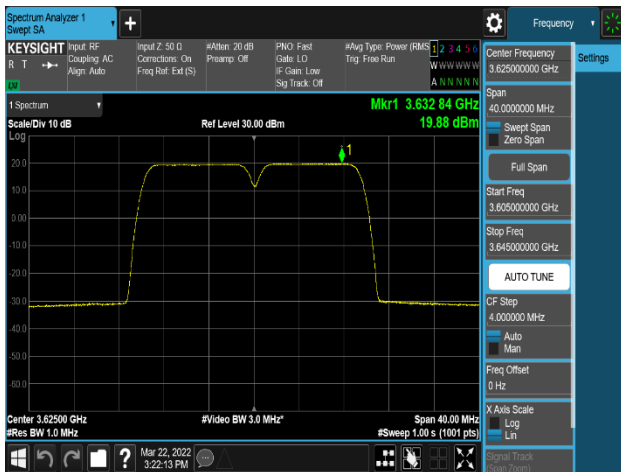
Plot 8-192. Power Spectral Density Plot
(NR_n48_2C_40M+40M_64QAM - Mid Channel, Port 1)



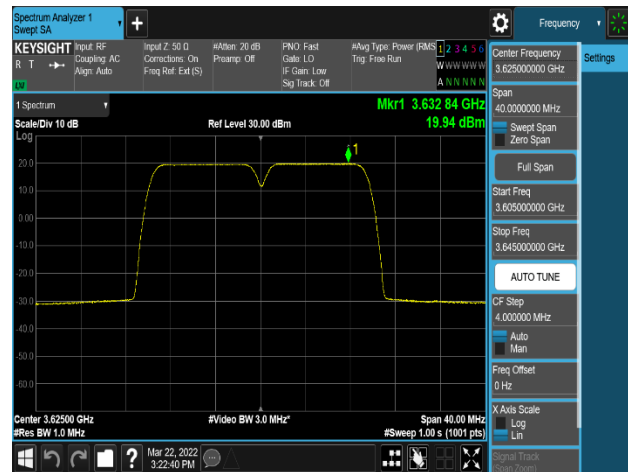
Plot 8-193. Power Spectral Density Plot
(NR_n48_2C_40M+40M_64QAM - Mid Channel, Port 2)



Plot 8-194. Power Spectral Density Plot
(NR_n48_2C_40M+40M_64QAM - Mid Channel, Port 3)

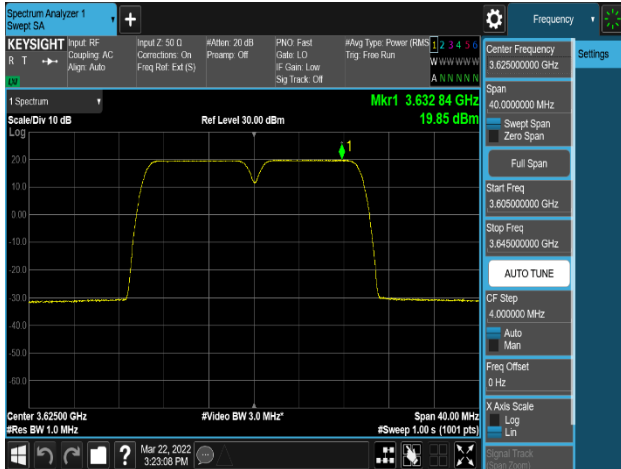


Plot 8-195. Power Spectral Density Plot
(LTE_1C+NR_1C_10M+10M_64QAM - Mid Channel, Port 0)

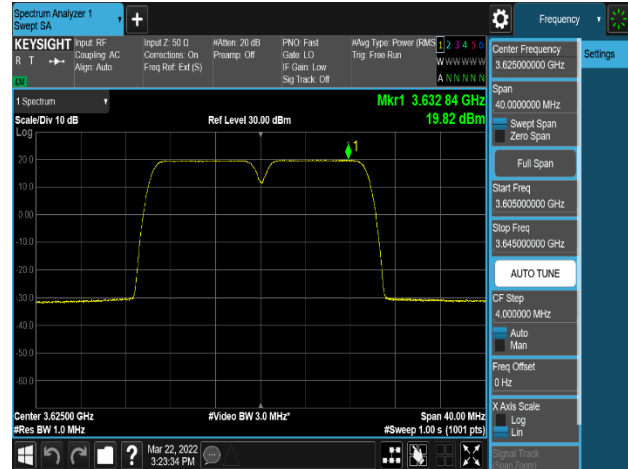


Plot 8-196. Power Spectral Density Plot
(LTE_1C+NR_1C_10M+10M_64QAM - Mid Channel, Port 1)

FCC: A3LRT4401-48A1		MEASUREMENT REPORT (CERTIFICATION)	 Approved by: Technical Manager
Test Report S/N: 8K21101306-R4.A3L	Test Dates: 10/20/2021 – 04/05/2022	EUT Type: RRU(RT4401)	Page 91 of 286



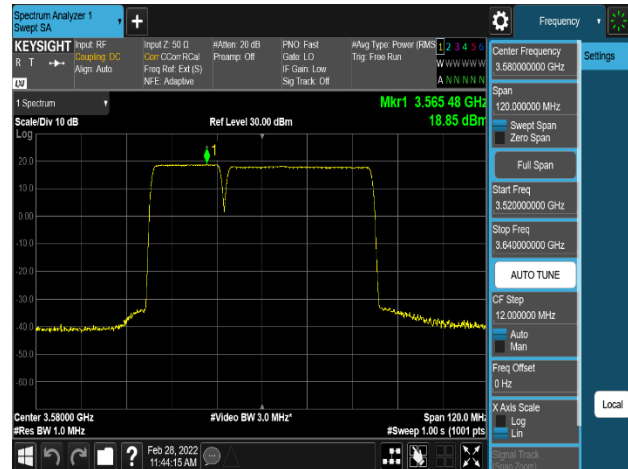
Plot 8-197. Power Spectral Density Plot
(LTE_1C+NR_1C_10M+10M_64QAM - Mid Channel, Port2)



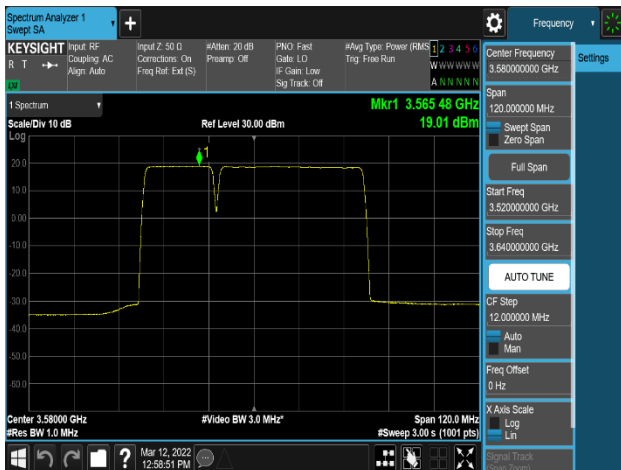
Plot 8-198. Power Spectral Density Plot
(LTE_1C+NR_1C_10M+10M_64QAM - Mid Channel, Port3)



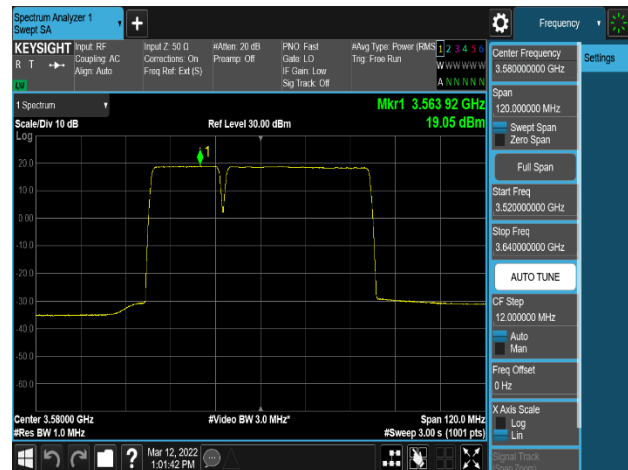
Plot 8-199. Power Spectral Density Plot
(LTE_1C+NR_1C_20M+40M_16QAM - Low Channel, Port0)



Plot 8-200. Power Spectral Density Plot
(LTE_1C+NR_1C_20M+40M_16QAM - Low Channel, Port1)

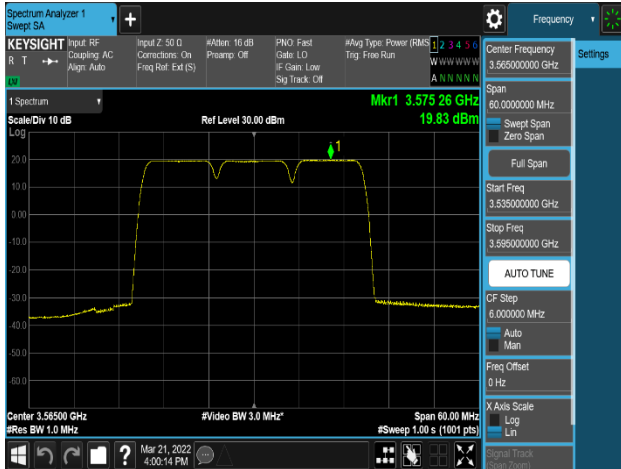


Plot 8-201. Power Spectral Density Plot
(LTE_1C+NR_1C_20M+40M_16QAM - Low Channel, Port2)

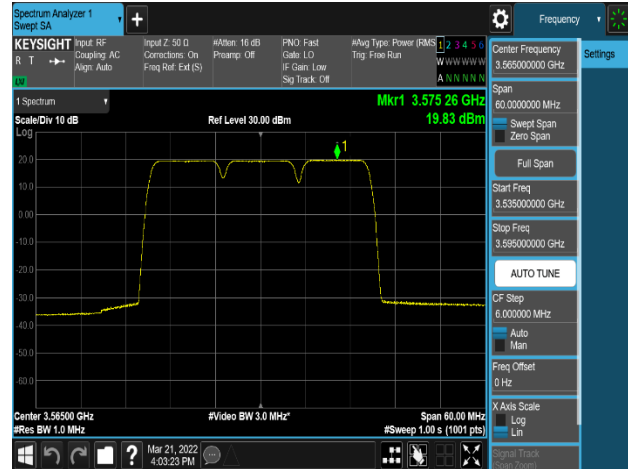


Plot 8-202. Power Spectral Density Plot
(LTE_1C+NR_1C_20M+40M_16QAM - Low Channel, Port3)

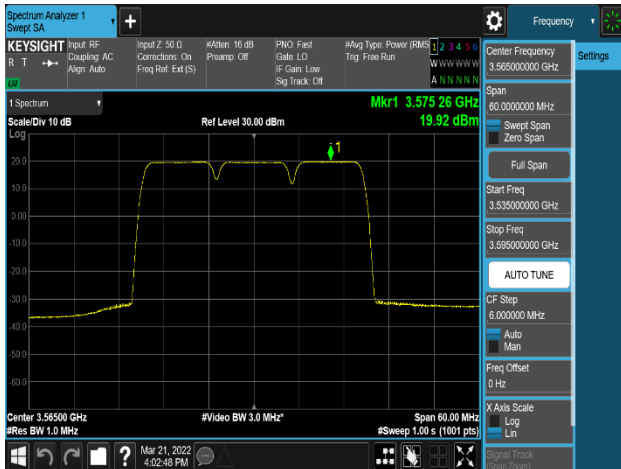
FCC: A3LRT4401-48A1		MEASUREMENT REPORT (CERTIFICATION)	 Approved by: Technical Manager
Test Report S/N: 8K21101306-R4.A3L	Test Dates: 10/20/2021 - 04/05/2022	EUT Type: RRU(RT4401)	Page 92 of 286



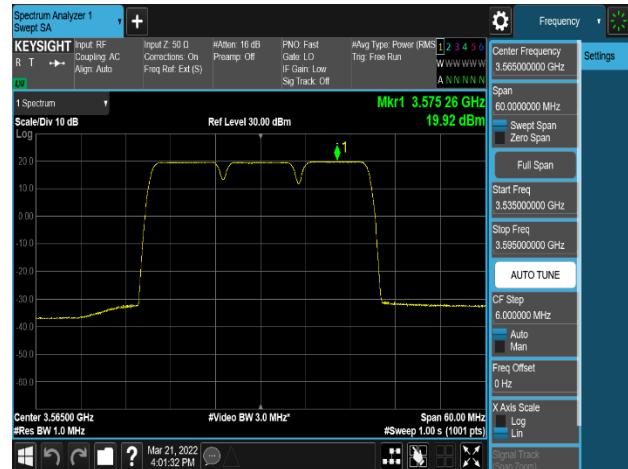
Plot 8-203. Power Spectral Density Plot
(LTE_2C+NR_1C_10M+10M+10M_256QAM-Low Channel, Port0)



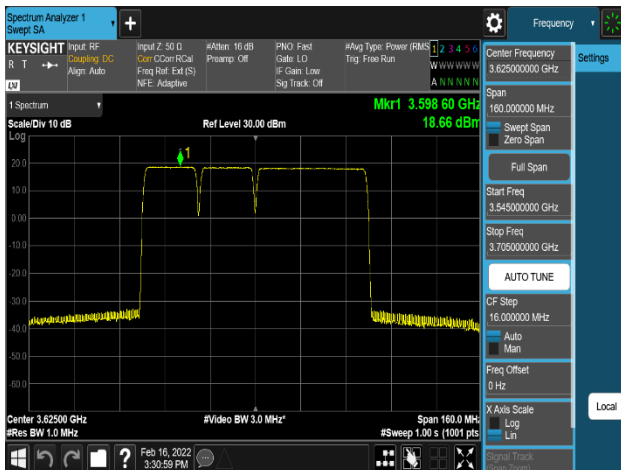
Plot 8-204. Power Spectral Density Plot
(LTE_2C+NR_1C_10M+10M+10M_256QAM-Low Channel, Port1)



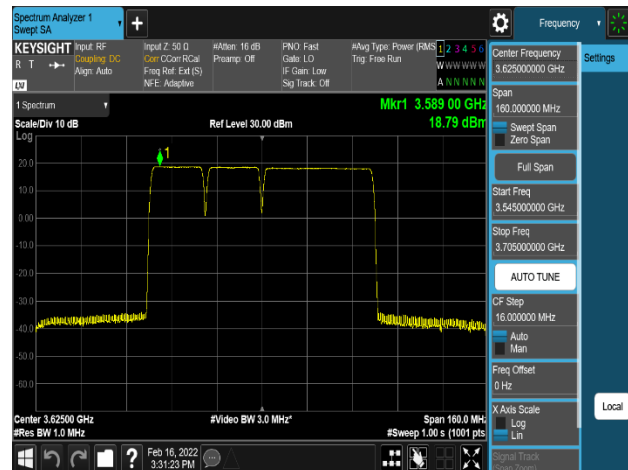
Plot 8-205. Power Spectral Density Plot
(LTE_2C+NR_1C_10M+10M+10M_256QAM-Low Channel, Port2)



Plot 8-206. Power Spectral Density Plot
(LTE_2C+NR_1C_10M+10M+10M_256QAM-Low Channel, Port3)

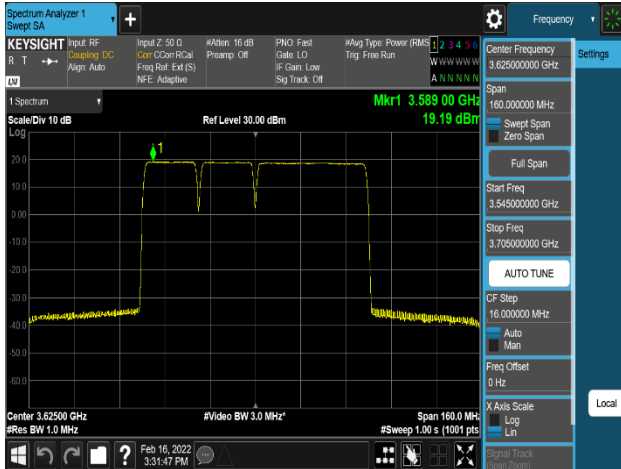


Plot 8-207. Power Spectral Density Plot
(LTE_2C+NR_1C_20M+20M+40M_256QAM-Mid Channel, Port0)

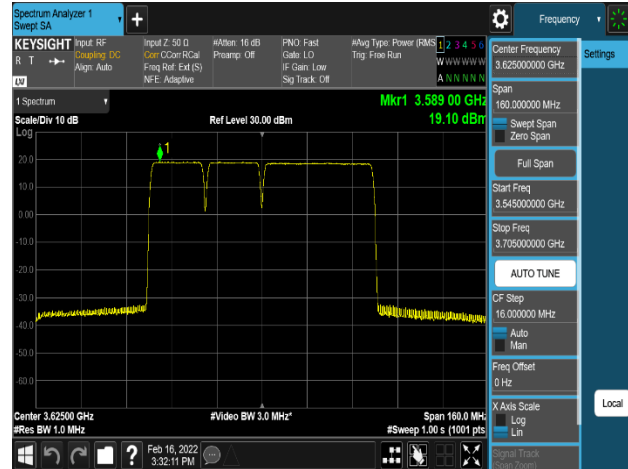


Plot 8-208. Power Spectral Density Plot
(LTE_2C+NR_1C_20M+20M+40M_256QAM-Mid Channel, Port1)

FCC: A3LRT4401-48A1		MEASUREMENT REPORT (CERTIFICATION)		Approved by: Technical Manager
Test Report S/N: 8K21101306-R4.A3L	Test Dates: 10/20/2021 - 04/05/2022	EUT Type: RRU(RT4401)	Page 93 of 286	



Plot 8-209. Power Spectral Density Plot (LTE_2C+NR_1C_20M+20M+40M_256QAM-Mid Channel, Port2)



Plot 8-210. Power Spectral Density Plot (LTE_2C+NR_1C_20M+20M+40M_256QAM-Mid Channel, Port3)

FCC: A3LRT4401-48A1		MEASUREMENT REPORT (CERTIFICATION)		Approved by: Technical Manager
Test Report S/N: 8K21101306-R4.A3L	Test Dates: 10/20/2021 – 04/05/2022	EUT Type: RRU(RT4401)	Page 94 of 286	

8.5 Equivalent Isotropic Radiated Power (EIRP)

Test Overview

A transmitter port of EUT is connected to the input of a signal analyzer. All measurements are performed as RMS average measurements while the EUT is operating at its maximum duty cycle, at maximum power, and at the appropriate frequencies.

Test Description

KDB 971168 D01 v03r01 – Section 5.4

KDB 662911 D01 v02r01 – Section E)1) In-Band Power Measurements

ANSI C63.26-2015 – Section 5.2.4

ANSI C63.26 - Section 5.2.5

The measurement was made using a direct connection between the RF output of the EUT and the spectrum analyzer. The spectrum analyzer settings were as follows:

1. Conducted power measurements are performed using the signal analyzer's "channel power" measurement capability for signals with continuous operation.
2. IBW = 10 MHz (the reference bandwidth)
3. RBW = 1 ~ 5% of the expected OBW
4. VBW $\geq 3 \times$ RBW
5. Span = 2 ~ 3 x OBW
6. No. of sweep points $\geq 2 \times$ span / RBW
7. Detector = RMS
8. Trace mode = Trace-Averaging (RMS) set to average over 100 sweeps
9. The trace was allowed to stabilize

Test Setup

The EUT and measurement equipment were set up as shown in the diagram below.

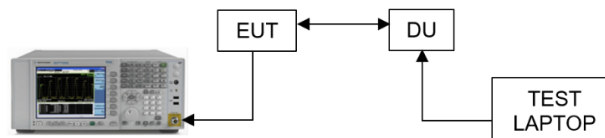


Figure 8-4. Test Instrument & Measurement Setup

Limit

Category B CBSD: 47dBm/10 MHz

FCC: A3LRT4401-48A1		MEASUREMENT REPORT (CERTIFICATION)		Approved by: Technical Manager
Test Report S/N: 8K21101306-R4.A3L	Test Dates: 10/20/2021 – 04/05/2022	EUT Type: RRU(RT4401)		Page 95 of 286

Note

1. Periodic trigger was used with gating ON. Gate sweep time, Gate delay and gate length were set accordingly to capture ON time of the transmission.
2. For Multi carriers, conducted power for each carrier is measured to compare the 1st carrier result and the result of 2nd carrier. After compared, worst measured value is listed on report.
3. MIMO Calculations are done considering output channel power for all ports and respective margins are calculated according to procedures in section 6.4 of ANSI C63.26 and section D of KDB 971168 D01 v03r01.
4. Consider the following factors for MIMO Power:
 - c) Conducted power for each port is measured in dBm.
 - d) Powers are summed up in linear using the measure-and-sum technique defined in KDB 971168 D01 v03r01-Section D.
 - e) Conducted power per port (dBm) is converted to a linear value (mW). A summation of linear powers for all ports gives us the total MIMO conducted power in milliWatts (mW).
5. The EUT have multiple antennas transmitting correlated signals with the equal antenna gains and two outputs driving a cross-polarized antennas with $N_{ANT}=2$.
Directional gain is to be computed as follows;
* Directional gain = $G_{ANT} + 10 \log(N_{ANT})$ dBi
6. Worst e.i.r.p Case Scenario gain antenna was selected to perform all RF testing that can get maximum power setting. And High gain antenna power setting will be reduced according to difference value of antenna gain declared by applicant.
7. Applied antenna gain and cable loss as below:

Rated Power / Path (dBm/10MHz)	Antenna gain (dBi)	Directional gain (dBi)	External Loss (dB)	Applied Antenna gain (dBi)
36 (2 dB Power Boosting)	7.1	10.1	0.1	10.0
35 (1 dB Power Boosting)	8.1	11.1	0.1	11.0
34 (None Power Boosting)	9.6	12.6	0.6	12.0

Note: Applied Antenna gain = Direction gain - External Loss

8. Sample Calculation:
Let us assume the following numbers:
 - a) Total MIMO Conducted Power as 4516.82 mW
 - b) Antenna Gain = 10.00 dBi

Factors	Value	Unit
Summed MIMO Conducted Power (linear sum)	4516.82	mW
Summed MIMO Conducted Power (dBm) = $10 * \log(4516.82) =$	36.55	dBm/10MHz
Antenna Gain	10.00	dBi
Total MIMO EIRP	46.55	dBm/10MHz
Limit	47.00	dBm/10 MHz
Margin = Limit - Total MIMO EIRP	$= 46.55 - 47.00 =$	-0.45 dB

FCC: A3LRT4401-48A1		MEASUREMENT REPORT (CERTIFICATION)		Approved by: Technical Manager
Test Report S/N: 8K21101306-R4.A3L	Test Dates: 10/20/2021 – 04/05/2022	EUT Type: RRU(RT4401)	Page 96 of 286	

Low Channel	Port	QPSK	16QAM	64QAM	256QAM
Conducted Power (dBm/10MHz)	0	29.89	30.18	30.13	30.17
	1	29.87	29.98	30.09	30.11
	2	29.95	30.12	30.12	30.27
	3	29.98	29.95	30.22	30.22
Total MIMO Conducted Power (mW/10MHz)		3929.46	4054.29	4131.30	4181.68
Total MIMO Conducted Power (dBm/10MHz)		35.94	36.08	36.16	36.21
Ant. Gain (dBi)		10.00	10.00	10.00	10.00
e.i.r.p (dBm/10MHz)		45.94	46.08	46.16	46.21
e.i.r.p Limit (dBm/10MHz)		47.00	47.00	47.00	47.00
Margin (dB)		-1.06	-0.92	-0.84	-0.79
Mid Channel	Port	QPSK	16QAM	64QAM	256QAM
Conducted Power (dBm/10MHz)	0	29.97	30.21	30.07	30.33
	1	30.17	30.12	30.09	30.52
	2	30.14	30.45	30.09	30.49
	3	30.39	30.44	30.28	30.76
Total MIMO Conducted Power (mW/10MHz)		4159.75	4293.36	4124.72	4516.82
Total MIMO Conducted Power (dBm/10MHz)		36.19	36.33	36.15	36.55
Ant. Gain (dBi)		10.00	10.00	10.00	10.00
e.i.r.p (dBm/10MHz)		46.19	46.33	46.15	46.55
e.i.r.p Limit (dBm/10MHz)		47.00	47.00	47.00	47.00
Margin (dB)		-0.81	-0.67	-0.85	-0.45
High Channel	Port	QPSK	16QAM	64QAM	256QAM
Conducted Power (dBm/10MHz)	0	30.10	30.01	30.16	30.16
	1	30.22	30.07	30.31	30.19
	2	30.30	30.27	30.36	30.33
	3	30.47	30.17	30.52	30.50
Total MIMO Conducted Power (mW/10MHz)		4261.07	4122.62	4325.14	4283.21
Total MIMO Conducted Power (dBm/10MHz)		36.30	36.15	36.36	36.32
Ant. Gain (dBi)		10.00	10.00	10.00	10.00
e.i.r.p (dBm/10MHz)		46.30	46.15	46.36	46.32
e.i.r.p Limit (dBm/10MHz)		47.00	47.00	47.00	47.00
Margin (dB)		-0.70	-0.85	-0.64	-0.68

Table 8-44. Equivalent Isotropic Radiated Power Table (LTE_B48_1C_10M)

FCC: A3LRT4401-48A1		MEASUREMENT REPORT (CERTIFICATION)		Approved by: Technical Manager
Test Report S/N: 8K21101306-R4.A3L	Test Dates: 10/20/2021 – 04/05/2022	EUT Type: RRU(RT4401)		Page 97 of 286

Low Channel	Port	QPSK	16QAM	64QAM	256QAM
Conducted Power (dBm/10MHz)	0	30.25	30.36	30.24	29.97
	1	30.21	30.42	30.12	29.92
	2	30.36	30.40	30.26	30.00
	3	30.29	30.62	30.27	30.03
Total MIMO Conducted Power (mW/10MHz)		4264.28	4437.90	4210.67	3981.80
Total MIMO Conducted Power (dBm/10MHz)		36.30	36.47	36.24	36.00
Ant. Gain (dBi)		10.00	10.00	10.00	10.00
e.i.r.p (dBm/10MHz)		46.30	46.47	46.24	46.00
e.i.r.p Limit (dBm/10MHz)		47.00	47.00	47.00	47.00
Margin (dB)		-0.70	-0.53	-0.76	-1.00
Mid Channel	Port	QPSK	16QAM	64QAM	256QAM
Conducted Power (dBm/10MHz)	0	30.55	30.81	30.60	30.36
	1	30.62	30.92	30.61	30.52
	2	30.71	30.93	30.64	30.51
	3	30.91	31.17	30.81	30.74
Total MIMO Conducted Power (mW/10MHz)		4699.17	4988.96	4662.77	4524.00
Total MIMO Conducted Power (dBm/10MHz)		36.72	36.98	36.69	36.56
Ant. Gain (dBi)		10.00	10.00	10.00	10.00
e.i.r.p (dBm/10MHz)		46.72	46.98	46.69	46.56
e.i.r.p Limit (dBm/10MHz)		47.00	47.00	47.00	47.00
Margin (dB)		-0.28	-0.02	-0.31	-0.44
High Channel	Port	QPSK	16QAM	64QAM	256QAM
Conducted Power (dBm/10MHz)	0	30.64	30.88	30.52	30.38
	1	30.73	30.61	30.64	30.42
	2	30.88	30.70	30.69	30.66
	3	30.82	30.91	30.76	30.78
Total MIMO Conducted Power (mW/10MHz)		4774.25	4783.42	4649.41	4553.85
Total MIMO Conducted Power (dBm/10MHz)		36.79	36.80	36.67	36.58
Ant. Gain (dBi)		10.00	10.00	10.00	10.00
e.i.r.p (dBm/10MHz)		46.79	46.80	46.67	46.58
e.i.r.p Limit (dBm/10MHz)		47.00	47.00	47.00	47.00
Margin (dB)		-0.21	-0.20	-0.33	-0.42

Table 8-45. Equivalent Isotropic Radiated Power Table (LTE_B48_1C_15M)

FCC: A3LRT4401-48A1		MEASUREMENT REPORT (CERTIFICATION)		Approved by: Technical Manager
Test Report S/N: 8K21101306-R4.A3L	Test Dates: 10/20/2021 – 04/05/2022	EUT Type: RRU(RT4401)		Page 98 of 286

Low Channel	Port	QPSK	16QAM	64QAM	256QAM
Conducted Power (dBm/10MHz)	0	30.14	30.53	30.72	30.09
	1	29.97	30.60	30.57	29.91
	2	30.21	30.51	30.44	29.99
	3	30.38	30.72	30.48	30.05
Total MIMO Conducted Power (mW/10MHz)		4166.86	4582.88	4544.06	4009.71
Total MIMO Conducted Power (dBm/10MHz)		36.20	36.61	36.57	36.03
Ant. Gain (dBi)		10.00	10.00	10.00	10.00
e.i.r.p (dBm/10MHz)		46.20	46.61	46.57	46.03
e.i.r.p Limit (dBm/10MHz)		47.00	47.00	47.00	47.00
Margin (dB)		-0.80	-0.39	-0.43	-0.97
Mid Channel	Port	QPSK	16QAM	64QAM	256QAM
Conducted Power (dBm/10MHz)	0	30.06	30.85	30.35	30.16
	1	30.21	30.85	30.53	30.32
	2	30.19	30.90	30.54	30.33
	3	30.42	30.79	30.76	30.54
Total MIMO Conducted Power (mW/10MHz)		4209.71	4862.14	4537.37	4325.34
Total MIMO Conducted Power (dBm/10MHz)		36.24	36.87	36.57	36.36
Ant. Gain (dBi)		10.00	10.00	10.00	10.00
e.i.r.p (dBm/10MHz)		46.24	46.87	46.57	46.36
e.i.r.p Limit (dBm/10MHz)		47.00	47.00	47.00	47.00
Margin (dB)		-0.76	-0.13	-0.43	-0.64
High Channel	Port	QPSK	16QAM	64QAM	256QAM
Conducted Power (dBm/10MHz)	0	30.38	30.48	30.31	30.44
	1	30.49	30.50	30.42	30.54
	2	30.56	30.53	30.56	30.62
	3	30.43	30.53	30.40	30.51
Total MIMO Conducted Power (mW/10MHz)		4452.58	4498.47	4409.63	4517.08
Total MIMO Conducted Power (dBm/10MHz)		36.49	36.53	36.44	36.55
Ant. Gain (dBi)		10.00	10.00	10.00	10.00
e.i.r.p (dBm/10MHz)		46.49	46.53	46.44	46.55
e.i.r.p Limit (dBm/10MHz)		47.00	47.00	47.00	47.00
Margin (dB)		-0.51	-0.47	-0.56	-0.45

Table 8-46. Equivalent Isotropic Radiated Power Table (LTE_B48_1C_20M)

FCC: A3LRT4401-48A1		MEASUREMENT REPORT (CERTIFICATION)		Approved by: Technical Manager
Test Report S/N: 8K21101306-R4.A3L	Test Dates: 10/20/2021 – 04/05/2022	EUT Type: RRU(RT4401)		Page 99 of 286

Low Channel	Port	QPSK	16QAM	64QAM	256QAM
Conducted Power (dBm/10MHz)	0	29.31	29.33	29.47	28.95
	1	29.13	29.08	29.39	28.98
	2	29.31	29.19	29.35	29.07
	3	29.47	29.16	29.25	29.19
Total MIMO Conducted Power (mW/10MHz)		3409.78	3320.12	3456.46	3213.00
Total MIMO Conducted Power (dBm/10MHz)		35.33	35.21	35.39	35.07
Ant. Gain (dBi)		11.00	11.00	11.00	11.00
e.i.r.p (dBm/10MHz)		46.33	46.21	46.39	46.07
e.i.r.p Limit (dBm/10MHz)		47.00	47.00	47.00	47.00
Margin (dB)		-0.67	-0.79	-0.61	-0.93
Mid Channel	Port	QPSK	16QAM	64QAM	256QAM
Conducted Power (dBm/10MHz)	0	29.60	29.71	29.74	29.28
	1	29.73	29.82	29.88	29.48
	2	29.67	29.79	29.84	29.47
	3	29.91	29.84	29.77	29.71
Total MIMO Conducted Power (mW/10MHz)		3758.05	3811.43	3826.88	3554.90
Total MIMO Conducted Power (dBm/10MHz)		35.75	35.81	35.83	35.51
Ant. Gain (dBi)		11.00	11.00	11.00	11.00
e.i.r.p (dBm/10MHz)		46.75	46.81	46.83	46.51
e.i.r.p Limit (dBm/10MHz)		47.00	47.00	47.00	47.00
Margin (dB)		-0.25	-0.19	-0.17	-0.49
High Channel	Port	QPSK	16QAM	64QAM	256QAM
Conducted Power (dBm/10MHz)	0	29.45	29.15	29.57	29.74
	1	29.36	29.07	29.76	29.88
	2	29.27	29.25	29.68	29.14
	3	29.29	29.15	29.76	29.44
Total MIMO Conducted Power (mW/10MHz)		3438.49	3293.12	3727.17	3614.01
Total MIMO Conducted Power (dBm/10MHz)		35.36	35.18	35.71	35.58
Ant. Gain (dBi)		11.00	11.00	11.00	11.00
e.i.r.p (dBm/10MHz)		46.36	46.18	46.71	46.58
e.i.r.p Limit (dBm/10MHz)		47.00	47.00	47.00	47.00
Margin (dB)		-0.64	-0.82	-0.29	-0.42

Table 8-47. Equivalent Isotropic Radiated Power Table (LTE_B48_2C_10M+10M)

FCC: A3LRT4401-48A1		MEASUREMENT REPORT (CERTIFICATION)		Approved by: Technical Manager
Test Report S/N: 8K21101306-R4.A3L	Test Dates: 10/20/2021 – 04/05/2022	EUT Type: RRU(RT4401)		Page 100 of 286

Low Channel	Port	QPSK	16QAM	64QAM	256QAM
Conducted Power (dBm/10MHz)	0	29.17	29.19	29.02	29.13
	1	29.06	29.18	28.86	29.01
	2	29.27	29.43	29.09	29.28
	3	29.24	29.21	29.01	29.21
Total MIMO Conducted Power (mW/10MHz)		3316.16	3368.47	3174.25	3295.53
Total MIMO Conducted Power (dBm/10MHz)		35.21	35.27	35.02	35.18
Ant. Gain (dBi)		11.00	11.00	11.00	11.00
e.i.r.p (dBm/10MHz)		46.21	46.27	46.02	46.18
e.i.r.p Limit (dBm/10MHz)		47.00	47.00	47.00	47.00
Margin (dB)		-0.79	-0.73	-0.98	-0.82
Mid Channel	Port	QPSK	16QAM	64QAM	256QAM
Conducted Power (dBm/10MHz)	0	29.44	29.01	28.94	29.22
	1	29.37	29.03	28.81	29.23
	2	29.44	28.90	28.91	29.24
	3	29.43	28.97	28.80	29.22
Total MIMO Conducted Power (mW/10MHz)		3500.01	3161.10	3080.37	3348.20
Total MIMO Conducted Power (dBm/10MHz)		35.44	35.00	34.89	35.25
Ant. Gain (dBi)		11.00	11.00	11.00	11.00
e.i.r.p (dBm/10MHz)		46.44	46.00	45.89	46.25
e.i.r.p Limit (dBm/10MHz)		47.00	47.00	47.00	47.00
Margin (dB)		-0.56	-1.00	-1.11	-0.75
High Channel	Port	QPSK	16QAM	64QAM	256QAM
Conducted Power (dBm/10MHz)	0	29.29	29.17	29.32	29.45
	1	28.97	29.41	29.35	29.25
	2	29.42	29.23	29.34	29.12
	3	29.22	29.52	29.41	29.41
Total MIMO Conducted Power (mW/10MHz)		3348.63	3431.90	3448.05	3412.00
Total MIMO Conducted Power (dBm/10MHz)		35.25	35.36	35.38	35.33
Ant. Gain (dBi)		11.00	11.00	11.00	11.00
e.i.r.p (dBm/10MHz)		46.25	46.36	46.38	46.33
e.i.r.p Limit (dBm/10MHz)		47.00	47.00	47.00	47.00
Margin (dB)		-0.75	-0.64	-0.62	-0.67

Table 8-48. Equivalent Isotropic Radiated Power Table (LTE_B48_2C_10M+15M)

FCC: A3LRT4401-48A1		MEASUREMENT REPORT (CERTIFICATION)		Approved by: Technical Manager
Test Report S/N: 8K21101306-R4.A3L	Test Dates: 10/20/2021 – 04/05/2022	EUT Type: RRU(RT4401)	Page 101 of 286	

Low Channel	Port	QPSK	16QAM	64QAM	256QAM
Conducted Power (dBm/10MHz)	0	29.25	29.24	29.00	28.92
	1	29.22	29.37	28.91	28.89
	2	29.13	29.46	29.00	28.88
	3	29.34	29.39	28.97	28.96
Total MIMO Conducted Power (mW/10MHz)		3354.48	3456.47	3155.55	3114.02
Total MIMO Conducted Power (dBm/10MHz)		35.26	35.39	34.99	34.93
Ant. Gain (dBi)		11.00	11.00	11.00	11.00
e.i.r.p (dBm/10MHz)		46.26	46.39	45.99	45.93
e.i.r.p Limit (dBm/10MHz)		47.00	47.00	47.00	47.00
Margin (dB)		-0.74	-0.61	-1.01	-1.07
Mid Channel	Port	QPSK	16QAM	64QAM	256QAM
Conducted Power (dBm/10MHz)	0	29.04	29.08	29.22	29.53
	1	29.06	28.96	29.18	29.41
	2	29.03	29.21	29.17	29.48
	3	29.12	29.09	29.15	29.47
Total MIMO Conducted Power (mW/10MHz)		3223.47	3240.78	3311.83	3542.67
Total MIMO Conducted Power (dBm/10MHz)		35.08	35.11	35.20	35.49
Ant. Gain (dBi)		11.00	11.00	11.00	11.00
e.i.r.p (dBm/10MHz)		46.08	46.11	46.20	46.49
e.i.r.p Limit (dBm/10MHz)		47.00	47.00	47.00	47.00
Margin (dB)		-0.92	-0.89	-0.80	-0.51
High Channel	Port	QPSK	16QAM	64QAM	256QAM
Conducted Power (dBm/10MHz)	0	29.32	29.30	29.39	29.17
	1	29.16	29.30	29.37	29.09
	2	29.45	29.56	29.52	29.55
	3	29.44	29.38	29.43	29.50
Total MIMO Conducted Power (mW/10MHz)		3439.28	3472.89	3506.29	3429.82
Total MIMO Conducted Power (dBm/10MHz)		35.36	35.41	35.45	35.35
Ant. Gain (dBi)		11.00	11.00	11.00	11.00
e.i.r.p (dBm/10MHz)		46.36	46.41	46.45	46.35
e.i.r.p Limit (dBm/10MHz)		47.00	47.00	47.00	47.00
Margin (dB)		-0.64	-0.59	-0.55	-0.65

Table 8-49. Equivalent Isotropic Radiated Power Table (LTE_B48_2C_15M+15M)

FCC: A3LRT4401-48A1		MEASUREMENT REPORT (CERTIFICATION)		Approved by: Technical Manager
Test Report S/N: 8K21101306-R4.A3L	Test Dates: 10/20/2021 – 04/05/2022	EUT Type: RRU(RT4401)		Page 102 of 286

Low Channel	Port	QPSK	16QAM	64QAM	256QAM
Conducted Power (dBm/10MHz)	0	29.87	29.36	29.52	29.84
	1	29.78	29.45	29.62	29.79
	2	29.87	29.37	29.67	29.96
	3	29.96	29.31	29.68	29.89
Total MIMO Conducted Power (mW/10MHz)		3882.46	3462.10	3667.38	3882.45
Total MIMO Conducted Power (dBm/10MHz)		35.89	35.39	35.64	35.89
Ant. Gain (dBi)		11.00	11.00	11.00	11.00
e.i.r.p (dBm/10MHz)		46.89	46.39	46.64	46.89
e.i.r.p Limit (dBm/10MHz)		47.00	47.00	47.00	47.00
Margin (dB)		-0.11	-0.61	-0.36	-0.11
Mid Channel	Port	QPSK	16QAM	64QAM	256QAM
Conducted Power (dBm/10MHz)	0	29.73	29.66	29.39	29.45
	1	29.83	29.82	29.52	29.57
	2	29.76	29.95	29.53	29.62
	3	29.78	29.92	29.49	29.55
Total MIMO Conducted Power (mW/10MHz)		3798.18	3854.40	3550.96	3604.57
Total MIMO Conducted Power (dBm/10MHz)		35.80	35.86	35.50	35.57
Ant. Gain (dBi)		11.00	11.00	11.00	11.00
e.i.r.p (dBm/10MHz)		46.80	46.86	46.50	46.57
e.i.r.p Limit (dBm/10MHz)		47.00	47.00	47.00	47.00
Margin (dB)		-0.20	-0.14	-0.50	-0.43
High Channel	Port	QPSK	16QAM	64QAM	256QAM
Conducted Power (dBm/10MHz)	0	29.74	29.47	29.60	29.57
	1	29.77	29.55	29.74	29.63
	2	29.96	29.71	29.82	29.70
	3	29.85	29.46	29.72	29.64
Total MIMO Conducted Power (mW/10MHz)		3847.19	3605.17	3750.86	3677.77
Total MIMO Conducted Power (dBm/10MHz)		35.85	35.57	35.74	35.66
Ant. Gain (dBi)		11.00	11.00	11.00	11.00
e.i.r.p (dBm/10MHz)		46.85	46.57	46.74	46.66
e.i.r.p Limit (dBm/10MHz)		47.00	47.00	47.00	47.00
Margin (dB)		-0.15	-0.43	-0.26	-0.34

Table 8-50. Equivalent Isotropic Radiated Power Table (LTE_B48_2C_20M+20M)

FCC: A3LRT4401-48A1		MEASUREMENT REPORT (CERTIFICATION)		Approved by: Technical Manager
Test Report S/N: 8K21101306-R4.A3L	Test Dates: 10/20/2021 – 04/05/2022	EUT Type: RRU(RT4401)		Page 103 of 286

Low Channel	Port	QPSK	16QAM	64QAM	256QAM
Conducted Power (dBm/10MHz)	0	28.71	28.77	29.25	28.72
	1	28.71	28.60	29.14	28.64
	2	28.88	29.13	29.40	28.97
	3	28.88	28.86	29.30	28.84
Total MIMO Conducted Power (mW/10MHz)		3031.40	3065.39	3383.85	3030.33
Total MIMO Conducted Power (dBm/10MHz)		34.82	34.86	35.29	34.81
Ant. Gain (dBi)		11.00	11.00	11.00	11.00
e.i.r.p (dBm/10MHz)		45.82	45.86	46.29	45.81
e.i.r.p Limit (dBm/10MHz)		47.00	47.00	47.00	47.00
Margin (dB)		-1.18	-1.14	-0.71	-1.19
Mid Channel	Port	QPSK	16QAM	64QAM	256QAM
Conducted Power (dBm/10MHz)	0	29.38	29.11	29.39	28.92
	1	29.28	29.06	29.25	28.86
	2	29.60	29.37	29.56	29.11
	3	29.38	29.07	29.39	29.00
Total MIMO Conducted Power (mW/10MHz)		3493.16	3292.29	3482.97	3157.99
Total MIMO Conducted Power (dBm/10MHz)		35.43	35.17	35.42	34.99
Ant. Gain (dBi)		11.00	11.00	11.00	11.00
e.i.r.p (dBm/10MHz)		46.43	46.17	46.42	45.99
e.i.r.p Limit (dBm/10MHz)		47.00	47.00	47.00	47.00
Margin (dB)		-0.57	-0.83	-0.58	-1.01
High Channel	Port	QPSK	16QAM	64QAM	256QAM
Conducted Power (dBm/10MHz)	0	29.42	29.32	29.27	29.05
	1	29.17	29.33	29.27	29.01
	2	29.25	29.51	29.31	29.31
	3	29.49	29.39	29.46	29.14
Total MIMO Conducted Power (mW/10MHz)		3431.62	3474.37	3426.74	3273.14
Total MIMO Conducted Power (dBm/10MHz)		35.35	35.41	35.35	35.15
Ant. Gain (dBi)		11.00	11.00	11.00	11.00
e.i.r.p (dBm/10MHz)		46.35	46.41	46.35	46.15
e.i.r.p Limit (dBm/10MHz)		47.00	47.00	47.00	47.00
Margin (dB)		-0.65	-0.59	-0.65	-0.85

Table 8-51. Equivalent Isotropic Radiated Power Table (LTE_B48_3C_10M+10M+15M)

FCC: A3LRT4401-48A1		MEASUREMENT REPORT (CERTIFICATION)		Approved by: Technical Manager
Test Report S/N: 8K21101306-R4.A3L	Test Dates: 10/20/2021 – 04/05/2022	EUT Type: RRU(RT4401)	Page 104 of 286	

Low Channel	Port	QPSK	16QAM	64QAM	256QAM
Conducted Power (dBm/10MHz)	0	29.28	29.04	29.03	29.25
	1	29.30	29.33	29.05	29.17
	2	29.38	29.21	29.02	29.15
	3	29.08	29.35	29.12	29.27
Total MIMO Conducted Power (mW/10MHz)		3374.42	3353.39	3217.94	3334.95
Total MIMO Conducted Power (dBm/10MHz)		35.28	35.25	35.08	35.23
Ant. Gain (dBi)		11.00	11.00	11.00	11.00
e.i.r.p (dBm/10MHz)		46.28	46.25	46.08	46.23
e.i.r.p Limit (dBm/10MHz)		47.00	47.00	47.00	47.00
Margin (dB)		-0.72	-0.75	-0.92	-0.77
Mid Channel	Port	QPSK	16QAM	64QAM	256QAM
Conducted Power (dBm/10MHz)	0	29.38	29.15	29.19	29.27
	1	29.23	29.15	29.10	29.06
	2	29.36	29.14	29.41	29.34
	3	29.36	29.20	29.29	29.23
Total MIMO Conducted Power (mW/10MHz)		3430.45	3296.60	3364.83	3347.20
Total MIMO Conducted Power (dBm/10MHz)		35.35	35.18	35.27	35.25
Ant. Gain (dBi)		11.00	11.00	11.00	11.00
e.i.r.p (dBm/10MHz)		46.35	46.18	46.27	46.25
e.i.r.p Limit (dBm/10MHz)		47.00	47.00	47.00	47.00
Margin (dB)		-0.65	-0.82	-0.73	-0.75
High Channel	Port	QPSK	16QAM	64QAM	256QAM
Conducted Power (dBm/10MHz)	0	29.31	29.38	29.07	29.42
	1	29.29	29.36	28.97	29.43
	2	29.41	29.42	29.28	29.14
	3	29.41	29.37	29.23	29.41
Total MIMO Conducted Power (mW/10MHz)		3448.22	3469.89	3280.85	3445.31
Total MIMO Conducted Power (dBm/10MHz)		35.38	35.40	35.16	35.37
Ant. Gain (dBi)		11.00	11.00	11.00	11.00
e.i.r.p (dBm/10MHz)		46.38	46.40	46.16	46.37
e.i.r.p Limit (dBm/10MHz)		47.00	47.00	47.00	47.00
Margin (dB)		-0.62	-0.60	-0.84	-0.63

Table 8-52. Equivalent Isotropic Radiated Power Table (LTE_B48_3C_10M+15M+20M)

FCC: A3LRT4401-48A1		MEASUREMENT REPORT (CERTIFICATION)		Approved by: Technical Manager
Test Report S/N: 8K21101306-R4.A3L	Test Dates: 10/20/2021 – 04/05/2022	EUT Type: RRU(RT4401)		Page 105 of 286

Low Channel	Port	QPSK	16QAM	64QAM	256QAM
Conducted Power (dBm/10MHz)	0	29.76	29.43	29.73	29.12
	1	29.59	29.15	29.65	29.07
	2	29.71	29.42	29.77	29.22
	3	29.74	29.21	29.87	29.27
Total MIMO Conducted Power (mW/10MHz)		3733.45	3407.91	3781.22	3304.70
Total MIMO Conducted Power (dBm/10MHz)		35.72	35.32	35.78	35.19
Ant. Gain (dBi)		11.00	11.00	11.00	11.00
e.i.r.p (dBm/10MHz)		46.72	46.32	46.78	46.19
e.i.r.p Limit (dBm/10MHz)		47.00	47.00	47.00	47.00
Margin (dB)		-0.28	-0.68	-0.22	-0.81
Mid Channel	Port	QPSK	16QAM	64QAM	256QAM
Conducted Power (dBm/10MHz)	0	28.73	29.34	29.12	29.11
	1	28.72	29.25	29.03	29.05
	2	28.78	29.42	29.06	29.09
	3	28.77	29.45	29.19	29.10
Total MIMO Conducted Power (mW/10MHz)		2999.63	3456.44	3251.65	3242.02
Total MIMO Conducted Power (dBm/10MHz)		34.77	35.39	35.12	35.11
Ant. Gain (dBi)		11.00	11.00	11.00	11.00
e.i.r.p (dBm/10MHz)		45.77	46.39	46.12	46.11
e.i.r.p Limit (dBm/10MHz)		47.00	47.00	47.00	47.00
Margin (dB)		-1.23	-0.61	-0.88	-0.89
High Channel	Port	QPSK	16QAM	64QAM	256QAM
Conducted Power (dBm/10MHz)	0	29.33	29.63	29.14	29.25
	1	29.34	29.41	28.97	29.26
	2	29.46	29.63	29.22	29.36
	3	29.52	29.69	29.15	29.43
Total MIMO Conducted Power (mW/10MHz)		3494.50	3640.74	3267.06	3424.71
Total MIMO Conducted Power (dBm/10MHz)		35.43	35.61	35.14	35.35
Ant. Gain (dBi)		11.00	11.00	11.00	11.00
e.i.r.p (dBm/10MHz)		46.43	46.61	46.14	46.35
e.i.r.p Limit (dBm/10MHz)		47.00	47.00	47.00	47.00
Margin (dB)		-0.57	-0.39	-0.86	-0.65

Table 8-53. Equivalent Isotropic Radiated Power Table (LTE_B48_3C_10M+20M+20M)

FCC: A3LRT4401-48A1		MEASUREMENT REPORT (CERTIFICATION)		Approved by: Technical Manager
Test Report S/N: 8K21101306-R4.A3L	Test Dates: 10/20/2021 – 04/05/2022	EUT Type: RRU(RT4401)		Page 106 of 286

Low Channel	Port	QPSK	16QAM	64QAM	256QAM
Conducted Power (dBm/10MHz)	0	29.27	29.16	29.15	29.18
	1	29.18	29.12	29.05	29.10
	2	29.21	29.32	29.20	29.21
	3	29.25	29.30	29.21	29.29
Total MIMO Conducted Power (mW/10MHz)		3348.30	3346.93	3291.21	3323.63
Total MIMO Conducted Power (dBm/10MHz)		35.25	35.25	35.17	35.22
Ant. Gain (dBi)		11.00	11.00	11.00	11.00
e.i.r.p (dBm/10MHz)		46.25	46.25	46.17	46.22
e.i.r.p Limit (dBm/10MHz)		47.00	47.00	47.00	47.00
Margin (dB)		-0.75	-0.75	-0.83	-0.78
Mid Channel	Port	QPSK	16QAM	64QAM	256QAM
Conducted Power (dBm/10MHz)	0	29.32	29.08	28.99	28.95
	1	29.28	29.05	29.03	28.97
	2	29.35	29.43	29.18	29.20
	3	29.33	29.17	29.16	29.20
Total MIMO Conducted Power (mW/10MHz)		3420.33	3315.66	3244.42	3237.62
Total MIMO Conducted Power (dBm/10MHz)		35.34	35.21	35.11	35.10
Ant. Gain (dBi)		11.00	11.00	11.00	11.00
e.i.r.p (dBm/10MHz)		46.34	46.21	46.11	46.10
e.i.r.p Limit (dBm/10MHz)		47.00	47.00	47.00	47.00
Margin (dB)		-0.66	-0.79	-0.89	-0.90
High Channel	Port	QPSK	16QAM	64QAM	256QAM
Conducted Power (dBm/10MHz)	0	29.30	29.11	29.17	29.13
	1	29.17	29.10	29.13	29.09
	2	29.21	29.30	29.40	29.37
	3	29.32	29.29	29.23	29.27
Total MIMO Conducted Power (mW/10MHz)		3365.92	3327.85	3353.00	3339.67
Total MIMO Conducted Power (dBm/10MHz)		35.27	35.22	35.25	35.24
Ant. Gain (dBi)		11.00	11.00	11.00	11.00
e.i.r.p (dBm/10MHz)		46.27	46.22	46.25	46.24
e.i.r.p Limit (dBm/10MHz)		47.00	47.00	47.00	47.00
Margin (dB)		-0.73	-0.78	-0.75	-0.76

Table 8-54. Equivalent Isotropic Radiated Power Table (LTE_B48_3C_15M+20M+20M)

FCC: A3LRT4401-48A1		MEASUREMENT REPORT (CERTIFICATION)		Approved by: Technical Manager
Test Report S/N: 8K21101306-R4.A3L	Test Dates: 10/20/2021 – 04/05/2022	EUT Type: RRU(RT4401)		Page 107 of 286

Low Channel	Port	QPSK	16QAM	64QAM	256QAM
Conducted Power (dBm/10MHz)	0	29.78	29.08	29.58	29.50
	1	29.68	28.88	29.56	29.47
	2	29.96	29.16	29.81	29.60
	3	29.95	29.15	29.72	29.54
Total MIMO Conducted Power (mW/10MHz)		3858.96	3228.16	3706.23	3587.87
Total MIMO Conducted Power (dBm/10MHz)		35.86	35.09	35.69	35.55
Ant. Gain (dBi)		11.00	11.00	11.00	11.00
e.i.r.p (dBm/10MHz)		46.86	46.09	46.69	46.55
e.i.r.p Limit (dBm/10MHz)		47.00	47.00	47.00	47.00
Margin (dB)		-0.14	-0.91	-0.31	-0.45
Mid Channel	Port	QPSK	16QAM	64QAM	256QAM
Conducted Power (dBm/10MHz)	0	29.16	29.34	29.52	29.73
	1	29.14	29.20	29.52	29.67
	2	29.53	29.46	29.72	29.92
	3	29.38	29.35	29.65	29.86
Total MIMO Conducted Power (mW/10MHz)		3408.88	3434.85	3650.86	3816.58
Total MIMO Conducted Power (dBm/10MHz)		35.33	35.36	35.62	35.82
Ant. Gain (dBi)		11.00	11.00	11.00	11.00
e.i.r.p (dBm/10MHz)		46.33	46.36	46.62	46.82
e.i.r.p Limit (dBm/10MHz)		47.00	47.00	47.00	47.00
Margin (dB)		-0.67	-0.64	-0.38	-0.18
High Channel	Port	QPSK	16QAM	64QAM	256QAM
Conducted Power (dBm/10MHz)	0	29.39	29.50	29.17	29.42
	1	29.35	29.44	29.11	29.42
	2	29.45	29.65	29.22	29.50
	3	29.35	29.59	29.20	29.18
Total MIMO Conducted Power (mW/10MHz)		3472.00	3602.76	3308.11	3469.16
Total MIMO Conducted Power (dBm/10MHz)		35.41	35.57	35.20	35.40
Ant. Gain (dBi)		11.00	11.00	11.00	11.00
e.i.r.p (dBm/10MHz)		46.41	46.57	46.20	46.40
e.i.r.p Limit (dBm/10MHz)		47.00	47.00	47.00	47.00
Margin (dB)		-0.59	-0.43	-0.80	-0.60

Table 8-55. Equivalent Isotropic Radiated Power Table (LTE_B48_3C_20M+20M+20M)

FCC: A3LRT4401-48A1		MEASUREMENT REPORT (CERTIFICATION)		Approved by: Technical Manager
Test Report S/N: 8K21101306-R4.A3L	Test Dates: 10/20/2021 – 04/05/2022	EUT Type: RRU(RT4401)		Page 108 of 286

Low Channel	Port	QPSK	16QAM	64QAM	256QAM
Conducted Power (dBm/10MHz)	0	27.84	27.78	28.48	28.29
	1	27.97	27.93	28.59	28.49
	2	27.68	27.89	28.40	28.39
	3	27.95	28.00	28.59	28.59
Total MIMO Conducted Power (mW/10MHz)		2444.62	2466.79	2842.06	2793.86
Total MIMO Conducted Power (dBm/10MHz)		33.88	33.92	34.54	34.46
Ant. Gain (dBi)		12.00	12.00	12.00	12.00
e.i.r.p (dBm/10MHz)		45.88	45.92	46.54	46.46
e.i.r.p Limit (dBm/10MHz)		47.00	47.00	47.00	47.00
Margin (dB)		-1.12	-1.08	-0.46	-0.54
Mid Channel	Port	QPSK	16QAM	64QAM	256QAM
Conducted Power (dBm/10MHz)	0	27.98	27.87	28.06	28.06
	1	28.00	27.96	28.27	28.09
	2	27.63	27.88	27.97	27.92
	3	27.77	27.79	28.20	27.87
Total MIMO Conducted Power (mW/10MHz)		2436.86	2452.46	2598.47	2515.70
Total MIMO Conducted Power (dBm/10MHz)		33.87	33.90	34.15	34.01
Ant. Gain (dBi)		12.00	12.00	12.00	12.00
e.i.r.p (dBm/10MHz)		45.87	45.90	46.15	46.01
e.i.r.p Limit (dBm/10MHz)		47.00	47.00	47.00	47.00
Margin (dB)		-1.13	-1.10	-0.85	-0.99
High Channel	Port	QPSK	16QAM	64QAM	256QAM
Conducted Power (dBm/10MHz)	0	28.19	27.69	27.73	27.74
	1	28.26	27.87	27.92	27.94
	2	27.95	27.52	27.84	27.84
	3	28.06	27.63	28.05	28.09
Total MIMO Conducted Power (mW/10MHz)		2592.53	2344.21	2458.76	2468.90
Total MIMO Conducted Power (dBm/10MHz)		34.14	33.70	33.91	33.93
Ant. Gain (dBi)		12.00	12.00	12.00	12.00
e.i.r.p (dBm/10MHz)		46.14	45.70	45.91	45.93
e.i.r.p Limit (dBm/10MHz)		47.00	47.00	47.00	47.00
Margin (dB)		-0.86	-1.30	-1.09	-1.07

Table 8-56. Equivalent Isotropic Radiated Power Table (LTE_B48_4C_10M+10M+10M+10M)

FCC: A3LRT4401-48A1		MEASUREMENT REPORT (CERTIFICATION)		Approved by: Technical Manager
Test Report S/N: 8K21101306-R4.A3L	Test Dates: 10/20/2021 – 04/05/2022	EUT Type: RRU(RT4401)	Page 109 of 286	

Low Channel	Port	QPSK	16QAM	64QAM	256QAM
Conducted Power (dBm/10MHz)	0	27.88	28.28	28.30	28.29
	1	27.71	28.30	28.14	28.25
	2	27.97	28.23	28.16	28.34
	3	27.91	28.42	28.13	28.25
Total MIMO Conducted Power (mW/10MHz)		2448.59	2709.36	2632.48	2693.55
Total MIMO Conducted Power (dBm/10MHz)		33.89	34.33	34.20	34.30
Ant. Gain (dBi)		12.00	12.00	12.00	12.00
e.i.r.p (dBm/10MHz)		45.89	46.33	46.20	46.30
e.i.r.p Limit (dBm/10MHz)		47.00	47.00	47.00	47.00
Margin (dB)		-1.11	-0.67	-0.80	-0.70
Mid Channel	Port	QPSK	16QAM	64QAM	256QAM
Conducted Power (dBm/10MHz)	0	28.32	28.15	28.32	28.38
	1	28.22	27.90	28.28	28.37
	2	28.45	28.26	28.60	28.20
	3	28.33	27.92	28.43	28.46
Total MIMO Conducted Power (mW/10MHz)		2723.56	2559.05	2773.24	2737.87
Total MIMO Conducted Power (dBm/10MHz)		34.35	34.08	34.43	34.37
Ant. Gain (dBi)		12.00	12.00	12.00	12.00
e.i.r.p (dBm/10MHz)		46.35	46.08	46.43	46.37
e.i.r.p Limit (dBm/10MHz)		47.00	47.00	47.00	47.00
Margin (dB)		-0.65	-0.92	-0.57	-0.63
High Channel	Port	QPSK	16QAM	64QAM	256QAM
Conducted Power (dBm/10MHz)	0	28.33	28.49	28.08	28.10
	1	28.26	28.48	28.01	28.06
	2	28.32	28.46	28.15	28.23
	3	28.40	28.47	28.06	28.27
Total MIMO Conducted Power (mW/10MHz)		2721.69	2815.54	2567.96	2622.09
Total MIMO Conducted Power (dBm/10MHz)		34.35	34.50	34.10	34.19
Ant. Gain (dBi)		12.00	12.00	12.00	12.00
e.i.r.p (dBm/10MHz)		46.35	46.50	46.10	46.19
e.i.r.p Limit (dBm/10MHz)		47.00	47.00	47.00	47.00
Margin (dB)		-0.65	-0.50	-0.90	-0.81

Table 8-57. Equivalent Isotropic Radiated Power Table (LTE_B48_4C_10M+15M+20M+20M)

FCC: A3LRT4401-48A1		MEASUREMENT REPORT (CERTIFICATION)		Approved by: Technical Manager
Test Report S/N: 8K21101306-R4.A3L	Test Dates: 10/20/2021 – 04/05/2022	EUT Type: RRU(RT4401)		Page 110 of 286

Low Channel	Port	QPSK	16QAM	64QAM	256QAM
Conducted Power (dBm/10MHz)	0	28.11	28.03	28.33	28.09
	1	28.06	27.98	28.26	27.97
	2	28.10	28.02	28.30	28.08
	3	28.13	28.07	28.37	28.07
Total MIMO Conducted Power (mW/10MHz)		2582.66	2538.47	2713.81	2554.68
Total MIMO Conducted Power (dBm/10MHz)		34.12	34.05	34.34	34.07
Ant. Gain (dBi)		12.00	12.00	12.00	12.00
e.i.r.p (dBm/10MHz)		46.12	46.05	46.34	46.07
e.i.r.p Limit (dBm/10MHz)		47.00	47.00	47.00	47.00
Margin (dB)		-0.88	-0.95	-0.66	-0.93
Mid Channel	Port	QPSK	16QAM	64QAM	256QAM
Conducted Power (dBm/10MHz)	0	28.33	28.12	28.32	27.95
	1	28.27	28.13	28.29	27.84
	2	28.33	28.21	28.22	28.00
	3	28.35	28.23	28.20	27.96
Total MIMO Conducted Power (mW/10MHz)		2716.88	2626.25	2678.17	2488.00
Total MIMO Conducted Power (dBm/10MHz)		34.34	34.19	34.28	33.96
Ant. Gain (dBi)		12.00	12.00	12.00	12.00
e.i.r.p (dBm/10MHz)		46.34	46.19	46.28	45.96
e.i.r.p Limit (dBm/10MHz)		47.00	47.00	47.00	47.00
Margin (dB)		-0.66	-0.81	-0.72	-1.04
High Channel	Port	QPSK	16QAM	64QAM	256QAM
Conducted Power (dBm/10MHz)	0	28.47	28.44	28.29	28.21
	1	28.34	28.48	28.24	28.14
	2	28.24	28.47	28.41	28.23
	3	28.45	28.47	28.39	28.22
Total MIMO Conducted Power (mW/10MHz)		2752.06	2809.07	2725.00	2642.86
Total MIMO Conducted Power (dBm/10MHz)		34.40	34.49	34.35	34.22
Ant. Gain (dBi)		12.00	12.00	12.00	12.00
e.i.r.p (dBm/10MHz)		46.40	46.49	46.35	46.22
e.i.r.p Limit (dBm/10MHz)		47.00	47.00	47.00	47.00
Margin (dB)		-0.60	-0.51	-0.65	-0.78

Table 8-58. Equivalent Isotropic Radiated Power Table (LTE_B48_4C_10M+20M+20M+20M)

FCC: A3LRT4401-48A1		MEASUREMENT REPORT (CERTIFICATION)		Approved by: Technical Manager
Test Report S/N: 8K21101306-R4.A3L	Test Dates: 10/20/2021 – 04/05/2022	EUT Type: RRU(RT4401)	Page 111 of 286	

Low Channel	Port	QPSK	16QAM	64QAM	256QAM
Conducted Power (dBm/10MHz)	0	28.26	28.42	28.24	28.37
	1	28.28	28.46	28.26	28.36
	2	28.29	28.49	28.39	28.40
	3	28.34	28.38	28.43	28.40
Total MIMO Conducted Power (mW/10MHz)		2699.73	2791.45	2723.56	2756.22
Total MIMO Conducted Power (dBm/10MHz)		34.31	34.46	34.35	34.40
Ant. Gain (dBi)		12.00	12.00	12.00	12.00
e.i.r.p (dBm/10MHz)		46.31	46.46	46.35	46.40
e.i.r.p Limit (dBm/10MHz)		47.00	47.00	47.00	47.00
Margin (dB)		-0.69	-0.54	-0.65	-0.60
Mid Channel	Port	QPSK	16QAM	64QAM	256QAM
Conducted Power (dBm/10MHz)	0	28.28	28.37	28.17	28.34
	1	28.20	28.45	28.19	28.26
	2	28.31	28.45	28.33	28.33
	3	28.27	28.53	28.32	28.38
Total MIMO Conducted Power (mW/10MHz)		2682.74	2799.61	2675.29	2721.64
Total MIMO Conducted Power (dBm/10MHz)		34.29	34.47	34.27	34.35
Ant. Gain (dBi)		12.00	12.00	12.00	12.00
e.i.r.p (dBm/10MHz)		46.29	46.47	46.27	46.35
e.i.r.p Limit (dBm/10MHz)		47.00	47.00	47.00	47.00
Margin (dB)		-0.71	-0.53	-0.73	-0.65
High Channel	Port	QPSK	16QAM	64QAM	256QAM
Conducted Power (dBm/10MHz)	0	28.33	28.33	28.42	28.20
	1	28.35	28.42	28.37	28.17
	2	28.37	28.33	28.51	28.30
	3	28.41	28.48	28.50	28.24
Total MIMO Conducted Power (mW/10MHz)		2745.18	2761.26	2799.62	2659.73
Total MIMO Conducted Power (dBm/10MHz)		34.39	34.41	34.47	34.25
Ant. Gain (dBi)		12.00	12.00	12.00	12.00
e.i.r.p (dBm/10MHz)		46.39	46.41	46.47	46.25
e.i.r.p Limit (dBm/10MHz)		47.00	47.00	47.00	47.00
Margin (dB)		-0.61	-0.59	-0.53	-0.75

Table 8-59. Equivalent Isotropic Radiated Power Table (LTE_B48_4C_15M+20M+20M+20M)

FCC: A3LRT4401-48A1		MEASUREMENT REPORT (CERTIFICATION)		Approved by: Technical Manager
Test Report S/N: 8K21101306-R4.A3L	Test Dates: 10/20/2021 – 04/05/2022	EUT Type: RRU(RT4401)	Page 112 of 286	

Low Channel	Port	QPSK	16QAM	64QAM	256QAM
Conducted Power (dBm/10MHz)	0	28.36	28.04	27.71	28.06
	1	28.39	28.35	27.44	28.21
	2	28.26	28.01	27.60	28.07
	3	28.33	28.25	28.02	28.16
Total MIMO Conducted Power (mW/10MHz)		2726.38	2621.46	2354.14	2597.80
Total MIMO Conducted Power (dBm/10MHz)		34.36	34.19	33.72	34.15
Ant. Gain (dBi)		12.00	12.00	12.00	12.00
e.i.r.p (dBm/10MHz)		46.36	46.19	45.72	46.15
e.i.r.p Limit (dBm/10MHz)		47.00	47.00	47.00	47.00
Margin (dB)		-0.64	-0.81	-1.28	-0.85
Mid Channel	Port	QPSK	16QAM	64QAM	256QAM
Conducted Power (dBm/10MHz)	0	28.41	28.26	28.03	28.46
	1	28.31	28.55	28.26	28.73
	2	28.28	28.12	27.89	28.38
	3	28.89	28.45	28.16	28.56
Total MIMO Conducted Power (mW/10MHz)		2818.51	2734.50	2575.03	2854.35
Total MIMO Conducted Power (dBm/10MHz)		34.50	34.37	34.11	34.56
Ant. Gain (dBi)		12.00	12.00	12.00	12.00
e.i.r.p (dBm/10MHz)		46.50	46.37	46.11	46.56
e.i.r.p Limit (dBm/10MHz)		47.00	47.00	47.00	47.00
Margin (dB)		-0.50	-0.63	-0.89	-0.44
High Channel	Port	QPSK	16QAM	64QAM	256QAM
Conducted Power (dBm/10MHz)	0	28.21	27.84	27.69	27.89
	1	28.36	28.28	27.90	28.06
	2	27.96	27.88	27.57	27.75
	3	28.24	28.11	27.73	27.93
Total MIMO Conducted Power (mW/10MHz)		2639.68	2542.02	2368.49	2471.44
Total MIMO Conducted Power (dBm/10MHz)		34.22	34.05	33.74	33.93
Ant. Gain (dBi)		12.00	12.00	12.00	12.00
e.i.r.p (dBm/10MHz)		46.22	46.05	45.74	45.93
e.i.r.p Limit (dBm/10MHz)		47.00	47.00	47.00	47.00
Margin (dB)		-0.78	-0.95	-1.26	-1.07

Table 8-60. Equivalent Isotropic Radiated Power Table (LTE_B48_4C_20M+20M+20M+20M)

FCC: A3LRT4401-48A1		MEASUREMENT REPORT (CERTIFICATION)		Approved by: Technical Manager
Test Report S/N: 8K21101306-R4.A3L	Test Dates: 10/20/2021 – 04/05/2022	EUT Type: RRU(RT4401)	Page 113 of 286	

Low Channel	Port	QPSK	16QAM	64QAM	256QAM
Conducted Power (dBm/10MHz)	0	30.11	30.18	30.34	30.16
	1	30.23	30.46	30.37	30.27
	2	30.30	30.27	30.44	30.36
	3	30.24	30.18	30.31	30.17
Total MIMO Conducted Power (mW/10MHz)		4208.38	4260.51	4350.98	4228.02
Total MIMO Conducted Power (dBm/10MHz)		36.24	36.29	36.39	36.26
Ant. Gain (dBi)		10.00	10.00	10.00	10.00
e.i.r.p (dBm/10MHz)		46.24	46.29	46.39	46.26
e.i.r.p Limit (dBm/10MHz)		47.00	47.00	47.00	47.00
Margin (dB)		-0.76	-0.71	-0.61	-0.74
Mid Channel	Port	QPSK	16QAM	64QAM	256QAM
Conducted Power (dBm/10MHz)	0	30.05	30.13	30.03	29.99
	1	30.35	30.33	30.34	30.11
	2	30.32	30.30	30.32	30.06
	3	30.28	30.26	30.30	30.00
Total MIMO Conducted Power (mW/10MHz)		4238.57	4242.55	4236.35	4037.26
Total MIMO Conducted Power (dBm/10MHz)		36.27	36.28	36.27	36.06
Ant. Gain (dBi)		10.00	10.00	10.00	10.00
e.i.r.p (dBm/10MHz)		46.27	46.28	46.27	46.06
e.i.r.p Limit (dBm/10MHz)		47.00	47.00	47.00	47.00
Margin (dB)		-0.73	-0.72	-0.73	-0.94
High Channel	Port	QPSK	16QAM	64QAM	256QAM
Conducted Power (dBm/10MHz)	0	30.16	30.26	30.02	30.05
	1	30.18	30.31	30.18	30.21
	2	30.27	30.49	30.35	30.39
	3	30.16	30.31	30.19	30.29
Total MIMO Conducted Power (mW/10MHz)		4181.52	4329.11	4175.58	4224.13
Total MIMO Conducted Power (dBm/10MHz)		36.21	36.36	36.21	36.26
Ant. Gain (dBi)		10.00	10.00	10.00	10.00
e.i.r.p (dBm/10MHz)		46.21	46.36	46.21	46.26
e.i.r.p Limit (dBm/10MHz)		47.00	47.00	47.00	47.00
Margin (dB)		-0.79	-0.64	-0.79	-0.74

Table 8-61. Equivalent Isotropic Radiated Power Table (NR_n48_1C_10M)

FCC: A3LRT4401-48A1		MEASUREMENT REPORT (CERTIFICATION)		Approved by: Technical Manager
Test Report S/N: 8K21101306-R4.A3L	Test Dates: 10/20/2021 – 04/05/2022	EUT Type: RRU(RT4401)	Page 114 of 286	

Low Channel	Port	QPSK	16QAM	64QAM	256QAM
Conducted Power (dBm/10MHz)	0	30.47	30.33	30.41	30.47
	1	30.50	30.49	30.43	30.16
	2	30.61	30.46	30.49	30.20
	3	30.68	30.46	30.04	30.15
Total MIMO Conducted Power (mW/10MHz)		4556.61	4421.85	4331.78	4234.09
Total MIMO Conducted Power (dBm/10MHz)		36.59	36.46	36.37	36.27
Ant. Gain (dBi)		10.00	10.00	10.00	10.00
e.i.r.p (dBm/10MHz)		46.59	46.46	46.37	46.27
e.i.r.p Limit (dBm/10MHz)		47.00	47.00	47.00	47.00
Margin (dB)		-0.41	-0.54	-0.63	-0.73
Mid Channel	Port	QPSK	16QAM	64QAM	256QAM
Conducted Power (dBm/10MHz)	0	30.33	30.41	30.08	30.13
	1	29.95	30.34	30.00	30.24
	2	29.98	30.59	30.07	30.14
	3	29.85	30.46	30.06	29.94
Total MIMO Conducted Power (mW/10MHz)		4028.96	4437.68	4048.75	4106.24
Total MIMO Conducted Power (dBm/10MHz)		36.05	36.47	36.07	36.13
Ant. Gain (dBi)		10.00	10.00	10.00	10.00
e.i.r.p (dBm/10MHz)		46.05	46.47	46.07	46.13
e.i.r.p Limit (dBm/10MHz)		47.00	47.00	47.00	47.00
Margin (dB)		-0.95	-0.53	-0.93	-0.87
High Channel	Port	QPSK	16QAM	64QAM	256QAM
Conducted Power (dBm/10MHz)	0	30.25	30.28	29.93	29.98
	1	30.26	30.38	30.00	29.90
	2	30.29	30.19	30.03	29.83
	3	30.33	30.23	29.92	29.78
Total MIMO Conducted Power (mW/10MHz)		4268.95	4257.14	3972.69	3884.86
Total MIMO Conducted Power (dBm/10MHz)		36.30	36.29	35.99	35.89
Ant. Gain (dBi)		10.00	10.00	10.00	10.00
e.i.r.p (dBm/10MHz)		46.30	46.29	45.99	45.89
e.i.r.p Limit (dBm/10MHz)		47.00	47.00	47.00	47.00
Margin (dB)		-0.70	-0.71	-1.01	-1.11

Table 8-62. Equivalent Isotropic Radiated Power Table (NR_n48_1C_20M)

FCC: A3LRT4401-48A1		MEASUREMENT REPORT (CERTIFICATION)		Approved by: Technical Manager
Test Report S/N: 8K21101306-R4.A3L	Test Dates: 10/20/2021 – 04/05/2022	EUT Type: RRU(RT4401)		Page 115 of 286

Low Channel	Port	QPSK	16QAM	64QAM	256QAM
Conducted Power (dBm/10MHz)	0	29.71	29.46	29.22	29.34
	1	29.82	29.57	29.33	29.44
	2	29.74	29.45	29.21	29.32
	3	29.43	29.18	28.95	29.06
Total MIMO Conducted Power (mW/10MHz)		3713.70	3497.80	3311.56	3398.48
Total MIMO Conducted Power (dBm/10MHz)		35.70	35.44	35.20	35.31
Ant. Gain (dBi)		11.00	11.00	11.00	11.00
e.i.r.p (dBm/10MHz)		46.70	46.44	46.20	46.31
e.i.r.p Limit (dBm/10MHz)		47.00	47.00	47.00	47.00
Margin (dB)		-0.30	-0.56	-0.80	-0.69
Mid Channel	Port	QPSK	16QAM	64QAM	256QAM
Conducted Power (dBm/10MHz)	0	29.11	29.35	28.98	29.17
	1	29.18	29.36	29.12	29.27
	2	29.13	29.25	28.90	29.07
	3	28.96	29.06	28.77	29.04
Total MIMO Conducted Power (mW/10MHz)		3248.16	3370.75	3136.86	3280.23
Total MIMO Conducted Power (dBm/10MHz)		35.12	35.28	34.96	35.16
Ant. Gain (dBi)		11.00	11.00	11.00	11.00
e.i.r.p (dBm/10MHz)		46.12	46.28	45.96	46.16
e.i.r.p Limit (dBm/10MHz)		47.00	47.00	47.00	47.00
Margin (dB)		-0.88	-0.72	-1.04	-0.84
High Channel	Port	QPSK	16QAM	64QAM	256QAM
Conducted Power (dBm/10MHz)	0	29.17	29.12	28.64	28.97
	1	29.16	29.22	28.76	29.09
	2	29.10	29.10	28.61	28.97
	3	28.87	29.00	28.46	28.87
Total MIMO Conducted Power (mW/10MHz)		3233.91	3259.34	2910.32	3159.58
Total MIMO Conducted Power (dBm/10MHz)		35.10	35.13	34.64	35.00
Ant. Gain (dBi)		11.00	11.00	11.00	11.00
e.i.r.p (dBm/10MHz)		46.10	46.13	45.64	46.00
e.i.r.p Limit (dBm/10MHz)		47.00	47.00	47.00	47.00
Margin (dB)		-0.90	-0.87	-1.36	-1.00

Table 8-63. Equivalent Isotropic Radiated Power Table (NR_n48_1C_30M)

FCC: A3LRT4401-48A1		MEASUREMENT REPORT (CERTIFICATION)		Approved by: Technical Manager
Test Report S/N: 8K21101306-R4.A3L	Test Dates: 10/20/2021 – 04/05/2022	EUT Type: RRU(RT4401)		Page 116 of 286

Low Channel	Port	QPSK	16QAM	64QAM	256QAM
Conducted Power (dBm/10MHz)	0	29.22	28.46	29.20	29.08
	1	29.29	28.43	28.99	28.98
	2	28.92	28.82	29.45	29.34
	3	29.07	28.71	29.24	29.33
Total MIMO Conducted Power (mW/10MHz)		3271.85	2903.18	3344.77	3315.83
Total MIMO Conducted Power (dBm/10MHz)		35.15	34.63	35.24	35.21
Ant. Gain (dBi)		11.00	11.00	11.00	11.00
e.i.r.p (dBm/10MHz)		46.15	45.63	46.24	46.21
e.i.r.p Limit (dBm/10MHz)		47.00	47.00	47.00	47.00
Margin (dB)		-0.85	-1.37	-0.76	-0.79
Mid Channel	Port	QPSK	16QAM	64QAM	256QAM
Conducted Power (dBm/10MHz)	0	28.97	28.64	29.23	29.03
	1	29.22	28.74	29.33	29.27
	2	28.69	29.13	29.30	29.27
	3	28.80	28.83	29.28	29.21
Total MIMO Conducted Power (mW/10MHz)		3122.65	3061.61	3392.93	3324.07
Total MIMO Conducted Power (dBm/10MHz)		34.95	34.86	35.31	35.22
Ant. Gain (dBi)		11.00	11.00	11.00	11.00
e.i.r.p (dBm/10MHz)		45.95	45.86	46.31	46.22
e.i.r.p Limit (dBm/10MHz)		47.00	47.00	47.00	47.00
Margin (dB)		-1.05	-1.14	-0.69	-0.78
High Channel	Port	QPSK	16QAM	64QAM	256QAM
Conducted Power (dBm/10MHz)	0	28.90	29.05	28.56	28.58
	1	28.94	29.06	28.49	28.63
	2	28.97	29.10	28.98	28.62
	3	28.91	29.09	28.90	28.56
Total MIMO Conducted Power (mW/10MHz)		3126.57	3232.70	2991.04	2896.14
Total MIMO Conducted Power (dBm/10MHz)		34.95	35.10	34.76	34.62
Ant. Gain (dBi)		11.00	11.00	11.00	11.00
e.i.r.p (dBm/10MHz)		45.95	46.10	45.76	45.62
e.i.r.p Limit (dBm/10MHz)		47.00	47.00	47.00	47.00
Margin (dB)		-1.05	-0.90	-1.24	-1.38

Table 8-64. Equivalent Isotropic Radiated Power Table (NR_n48_1C_40M)

FCC: A3LRT4401-48A1		MEASUREMENT REPORT (CERTIFICATION)		Approved by: Technical Manager
Test Report S/N: 8K21101306-R4.A3L	Test Dates: 10/20/2021 – 04/05/2022	EUT Type: RRU(RT4401)		Page 117 of 286

Low Channel	Port	QPSK	16QAM	64QAM	256QAM
Conducted Power (dBm/10MHz)	0	29.32	29.03	29.44	29.73
	1	29.32	29.13	29.56	29.74
	2	29.43	29.11	29.56	29.71
	3	29.21	28.94	29.35	29.52
Total MIMO Conducted Power (mW/10MHz)		3420.82	3216.43	3547.32	3712.38
Total MIMO Conducted Power (dBm/10MHz)		35.34	35.07	35.50	35.70
Ant. Gain (dBi)		11.00	11.00	11.00	11.00
e.i.r.p (dBm/10MHz)		46.34	46.07	46.50	46.70
e.i.r.p Limit (dBm/10MHz)		47.00	47.00	47.00	47.00
Margin (dB)		-0.66	-0.93	-0.50	-0.30
Mid Channel	Port	QPSK	16QAM	64QAM	256QAM
Conducted Power (dBm/10MHz)	0	29.47	29.43	29.66	28.63
	1	29.33	29.43	29.79	28.82
	2	29.44	29.36	29.68	28.85
	3	29.36	29.23	29.55	28.75
Total MIMO Conducted Power (mW/10MHz)		3484.15	3454.51	3708.03	3008.79
Total MIMO Conducted Power (dBm/10MHz)		35.42	35.38	35.69	34.78
Ant. Gain (dBi)		11.00	11.00	11.00	11.00
e.i.r.p (dBm/10MHz)		46.42	46.38	46.69	45.78
e.i.r.p Limit (dBm/10MHz)		47.00	47.00	47.00	47.00
Margin (dB)		-0.58	-0.62	-0.31	-1.22
High Channel	Port	QPSK	16QAM	64QAM	256QAM
Conducted Power (dBm/10MHz)	0	29.47	29.45	29.06	29.45
	1	29.49	29.34	29.04	29.47
	2	29.54	29.50	29.02	29.51
	3	29.47	29.38	28.83	29.36
Total MIMO Conducted Power (mW/10MHz)		3558.93	3498.28	3168.89	3522.45
Total MIMO Conducted Power (dBm/10MHz)		35.51	35.44	35.01	35.47
Ant. Gain (dBi)		11.00	11.00	11.00	11.00
e.i.r.p (dBm/10MHz)		46.51	46.44	46.01	46.47
e.i.r.p Limit (dBm/10MHz)		47.00	47.00	47.00	47.00
Margin (dB)		-0.49	-0.56	-0.99	-0.53

Table 8-65. Equivalent Isotropic Radiated Power Table (NR_n48_2C_10M+10M)

FCC: A3LRT4401-48A1		MEASUREMENT REPORT (CERTIFICATION)		Approved by: Technical Manager
Test Report S/N: 8K21101306-R4.A3L	Test Dates: 10/20/2021 – 04/05/2022	EUT Type: RRU(RT4401)	Page 118 of 286	

Low Channel	Port	QPSK	16QAM	64QAM	256QAM
Conducted Power (dBm/10MHz)	0	29.71	29.43	29.76	29.73
	1	29.77	29.53	29.78	29.73
	2	29.76	29.54	29.79	29.84
	3	29.42	29.52	29.70	29.57
Total MIMO Conducted Power (mW/10MHz)		3705.05	3569.29	3782.89	3749.01
Total MIMO Conducted Power (dBm/10MHz)		35.69	35.53	35.78	35.74
Ant. Gain (dBi)		11.00	11.00	11.00	11.00
e.i.r.p (dBm/10MHz)		46.69	46.53	46.78	46.74
e.i.r.p Limit (dBm/10MHz)		47.00	47.00	47.00	47.00
Margin (dB)		-0.31	-0.47	-0.22	-0.26
Mid Channel	Port	QPSK	16QAM	64QAM	256QAM
Conducted Power (dBm/10MHz)	0	29.29	29.27	29.06	28.83
	1	29.40	29.25	29.22	29.00
	2	29.54	29.29	29.01	28.83
	3	29.26	29.24	28.89	28.69
Total MIMO Conducted Power (mW/10MHz)		3462.98	3375.31	3211.60	3061.61
Total MIMO Conducted Power (dBm/10MHz)		35.39	35.28	35.07	34.86
Ant. Gain (dBi)		11.00	11.00	11.00	11.00
e.i.r.p (dBm/10MHz)		46.39	46.28	46.07	45.86
e.i.r.p Limit (dBm/10MHz)		47.00	47.00	47.00	47.00
Margin (dB)		-0.61	-0.72	-0.93	-1.14
High Channel	Port	QPSK	16QAM	64QAM	256QAM
Conducted Power (dBm/10MHz)	0	29.10	29.33	29.13	29.51
	1	29.16	29.32	28.92	29.41
	2	29.10	29.29	28.98	29.49
	3	28.95	29.14	28.91	29.34
Total MIMO Conducted Power (mW/10MHz)		3235.03	3381.64	3167.01	3514.49
Total MIMO Conducted Power (dBm/10MHz)		35.10	35.29	35.01	35.46
Ant. Gain (dBi)		11.00	11.00	11.00	11.00
e.i.r.p (dBm/10MHz)		46.10	46.29	46.01	46.46
e.i.r.p Limit (dBm/10MHz)		47.00	47.00	47.00	47.00
Margin (dB)		-0.90	-0.71	-0.99	-0.54

Table 8-66. Equivalent Isotropic Radiated Power Table (NR_n48_2C_10M+20M)

FCC: A3LRT4401-48A1		MEASUREMENT REPORT (CERTIFICATION)		Approved by: Technical Manager
Test Report S/N: 8K21101306-R4.A3L	Test Dates: 10/20/2021 – 04/05/2022	EUT Type: RRU(RT4401)		Page 119 of 286

Low Channel	Port	QPSK	16QAM	64QAM	256QAM
Conducted Power (dBm/10MHz)	0	28.38	28.31	28.45	28.30
	1	28.38	28.59	28.61	28.55
	2	28.32	28.53	28.55	28.50
	3	28.06	28.25	28.37	28.22
Total MIMO Conducted Power (mW/10MHz)		2696.24	2781.61	2829.16	2763.92
Total MIMO Conducted Power (dBm/10MHz)		34.31	34.44	34.52	34.42
Ant. Gain (dBi)		12.00	12.00	12.00	12.00
e.i.r.p (dBm/10MHz)		46.31	46.44	46.52	46.42
e.i.r.p Limit (dBm/10MHz)		47.00	47.00	47.00	47.00
Margin (dB)		-0.69	-0.56	-0.48	-0.58
Mid Channel	Port	QPSK	16QAM	64QAM	256QAM
Conducted Power (dBm/10MHz)	0	28.25	28.52	27.88	27.95
	1	28.49	28.63	27.98	27.85
	2	28.42	28.55	27.77	27.66
	3	28.08	28.31	27.78	27.37
Total MIMO Conducted Power (mW/10MHz)		2712.37	2834.46	2440.02	2362.47
Total MIMO Conducted Power (dBm/10MHz)		34.33	34.52	33.87	33.73
Ant. Gain (dBi)		12.00	12.00	12.00	12.00
e.i.r.p (dBm/10MHz)		46.33	46.52	45.87	45.73
e.i.r.p Limit (dBm/10MHz)		47.00	47.00	47.00	47.00
Margin (dB)		-0.67	-0.48	-1.13	-1.27
High Channel	Port	QPSK	16QAM	64QAM	256QAM
Conducted Power (dBm/10MHz)	0	28.04	28.28	27.74	28.36
	1	28.10	28.30	27.79	28.46
	2	27.96	28.14	27.64	28.30
	3	27.89	28.11	27.54	28.02
Total MIMO Conducted Power (mW/10MHz)		2522.80	2647.83	2343.77	2696.90
Total MIMO Conducted Power (dBm/10MHz)		34.02	34.23	33.70	34.31
Ant. Gain (dBi)		12.00	12.00	12.00	12.00
e.i.r.p (dBm/10MHz)		46.02	46.23	45.70	46.31
e.i.r.p Limit (dBm/10MHz)		47.00	47.00	47.00	47.00
Margin (dB)		-0.98	-0.77	-1.30	-0.69

Table 8-67. Equivalent Isotropic Radiated Power Table (NR_n48_2C_10M+30M)

FCC: A3LRT4401-48A1		MEASUREMENT REPORT (CERTIFICATION)		Approved by: Technical Manager
Test Report S/N: 8K21101306-R4.A3L	Test Dates: 10/20/2021 – 04/05/2022	EUT Type: RRU(RT4401)		Page 120 of 286

Low Channel	Port	QPSK	16QAM	64QAM	256QAM
Conducted Power (dBm/10MHz)	0	28.50	28.07	28.73	28.94
	1	28.48	28.19	28.72	28.88
	2	28.39	27.99	28.42	28.91
	3	28.37	28.05	28.62	28.75
Total MIMO Conducted Power (mW/10MHz)		2789.95	2568.15	2913.98	3084.04
Total MIMO Conducted Power (dBm/10MHz)		34.46	34.10	34.64	34.89
Ant. Gain (dBi)		12.00	12.00	12.00	12.00
e.i.r.p (dBm/10MHz)		46.46	46.10	46.64	46.89
e.i.r.p Limit (dBm/10MHz)		47.00	47.00	47.00	47.00
Margin (dB)		-0.54	-0.90	-0.36	-0.11
Mid Channel	Port	QPSK	16QAM	64QAM	256QAM
Conducted Power (dBm/10MHz)	0	28.56	28.02	28.62	28.34
	1	28.63	28.18	28.67	28.35
	2	28.26	27.88	28.52	28.31
	3	27.99	27.55	28.25	27.92
Total MIMO Conducted Power (mW/10MHz)		2746.64	2474.14	2843.54	2663.33
Total MIMO Conducted Power (dBm/10MHz)		34.39	33.93	34.54	34.25
Ant. Gain (dBi)		12.00	12.00	12.00	12.00
e.i.r.p (dBm/10MHz)		46.39	45.93	46.54	46.25
e.i.r.p Limit (dBm/10MHz)		47.00	47.00	47.00	47.00
Margin (dB)		-0.61	-1.07	-0.46	-0.75
High Channel	Port	QPSK	16QAM	64QAM	256QAM
Conducted Power (dBm/10MHz)	0	28.23	28.13	27.65	27.62
	1	28.17	28.25	27.77	27.58
	2	28.10	28.25	27.85	27.51
	3	27.80	28.05	27.76	27.37
Total MIMO Conducted Power (mW/10MHz)		2569.63	2625.08	2387.09	2260.29
Total MIMO Conducted Power (dBm/10MHz)		34.10	34.19	33.78	33.54
Ant. Gain (dBi)		12.00	12.00	12.00	12.00
e.i.r.p (dBm/10MHz)		46.10	46.19	45.78	45.54
e.i.r.p Limit (dBm/10MHz)		47.00	47.00	47.00	47.00
Margin (dB)		-0.90	-0.81	-1.22	-1.46

Table 8-68. Equivalent Isotropic Radiated Power Table (NR_n48_2C_10M+40M)

FCC: A3LRT4401-48A1		MEASUREMENT REPORT (CERTIFICATION)		Approved by: Technical Manager
Test Report S/N: 8K21101306-R4.A3L	Test Dates: 10/20/2021 – 04/05/2022	EUT Type: RRU(RT4401)		Page 121 of 286

Low Channel	Port	QPSK	16QAM	64QAM	256QAM
Conducted Power (dBm/10MHz)	0	28.18	28.36	28.59	28.36
	1	28.52	28.44	28.82	28.55
	2	28.31	28.57	28.80	28.57
	3	28.10	28.27	28.60	28.29
Total MIMO Conducted Power (mW/10MHz)		2692.17	2774.60	2967.86	2795.61
Total MIMO Conducted Power (dBm/10MHz)		34.30	34.43	34.72	34.46
Ant. Gain (dBi)		12.00	12.00	12.00	12.00
e.i.r.p (dBm/10MHz)		46.30	46.43	46.72	46.46
e.i.r.p Limit (dBm/10MHz)		47.00	47.00	47.00	47.00
Margin (dB)		-0.70	-0.57	-0.28	-0.54
Mid Channel	Port	QPSK	16QAM	64QAM	256QAM
Conducted Power (dBm/10MHz)	0	28.54	27.83	27.91	27.86
	1	28.74	27.86	27.91	27.84
	2	28.40	27.94	27.89	27.86
	3	28.13	27.77	27.66	27.52
Total MIMO Conducted Power (mW/10MHz)		2804.63	2438.39	2434.65	2394.96
Total MIMO Conducted Power (dBm/10MHz)		34.48	33.87	33.86	33.79
Ant. Gain (dBi)		12.00	12.00	12.00	12.00
e.i.r.p (dBm/10MHz)		46.48	45.87	45.86	45.79
e.i.r.p Limit (dBm/10MHz)		47.00	47.00	47.00	47.00
Margin (dB)		-0.52	-1.13	-1.14	-1.21
High Channel	Port	QPSK	16QAM	64QAM	256QAM
Conducted Power (dBm/10MHz)	0	28.09	28.30	28.28	27.99
	1	28.16	28.37	28.38	28.07
	2	28.21	28.46	28.44	28.09
	3	28.11	28.25	28.25	27.93
Total MIMO Conducted Power (mW/10MHz)		2608.16	2732.95	2728.21	2535.75
Total MIMO Conducted Power (dBm/10MHz)		34.16	34.37	34.36	34.04
Ant. Gain (dBi)		12.00	12.00	12.00	12.00
e.i.r.p (dBm/10MHz)		46.16	46.37	46.36	46.04
e.i.r.p Limit (dBm/10MHz)		47.00	47.00	47.00	47.00
Margin (dB)		-0.84	-0.63	-0.64	-0.96

Table 8-69. Equivalent Isotropic Radiated Power Table (NR_n48_2C_20M+40M)

FCC: A3LRT4401-48A1		MEASUREMENT REPORT (CERTIFICATION)		Approved by: Technical Manager
Test Report S/N: 8K21101306-R4.A3L	Test Dates: 10/20/2021 – 04/05/2022	EUT Type: RRU(RT4401)		Page 122 of 286

Low Channel	Port	QPSK	16QAM	64QAM	256QAM
Conducted Power (dBm/10MHz)	0	28.76	28.35	28.28	28.83
	1	28.65	28.19	28.55	28.87
	2	28.83	28.31	28.47	28.88
	3	28.46	28.05	28.12	28.63
Total MIMO Conducted Power (mW/10MHz)		2949.74	2658.99	2740.83	3036.88
Total MIMO Conducted Power (dBm/10MHz)		34.70	34.25	34.38	34.82
Ant. Gain (dBi)		12.00	12.00	12.00	12.00
e.i.r.p (dBm/10MHz)		46.70	46.25	46.38	46.82
e.i.r.p Limit (dBm/10MHz)		47.00	47.00	47.00	47.00
Margin (dB)		-0.30	-0.75	-0.62	-0.18
Mid Channel	Port	QPSK	16QAM	64QAM	256QAM
Conducted Power (dBm/10MHz)	0	28.85	28.43	27.96	28.45
	1	28.96	28.45	28.08	28.36
	2	28.81	28.33	28.03	28.35
	3	28.67	28.26	27.98	28.35
Total MIMO Conducted Power (mW/10MHz)		3050.94	2747.12	2531.25	2753.15
Total MIMO Conducted Power (dBm/10MHz)		34.84	34.39	34.03	34.40
Ant. Gain (dBi)		12.00	12.00	12.00	12.00
e.i.r.p (dBm/10MHz)		46.84	46.39	46.03	46.40
e.i.r.p Limit (dBm/10MHz)		47.00	47.00	47.00	47.00
Margin (dB)		-0.16	-0.61	-0.97	-0.60
High Channel	Port	QPSK	16QAM	64QAM	256QAM
Conducted Power (dBm/10MHz)	0	27.97	28.12	28.04	28.34
	1	27.89	27.96	27.98	28.10
	2	28.01	27.98	28.09	28.09
	3	27.94	27.91	27.90	28.10
Total MIMO Conducted Power (mW/10MHz)		2496.50	2519.88	2525.62	2617.82
Total MIMO Conducted Power (dBm/10MHz)		33.97	34.01	34.02	34.18
Ant. Gain (dBi)		12.00	12.00	12.00	12.00
e.i.r.p (dBm/10MHz)		45.97	46.01	46.02	46.18
e.i.r.p Limit (dBm/10MHz)		47.00	47.00	47.00	47.00
Margin (dB)		-1.03	-0.99	-0.98	-0.82

Table 8-70. Equivalent Isotropic Radiated Power Table (NR_n48_2C_30M+40M)

FCC: A3LRT4401-48A1		MEASUREMENT REPORT (CERTIFICATION)		Approved by: Technical Manager
Test Report S/N: 8K21101306-R4.A3L	Test Dates: 10/20/2021 – 04/05/2022	EUT Type: RRU(RT4401)		Page 123 of 286

Low Channel	Port	QPSK	16QAM	64QAM	256QAM
Conducted Power (dBm/10MHz)	0	28.28	28.14	28.27	27.79
	1	28.41	28.30	28.37	27.97
	2	28.33	28.29	28.23	27.78
	3	28.26	28.03	28.22	27.81
Total MIMO Conducted Power (mW/10MHz)		2717.06	2637.57	2687.51	2431.53
Total MIMO Conducted Power (dBm/10MHz)		34.34	34.21	34.29	33.86
Ant. Gain (dBi)		12.00	12.00	12.00	12.00
e.i.r.p (dBm/10MHz)		46.34	46.21	46.29	45.86
e.i.r.p Limit (dBm/10MHz)		47.00	47.00	47.00	47.00
Margin (dB)		-0.66	-0.79	-0.71	-1.14
Mid Channel	Port	QPSK	16QAM	64QAM	256QAM
Conducted Power (dBm/10MHz)	0	28.18	28.08	28.32	27.99
	1	28.27	28.14	28.57	28.09
	2	28.06	28.01	28.42	27.98
	3	28.08	28.02	28.33	27.93
Total MIMO Conducted Power (mW/10MHz)		2611.51	2560.60	2774.45	2522.60
Total MIMO Conducted Power (dBm/10MHz)		34.17	34.08	34.43	34.02
Ant. Gain (dBi)		12.00	12.00	12.00	12.00
e.i.r.p (dBm/10MHz)		46.17	46.08	46.43	46.02
e.i.r.p Limit (dBm/10MHz)		47.00	47.00	47.00	47.00
Margin (dB)		-0.83	-0.92	-0.57	-0.98
High Channel	Port	QPSK	16QAM	64QAM	256QAM
Conducted Power (dBm/10MHz)	0	28.26	28.05	28.37	28.03
	1	28.29	28.02	28.47	28.13
	2	28.23	28.20	28.43	28.08
	3	28.31	28.06	28.41	28.07
Total MIMO Conducted Power (mW/10MHz)		2687.33	2572.56	2780.19	2569.36
Total MIMO Conducted Power (dBm/10MHz)		34.29	34.10	34.44	34.10
Ant. Gain (dBi)		12.00	12.00	12.00	12.00
e.i.r.p (dBm/10MHz)		46.29	46.10	46.44	46.10
e.i.r.p Limit (dBm/10MHz)		47.00	47.00	47.00	47.00
Margin (dB)		-0.71	-0.90	-0.56	-0.90

Table 8-71. Equivalent Isotropic Radiated Power Table (NR_n48_2C_40M+40M)

FCC: A3LRT4401-48A1		MEASUREMENT REPORT (CERTIFICATION)		Approved by: Technical Manager
Test Report S/N: 8K21101306-R4.A3L	Test Dates: 10/20/2021 – 04/05/2022	EUT Type: RRU(RT4401)		Page 124 of 286

Low Channel	Port	QPSK	16QAM	64QAM	256QAM
Conducted Power (dBm/10MHz)	0	28.99	29.02	28.80	29.71
	1	28.91	29.01	28.76	29.64
	2	29.36	29.24	29.17	29.32
	3	29.30	29.12	29.20	29.04
Total MIMO Conducted Power (mW/10MHz)		3284.65	3250.20	3168.00	3512.60
Total MIMO Conducted Power (dBm/10MHz)		35.16	35.12	35.01	35.46
Ant. Gain (dBi)		11.00	11.00	11.00	11.00
e.i.r.p (dBm/10MHz)		46.16	46.12	46.01	46.46
e.i.r.p Limit (dBm/10MHz)		47.00	47.00	47.00	47.00
Margin (dB)		-0.84	-0.88	-0.99	-0.54
Mid Channel	Port	QPSK	16QAM	64QAM	256QAM
Conducted Power (dBm/10MHz)	0	29.49	29.42	29.13	29.41
	1	29.46	29.35	29.21	29.53
	2	29.77	29.15	29.71	29.41
	3	29.78	29.34	29.67	29.38
Total MIMO Conducted Power (mW/10MHz)		3671.30	3417.23	3514.38	3510.33
Total MIMO Conducted Power (dBm/10MHz)		35.65	35.34	35.46	35.45
Ant. Gain (dBi)		11.00	11.00	11.00	11.00
e.i.r.p (dBm/10MHz)		46.65	46.34	46.46	46.45
e.i.r.p Limit (dBm/10MHz)		47.00	47.00	47.00	47.00
Margin (dB)		-0.35	-0.66	-0.54	-0.55
High Channel	Port	QPSK	16QAM	64QAM	256QAM
Conducted Power (dBm/10MHz)	0	29.12	29.46	29.11	28.78
	1	29.14	29.59	29.21	28.85
	2	29.75	28.78	29.84	29.51
	3	29.83	29.01	29.90	29.55
Total MIMO Conducted Power (mW/10MHz)		3542.61	3344.24	3589.45	3317.33
Total MIMO Conducted Power (dBm/10MHz)		35.49	35.24	35.55	35.21
Ant. Gain (dBi)		11.00	11.00	11.00	11.00
e.i.r.p (dBm/10MHz)		46.49	46.24	46.55	46.21
e.i.r.p Limit (dBm/10MHz)		47.00	47.00	47.00	47.00
Margin (dB)		-0.51	-0.76	-0.45	-0.79

Table 8-72. Equivalent Isotropic Radiated Power Table (LTE_B48_1C + NR_n48_1C_10M+10M)

FCC: A3LRT4401-48A1		MEASUREMENT REPORT (CERTIFICATION)		Approved by: Technical Manager
Test Report S/N: 8K21101306-R4.A3L	Test Dates: 10/20/2021 – 04/05/2022	EUT Type: RRU(RT4401)		Page 125 of 286

Low Channel	Port	QPSK	16QAM	64QAM	256QAM
Conducted Power (dBm/10MHz)	0	27.98	28.57	28.58	28.12
	1	28.13	28.64	28.66	28.18
	2	28.69	28.53	28.51	28.60
	3	28.63	28.49	28.42	28.57
Total MIMO Conducted Power (mW/10MHz)		2747.25	2869.76	2860.22	2750.18
Total MIMO Conducted Power (dBm/10MHz)		34.39	34.58	34.56	34.39
Ant. Gain (dBi)		12.00	12.00	12.00	12.00
e.i.r.p (dBm/10MHz)		46.39	46.58	46.56	46.39
e.i.r.p Limit (dBm/10MHz)		47.00	47.00	47.00	47.00
Margin (dB)		-0.61	-0.42	-0.44	-0.61
Mid Channel	Port	QPSK	16QAM	64QAM	256QAM
Conducted Power (dBm/10MHz)	0	28.08	28.49	28.47	28.23
	1	28.13	28.90	28.51	28.22
	2	28.65	28.63	28.51	28.74
	3	28.61	28.46	28.48	28.60
Total MIMO Conducted Power (mW/10MHz)		2751.75	2913.48	2826.92	2801.62
Total MIMO Conducted Power (dBm/10MHz)		34.40	34.64	34.51	34.47
Ant. Gain (dBi)		12.00	12.00	12.00	12.00
e.i.r.p (dBm/10MHz)		46.40	46.64	46.51	46.47
e.i.r.p Limit (dBm/10MHz)		47.00	47.00	47.00	47.00
Margin (dB)		-0.60	-0.36	-0.49	-0.53
High Channel	Port	QPSK	16QAM	64QAM	256QAM
Conducted Power (dBm/10MHz)	0	28.56	28.33	28.09	28.31
	1	28.49	28.28	28.09	28.31
	2	28.40	28.42	28.49	28.96
	3	28.42	28.36	28.61	28.67
Total MIMO Conducted Power (mW/10MHz)		2810.97	2734.26	2720.76	2878.54
Total MIMO Conducted Power (dBm/10MHz)		34.49	34.37	34.35	34.59
Ant. Gain (dBi)		12.00	12.00	12.00	12.00
e.i.r.p (dBm/10MHz)		46.49	46.37	46.35	46.59
e.i.r.p Limit (dBm/10MHz)		47.00	47.00	47.00	47.00
Margin (dB)		-0.51	-0.63	-0.65	-0.41

Table 8-73. Equivalent Isotropic Radiated Power Table (LTE_B48_1C + NR_n48_1C_20M+40M)

FCC: A3LRT4401-48A1		MEASUREMENT REPORT (CERTIFICATION)		Approved by: Technical Manager
Test Report S/N: 8K21101306-R4.A3L	Test Dates: 10/20/2021 – 04/05/2022	EUT Type: RRU(RT4401)		Page 126 of 286

Low Channel	Port	QPSK	16QAM	64QAM	256QAM
Conducted Power (dBm/10MHz)	0	29.46	29.28	29.71	29.22
	1	29.45	29.14	29.73	29.15
	2	29.88	29.43	29.41	29.56
	3	29.87	29.55	29.55	29.54
Total MIMO Conducted Power (mW/10MHz)		3707.39	3446.15	3649.67	3460.99
Total MIMO Conducted Power (dBm/10MHz)		35.69	35.37	35.62	35.39
Ant. Gain (dBi)		11.00	11.00	11.00	11.00
e.i.r.p (dBm/10MHz)		46.69	46.37	46.62	46.39
e.i.r.p Limit (dBm/10MHz)		47.00	47.00	47.00	47.00
Margin (dB)		-0.31	-0.63	-0.38	-0.61
Mid Channel	Port	QPSK	16QAM	64QAM	256QAM
Conducted Power (dBm/10MHz)	0	29.36	29.14	29.34	29.30
	1	29.43	29.06	29.42	29.38
	2	29.82	29.59	29.93	29.86
	3	29.86	29.56	29.87	29.83
Total MIMO Conducted Power (mW/10MHz)		3667.66	3439.29	3688.52	3647.99
Total MIMO Conducted Power (dBm/10MHz)		35.64	35.36	35.67	35.62
Ant. Gain (dBi)		11.00	11.00	11.00	11.00
e.i.r.p (dBm/10MHz)		46.64	46.36	46.67	46.62
e.i.r.p Limit (dBm/10MHz)		47.00	47.00	47.00	47.00
Margin (dB)		-0.36	-0.64	-0.33	-0.38
High Channel	Port	QPSK	16QAM	64QAM	256QAM
Conducted Power (dBm/10MHz)	0	29.29	29.05	29.58	29.80
	1	29.39	29.04	29.62	29.80
	2	29.30	29.49	29.36	29.62
	3	29.41	29.68	29.51	29.83
Total MIMO Conducted Power (mW/10MHz)		3442.25	3423.37	3580.33	3787.82
Total MIMO Conducted Power (dBm/10MHz)		35.37	35.34	35.54	35.78
Ant. Gain (dBi)		11.00	11.00	11.00	11.00
e.i.r.p (dBm/10MHz)		46.37	46.34	46.54	46.78
e.i.r.p Limit (dBm/10MHz)		47.00	47.00	47.00	47.00
Margin (dB)		-0.63	-0.66	-0.46	-0.22

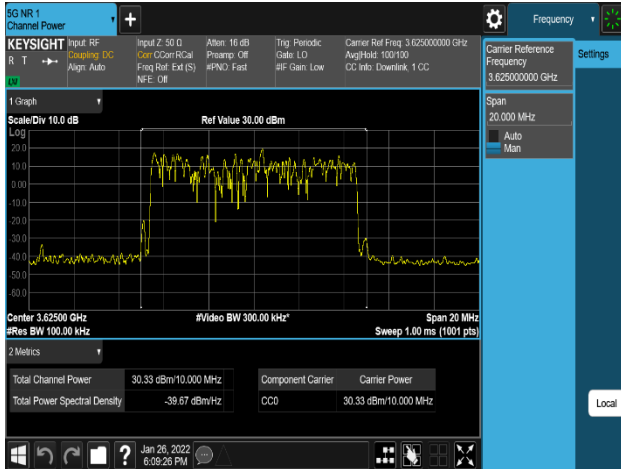
Table 8-74. Equivalent Isotropic Radiated Power Table (LTE_B48_2C + NR_n48_1C_10M+10M+10M)

FCC: A3LRT4401-48A1		MEASUREMENT REPORT (CERTIFICATION)		Approved by: Technical Manager
Test Report S/N: 8K21101306-R4.A3L	Test Dates: 10/20/2021 – 04/05/2022	EUT Type: RRU(RT4401)		Page 127 of 286

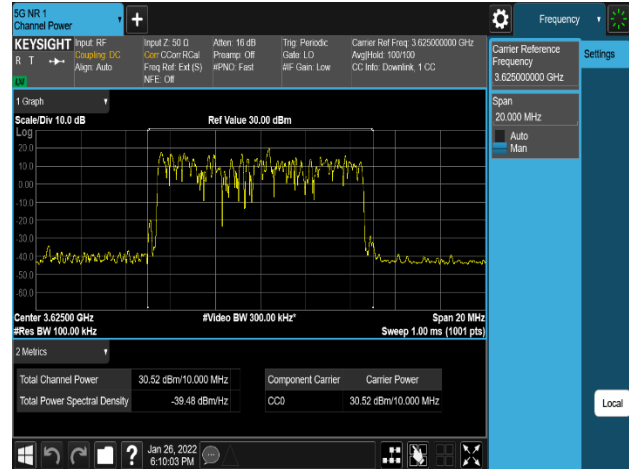
Low Channel	Port	QPSK	16QAM	64QAM	256QAM
Conducted Power (dBm/10MHz)	0	28.49	28.59	28.70	28.15
	1	28.55	28.56	28.70	28.19
	2	28.45	28.44	28.66	28.80
	3	28.49	28.45	28.63	28.71
Total MIMO Conducted Power (mW/10MHz)		2828.62	2838.64	2946.59	2813.90
Total MIMO Conducted Power (dBm/10MHz)		34.52	34.53	34.69	34.49
Ant. Gain (dBi)		12.00	12.00	12.00	12.00
e.i.r.p (dBm/10MHz)		46.52	46.53	46.69	46.49
e.i.r.p Limit (dBm/10MHz)		47.00	47.00	47.00	47.00
Margin (dB)		-0.48	-0.47	-0.31	-0.51
Mid Channel	Port	QPSK	16QAM	64QAM	256QAM
Conducted Power (dBm/10MHz)	0	28.07	28.87	28.35	28.30
	1	28.15	28.80	28.45	28.30
	2	28.71	28.85	28.53	28.70
	3	28.65	28.88	28.47	28.52
Total MIMO Conducted Power (mW/10MHz)		2770.18	3069.52	2799.68	2804.69
Total MIMO Conducted Power (dBm/10MHz)		34.43	34.87	34.47	34.48
Ant. Gain (dBi)		12.00	12.00	12.00	12.00
e.i.r.p (dBm/10MHz)		46.43	46.87	46.47	46.48
e.i.r.p Limit (dBm/10MHz)		47.00	47.00	47.00	47.00
Margin (dB)		-0.57	-0.13	-0.53	-0.52
High Channel	Port	QPSK	16QAM	64QAM	256QAM
Conducted Power (dBm/10MHz)	0	28.46	28.38	28.06	28.00
	1	28.56	28.33	28.08	28.08
	2	28.38	28.64	28.62	28.53
	3	28.19	28.45	28.67	28.45
Total MIMO Conducted Power (mW/10MHz)		2767.08	2800.40	2746.41	2686.34
Total MIMO Conducted Power (dBm/10MHz)		34.42	34.47	34.39	34.29
Ant. Gain (dBi)		12.00	12.00	12.00	12.00
e.i.r.p (dBm/10MHz)		46.42	46.47	46.39	46.29
e.i.r.p Limit (dBm/10MHz)		47.00	47.00	47.00	47.00
Margin (dB)		-0.58	-0.53	-0.61	-0.71

Table 8-75. Equivalent Isotropic Radiated Power Table (LTE_B48_2C + NR_n48_1C_20M+20M+40M)

FCC: A3LRT4401-48A1		MEASUREMENT REPORT (CERTIFICATION)		Approved by: Technical Manager
Test Report S/N: 8K21101306-R4.A3L	Test Dates: 10/20/2021 – 04/05/2022	EUT Type: RRU(RT4401)		Page 128 of 286



Plot 8-211. Equivalent Isotropic Radiated Power Plot (LTE_B48_1C_10M_256QAM - Mid Channel, Port 0)



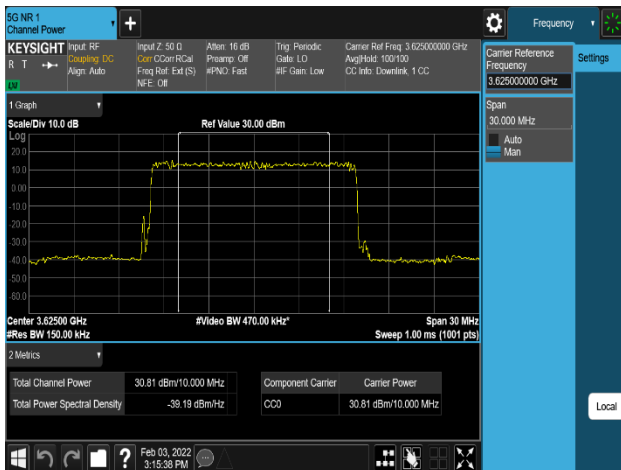
Plot 8-212. Equivalent Isotropic Radiated Power Plot (LTE_B48_1C_10M_256QAM - Mid Channel, Port 1)



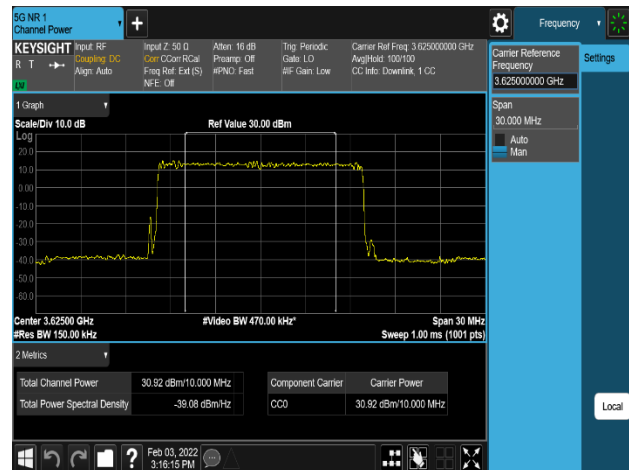
Plot 8-213. Equivalent Isotropic Radiated Power Plot (LTE_B48_1C_10M_256QAM - Mid Channel, Port 2)



Plot 8-214. Equivalent Isotropic Radiated Power Plot (LTE_B48_1C_10M_256QAM - Mid Channel, Port 3)

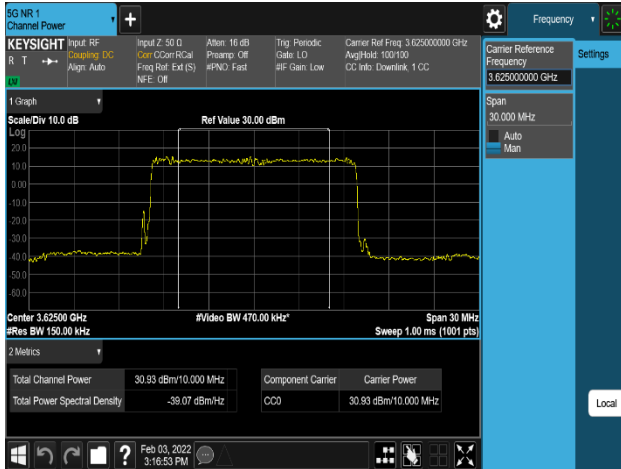


Plot 8-215. Equivalent Isotropic Radiated Power Plot (LTE_B48_1C_15M_16QAM - Mid Channel, Port 0)

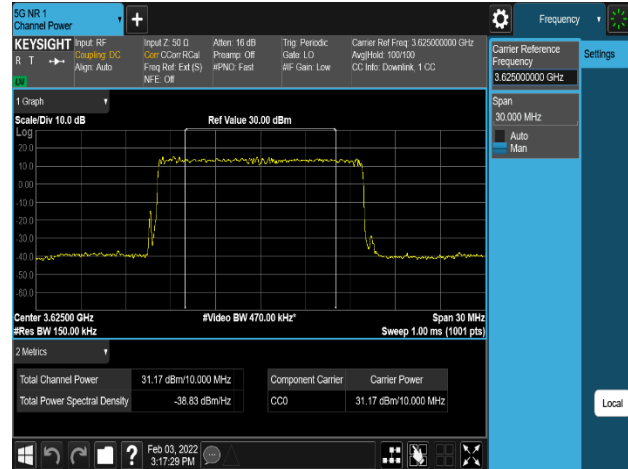


Plot 8-216. Equivalent Isotropic Radiated Power Plot (LTE_B48_1C_15M_16QAM - Mid Channel, Port 1)

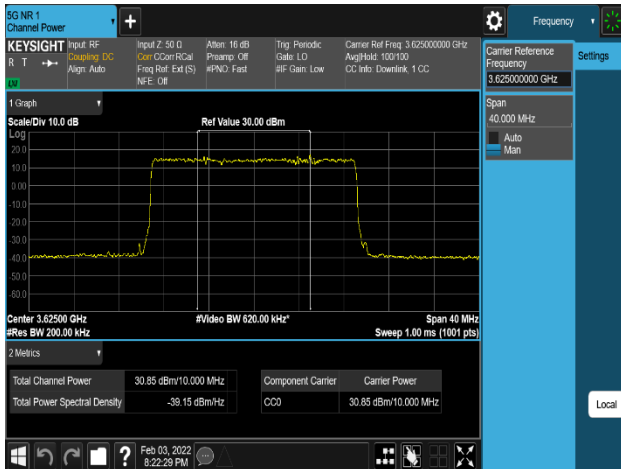
FCC: A3LRT4401-48A1		MEASUREMENT REPORT (CERTIFICATION)		Approved by: Technical Manager
Test Report S/N: 8K21101306-R4.A3L	Test Dates: 10/20/2021 – 04/05/2022	EUT Type: RRU(RT4401)	Page 129 of 286	



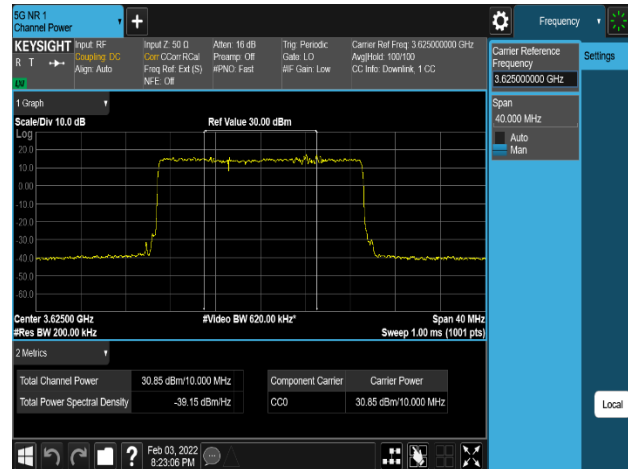
Plot 8-217. Equivalent Isotropic Radiated Power Plot (LTE_B48_1C_15M_16QAM - Mid Channel, Port 2)



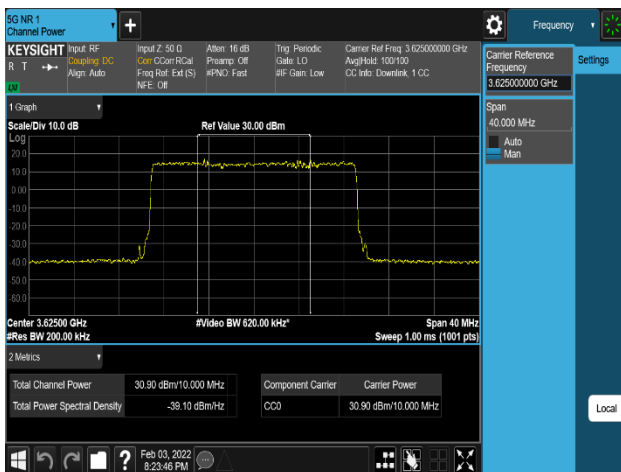
Plot 8-218. Equivalent Isotropic Radiated Power Plot (LTE_B48_1C_15M_16QAM - Mid Channel, Port 3)



Plot 8-219. Equivalent Isotropic Radiated Power Plot (LTE_B48_1C_20M_16QAM - Mid Channel, Port 0)



Plot 8-220. Equivalent Isotropic Radiated Power Plot (LTE_B48_1C_20M_16QAM - Mid Channel, Port 1)

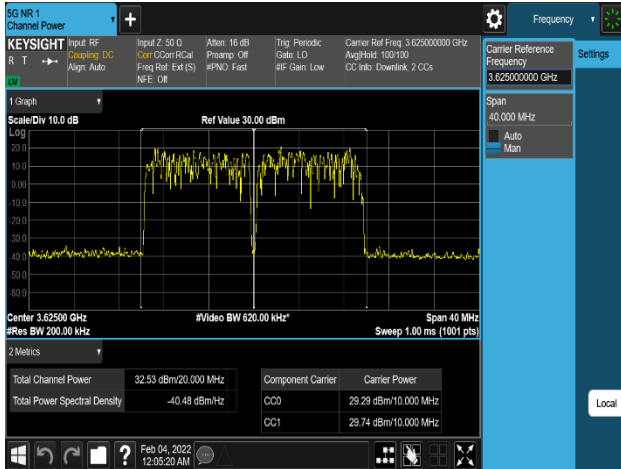


Plot 8-221. Equivalent Isotropic Radiated Power Plot (LTE_B48_1C_20M_16QAM - Mid Channel, Port 2)



Plot 8-222. Equivalent Isotropic Radiated Power Plot (LTE_B48_1C_20M_16QAM - Mid Channel, Port 3)

FCC: A3LRT4401-48A1		MEASUREMENT REPORT (CERTIFICATION)		Approved by: Technical Manager
Test Report S/N: 8K21101306-R4.A3L	Test Dates: 10/20/2021 – 04/05/2022	EUT Type: RRU(RT4401)	Page 130 of 286	



Plot 8-223. Equivalent Isotropic Radiated Power Plot (LTE_B48_2C_10M+10M_64QAM - Mid Channel, Port 0)



Plot 8-224. Equivalent Isotropic Radiated Power Plot (LTE_B48_2C_10M+10M_64QAM - Mid Channel, Port 1)



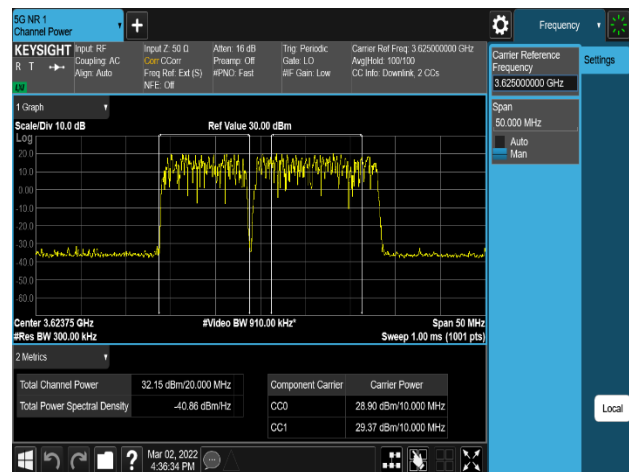
Plot 8-225. Equivalent Isotropic Radiated Power Plot (LTE_B48_2C_10M+10M_64QAM - Mid Channel, Port 2)



Plot 8-226. Equivalent Isotropic Radiated Power Plot (LTE_B48_2C_10M+10M_64QAM - Mid Channel, Port 3)

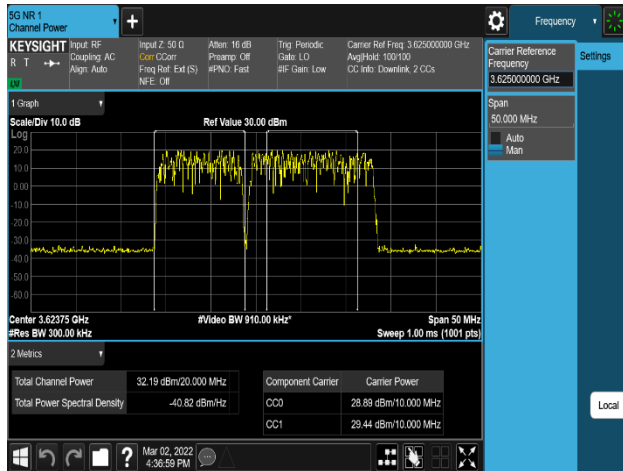


Plot 8-227. Equivalent Isotropic Radiated Power Plot (LTE_B48_2C_10M+15M_QPSK - Mid Channel, Port 0)



Plot 8-228. Equivalent Isotropic Radiated Power Plot (LTE_B48_2C_10M+15M_QPSK - Mid Channel, Port 1)

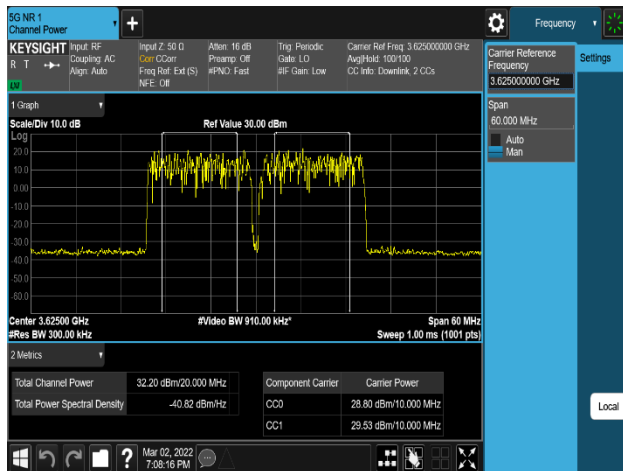
FCC: A3LRT4401-48A1		MEASUREMENT REPORT (CERTIFICATION)		Approved by: Technical Manager
Test Report S/N: 8K21101306-R4.A3L	Test Dates: 10/20/2021 – 04/05/2022	EUT Type: RRU(RT4401)	Page 131 of 286	



Plot 8-229. Equivalent Isotropic Radiated Power Plot (LTE_B48_2C_10M+15M_QPSK - Mid Channel, Port 2)



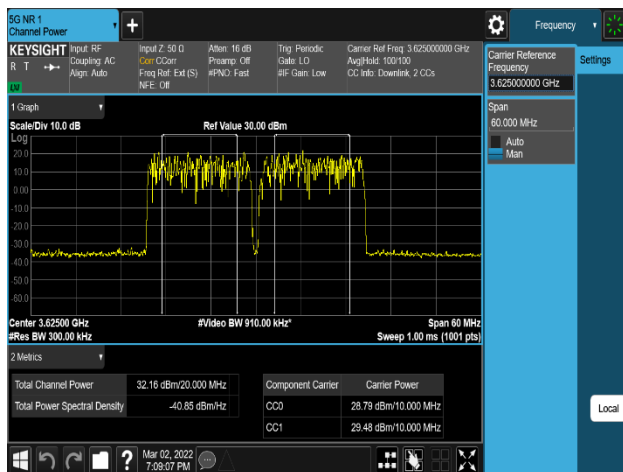
Plot 8-230. Equivalent Isotropic Radiated Power Plot (LTE_B48_2C_10M+15M_QPSK - Mid Channel, Port 3)



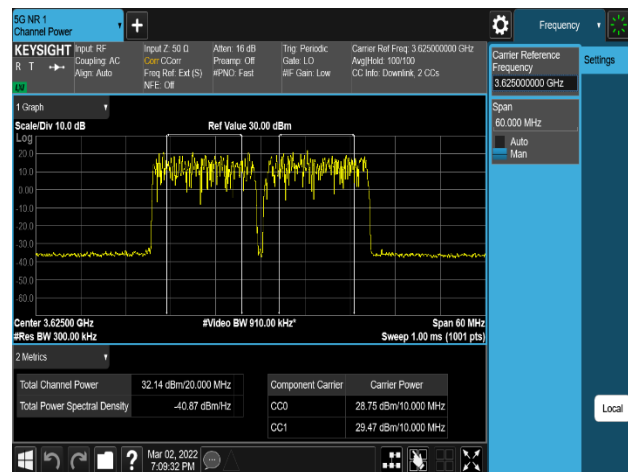
Plot 8-231. Equivalent Isotropic Radiated Power Plot (LTE_B48_2C_15M+15M_256QAM - Mid Channel, Port 0)



Plot 8-232. Equivalent Isotropic Radiated Power Plot (LTE_B48_2C_15M+15M_256QAM - Mid Channel, Port 1)



Plot 8-233. Equivalent Isotropic Radiated Power Plot (LTE_B48_2C_15M+15M_256QAM - Mid Channel, Port 2)



Plot 8-234. Equivalent Isotropic Radiated Power Plot (LTE_B48_2C_15M+15M_256QAM - Mid Channel, Port 3)

FCC: A3LRT4401-48A1	PCTEST ENGINEERING LABORATORY, INC.	MEASUREMENT REPORT (CERTIFICATION)		Approved by: Technical Manager
Test Report S/N: 8K21101306-R4.A3L	Test Dates: 10/20/2021 – 04/05/2022	EUT Type: RRU(RT4401)		Page 132 of 286