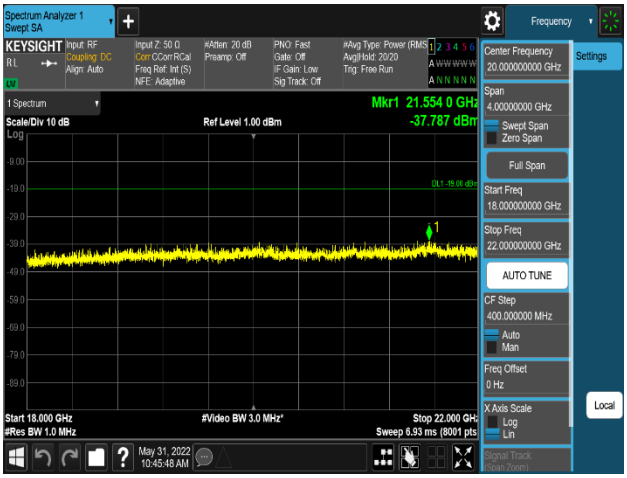

Plot 8-460. Conducted Spurious Emission Plot
18 GHz to 22 GHz
(AWS_DSS_2C_10M+10M_2TX_Non-Cont_QPSK - Mid Channel, Port 0)

© 2021 Element
ES-QP-16-12 Rev.01
Unless otherwise specified, no part of this report may be reproduced or utilized in any part, form or by any means, electronic or mechanical, including photocopying and microfilm, without written permission from Element. If you have any questions about this or have an inquiry about obtaining additional rights to this report or assembly of contents thereof, please contact ct.info@element.com.

8.7 Radiated spurious emission

Test Overview

Radiated spurious emissions measurements are performed using the field strength method described in ANSI C63.26-2015 with the EUT transmitting into an integral antenna. Measurements on signals operating below 1GHz are performed using vertically and horizonally polarized broadband tri-log antennas. Measurements on signals operating above 1GHz are performed using vertically and horizontally polarized broadband horn antennas.

Test Procedure Used

ANSI C63.26 - Section 5.5.3.2

Test Setting

1. Start frequency was set to 30 MHz and stop frequency was set to at least 10 * the fundamental frequency
2. RBW = 100 kHz for emissions below 1 GHz and 1 MHz for emissions above 1GHz
3. VBW ≥ 3 x RBW
4. No. of sweep points ≥ 2 x span / RBW
5. Detector = Peak for the pre-scan, (In cases where the level is within 2 dB of the limit, the final measurement is taken using RMS detector.)
6. Trace mode = Max Hold (In cases where the level is within 2 dB of the limit, the final measurement is taken using triggering/gating and trace averaging.)
7. The trace was allowed to stabilize.

Limit

The minimum permissible attenuation level of any spurious emission is 43 + $\log_{10}(P_{[Watts]})$, where P is the transmitter power in Watts.
The power of any emission outside of the authorized operating frequency range cannot exceed -13 dBm.

© 2021 Element ES-QP-16-12 Rev.01
Unless otherwise specified, no part of this report may be reproduced or utilized in any part, form or by any means, electronic or mechanical, including photocopying and microfilm, without written permission from Element. If you have any questions about this or have an inquiry about obtaining additional rights to this report or assembly of contents thereof, please contact ct.info@element.com.

Test Setup

The EUT and measurement equipment were set up as shown in the diagram below.

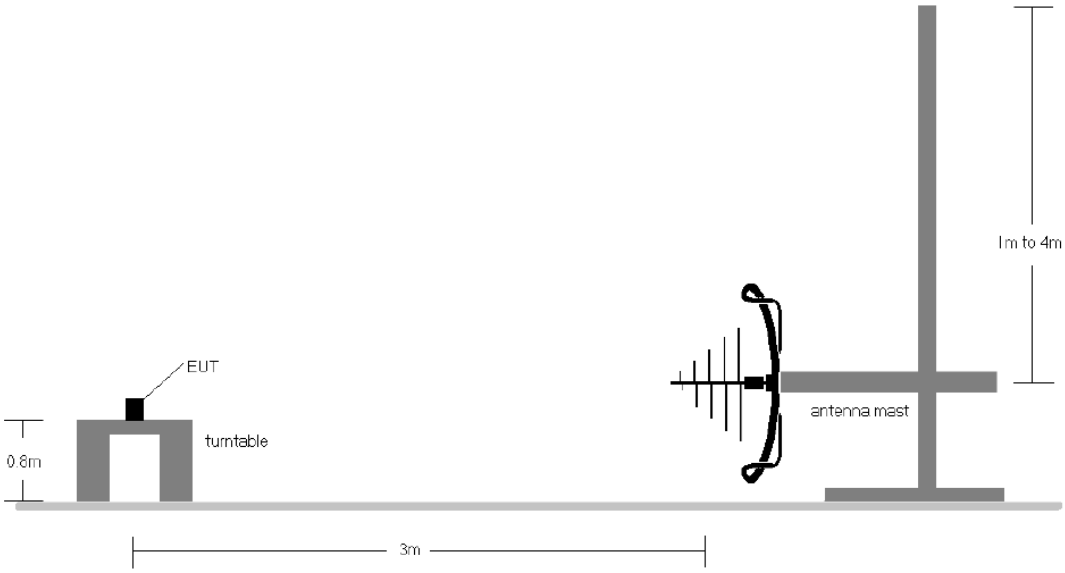

Figure 8-6. Test Instrument & Measurement Setup < 1 GHz

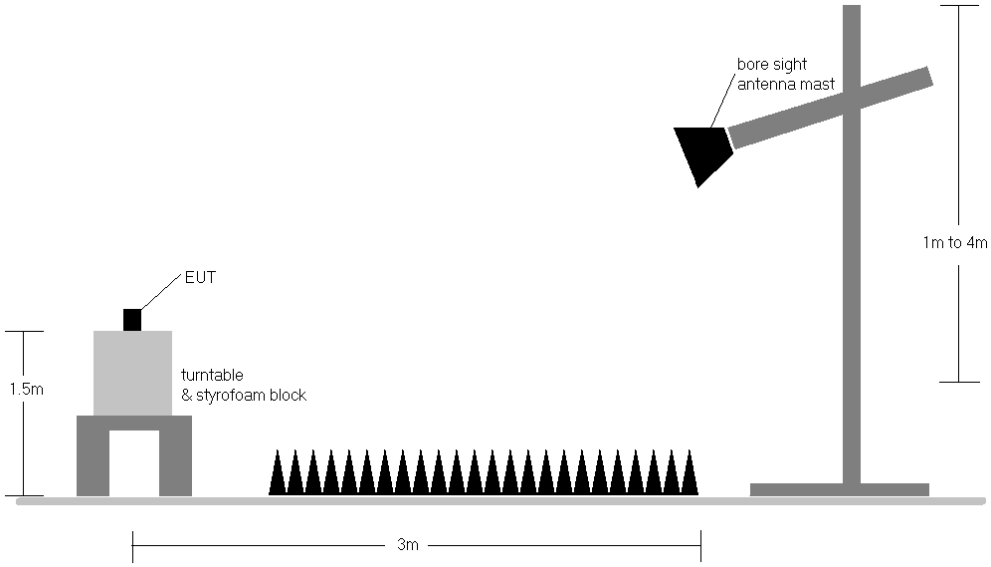

Figure 8-7. Test Instrument & Measurement Setup > 1 GHz

© 2021 Element ES-QP-16-12 Rev.01

Unless otherwise specified, no part of this report may be reproduced or utilized in any part, form or by any means, electronic or mechanical, including photocopying and microfilm, without written permission from Element. If you have any questions about this or have an inquiry about obtaining additional rights to this report or assembly of contents thereof, please contact ct.info@element.com.

Test Notes

1. The average EIRP reported below is calculated per 5.2.7 of ANSI C63.26-2015 which states:

   The measured e.i.r.p is converted to E-field in V/m. Then the distance correction is applied before converted back to calculated e.i.r.p.as explained in KDB 971168 D01 D01 v03r01.

Effective Isotropic Radiated Power Sample Calculation

Field Strength [dBµV/m] = Measured Value [dBm] + AFCL [dB/m] + 107

= -77.59 dBm + (23.45 dBm) + 107 = 52.86 dBµV/m

e.i.r.p. [dBm] = E[dB µV/m] + 20 $\log_{10}$(d[m]) - 104.8

= 52.86 + (20*log (3)) - 104.8

= -42.40 dBm e.i.r.p.

*AFCL (dB/m) contains measurement antenna factor(dB/m) and cable loss(dB) as below:

Frequency [MHz]	Antenna Factor (dB/m)	Chamber measurement cable loss + amplifier [dB]	AFCL (dB/m)
962.31	23.11	2.66	25.77
17874.22	46.73	-23.28	23.45

Table 8-172. Adopted AFCL value in the calculation

2. The EUT was tested in both horizontal and vertical antenna polarizations and in all possible test configurations and positioning. The worst case emissions are reported with the EUT positioning, modulations, channel bandwidth configurations shown in the tables below.

3. The spectrum is measured from 30 MHz to the 10th harmonic of the fundamental frequency of the transmitter. The worst-case emissions are reported.

4. All emissions were measured at a 3-meter test distance.

5. Spurious emissions were measured with all EUT antennas transmitting simultaneously and all antenna ports terminated.

6. The "-" shown in the following RSE tables are used to denote a noise floor measurement.

7. Spurious emissions shown in Sim TX section are measured while operating LTE B2 and LTE Band 66 at the same time. Spurious emissions from the LTE Band 2 device, is subject to the rules under part 24. Spurious emission caused by the LTE Band 66 carrier must meet the requirements of the rules under which the Part 27.
   If the spurious emission is caused by the simultaneous operation of both devices, the limit is the highest level allowed by either rule part.

© 2021 Element ES-QP-16-12 Rev.01
Unless otherwise specified, no part of this report may be reproduced or utilized in any part, form or by any means, electronic or mechanical, including photocopying and microfilm, without written permission from Element. If you have any questions about this or have an inquiry about obtaining additional rights to this report or assembly of contents thereof, please contact ct.info@element.com.

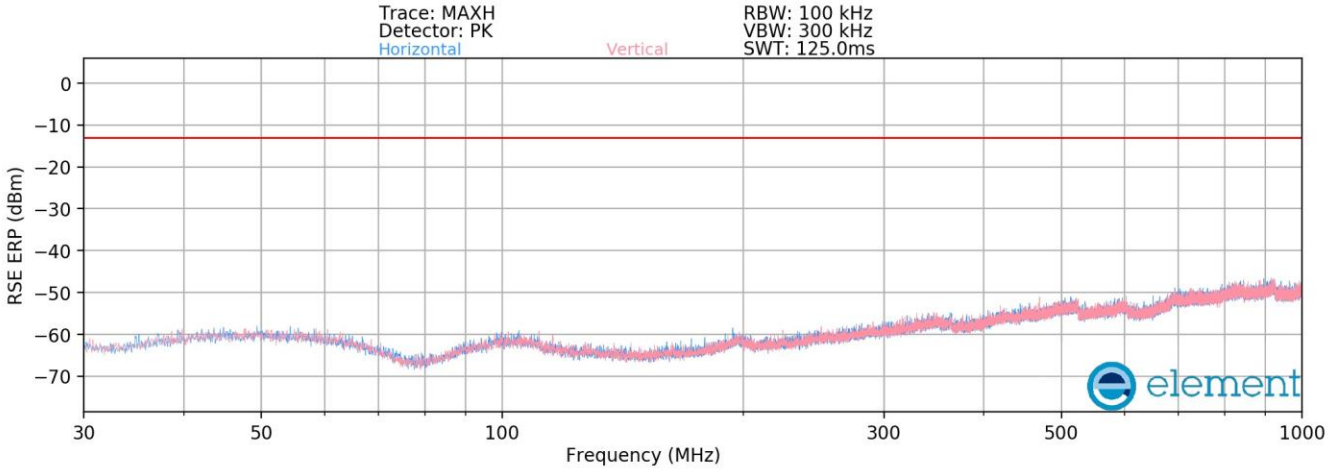

Plot 8-461. Radiated spurious emission_30 MHz to 1000 MHz (PCS_NR_1C_5M_Mid Channel_2TX)

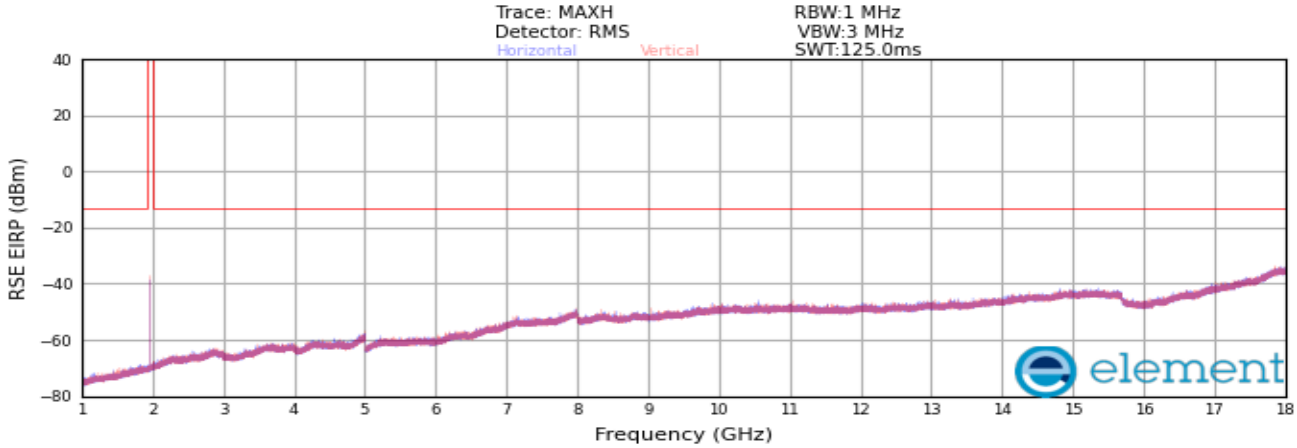

Plot 8-462. Radiated spurious emission_1 GHz to 18 GHz (PCS_NR_1C_5M_Mid Channel_2TX)

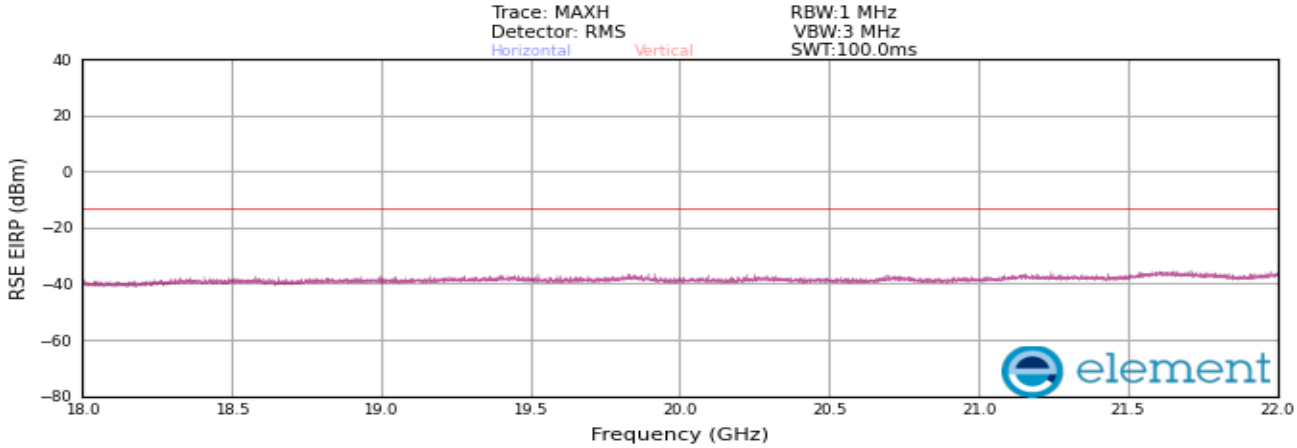

Plot 8-463. Radiated spurious emission_18 GHz to 22 GHz (PCS_NR_1C_5M_Mid Channel_2TX)

© 2021 Element ES-QP-16-12 Rev.01

Unless otherwise specified, no part of this report may be reproduced or utilized in any part, form or by any means, electronic or mechanical, including photocopying and microfilm, without written permission from Element. If you have any questions about this or have an inquiry about obtaining additional rights to this report or assembly of contents thereof, please contact ct.info@element.com.

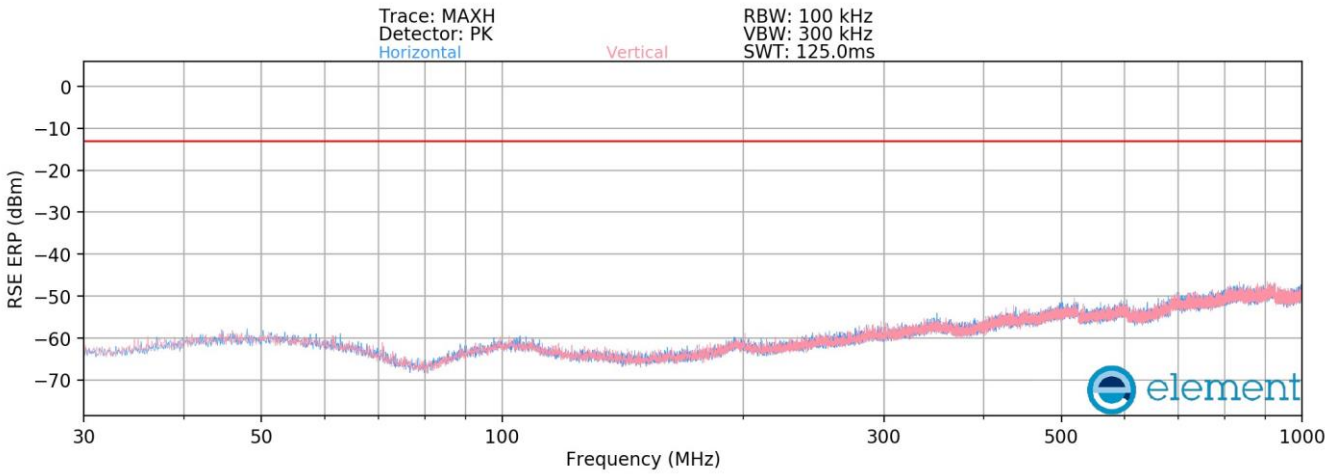

Plot 8-464. Radiated spurious emission_30 MHz to 1000 MHz (PCS_NR_1C_5M_Mid Channel_4TX)

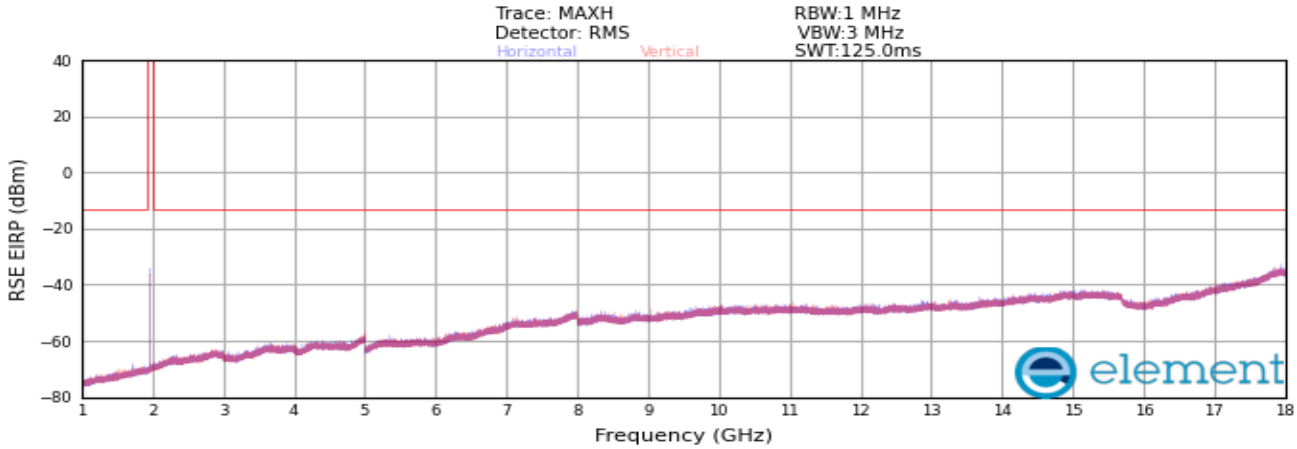

Plot 8-465. Radiated spurious emission Plot_1 GHz to 18 GHz (PCS_NR_1C_5M_Mid Channel_4TX)

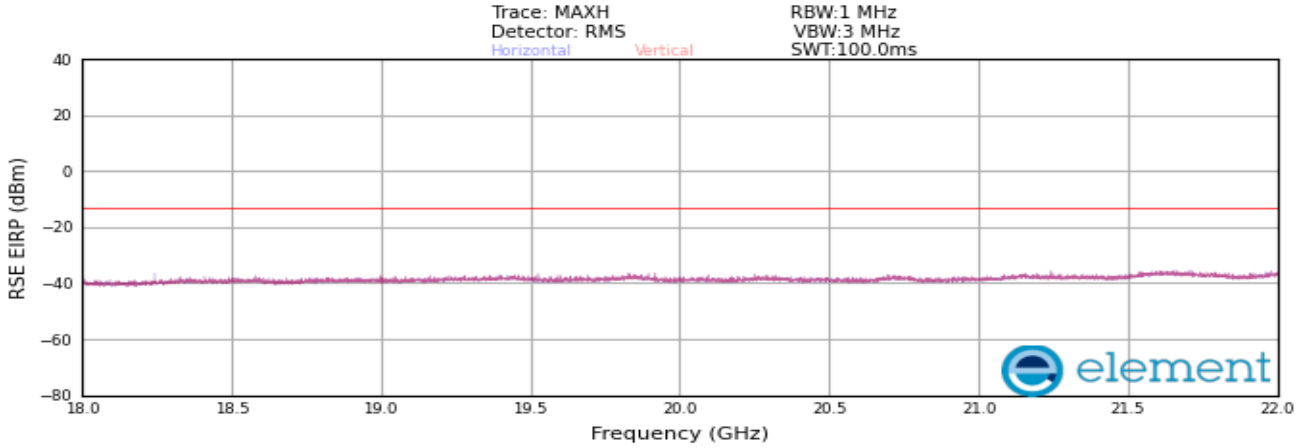

Plot 8-466. Radiated spurious emission Plot_18 GHz to 22 GHz (PCS_NR_1C_5M_Mid Channel_4TX)

© 2021 Element
ES-QP-16-12 Rev.01
Unless otherwise specified, no part of this report may be reproduced or utilized in any part, form or by any means, electronic or mechanical, including photocopying and microfilm, without written permission from Element. If you have any questions about this or have an inquiry about obtaining additional rights to this report or assembly of contents thereof, please contact ct.info@element.com.

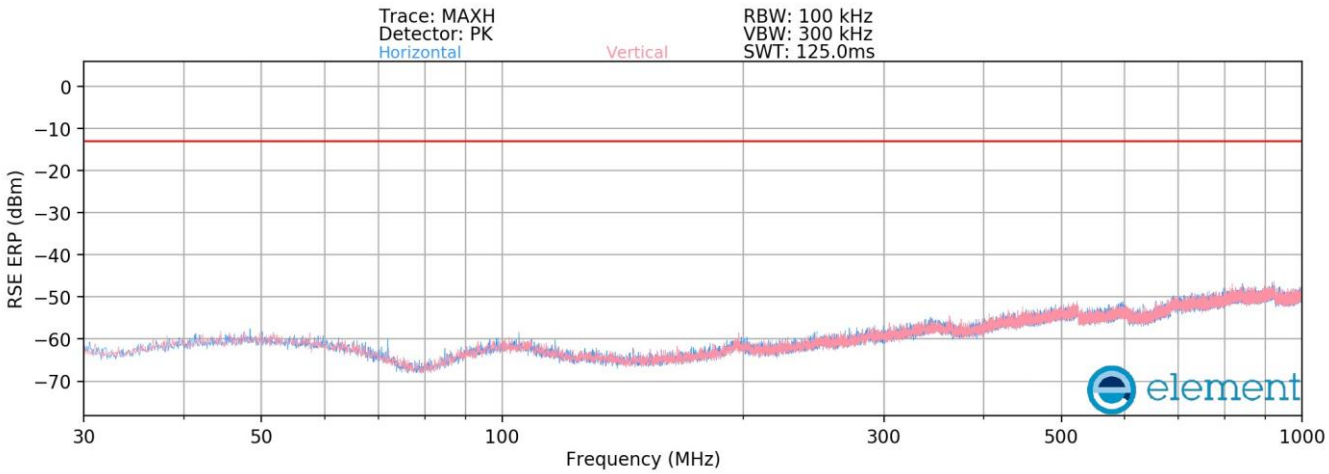

Plot 8-467. Radiated spurious emission_30 MHz to 1000 MHz (PCS_DSS_1C_20M + NR_1C_5M_Mid Channel_4TX)

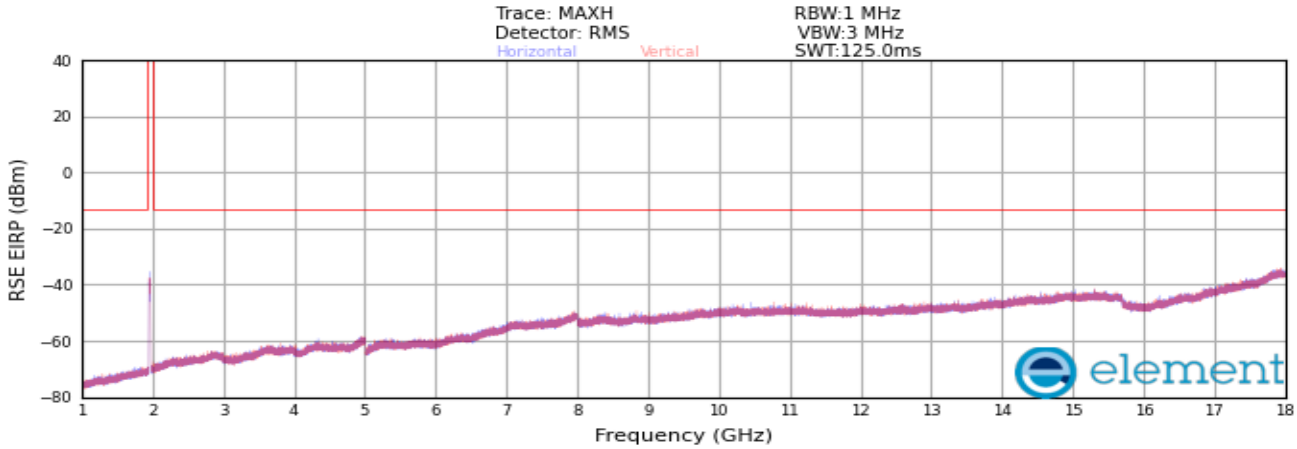

Plot 8-468. Radiated spurious emission Plot_1 GHz to 18 GHz (PCS_DSS_1C_20M + NR_1C_5M_Mid Channel_4TX)

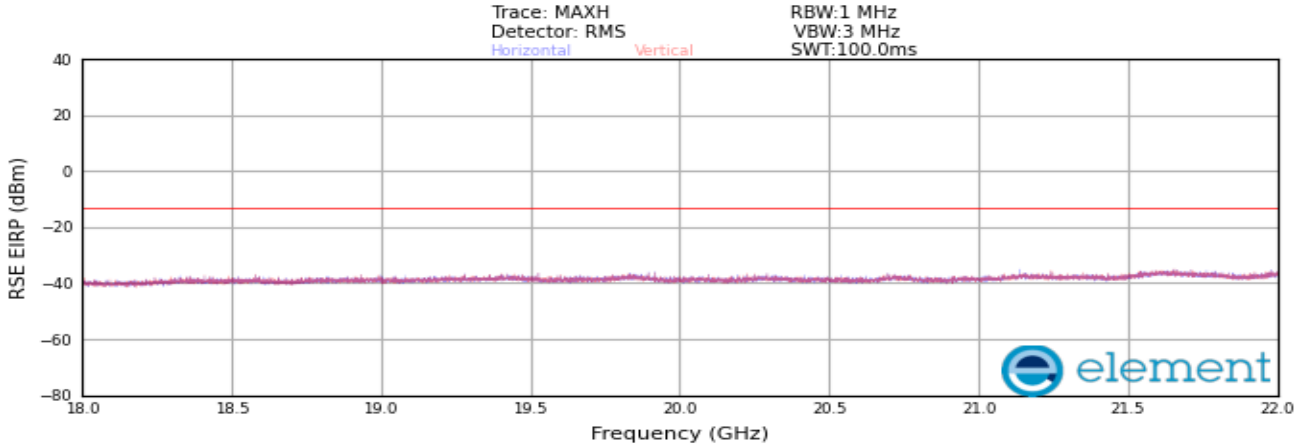

Plot 8-469. Radiated spurious emission Plot_18 GHz to 22 GHz (PCS_DSS_1C_20M + NR_1C_5M_Mid Channel_4TX)

© 2021 Element ES-QP-16-12 Rev.01

Unless otherwise specified, no part of this report may be reproduced or utilized in any part, form or by any means, electronic or mechanical, including photocopying and microfilm, without written permission from Element. If you have any questions about this or have an inquiry about obtaining additional rights to this report or assembly of contents thereof, please contact ct.info@element.com.

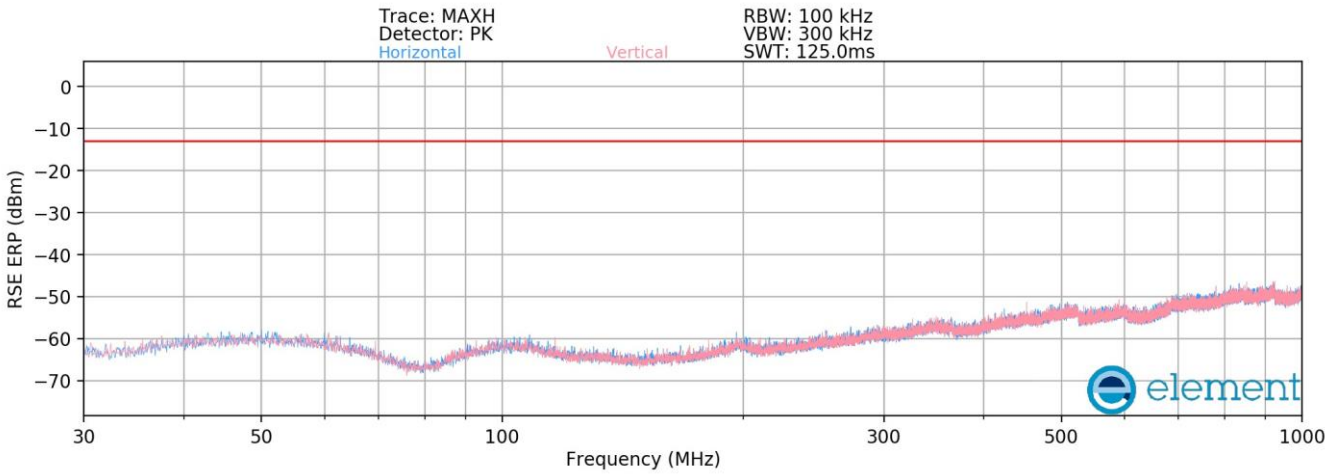

Plot 8-470. Radiated spurious emission_30 MHz to 1000 MHz
(PCS_DSS_1C_20M + NR_1C_5M_Mid Channel_4TX_Non-Contiguous)

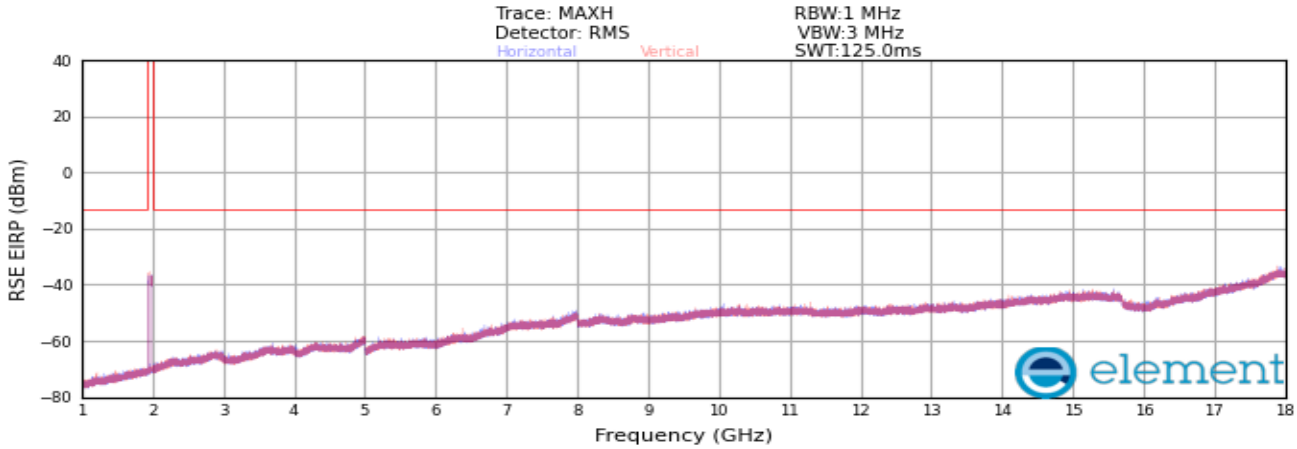

Plot 8-471. Radiated spurious emission Plot_1 GHz to 18 GHz
(PCS_DSS_1C_20M + NR_1C_5M_Mid Channel_4TX_Non-Contiguous)

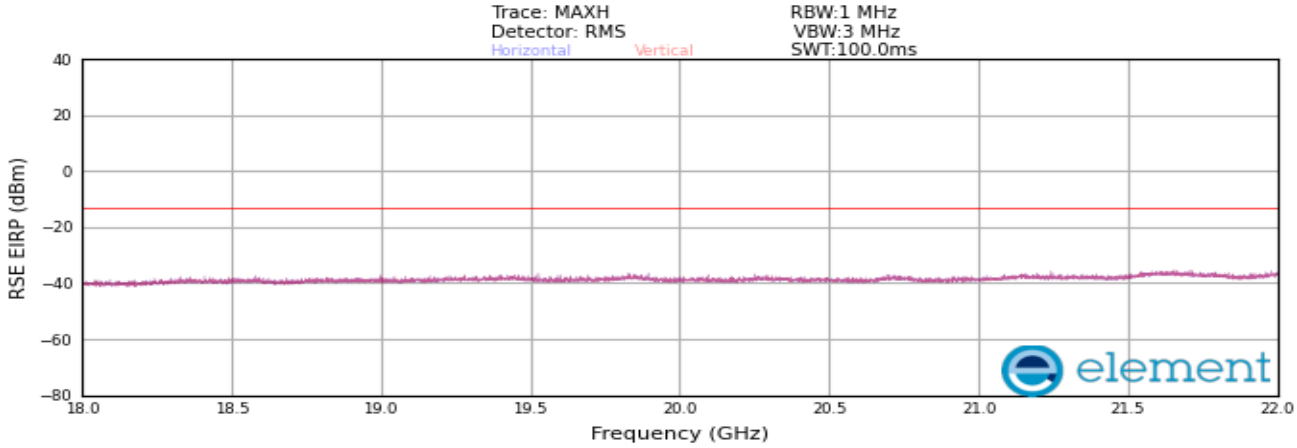

Plot 8-472. Radiated spurious emission Plot_18 GHz to 22 GHz
(PCS_DSS_1C_20M + NR_1C_5M_Mid Channel_4TX_Non-Contiguous)

© 2021 Element
ES-QP-16-12 Rev.01
Unless otherwise specified, no part of this report may be reproduced or utilized in any part, form or by any means, electronic or mechanical, including photocopying and microfilm, without written permission from Element. If you have any questions about this or have an inquiry about obtaining additional rights to this report or assembly of contents thereof, please contact ct.info@element.com.

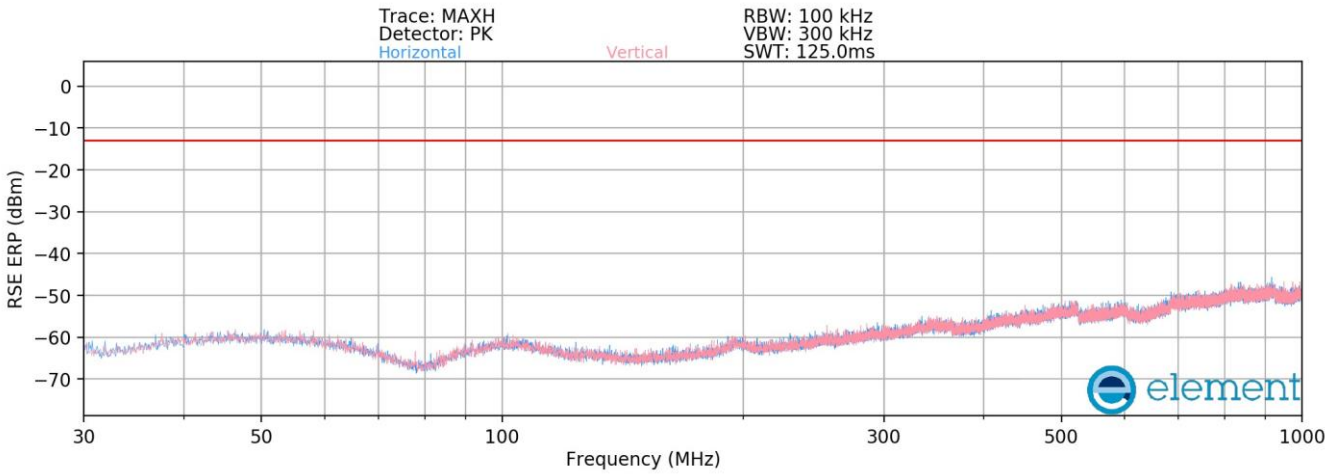

Plot 8-473. Radiated spurious emission_30 MHz to 1000 MHz (AWS_NR_1C_5M_Mid Channel_2TX)

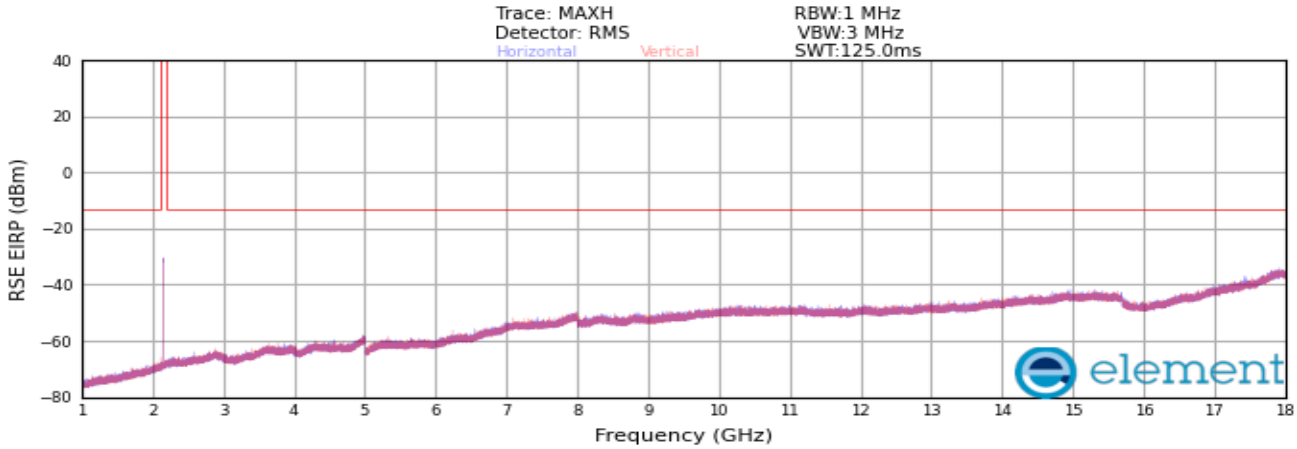

Plot 8-474. Radiated spurious emission Plot_1 GHz to 18 GHz (AWS_NR_1C_5M_Mid Channel_2TX)

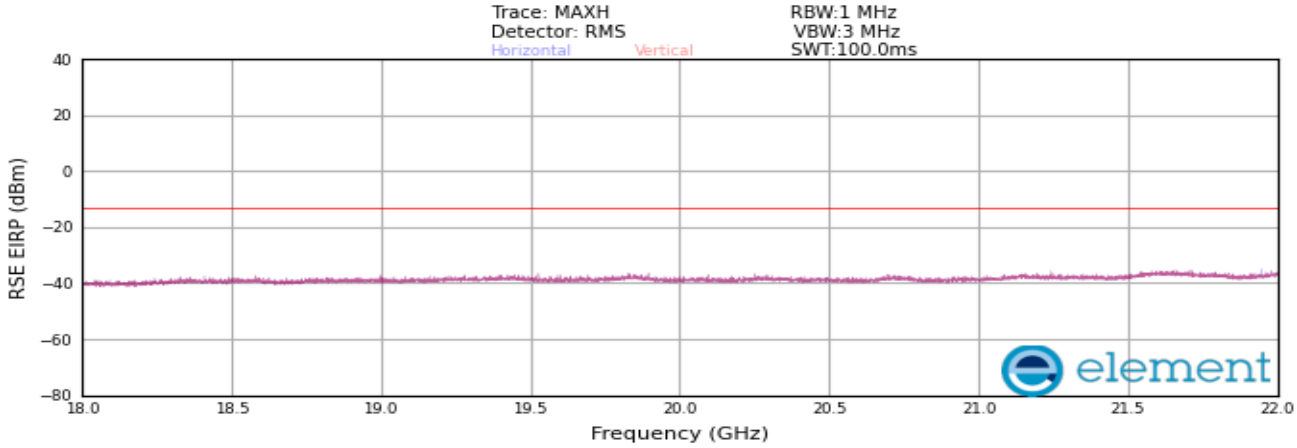

Plot 8-475. Radiated spurious emission Plot_18 GHz to 22 GHz (AWS_NR_1C_5M_Mid Channel_2TX)

© 2021 Element
ES-QP-16-12 Rev.01
Unless otherwise specified, no part of this report may be reproduced or utilized in any part, form or by any means, electronic or mechanical, including photocopying and microfilm, without written permission from Element. If you have any questions about this or have an inquiry about obtaining additional rights to this report or assembly of contents thereof, please contact ct.info@element.com.

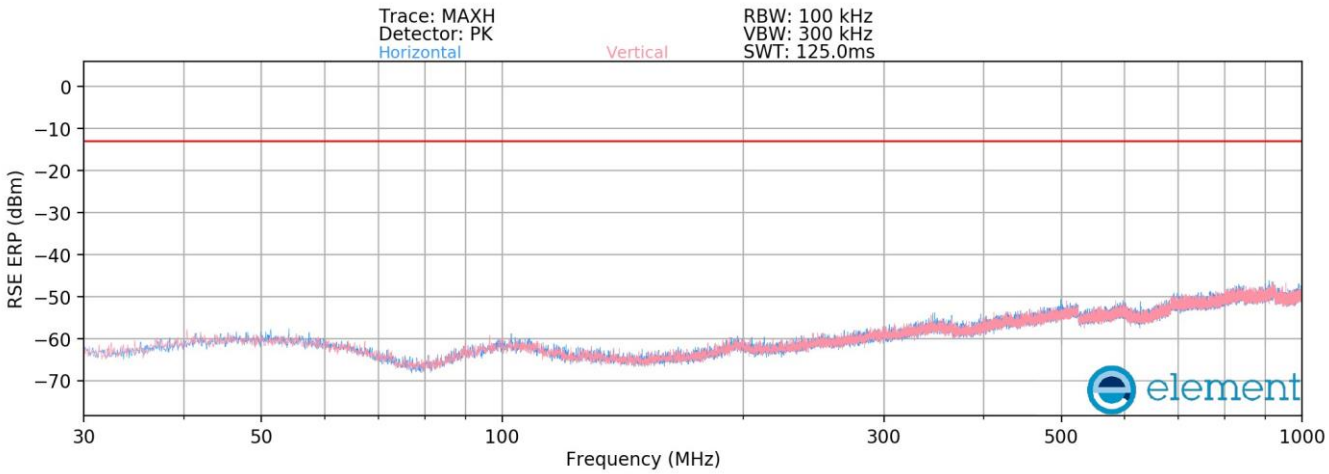

Plot 8-476. Radiated spurious emission_30 MHz to 1000 MHz (AWS_NR_1C_5M_Mid Channel_4TX)

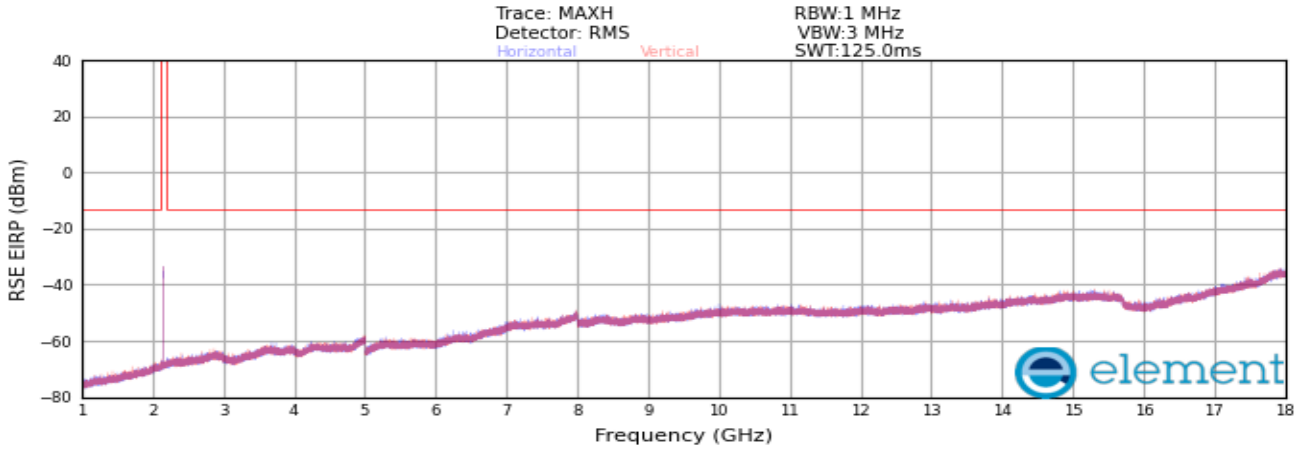

Plot 8-477. Radiated spurious emission Plot_1 GHz to 18 GHz (AWS_NR_1C_5M_Mid Channel_4TX)

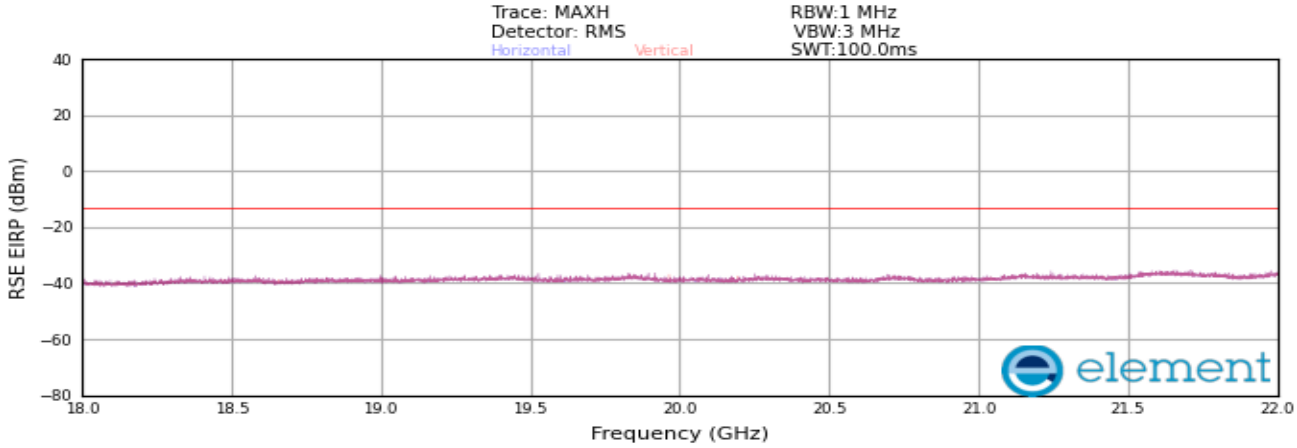

Plot 8-478. Radiated spurious emission Plot_18 GHz to 22 GHz (AWS_NR_1C_5M_Mid Channel_4TX)

© 2021 Element
ES-QP-16-12 Rev.01
Unless otherwise specified, no part of this report may be reproduced or utilized in any part, form or by any means, electronic or mechanical, including photocopying and microfilm, without written permission from Element. If you have any questions about this or have an inquiry about obtaining additional rights to this report or assembly of contents thereof, please contact ct.info@element.com.

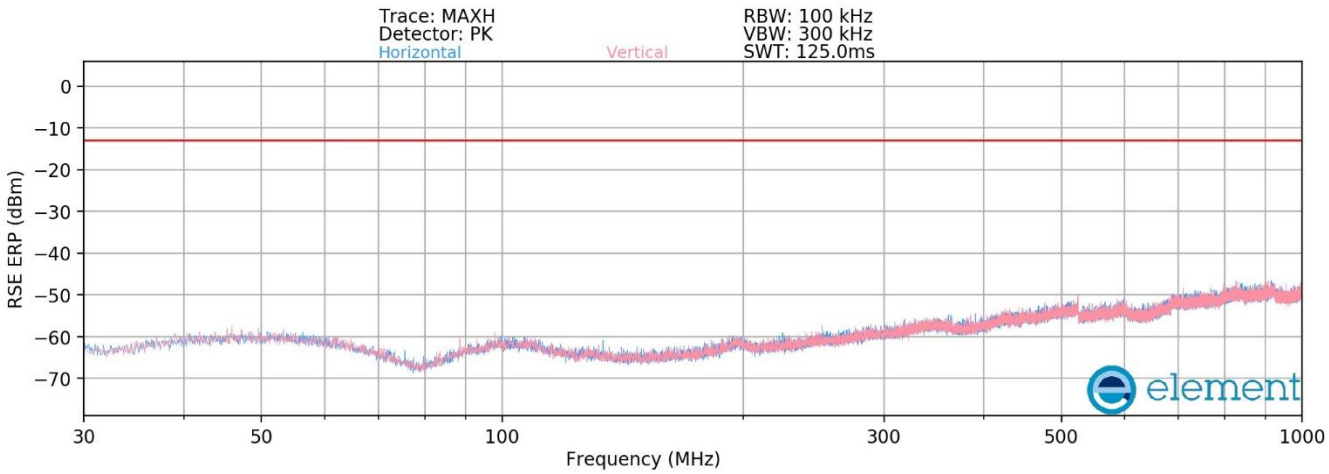

Plot 8-479. Radiated spurious emission_30 MHz to 1000 MHz (AWS_DSS_1C_20M + NR_1C_10M + LTE_1C_5M_Mid Channel_4TX)

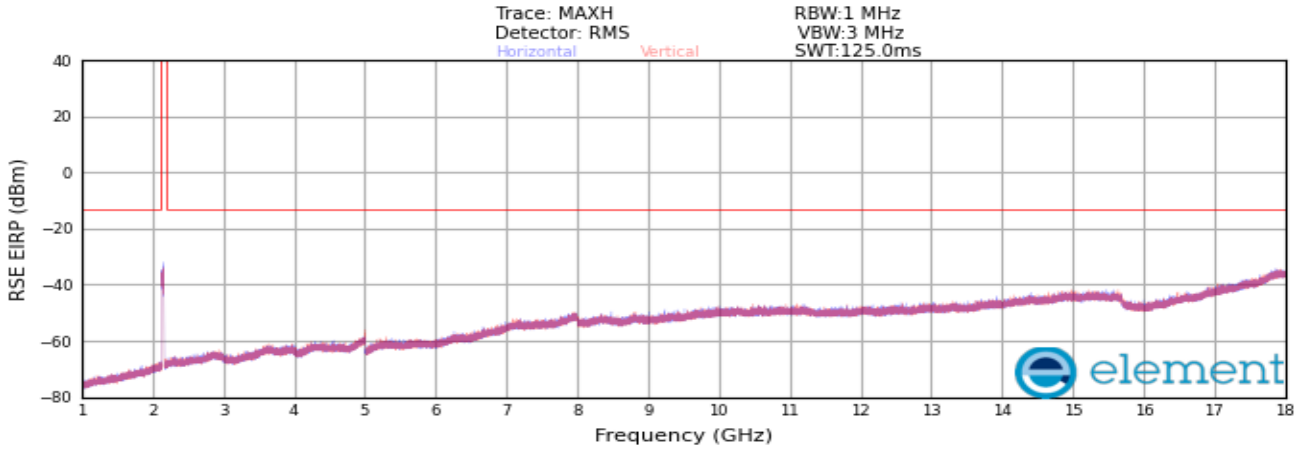

Plot 8-480. Radiated spurious emission Plot_1 GHz to 18 GHz (AWS_DSS_1C_20M + NR_1C_10M + LTE_1C_5M_Mid Channel_4TX)

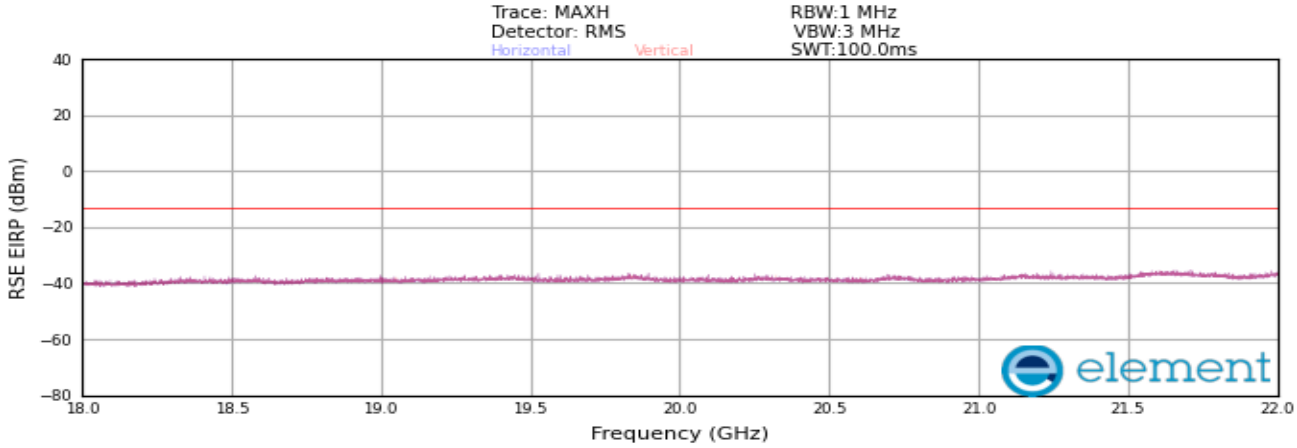

Plot 8-481. Radiated spurious emission Plot_18 GHz to 22 GHz (AWS_DSS_1C_20M + NR_1C_10M + LTE_1C_5M_Mid Channel_4TX)

© 2021 Element
ES-QP-16-12 Rev.01
Unless otherwise specified, no part of this report may be reproduced or utilized in any part, form or by any means, electronic or mechanical, including photocopying and microfilm, without written permission from Element. If you have any questions about this or have an inquiry about obtaining additional rights to this report or assembly of contents thereof, please contact ct.info@element.com.

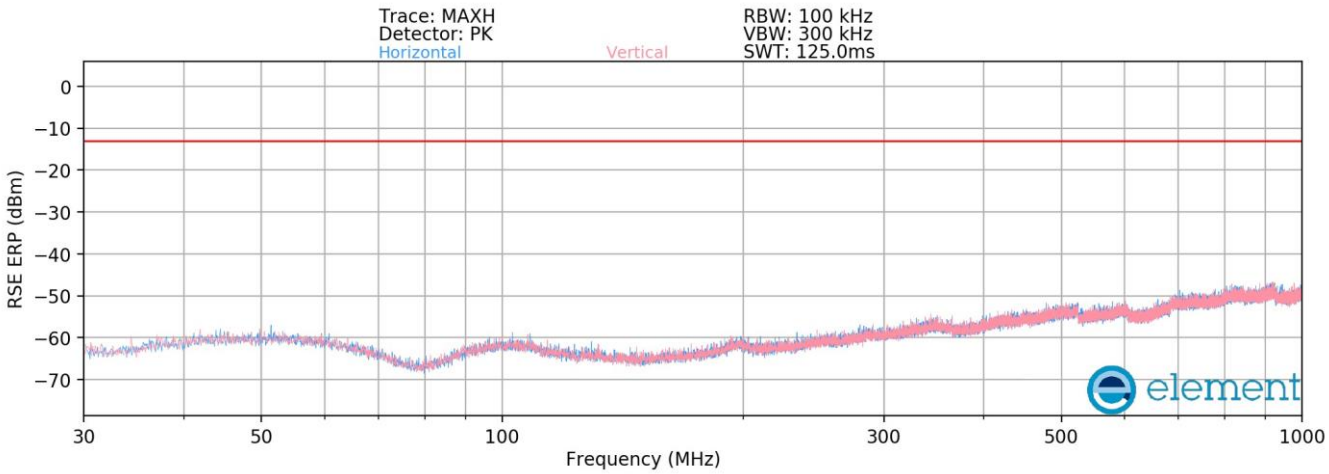

Plot 8-482. Radiated spurious emission_30 MHz to 1000 MHz
(AWS_DSS_1C_20M + NR_1C_10M + LTE_1C_5M_Mid Channel_4TX_Non-Contiguous)

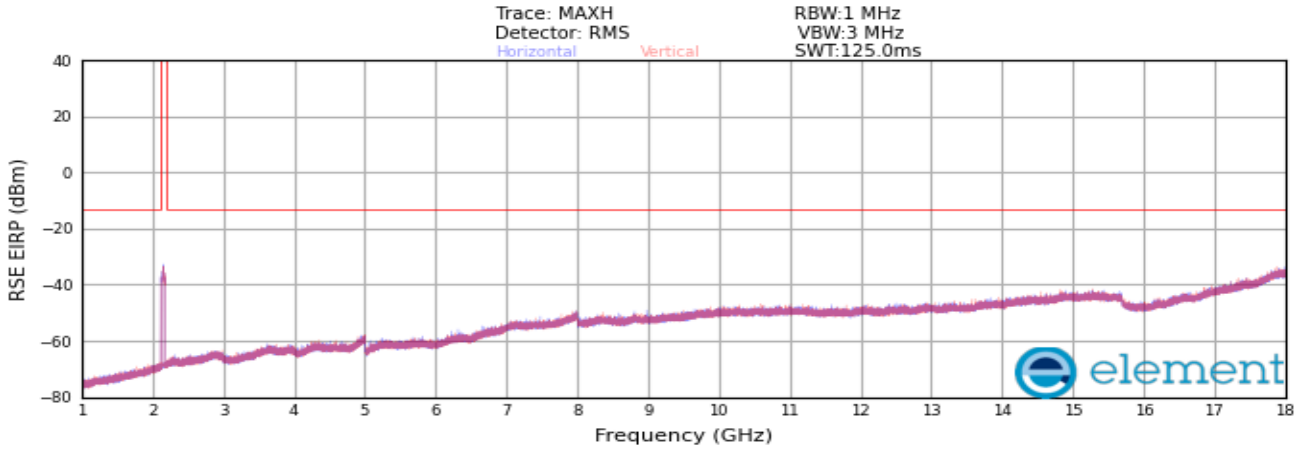

Plot 8-483. Radiated spurious emission Plot_1 GHz to 18 GHz
(AWS_DSS_1C_20M + NR_1C_10M + LTE_1C_5M_Mid Channel_4TX_Non-Contiguous)

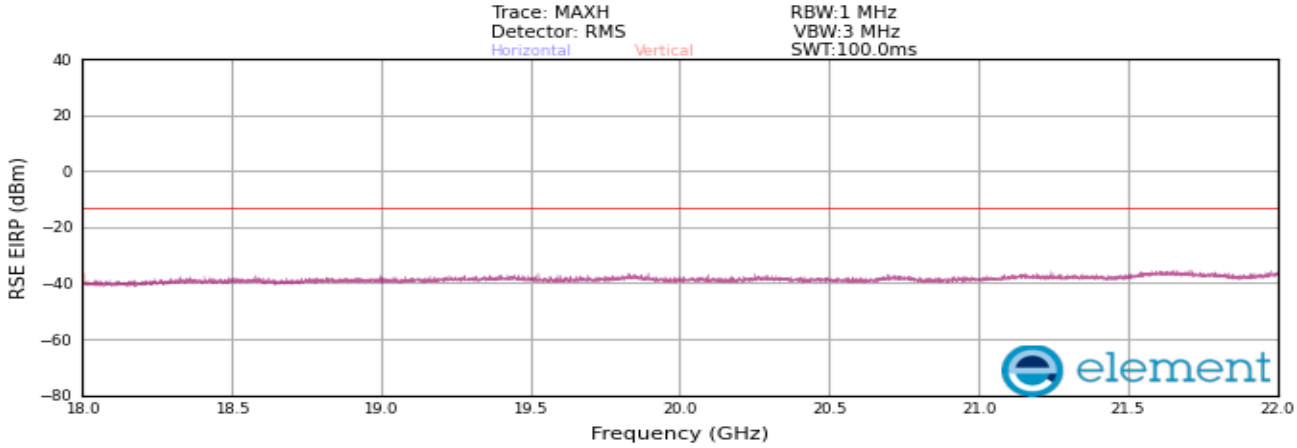

Plot 8-484. Radiated spurious emission Plot_18 GHz to 22 GHz
(AWS_DSS_1C_20M + NR_1C_10M + LTE_1C_5M_Mid Channel_4TX_Non-Contiguous)

© 2021 Element
ES-QP-16-12 Rev.01
Unless otherwise specified, no part of this report may be reproduced or utilized in any part, form or by any means, electronic or mechanical, including photocopying and microfilm, without written permission from Element. If you have any questions about this or have an inquiry about obtaining additional rights to this report or assembly of contents thereof, please contact ct.info@element.com.

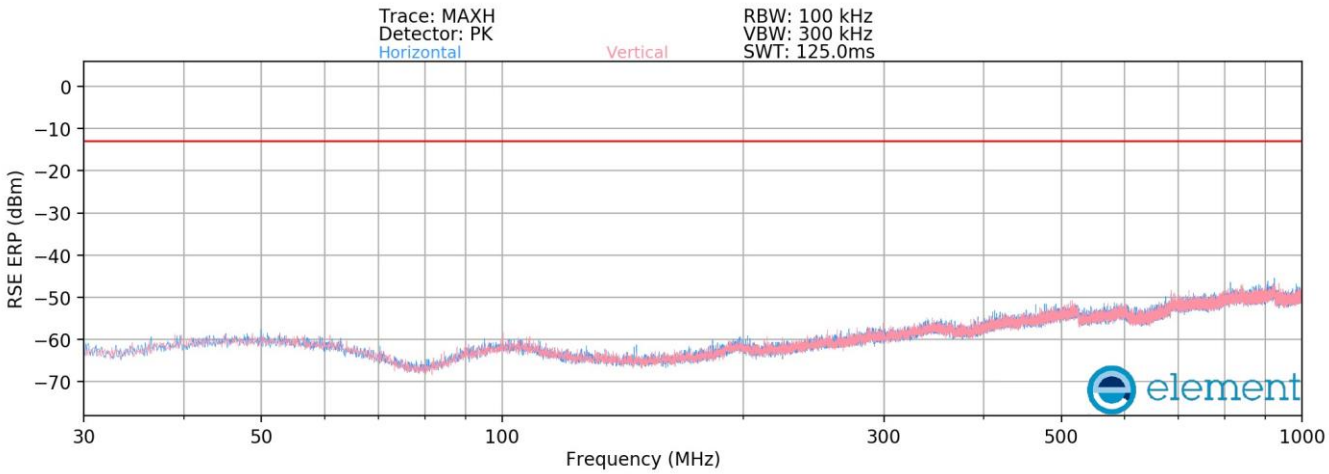

Plot 8-485. Radiated spurious emission_30 MHz to 1000 MHz
(PCS_NR_1C_5M_Low Channel + AWS_1C_5M_High Channel_Simultaneous Operation)

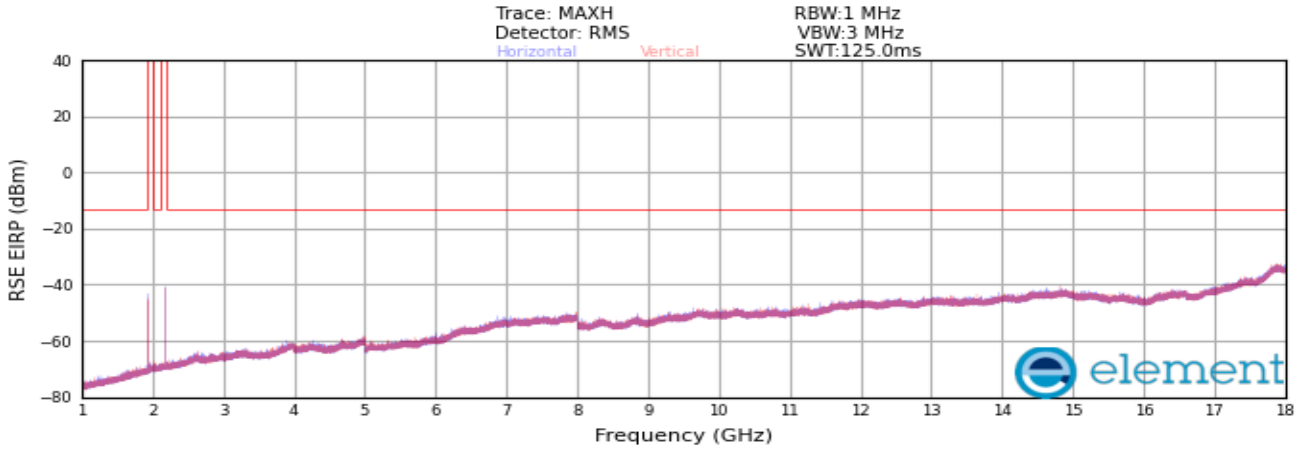

Plot 8-486. Radiated spurious emission Plot_1 GHz to 18 GHz
(PCS_NR_1C_5M_Low Channel + AWS_1C_5M_High Channel_Simultaneous Operation)

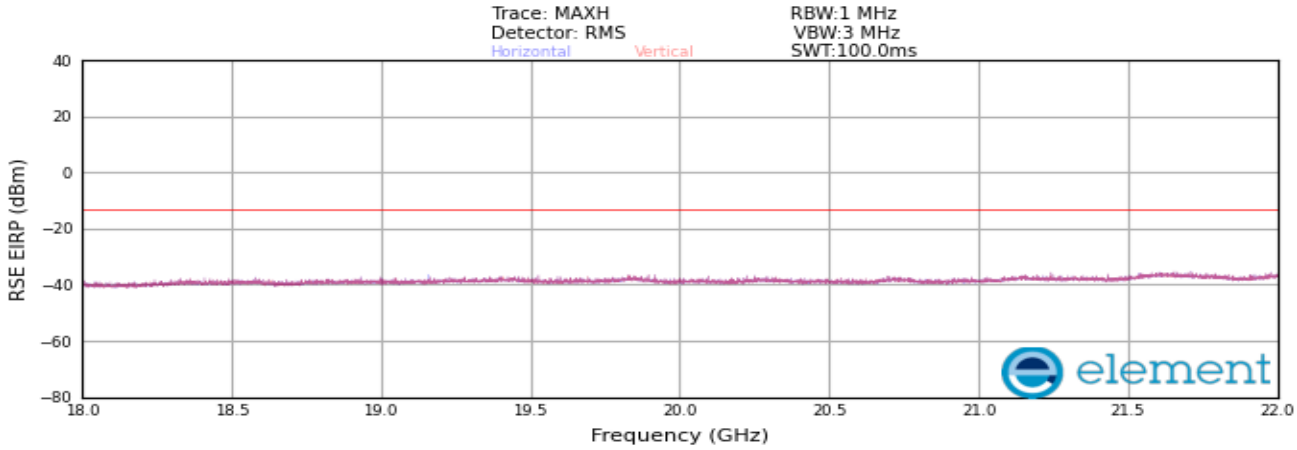

Plot 8-487. Radiated spurious emission Plot_18 GHz to 22 GHz
(PCS_NR_1C_5M_Low Channel + AWS_1C_5M_High Channel_Simultaneous Operation)

© 2021 Element
ES-QP-16-12 Rev.01
Unless otherwise specified, no part of this report may be reproduced or utilized in any part, form or by any means, electronic or mechanical, including photocopying and microfilm, without written permission from Element. If you have any questions about this or have an inquiry about obtaining additional rights to this report or assembly of contents thereof, please contact ct.info@element.com.

- 30 MHz – 40 GHz

Bandwidth (MHz):	AWS_DSS_1C_20M + NR_1C_10M + LTE_1C_5M
Center Frequency (MHz):	2145 MHz
Modulation Signal:	QPSK

Frequency [MHz]	Ant. Pol. [H/V]	Antenna Heigh [cm]	Turntable azimuth [degree]	Analyzer Level [dBm/MHz]	AFCL [dBm]	Field Strength [dBμV/m]	RSE EIRP [dBm/MHz]	Limit [dBm/MHz]	Margin [dB]
962.31	H	120	100	-86.32	25.77	46.45	-48.81	-13.00	-35.81
973.52	V	150	140	-87.27	25.87	45.60	-49.65	-13.00	-36.65
17874.22	H	150	100	-77.59	23.45	52.86	-42.40	-13.00	-29.40
17836.35	V	200	140	-78.32	23.35	52.03	-43.23	-13.00	-30.23

Table 8-173. Radiated spurious emission Worst case Summary Data (PCS_NR_1C_5M_Low Channel + AWS_1C_5M_High Channel_Simultaneous Operation)

© 2021 Element ES-QP-16-12 Rev.01

Unless otherwise specified, no part of this report may be reproduced or utilized in any part, form or by any means, electronic or mechanical, including photocopying and microfilm, without written permission from Element. If you have any questions about this or have an inquiry about obtaining additional rights to this report or assembly of contents thereof, please contact ct.info@element.com.

9.0 CONCLUSION

The data collected relate only to the item(s) tested and show that the **Samsung RRU(RFV01U) FCC ID: A3LRFV01U-D1A** complies with all of the requirements of Part 24, and 27 FCC Rules.

© 2021 Element ES-QP-16-12 Rev.01

Unless otherwise specified, no part of this report may be reproduced or utilized in any part, form or by any means, electronic or mechanical, including photocopying and microfilm, without written permission from Element. If you have any questions about this or have an inquiry about obtaining additional rights to this report or assembly of contents thereof, please contact ct.info@element.com.

10.0 APPENDIX. A

10.1 Conducted Average Output Power

Test Overview

A transmitter port of EUT is connected to the input of a signal analyzer. All measurements are performed as RMS average measurements while the EUT is operating at its maximum duty cycle, at maximum power, and at the appropriate frequencies.

Test Description

KDB 971168 D01 v03r01 – Section 5
KDB 662911 D01 v02r01 – Section E)1) In-Band Power Measurements
ANSI C63.26-2015 – Section 5.2.4.4.1

The measurement was made using a direct connection between the RF output of the EUT and the spectrum analyzer. The spectrum analyzer settings were as follows:

1. Conducted power measurements are performed using the signal analyzer's "channel power" measurement capability for signals with continuous operation.
2. RBW = 1 ~ 5% of the expected OBW
3. VBW ≥ 3 x RBW
4. Span = 2 ~ 3 x OBW
5. No. of sweep points ≥ 2 x span / RBW
6. Detector = RMS
7. Trigger Settings is set to "RF Power" for signals with non-continuous operation with the sweep times set to "auto". Refer test note 3 for details.
8. Trace mode = Trace-Averaging (RMS) set to average over 100 sweeps
9. The trace was allowed to stabilize

Test Setup

The EUT and measurement equipment were set up as shown in the diagram below.

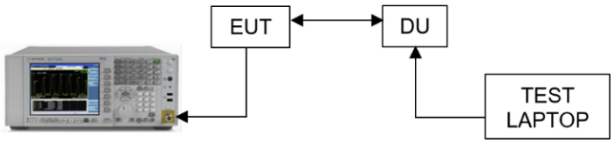

Figure 10-1. Test Instrument & Measurement Setup

Limit

N/A

© 2021 Element
ES-QP-16-12 Rev.01
Unless otherwise specified, no part of this report may be reproduced or utilized in any part, form or by any means, electronic or mechanical, including photocopying and microfilm, without written permission from Element. If you have any questions about this or have an inquiry about obtaining additional rights to this report or assembly of contents thereof, please contact ct.info@element.com.

Note

1. Conducted Average Output Power test result used to Grant of Authorization power and MPE.

2. MIMO Calculations are done considering output channel power for all ports and respective margins are calculated according to procedures in section 6.4 of ANSI C63.26 and section D of KDB 971168 D01 v03r01.

3. Consider the following factors for MIMO Power:
   Conducted power for each port is measured in dBm.
   Powers are summed up in linear using the measure-and-sum technique defined in KDB 971168 D01 v03r01-Section D.
   Conducted power per port (dBm) is converted to a linear value (mW). A summation of linear powers for all ports gives us the total MIMO conducted power in milliWatts (mW).

4. Sample Calculation:
   Let us assume the following numbers:
   a) Total MIMO Conducted Power as 72053.80 mW
   b)

Factors		Value	Unit
Summed MIMO Conducted Power (linear sum)		72053.80	mW
Summed MIMO Conducted Power (dBm)	= 10 * log (72053.80) =	48.58	dBm/10MHz

© 2021 Element ES-QP-16-12 Rev.01
Unless otherwise specified, no part of this report may be reproduced or utilized in any part, form or by any means, electronic or mechanical, including photocopying and microfilm, without written permission from Element. If you have any questions about this or have an inquiry about obtaining additional rights to this report or assembly of contents thereof, please contact ct.info@element.com.

Channel	Port	QPSK	16QAM	64QAM	256QAM
Low	0	45.67	45.71	45.69	45.75
	1	45.46	45.51	45.50	45.55
	Total Conducted Power (mW)	72053.80	72802.30	72549.41	73475.93
	Total Conducted Power(dBm)	48.58	48.62	48.61	48.66
Mid	0	**45.78**	45.84	45.87	**45.90**
	1	**45.57**	45.58	45.58	**45.60**
	Total Conducted Power (mW)	**73902.12**	74511.71	74777.68	**75212.32**
	Total Conducted Power(dBm)	**48.69**	48.72	48.74	**48.76**
High	0	45.66	45.73	45.65	45.80
	1	45.43	45.44	45.40	45.56
	Total Conducted Power (mW)	71726.93	72405.58	71401.92	73993.87
	Total Conducted Power(dBm)	48.56	48.60	48.54	48.69

Table 10-1. Conducted Average Output Power Table (PCS_NR_1C_5M)

Channel	Port	QPSK	16QAM	64QAM	256QAM
Low	0	**47.78**	47.59	**47.75**	47.74
	1	**47.44**	47.47	**47.47**	47.34
	Total Conducted Power (mW)	**115441.68**	113258.67	**115413.23**	113629.30
	Total Conducted Power(dBm)	**50.62**	50.54	**50.62**	50.55
Mid	0	47.73	47.69	47.75	47.72
	1	47.46	47.46	47.42	47.45
	Total Conducted Power (mW)	115011.11	114467.51	114773.96	114746.59
	Total Conducted Power(dBm)	50.61	50.59	50.60	50.60
High	0	47.65	47.70	47.69	47.68
	1	47.35	47.37	47.34	47.39
	Total Conducted Power (mW)	112535.35	113460.15	112949.02	113441.51
	Total Conducted Power(dBm)	50.51	50.55	50.53	50.55

Table 10-2. Conducted Average Output Power Table (PCS_NR_1C_10M)

© 2021 Element ES-QP-16-12 Rev.01

Unless otherwise specified, no part of this report may be reproduced or utilized in any part, form or by any means, electronic or mechanical, including photocopying and microfilm, without written permission from Element. If you have any questions about this or have an inquiry about obtaining additional rights to this report or assembly of contents thereof, please contact ct.info@element.com.

Channel	Port	QPSK	16QAM	64QAM	256QAM
Low	0	**47.60**	47.56	47.57	**47.60**
	1	**47.23**	47.22	47.22	**47.25**
	Total Conducted Power (mW)	**110388.52**	109739.41	109870.85	**110632.44**
	Total Conducted Power(dBm)	**50.43**	50.40	50.41	**50.44**
Mid	0	47.53	47.54	47.56	47.56
	1	47.28	47.26	47.29	47.26
	Total Conducted Power (mW)	110080.36	109965.29	110596.09	110227.25
	Total Conducted Power(dBm)	50.42	50.41	50.44	50.42
High	0	47.44	47.50	47.50	47.50
	1	47.21	47.23	47.26	47.25
	Total Conducted Power (mW)	108064.30	109078.66	109444.96	109322.58
	Total Conducted Power(dBm)	50.34	50.38	50.39	50.39

Table 10-3. Conducted Average Output Power Table (PCS_NR_2C_5M+5M)

Channel	Port	QPSK	16QAM	64QAM	256QAM
Low	0	47.40	47.39	47.47	47.44
	1	47.08	47.11	47.13	47.11
	Total Conducted Power (mW)	106004.59	106232.06	107488.66	106866.94
	Total Conducted Power(dBm)	50.25	50.26	50.31	50.29
Mid	0	**47.42**	47.46	**47.46**	47.45
	1	**47.18**	47.24	**47.32**	47.24
	Total Conducted Power (mW)	**107447.36**	108684.92	**109669.64**	108556.77
	Total Conducted Power(dBm)	**50.31**	50.36	**50.40**	50.36
High	0	47.37	47.35	47.36	47.37
	1	47.04	47.06	47.14	47.14
	Total Conducted Power (mW)	105158.25	105140.98	106210.95	106336.47
	Total Conducted Power(dBm)	50.22	50.22	50.26	50.27

Table 10-4. Conducted Average Output Power Table (PCS_NR_1C_5M + LTE_1C_5M)

© 2021 Element
ES-QP-16-12 Rev.01
Unless otherwise specified, no part of this report may be reproduced or utilized in any part, form or by any means, electronic or mechanical, including photocopying and microfilm, without written permission from Element. If you have any questions about this or have an inquiry about obtaining additional rights to this report or assembly of contents thereof, please contact ct.info@element.com.

Channel	Port	QPSK	16QAM	64QAM	256QAM
Low	0	**47.55**	47.55	**47.58**	47.58
	1	**47.34**	47.30	**47.32**	47.31
	Total Conducted Power (mW)	**111085.38**	110588.47	**111230.67**	111106.58
	Total Conducted Power(dBm)	**50.46**	50.44	**50.46**	50.46
Mid	0	47.52	47.51	47.53	47.50
	1	47.30	47.29	47.30	47.29
	Total Conducted Power (mW)	110196.88	109943.43	110327.11	109813.80
	Total Conducted Power(dBm)	50.42	50.41	50.43	50.41
High	0	47.51	47.54	47.57	47.54
	1	47.29	47.30	47.30	47.30
	Total Conducted Power (mW)	109943.43	110457.64	110851.04	110457.64
	Total Conducted Power(dBm)	50.41	50.43	50.45	50.43

Table 10-5. Conducted Average Output Power Table (PCS_ NR_1C_15M)

Channel	Port	QPSK	16QAM	64QAM	256QAM
Low	0	**47.61**	47.58	47.56	**47.60**
	1	**47.51**	47.49	47.48	**47.50**
	Total Conducted Power (mW)	**114040.41**	113384.40	112992.19	**113778.13**
	Total Conducted Power(dBm)	**50.57**	50.55	50.53	**50.56**
Mid	0	47.55	47.52	47.51	47.56
	1	47.43	47.48	47.46	47.48
	Total Conducted Power (mW)	112220.30	112469.46	112082.34	112992.19
	Total Conducted Power(dBm)	50.50	50.51	50.50	50.53
High	0	47.56	47.51	47.49	47.55
	1	47.54	47.44	47.44	47.42
	Total Conducted Power (mW)	113770.89	111826.34	111567.37	112093.04
	Total Conducted Power(dBm)	50.56	50.49	50.48	50.50

Table 10-6. Conducted Average Output Power Table (PCS_DSS_1C_15M)

© 2021 Element ES-QP-16-12 Rev.01

Unless otherwise specified, no part of this report may be reproduced or utilized in any part, form or by any means, electronic or mechanical, including photocopying and microfilm, without written permission from Element. If you have any questions about this or have an inquiry about obtaining additional rights to this report or assembly of contents thereof, please contact ct.info@element.com.

Channel	Port	QPSK	16QAM	64QAM	256QAM
Low	0	**47.73**	47.76	**47.75**	47.74
	1	**47.50**	47.58	**47.64**	47.59
	Total Conducted Power (mW)	**115526.66**	116983.13	**117642.66**	116840.86
	Total Conducted Power(dBm)	**50.63**	50.68	**50.71**	50.68
Mid	0	47.70	47.66	47.71	47.70
	1	47.53	47.54	47.54	47.63
	Total Conducted Power (mW)	115508.29	115098.97	115774.57	116827.24
	Total Conducted Power(dBm)	50.63	50.61	50.64	50.68
High	0	47.68	47.68	47.68	47.72
	1	47.55	47.49	47.59	47.65
	Total Conducted Power (mW)	115499.11	114718.61	116025.46	117366.49
	Total Conducted Power(dBm)	50.63	50.60	50.65	50.70

Table 10-7. Conducted Average Output Power Table (PCS_DSS_1C_10M + NR_1C_5M)

Channel	Port	QPSK	16QAM	64QAM	256QAM
Low	0	**47.56**	47.48	47.52	47.50
	1	**47.39**	47.29	47.26	47.23
	Total Conducted Power (mW)	**111844.12**	109555.43	109704.52	109078.66
	Total Conducted Power(dBm)	**50.49**	50.40	50.40	50.38
Mid	0	47.54	47.53	47.50	47.48
	1	47.30	47.31	47.31	47.31
	Total Conducted Power (mW)	110457.64	110450.91	110061.11	109802.74
	Total Conducted Power(dBm)	50.43	50.43	50.42	50.41
High	0	47.56	47.55	47.54	**47.68**
	1	47.34	47.28	47.30	**47.45**
	Total Conducted Power (mW)	111216.52	110341.73	110457.64	**114204.24**
	Total Conducted Power(dBm)	50.46	50.43	50.43	**50.58**

Table 10-8. Conducted Average Output Power Table (PCS_NR_1C_20M)

© 2021 Element ES-QP-16-12 Rev.01

Unless otherwise specified, no part of this report may be reproduced or utilized in any part, form or by any means, electronic or mechanical, including photocopying and microfilm, without written permission from Element. If you have any questions about this or have an inquiry about obtaining additional rights to this report or assembly of contents thereof, please contact ct.info@element.com.

Channel	Port	QPSK	16QAM	64QAM	256QAM
Low	0	47.55	47.55	47.60	47.59
	1	47.50	47.60	47.54	47.61
	Total Conducted Power (mW)	113119.43	114429.29	114298.45	115088.29
	Total Conducted Power(dBm)	50.54	50.59	50.58	50.61
Mid	0	47.54	47.51	47.46	47.54
	1	47.58	47.44	47.54	47.55
	Total Conducted Power (mW)	114034.06	111826.34	112473.04	113639.75
	Total Conducted Power(dBm)	50.57	50.49	50.51	50.56
High	0	**47.60**	**47.58**	47.53	47.59
	1	**47.63**	**47.73**	47.66	47.56
	Total Conducted Power (mW)	**115486.86**	**116572.14**	114968.44	114428.07
	Total Conducted Power(dBm)	**50.63**	**50.67**	50.61	50.59

Table 10-9. Conducted Average Output Power Table (PCS_DSS_1C_20M)

Channel	Port	QPSK	16QAM	64QAM	256QAM
Low	0	47.57	47.59	47.56	47.59
	1	47.56	47.41	47.45	47.43
	Total Conducted Power (mW)	114164.29	112492.42	112606.85	112746.66
	Total Conducted Power(dBm)	50.58	50.51	50.52	50.52
Mid	0	47.56	47.53	**47.60**	47.60
	1	47.53	47.50	**47.73**	47.52
	Total Conducted Power (mW)	113640.36	112858.06	**116836.53**	114037.69
	Total Conducted Power(dBm)	50.56	50.53	**50.68**	50.57
High	0	**47.64**	47.50	47.52	47.54
	1	**47.63**	47.68	47.50	47.59
	Total Conducted Power (mW)	**116019.31**	114847.95	112727.83	114166.11
	Total Conducted Power(dBm)	**50.65**	50.60	50.52	50.58

Table 10-10. Conducted Average Output Power Table (PCS_DSS_2C_10M+10M)

© 2021 Element ES-QP-16-12 Rev.01

Unless otherwise specified, no part of this report may be reproduced or utilized in any part, form or by any means, electronic or mechanical, including photocopying and microfilm, without written permission from Element. If you have any questions about this or have an inquiry about obtaining additional rights to this report or assembly of contents thereof, please contact ct.info@element.com.

Channel	Port	QPSK	16QAM	64QAM	256QAM
Low	0	47.29	47.37	47.36	47.41
	1	47.14	47.18	47.24	47.28
	Total Conducted Power (mW)	105340.35	106815.41	107416.61	108537.21
	Total Conducted Power(dBm)	50.23	50.29	50.31	50.36
Mid	0	47.04	47.42	47.43	47.44
	1	47.33	47.50	47.41	47.43
	Total Conducted Power (mW)	104657.90	111441.88	110415.78	110797.58
	Total Conducted Power(dBm)	50.20	50.47	50.43	50.45
High	0	**47.43**	**47.46**	47.44	47.45
	1	**47.44**	**47.54**	47.45	47.54
	Total Conducted Power (mW)	**110797.58**	**112473.04**	111053.00	112344.89
	Total Conducted Power(dBm)	**50.45**	**50.51**	50.46	50.51

Table 10-11. Conducted Average Output Power Table (PCS_DSS_2C_10M+15M)

Channel	Port	QPSK	16QAM	64QAM	256QAM
Low	0	47.38	47.34	47.35	47.36
	1	47.14	47.17	47.19	47.18
	Total Conducted Power (mW)	106462.28	106319.56	106685.08	106689.88
	Total Conducted Power(dBm)	50.27	50.27	50.28	50.28
Mid	0	47.38	47.36	47.37	47.56
	1	47.17	47.15	47.18	47.41
	Total Conducted Power (mW)	106821.07	106330.27	106815.41	112097.20
	Total Conducted Power(dBm)	50.29	50.27	50.29	50.50
High	0	**47.58**	47.65	47.66	**47.67**
	1	**47.37**	47.50	47.46	**47.52**
	Total Conducted Power (mW)	**111855.39**	114444.45	114063.09	**114972.71**
	Total Conducted Power(dBm)	**50.49**	50.59	50.57	**50.61**

Table 10-12. Conducted Average Output Power Table (PCS_NR_2C_10M+15M)

© 2021 Element ES-QP-16-12 Rev.01

Unless otherwise specified, no part of this report may be reproduced or utilized in any part, form or by any means, electronic or mechanical, including photocopying and microfilm, without written permission from Element. If you have any questions about this or have an inquiry about obtaining additional rights to this report or assembly of contents thereof, please contact ct.info@element.com.

Channel	Port	QPSK	16QAM	64QAM	256QAM
Low	0	47.48	47.44	47.46	47.50
	1	47.40	47.46	47.79	47.58
	Total Conducted Power (mW)	110929.85	111181.15	115835.95	113513.74
	Total Conducted Power(dBm)	50.45	50.46	50.64	50.55
Mid	0	**47.51**	47.52	47.48	47.47
	1	**47.65**	47.53	47.56	47.52
	Total Conducted Power (mW)	**114574.09**	113117.63	112992.19	112340.72
	Total Conducted Power(dBm)	**50.59**	50.54	50.53	50.51
High	0	47.47	47.51	47.50	**47.58**
	1	47.54	47.45	47.59	**47.72**
	Total Conducted Power (mW)	112601.48	111954.19	113645.78	**116435.77**
	Total Conducted Power(dBm)	50.52	50.49	50.56	**50.66**

Table 10-13. Conducted Average Output Power Table (PCS_DSS_1C_20M + LTE_1C_5M)

Channel	Port	QPSK	16QAM	64QAM	256QAM
Low	0	47.67	47.74	47.71	47.69
	1	47.61	47.51	47.73	47.53
	Total Conducted Power (mW)	116155.65	115792.98	118312.64	115372.86
	Total Conducted Power(dBm)	50.65	50.64	50.73	50.62
Mid	0	47.66	47.70	47.68	**47.72**
	1	47.57	47.71	47.54	**47.76**
	Total Conducted Power (mW)	115492.37	117904.47	115368.28	**118859.69**
	Total Conducted Power(dBm)	50.63	50.72	50.62	**50.75**
High	0	**47.68**	47.72	47.71	47.70
	1	**47.60**	47.57	47.54	47.46
	Total Conducted Power (mW)	**116157.81**	116304.03	115774.57	114602.94
	Total Conducted Power(dBm)	**50.65**	50.66	50.64	50.59

Table 10-14. Conducted Average Output Power Table (PCS_DSS_1C_20M + NR_1C_5M)

© 2021 Element ES-QP-16-12 Rev.01

Unless otherwise specified, no part of this report may be reproduced or utilized in any part, form or by any means, electronic or mechanical, including photocopying and microfilm, without written permission from Element. If you have any questions about this or have an inquiry about obtaining additional rights to this report or assembly of contents thereof, please contact ct.info@element.com.

Channel	Port	QPSK	16QAM	64QAM	256QAM
Low	0	47.62	47.65	47.65	47.67
	1	47.72	47.69	47.64	47.79
	Total Conducted Power (mW)	116965.77	116959.26	116286.76	118596.38
	Total Conducted Power(dBm)	50.68	50.68	50.66	50.74
Mid	0	**47.64**	47.67	**47.68**	47.63
	1	**47.87**	47.89	**47.93**	47.93
	Total Conducted Power (mW)	**119311.48**	119996.70	**120700.72**	120029.77
	Total Conducted Power(dBm)	**50.77**	50.79	**50.82**	50.79
High	0	47.65	47.70	47.68	47.66
	1	47.85	47.72	47.92	47.86
	Total Conducted Power (mW)	119164.01	118040.53	120557.92	119438.71
	Total Conducted Power(dBm)	50.76	50.72	50.81	50.77

Table 10-15. Conducted Average Output Power Table (PCS_NR_1C_20M + LTE_1C_5M)

© 2021 Element ES-QP-16-12 Rev.01

Unless otherwise specified, no part of this report may be reproduced or utilized in any part, form or by any means, electronic or mechanical, including photocopying and microfilm, without written permission from Element. If you have any questions about this or have an inquiry about obtaining additional rights to this report or assembly of contents thereof, please contact ct.info@element.com.

Channel	Port	QPSK	16QAM	64QAM	256QAM
Low	0	45.38	45.37	45.35	45.35
	1	45.40	45.25	45.26	45.27
	Total Conducted Power (mW)	69188.06	67931.54	67850.54	67927.94
	Total Conducted Power(dBm)	48.40	48.32	48.32	48.32
Mid	0	45.16	45.12	45.14	45.12
	1	45.31	45.27	45.31	45.27
	Total Conducted Power (mW)	66772.06	66159.89	66621.31	66159.89
	Total Conducted Power(dBm)	48.25	48.21	48.24	48.21
High	0	**45.45**	45.38	45.41	**45.43**
	1	**45.45**	45.30	45.44	**45.44**
	Total Conducted Power (mW)	**70150.37**	68398.79	69748.13	**69908.55**
	Total Conducted Power(dBm)	**48.46**	48.35	48.44	**48.45**

Table 10-16. Conducted Average Output Power Table (AWS_NR_1C_5M)

Channel	Port	QPSK	16QAM	64QAM	256QAM
Low	0	48.48	48.43	48.49	48.47
	1	48.19	48.23	48.21	48.13
	Total Conducted Power (mW)	136386.70	136189.97	136853.41	135320.20
	Total Conducted Power(dBm)	51.35	51.34	51.36	51.31
Mid	0	**48.63**	48.64	48.61	**48.65**
	1	**48.55**	48.57	48.56	**48.56**
	Total Conducted Power (mW)	**144560.09**	145058.81	144390.02	**145061.88**
	Total Conducted Power(dBm)	**51.60**	51.62	51.60	**51.62**
High	0	48.49	48.53	48.50	48.42
	1	48.42	48.44	48.46	48.33
	Total Conducted Power (mW)	140134.19	141108.54	140940.11	137579.37
	Total Conducted Power(dBm)	51.47	51.50	51.49	51.39

Table 10-17. Conducted Average Output Power Table (AWS_NR_1C_10M)

© 2021 Element ES-QP-16-12 Rev.01

Unless otherwise specified, no part of this report may be reproduced or utilized in any part, form or by any means, electronic or mechanical, including photocopying and microfilm, without written permission from Element. If you have any questions about this or have an inquiry about obtaining additional rights to this report or assembly of contents thereof, please contact ct.info@element.com.

Channel	Port	QPSK	16QAM	64QAM	256QAM
Low	0	47.25	47.34	47.36	47.33
	1	47.04	47.10	47.10	47.11
	Total Conducted Power (mW)	103670.91	105486.23	105736.40	105479.80
	Total Conducted Power(dBm)	50.16	50.23	50.24	50.23
Mid	0	**47.64**	47.60	**47.62**	47.57
	1	**47.49**	47.46	**47.46**	47.44
	Total Conducted Power (mW)	**114181.24**	113262.57	**113528.18**	112610.43
	Total Conducted Power(dBm)	**50.58**	50.54	**50.55**	50.52
High	0	47.45	47.47	47.58	47.46
	1	47.33	47.33	47.41	47.33
	Total Conducted Power (mW)	109665.86	109922.45	112360.37	109794.01
	Total Conducted Power(dBm)	50.40	50.41	50.51	50.41

Table 10-18. Conducted Average Output Power Table (AWS_NR_2C_5M+5M)

Channel	Port	QPSK	16QAM	64QAM	256QAM
Low	0	47.35	47.26	47.02	47.29
	1	47.05	47.01	47.04	47.05
	Total Conducted Power (mW)	105024.10	103445.08	100932.53	104278.74
	Total Conducted Power(dBm)	50.21	50.15	50.04	50.18
Mid	0	**47.53**	47.62	47.52	**47.59**
	1	**47.43**	47.38	47.35	**47.43**
	Total Conducted Power (mW)	**111958.94**	112511.20	110818.73	**112746.66**
	Total Conducted Power(dBm)	**50.49**	50.51	50.45	**50.52**
High	0	47.40	47.49	47.50	47.48
	1	47.33	47.40	47.35	47.37
	Total Conducted Power (mW)	109029.52	111058.88	110559.17	110551.55
	Total Conducted Power(dBm)	50.38	50.46	50.44	50.44

Table 10-19. Conducted Average Output Power Table (AWS_NR_1C_5M + LTE_1C_5M)

© 2021 Element ES-QP-16-12 Rev.01

Unless otherwise specified, no part of this report may be reproduced or utilized in any part, form or by any means, electronic or mechanical, including photocopying and microfilm, without written permission from Element. If you have any questions about this or have an inquiry about obtaining additional rights to this report or assembly of contents thereof, please contact ct.info@element.com.

Channel	Port	QPSK	16QAM	64QAM	256QAM
Low	0	49.13	49.10	49.12	49.07
	1	48.78	48.76	48.76	48.74
	Total Conducted Power (mW)	157355.70	156445.34	156820.53	155540.45
	Total Conducted Power(dBm)	51.97	51.94	51.95	51.92
Mid	0	**49.26**	49.28	49.22	**49.30**
	1	**49.11**	49.05	49.08	**49.09**
	Total Conducted Power (mW)	**165803.90**	165075.35	164469.89	**166209.91**
	Total Conducted Power(dBm)	**52.20**	52.18	52.16	**52.21**
High	0	49.08	49.12	49.12	49.14
	1	49.04	49.04	49.04	49.02
	Total Conducted Power (mW)	161077.40	161826.04	161826.04	161834.62
	Total Conducted Power(dBm)	52.07	52.09	52.09	52.09

Table 10-20. Conducted Average Output Power Table (AWS_NR_1C_15M)

Channel	Port	QPSK	16QAM	64QAM	256QAM
Low	0	49.49	49.46	49.48	49.45
	1	49.08	49.09	49.12	49.12
	Total Conducted Power (mW)	169829.70	169404.10	170373.84	169763.12
	Total Conducted Power(dBm)	52.30	52.29	52.31	52.30
Mid	0	**49.61**	49.60	49.61	**49.64**
	1	**49.36**	49.27	49.28	**49.35**
	Total Conducted Power (mW)	**177709.18**	175728.97	176134.07	**178144.33**
	Total Conducted Power(dBm)	**52.50**	52.45	52.46	**52.51**
High	0	49.45	49.49	49.44	49.52
	1	49.34	49.33	49.33	49.34
	Total Conducted Power (mW)	174006.24	174623.90	173606.04	175437.83
	Total Conducted Power(dBm)	52.41	52.42	52.40	52.44

Table 10-21. Conducted Average Output Power Table (AWS_DSS_1C_15M)

© 2021 Element ES-QP-16-12 Rev.01

Unless otherwise specified, no part of this report may be reproduced or utilized in any part, form or by any means, electronic or mechanical, including photocopying and microfilm, without written permission from Element. If you have any questions about this or have an inquiry about obtaining additional rights to this report or assembly of contents thereof, please contact ct.info@element.com.

Channel	Port	QPSK	16QAM	64QAM	256QAM
Low	0	49.14	49.18	49.15	**49.40**
	1	48.89	48.95	48.95	**49.13**
	Total Conducted Power (mW)	159481.33	161317.78	160747.83	**168942.84**
	Total Conducted Power(dBm)	52.03	52.08	52.06	**52.28**
Mid	0	**49.24**	49.33	49.33	49.08
	1	**49.26**	49.14	49.10	49.09
	Total Conducted Power (mW)	**168279.47**	167738.94	166986.84	162005.70
	Total Conducted Power(dBm)	**52.26**	52.25	52.23	52.10
High	0	49.17	49.17	49.29	49.19
	1	48.99	49.10	49.21	49.10
	Total Conducted Power (mW)	161853.93	163886.85	168286.17	164268.13
	Total Conducted Power(dBm)	52.09	52.15	52.26	52.16

Table 10-22. Conducted Average Output Power Table (AWS_DSS_1C_10M + NR_1C_5M)

Channel	Port	QPSK	16QAM	64QAM	256QAM
Low	0	49.11	49.09	49.16	49.14
	1	48.74	48.76	48.80	48.83
	Total Conducted Power (mW)	156287.38	156258.40	158271.57	158418.73
	Total Conducted Power(dBm)	51.94	51.94	51.99	52.00
Mid	0	**49.20**	49.25	49.23	49.22
	1	**48.94**	48.97	49.01	48.99
	Total Conducted Power (mW)	**161519.34**	163025.53	163368.86	162810.43
	Total Conducted Power(dBm)	**52.08**	52.12	52.13	52.12
High	0	49.17	49.23	**49.27**	49.24
	1	48.89	49.02	**49.03**	49.04
	Total Conducted Power (mW)	160049.97	163552.40	**164511.31**	164113.80
	Total Conducted Power(dBm)	52.04	52.14	**52.16**	52.15

Table 10-23. Conducted Average Output Power Table (AWS_NR_1C_20M)

© 2021 Element ES-QP-16-12 Rev.01

Unless otherwise specified, no part of this report may be reproduced or utilized in any part, form or by any means, electronic or mechanical, including photocopying and microfilm, without written permission from Element. If you have any questions about this or have an inquiry about obtaining additional rights to this report or assembly of contents thereof, please contact ct.info@element.com.

Channel	Port	QPSK	16QAM	64QAM	256QAM
Low	0	49.02	49.06	49.00	49.01
	1	48.86	48.86	48.86	48.85
	Total Conducted Power (mW)	156712.51	157450.89	156345.87	156352.08
	Total Conducted Power(dBm)	51.95	51.97	51.94	51.94
Mid	0	49.10	49.10	49.07	49.11
	1	48.93	48.93	48.91	48.92
	Total Conducted Power (mW)	159445.83	159445.83	158527.16	159453.44
	Total Conducted Power(dBm)	52.03	52.03	52.00	52.03
High	0	**49.12**	**49.15**	49.13	49.14
	1	**48.95**	**48.98**	48.93	48.98
	Total Conducted Power (mW)	**160181.80**	**161292.13**	160009.26	161103.02
	Total Conducted Power(dBm)	**52.05**	**52.08**	52.04	52.07

Table 10-24. Conducted Average Output Power Table (AWS_DSS_1C_20M)

Channel	Port	QPSK	16QAM	64QAM	256QAM
Low	0	49.12	49.14	49.20	49.16
	1	48.77	48.81	48.91	48.86
	Total Conducted Power (mW)	156993.79	158067.78	160980.03	159326.86
	Total Conducted Power(dBm)	51.96	51.99	52.07	52.02
Mid	0	**49.25**	49.26	**49.36**	49.33
	1	**49.10**	49.08	**49.16**	49.16
	Total Conducted Power (mW)	**165422.57**	165243.07	**168711.67**	168117.60
	Total Conducted Power(dBm)	**52.19**	52.18	**52.27**	52.26
High	0	49.13	49.07	49.07	49.03
	1	48.99	48.99	48.99	48.95
	Total Conducted Power (mW)	161096.61	159973.64	159973.64	158506.99
	Total Conducted Power(dBm)	52.07	52.04	52.04	52.00

Table 10-25. Conducted Average Output Power Table (AWS_DSS_2C_10M+10M)

© 2021 Element ES-QP-16-12 Rev.01

Unless otherwise specified, no part of this report may be reproduced or utilized in any part, form or by any means, electronic or mechanical, including photocopying and microfilm, without written permission from Element. If you have any questions about this or have an inquiry about obtaining additional rights to this report or assembly of contents thereof, please contact ct.info@element.com.

Channel	Port	QPSK	16QAM	64QAM	256QAM
Low	0	48.97	48.88	48.96	48.93
	1	48.86	48.83	48.83	48.85
	Total Conducted Power (mW)	155799.06	153651.64	155088.16	154898.93
	Total Conducted Power(dBm)	51.93	51.87	51.91	51.90
Mid	0	49.15	49.04	49.10	**49.25**
	1	48.98	49.01	48.92	**49.04**
	Total Conducted Power (mW)	161292.13	159783.74	159266.06	**164307.32**
	Total Conducted Power(dBm)	52.08	52.04	52.02	**52.16**
High	0	**49.24**	48.99	48.98	48.98
	1	**48.95**	48.79	48.92	48.82
	Total Conducted Power (mW)	**162469.56**	154933.42	157050.87	155275.76
	Total Conducted Power(dBm)	**52.11**	51.90	51.96	51.91

Table 10-26. Conducted Average Output Power Table (AWS_DSS_1C_10M + NR_1C_5M + LTE_1C_5M)

Channel	Port	QPSK	16QAM	64QAM	256QAM
Low	0	**48.95**	48.88	48.84	48.85
	1	**48.78**	48.69	48.69	48.72
	Total Conducted Power (mW)	**154032.79**	151228.59	150520.19	151209.35
	Total Conducted Power(dBm)	**51.88**	51.80	51.78	51.80
Mid	0	48.89	48.88	48.91	**48.92**
	1	48.74	48.75	48.79	**48.79**
	Total Conducted Power (mW)	152263.13	152257.48	153486.94	**153666.30**
	Total Conducted Power(dBm)	51.83	51.83	51.86	**51.87**
High	0	48.77	48.76	48.44	48.84
	1	48.73	48.73	48.68	48.71
	Total Conducted Power (mW)	149980.43	149807.17	143613.66	150861.57
	Total Conducted Power(dBm)	51.76	51.76	51.57	51.79

Table 10-27.Conducted Average Output Power Table (AWS_NR_3C_10M + 10M + 15M)

© 2021 Element ES-QP-16-12 Rev.01

Unless otherwise specified, no part of this report may be reproduced or utilized in any part, form or by any means, electronic or mechanical, including photocopying and microfilm, without written permission from Element. If you have any questions about this or have an inquiry about obtaining additional rights to this report or assembly of contents thereof, please contact ct.info@element.com.

Channel	Port	QPSK	16QAM	64QAM	256QAM
Low	0	48.96	49.04	48.98	49.05
	1	48.64	48.78	48.70	48.76
	Total Conducted Power (mW)	151818.49	155677.03	153198.89	155514.90
	Total Conducted Power(dBm)	51.81	51.92	51.85	51.92
Mid	0	**49.09**	49.06	49.11	**49.09**
	1	**48.79**	48.76	48.78	**48.81**
	Total Conducted Power (mW)	**156779.40**	155700.13	156979.65	**157128.73**
	Total Conducted Power(dBm)	**51.95**	51.92	51.96	**51.96**
High	0	48.92	48.90	48.89	48.88
	1	48.76	48.71	48.70	48.69
	Total Conducted Power (mW)	153145.30	151926.63	151577.20	151228.59
	Total Conducted Power(dBm)	51.85	51.82	51.81	51.80

Table 10-28. Conducted Average Output Power Table (AWS_DSS_3C_10M + 10M + 15M)

Channel	Port	QPSK	16QAM	64QAM	256QAM
Low	0	49.07	49.12	49.16	49.17
	1	48.80	48.85	48.88	48.88
	Total Conducted Power (mW)	156581.26	158394.39	159681.87	159871.85
	Total Conducted Power(dBm)	51.95	52.00	52.03	52.04
Mid	0	**49.11**	49.10	49.14	49.11
	1	**48.90**	48.87	48.88	48.88
	Total Conducted Power (mW)	**159095.14**	158373.40	159303.21	158738.49
	Total Conducted Power(dBm)	**52.02**	52.00	52.02	52.01
High	0	48.92	49.03	**49.11**	49.07
	1	48.84	48.89	**48.96**	48.94
	Total Conducted Power (mW)	154542.67	157429.61	**160175.01**	159066.47
	Total Conducted Power(dBm)	51.89	51.97	**52.05**	52.02

Table 10-29. Conducted Average Output Power Table (AWS_ DSS_1C_20M+NR_1C_10M+ LTE_1C_5M)

© 2021 Element ES-QP-16-12 Rev.01

Unless otherwise specified, no part of this report may be reproduced or utilized in any part, form or by any means, electronic or mechanical, including photocopying and microfilm, without written permission from Element. If you have any questions about this or have an inquiry about obtaining additional rights to this report or assembly of contents thereof, please contact ct.info@element.com.

Channel	Port	QPSK	16QAM	64QAM	256QAM
Low	0	**49.31**	49.20	49.12	49.17
	1	**49.07**	48.94	48.93	48.96
	Total Conducted Power (mW)	**166033.51**	161519.34	159821.02	161308.37
	Total Conducted Power(dBm)	**52.20**	52.08	52.04	52.08
Mid	0	49.13	49.20	**49.21**	49.15
	1	49.01	49.00	**48.99**	48.92
	Total Conducted Power (mW)	161462.41	162609.20	**162618.25**	160207.28
	Total Conducted Power(dBm)	52.08	52.11	**52.11**	52.05
High	0	49.08	49.04	49.12	49.15
	1	48.99	48.87	49.04	49.01
	Total Conducted Power (mW)	160159.72	157258.15	161826.04	161840.20
	Total Conducted Power(dBm)	52.05	51.97	52.09	52.09

Table 10-30. Conducted Average Output Power Table (DSS_2C_10M+10M+ LTE_1C_15M)

Channel	Port	QPSK	16QAM	64QAM	256QAM
Low	0	49.20	49.20	**49.22**	49.11
	1	48.93	49.02	**49.05**	48.95
	Total Conducted Power (mW)	161339.16	162975.85	**163912.91**	159993.99
	Total Conducted Power(dBm)	52.08	52.12	**52.15**	52.04
Mid	0	**49.12**	49.14	49.15	49.08
	1	**49.04**	49.00	48.97	48.99
	Total Conducted Power (mW)	**161826.04**	161467.98	161110.28	160159.72
	Total Conducted Power(dBm)	**52.09**	52.08	52.07	52.05
High	0	49.09	49.09	49.09	49.14
	1	48.91	48.93	48.90	49.01
	Total Conducted Power (mW)	158899.76	159258.89	158720.82	161651.09
	Total Conducted Power(dBm)	52.01	52.02	52.01	52.09

Table 10-31. Conducted Average Output Power Table (AWS_ DSS_1C_20M+NR_2C_10M+ 5M)

© 2021 Element ES-QP-16-12 Rev.01

Unless otherwise specified, no part of this report may be reproduced or utilized in any part, form or by any means, electronic or mechanical, including photocopying and microfilm, without written permission from Element. If you have any questions about this or have an inquiry about obtaining additional rights to this report or assembly of contents thereof, please contact ct.info@element.com.

Channel	Port	QPSK	16QAM	64QAM	256QAM
Low	0	48.97	**49.03**	48.96	48.95
	1	48.67	**48.71**	48.68	48.76
	Total Conducted Power (mW)	152506.72	**154285.34**	152495.00	153685.85
	Total Conducted Power(dBm)	51.83	**51.88**	51.83	51.87
Mid	0	**48.98**	48.94	48.91	48.91
	1	**48.86**	48.73	48.69	48.73
	Total Conducted Power (mW)	**155980.91**	152987.84	151764.18	152448.53
	Total Conducted Power(dBm)	**51.93**	51.85	51.81	51.83
High	0	48.99	48.87	48.85	48.83
	1	48.81	48.73	48.72	48.75
	Total Conducted Power (mW)	155282.76	151735.22	151209.35	151373.00
	Total Conducted Power(dBm)	51.91	51.81	51.80	51.80

Table 10-32. Conducted Average Output Power Table (AWS_NR_2C_5M+10M+ LTE_1C_20M)

© 2021 Element

ES-QP-16-12 Rev.01

Unless otherwise specified, no part of this report may be reproduced or utilized in any part, form or by any means, electronic or mechanical, including photocopying and microfilm, without written permission from Element. If you have any questions about this or have an inquiry about obtaining additional rights to this report or assembly of contents thereof, please contact ct.info@element.com.

Channel	Port	QPSK	16QAM	64QAM	256QAM
Low	0	42.81	42.75	42.76	42.75
	1	42.69	42.68	42.73	42.60
	2	42.44	42.44	42.46	42.42
	3	42.64	42.64	42.64	42.65
	Total Conducted Power (mW)	73580.77	73276.00	73615.00	72899.44
	Total Conducted Power(dBm)	48.67	48.65	48.67	48.63
Mid	0	**42.87**	42.84	42.83	**42.84**
	1	**42.65**	42.77	42.73	**42.82**
	2	**42.61**	42.63	42.58	**42.62**
	3	**42.70**	42.68	42.68	**42.73**
	Total Conducted Power (mW)	**74631.77**	75012.81	74585.35	**75404.42**
	Total Conducted Power(dBm)	**48.73**	48.75	48.73	**48.77**
High	0	42.78	42.77	42.80	42.83
	1	42.72	42.75	42.75	42.79
	2	42.55	42.57	42.51	42.57
	3	42.60	42.57	42.62	42.62
	Total Conducted Power (mW)	73859.60	73903.41	73995.89	74550.21
	Total Conducted Power(dBm)	48.68	48.69	48.69	48.72

Table 10-33. Conducted Average Output Power Table (PCS_NR_1C_5M)

Channel	Port	QPSK	16QAM	64QAM	256QAM
Low	0	46.07	46.01	45.97	45.96
	1	45.83	45.85	45.78	45.80
	2	45.67	45.69	45.62	45.68
	3	45.84	45.85	45.84	45.81
	Total Conducted Power (mW)	154008.55	153888.92	152227.04	152554.07
	Total Conducted Power(dBm)	51.88	51.87	51.82	51.83
Mid	0	**45.96**	45.99	**46.02**	45.98
	1	**45.86**	45.88	**45.86**	45.78
	2	**45.74**	45.73	**45.71**	45.73
	3	**45.88**	45.86	**45.89**	45.86
	Total Conducted Power (mW)	**154216.63**	154403.81	**154596.52**	153430.96
	Total Conducted Power(dBm)	**51.88**	51.89	**51.89**	51.86
High	0	45.98	45.99	45.89	45.85
	1	45.80	45.74	45.74	45.76
	2	45.71	45.72	45.67	45.74
	3	45.83	45.83	45.78	45.79
	Total Conducted Power (mW)	153168.39	152823.95	151054.36	151558.36
	Total Conducted Power(dBm)	51.85	51.84	51.79	51.81

Table 10-34. Conducted Average Output Power Table (PCS_NR_1C_10M)

© 2021 Element ES-QP-16-12 Rev.01

Unless otherwise specified, no part of this report may be reproduced or utilized in any part, form or by any means, electronic or mechanical, including photocopying and microfilm, without written permission from Element. If you have any questions about this or have an inquiry about obtaining additional rights to this report or assembly of contents thereof, please contact ct.info@element.com.

Channel	Port	QPSK	16QAM	64QAM	256QAM
Low	0	45.76	45.71	45.69	45.74
	1	45.50	45.50	45.51	45.58
	2	45.32	45.32	45.29	45.35
	3	45.49	45.46	45.50	45.52
	Total Conducted Power (mW)	142592.27	141917.37	141919.03	143560.18
	Total Conducted Power(dBm)	51.54	51.52	51.52	51.57
Mid	0	45.72	45.73	45.69	**45.77**
	1	45.54	45.55	45.59	**45.62**
	2	45.43	45.45	45.42	**45.49**
	3	45.54	45.53	45.52	**45.54**
	Total Conducted Power (mW)	143858.33	144105.72	143771.22	**145441.99**
	Total Conducted Power(dBm)	51.58	51.59	51.58	**51.63**
High	0	**45.71**	45.67	45.70	45.73
	1	**45.57**	45.53	45.62	45.57
	2	**45.46**	45.37	45.38	45.44
	3	**45.52**	45.47	45.48	45.49
	Total Conducted Power (mW)	**144098.19**	142297.12	143461.61	143863.17
	Total Conducted Power(dBm)	**51.59**	51.53	51.57	51.58

Table 10-35. Conducted Average Output Power Table (PCS_NR_2C_5M+5M)

Channel	Port	QPSK	16QAM	64QAM	256QAM
Low	0	46.11	46.15	46.10	46.09
	1	46.26	46.20	46.22	46.13
	2	45.69	45.71	45.73	45.69
	3	45.88	45.89	45.91	45.91
	Total Conducted Power (mW)	158892.64	158950.90	159022.64	157727.01
	Total Conducted Power(dBm)	52.01	52.01	52.01	51.98
Mid	0	46.15	46.19	**46.21**	46.20
	1	46.22	46.27	**46.32**	46.26
	2	45.81	45.80	**45.78**	45.81
	3	45.90	45.92	**45.95**	45.98
	Total Conducted Power (mW)	160100.21	161058.39	**161837.15**	161688.19
	Total Conducted Power(dBm)	52.04	52.07	**52.09**	52.09
High	0	**46.18**	46.14	46.15	46.10
	1	**46.30**	46.18	46.22	46.25
	2	**45.78**	45.78	45.81	45.74
	3	**45.96**	45.94	45.92	45.85
	Total Conducted Power (mW)	**161443.34**	159719.13	160279.78	158864.16
	Total Conducted Power(dBm)	**52.08**	52.03	52.05	52.01

Table 10-36. Conducted Average Output Power Table (PCS_NR_1C_5M + LTE_1C_5M)

© 2021 Element ES-QP-16-12 Rev.01

Unless otherwise specified, no part of this report may be reproduced or utilized in any part, form or by any means, electronic or mechanical, including photocopying and microfilm, without written permission from Element. If you have any questions about this or have an inquiry about obtaining additional rights to this report or assembly of contents thereof, please contact ct.info@element.com.

Channel	Port	QPSK	16QAM	64QAM	256QAM
Low	0	45.86	45.84	45.78	45.82
	1	45.65	45.74	45.67	45.71
	2	45.45	45.47	45.46	45.50
	3	45.65	45.64	45.65	45.70
	Total Conducted Power (mW)	147079.48	147748.87	146626.29	148068.46
	Total Conducted Power(dBm)	51.68	51.70	51.66	51.70
Mid	0	45.79	45.82	45.70	45.82
	1	45.62	45.67	45.59	45.73
	2	45.54	45.54	45.47	45.53
	3	45.63	45.65	45.59	45.60
	Total Conducted Power (mW)	146776.02	147630.06	144839.21	147640.58
	Total Conducted Power(dBm)	51.67	51.69	51.61	51.69
High	0	**45.83**	45.88	45.86	**45.89**
	1	**45.74**	45.76	45.75	**45.76**
	2	**45.55**	45.55	45.53	**45.57**
	3	**45.70**	45.73	45.70	**45.72**
	Total Conducted Power (mW)	**148825.49**	149699.40	149012.38	**149868.30**
	Total Conducted Power(dBm)	**51.73**	51.75	51.73	**51.76**

Table 10-37. Conducted Average Output Power Table (PCS_ NR_1C_15M)

Channel	Port	QPSK	16QAM	64QAM	256QAM
Low	0	45.87	45.90	45.92	45.84
	1	46.04	45.96	46.08	45.94
	2	45.54	45.49	45.57	45.56
	3	45.74	45.72	45.76	45.77
	Total Conducted Power (mW)	152122.72	151074.99	153363.19	151367.37
	Total Conducted Power(dBm)	51.82	51.79	51.86	51.80
Mid	0	**45.88**	45.84	45.83	45.87
	1	**46.12**	46.09	46.12	46.11
	2	**45.61**	45.57	45.59	45.56
	3	**45.77**	45.74	45.72	45.73
	Total Conducted Power (mW)	**153800.55**	152570.22	152757.86	152854.63
	Total Conducted Power(dBm)	**51.87**	51.83	51.84	51.84
High	0	45.87	45.90	45.91	**45.91**
	1	46.07	46.01	46.09	**46.09**
	2	45.57	45.55	45.60	**45.61**
	3	45.75	45.73	45.76	**45.78**
	Total Conducted Power (mW)	152735.89	152110.26	153616.72	**153874.29**
	Total Conducted Power(dBm)	51.84	51.82	51.86	**51.87**

Table 10-38. Conducted Average Output Power Table (PCS_DSS_1C_15M)

© 2021 Element ES-QP-16-12 Rev.01

Unless otherwise specified, no part of this report may be reproduced or utilized in any part, form or by any means, electronic or mechanical, including photocopying and microfilm, without written permission from Element. If you have any questions about this or have an inquiry about obtaining additional rights to this report or assembly of contents thereof, please contact ct.info@element.com.

Channel	Port	QPSK	16QAM	64QAM	256QAM
Low	0	45.86	45.93	45.90	45.94
	1	46.17	46.04	46.01	45.90
	2	45.46	45.52	45.52	45.55
	3	45.72	45.77	45.72	45.82
	Total Conducted Power (mW)	152428.86	152755.60	151777.13	152255.63
	Total Conducted Power(dBm)	51.83	51.84	51.81	51.83
Mid	0	**45.94**	**45.99**	45.97	45.98
	1	**46.05**	**46.02**	46.02	46.01
	2	**45.62**	**45.67**	45.64	45.64
	3	**45.79**	**45.87**	45.83	45.85
	Total Conducted Power (mW)	**153943.09**	**155248.09**	154457.37	154633.23
	Total Conducted Power(dBm)	**51.87**	**51.91**	51.89	51.89
High	0	45.98	45.95	45.99	46.00
	1	45.97	46.00	45.89	45.92
	2	45.60	45.63	45.63	45.62
	3	45.82	45.86	45.83	45.84
	Total Conducted Power (mW)	153666.70	154273.04	153376.15	153740.93
	Total Conducted Power(dBm)	51.87	51.88	51.86	51.87

Table 10-39. Conducted Average Output Power Table (PCS_DSS_1C_10M + NR_1C_5M)

Channel	Port	QPSK	16QAM	64QAM	256QAM
Low	0	45.67	45.76	45.74	45.74
	1	45.60	45.57	45.55	45.56
	2	45.47	45.40	45.44	45.45
	3	45.61	45.57	45.56	45.56
	Total Conducted Power (mW)	144834.16	144459.79	144358.94	144522.35
	Total Conducted Power(dBm)	51.61	51.60	51.59	51.60
Mid	0	45.77	45.76	45.77	45.74
	1	45.58	45.55	45.62	45.64
	2	45.50	45.49	45.53	45.49
	3	45.63	45.61	45.61	45.60
	Total Conducted Power (mW)	145939.02	145353.81	146351.40	145848.60
	Total Conducted Power(dBm)	51.64	51.62	51.65	51.64
High	0	**45.82**	**45.87**	45.87	45.85
	1	**45.62**	**45.74**	45.70	45.74
	2	**45.56**	**45.60**	45.57	45.56
	3	**45.67**	**45.70**	45.66	45.69
	Total Conducted Power (mW)	**147542.52**	**149595.33**	148660.98	148999.48
	Total Conducted Power(dBm)	**51.69**	**51.75**	51.72	51.73

Table 10-40. Conducted Average Output Power Table (PCS_NR_1C_20M)

© 2021 Element ES-QP-16-12 Rev.01

Unless otherwise specified, no part of this report may be reproduced or utilized in any part, form or by any means, electronic or mechanical, including photocopying and microfilm, without written permission from Element. If you have any questions about this or have an inquiry about obtaining additional rights to this report or assembly of contents thereof, please contact ct.info@element.com.

Channel	Port	QPSK	16QAM	64QAM	256QAM
Low	0	45.88	45.91	45.93	45.90
	1	46.12	45.99	45.98	46.02
	2	45.55	45.55	45.55	45.55
	3	45.72	45.75	45.74	45.64
	Total Conducted Power (mW)	152869.04	152189.29	152191.48	151434.94
	Total Conducted Power(dBm)	51.84	51.82	51.82	51.80
Mid	0	45.86	45.87	45.86	45.87
	1	45.97	46.00	45.98	46.07
	2	45.57	45.56	45.58	45.59
	3	45.74	45.76	45.75	45.77
	Total Conducted Power (mW)	151639.66	152092.73	151900.37	153075.81
	Total Conducted Power(dBm)	51.81	51.82	51.82	51.85
High	0	**45.95**	**46.01**	45.94	45.98
	1	**46.14**	**46.10**	46.06	46.02
	2	**45.65**	**45.68**	45.65	45.66
	3	**45.78**	**45.84**	45.83	45.81
	Total Conducted Power (mW)	**155042.47**	**155994.06**	154639.74	154541.76
	Total Conducted Power(dBm)	**51.90**	**51.93**	51.89	51.89

Table 10-41. Conducted Average Output Power Table (PCS_DSS_1C_20M)

Channel	Port	QPSK	16QAM	64QAM	256QAM
Low	0	**45.86**	45.51	45.51	45.50
	1	**45.90**	45.45	45.36	45.32
	2	**45.47**	45.57	45.59	45.26
	3	**45.63**	45.74	45.77	45.43
	Total Conducted Power (mW)	**149248.92**	144193.48	143900.45	138009.95
	Total Conducted Power(dBm)	**51.74**	51.59	51.58	51.40
Mid	0	45.48	45.46	45.48	45.45
	1	45.35	45.35	45.36	45.36
	2	45.27	45.30	45.28	45.51
	3	45.40	45.45	45.42	45.66
	Total Conducted Power (mW)	137919.94	138392.43	138236.57	141807.01
	Total Conducted Power(dBm)	51.40	51.41	51.41	51.52
High	0	45.52	45.54	**45.55**	45.53
	1	45.42	45.42	**45.46**	45.38
	2	45.54	45.61	**45.60**	45.60
	3	45.74	45.78	**45.77**	45.74
	Total Conducted Power (mW)	143785.79	144879.14	**145113.26**	144046.76
	Total Conducted Power(dBm)	51.58	51.61	**51.62**	51.59

Table 10-42. Conducted Average Output Power Table (PCS_DSS_2C_10M+10M)

© 2021 Element ES-QP-16-12 Rev.01

Unless otherwise specified, no part of this report may be reproduced or utilized in any part, form or by any means, electronic or mechanical, including photocopying and microfilm, without written permission from Element. If you have any questions about this or have an inquiry about obtaining additional rights to this report or assembly of contents thereof, please contact ct.info@element.com.

Channel	Port	QPSK	16QAM	64QAM	256QAM
Low	0	45.86	45.93	45.94	45.92
	1	45.97	46.19	46.13	46.01
	2	45.52	45.58	45.60	45.61
	3	45.74	45.79	45.79	45.77
	Total Conducted Power (mW)	151226.91	154837.73	154524.21	153135.30
	Total Conducted Power(dBm)	51.80	51.90	51.89	51.85
Mid	0	45.92	45.94	45.97	45.94
	1	46.05	46.03	46.05	46.06
	2	45.64	45.66	45.71	45.66
	3	45.79	45.78	45.83	45.80
	Total Conducted Power (mW)	153931.05	154008.32	155330.01	154460.87
	Total Conducted Power(dBm)	51.87	51.88	51.91	51.89
High	0	**45.97**	45.99	45.98	**45.97**
	1	**46.08**	46.09	46.14	**46.10**
	2	**45.67**	45.66	45.67	**45.68**
	3	**45.81**	45.83	45.79	**45.84**
	Total Conducted Power (mW)	**155091.86**	155458.86	155572.03	**155628.23**
	Total Conducted Power(dBm)	**51.91**	51.92	51.92	**51.92**

Table 10-43. Conducted Average Output Power Table (PCS_DSS_2C_10M+15M)

Channel	Port	QPSK	16QAM	64QAM	256QAM
Low	0	45.92	45.92	45.90	45.94
	1	45.83	45.82	45.85	45.85
	2	45.63	45.65	45.66	45.72
	3	45.78	45.81	45.82	45.84
	Total Conducted Power (mW)	151770.30	152113.33	152371.02	153419.41
	Total Conducted Power(dBm)	51.81	51.82	51.83	51.86
Mid	0	**46.00**	45.97	45.95	45.92
	1	**45.81**	45.96	45.90	45.90
	2	**45.77**	45.73	45.72	45.70
	3	**45.89**	45.86	45.82	45.80
	Total Conducted Power (mW)	**154489.56**	154941.29	153778.96	153161.07
	Total Conducted Power(dBm)	**51.89**	51.90	51.87	51.85
High	0	45.95	45.98	**46.02**	45.99
	1	45.90	45.86	**45.94**	45.95
	2	45.73	45.75	**45.81**	45.79
	3	45.80	45.86	**45.91**	45.90
	Total Conducted Power (mW)	153689.52	154307.22	**156359.75**	155910.18
	Total Conducted Power(dBm)	51.87	51.88	**51.94**	51.93

Table 10-44. Conducted Average Output Power Table (PCS_NR_2C_10M+15M)

© 2021 Element ES-QP-16-12 Rev.01

Unless otherwise specified, no part of this report may be reproduced or utilized in any part, form or by any means, electronic or mechanical, including photocopying and microfilm, without written permission from Element. If you have any questions about this or have an inquiry about obtaining additional rights to this report or assembly of contents thereof, please contact ct.info@element.com.

Channel	Port	QPSK	16QAM	64QAM	256QAM
Low	0	45.70	45.79	45.74	45.80
	1	45.99	45.92	45.89	45.93
	2	45.49	45.43	45.46	45.45
	3	45.61	45.62	45.57	45.61
	Total Conducted Power (mW)	148663.92	148405.01	147526.25	148659.82
	Total Conducted Power(dBm)	51.72	51.71	51.69	51.72
Mid	0	**45.79**	**45.82**	45.72	45.67
	1	**45.95**	**45.98**	45.80	45.80
	2	**45.60**	**45.59**	45.58	45.65
	3	**45.63**	**45.69**	45.71	45.77
	Total Conducted Power (mW)	**150153.79**	**151114.60**	148724.11	149402.15
	Total Conducted Power(dBm)	**51.77**	**51.79**	51.72	51.74
High	0	45.61	45.69	45.64	45.71
	1	45.63	45.65	45.70	45.76
	2	45.39	45.48	45.41	45.46
	3	45.49	45.59	45.52	45.57
	Total Conducted Power (mW)	142944.65	145338.92	144196.01	146123.46
	Total Conducted Power(dBm)	51.55	51.62	51.59	51.65

Table 10-45. Conducted Average Output Power Table (PCS_DSS_1C_20M + LTE_1C_5M)

Channel	Port	QPSK	16QAM	64QAM	256QAM
Low	0	45.86	45.80	45.85	45.90
	1	46.03	46.00	46.10	46.12
	2	45.44	45.48	45.48	45.50
	3	45.68	45.70	45.66	45.69
	Total Conducted Power (mW)	150611.84	150301.50	151328.42	152379.99
	Total Conducted Power(dBm)	51.78	51.77	51.80	51.83
Mid	0	**45.89**	45.93	45.96	**45.97**
	1	**46.13**	46.20	46.19	**46.22**
	2	**45.64**	45.61	45.66	**45.68**
	3	**45.76**	45.74	45.79	**45.80**
	Total Conducted Power (mW)	**154149.58**	154749.93	155781.19	**156417.78**
	Total Conducted Power(dBm)	**51.88**	51.90	51.93	**51.94**
High	0	45.91	45.95	45.95	45.96
	1	46.05	46.06	46.00	46.05
	2	45.58	45.58	45.59	45.59
	3	45.73	45.74	45.74	45.73
	Total Conducted Power (mW)	152817.95	153357.83	152887.32	153352.79
	Total Conducted Power(dBm)	51.84	51.86	51.84	51.86

Table 10-46. Conducted Average Output Power Table (PCS_DSS_1C_20M + NR_1C_5M)

© 2021 Element
ES-QP-16-12 Rev.01
Unless otherwise specified, no part of this report may be reproduced or utilized in any part, form or by any means, electronic or mechanical, including photocopying and microfilm, without written permission from Element. If you have any questions about this or have an inquiry about obtaining additional rights to this report or assembly of contents thereof, please contact ct.info@element.com.

Channel	Port	QPSK	16QAM	64QAM	256QAM
Low	0	45.90	45.92	45.91	45.93
	1	46.12	46.18	46.18	46.16
	2	45.58	45.57	45.56	45.58
	3	45.77	45.75	45.78	45.77
	Total Conducted Power (mW)	153728.79	154221.10	154308.79	154377.14
	Total Conducted Power(dBm)	51.87	51.88	51.88	51.89
Mid	0	45.90	45.97	**45.99**	45.97
	1	46.17	46.30	**46.33**	46.09
	2	45.68	45.74	**45.72**	45.70
	3	45.78	45.87	**45.84**	45.84
	Total Conducted Power (mW)	155131.56	158328.61	**158368.54**	155705.24
	Total Conducted Power(dBm)	51.91	52.00	**52.00**	51.92
High	0	**45.97**	46.00	45.96	46.02
	1	**46.16**	46.06	46.15	46.10
	2	**45.70**	45.72	45.73	45.71
	3	**45.81**	45.82	45.82	45.82
	Total Conducted Power (mW)	**156101.52**	155694.70	156260.97	156166.10
	Total Conducted Power(dBm)	**51.93**	51.92	51.94	51.94

Table 10-47. Conducted Average Output Power Table (PCS_NR_1C_20M + LTE_1C_5M)

© 2021 Element ES-QP-16-12 Rev.01

Unless otherwise specified, no part of this report may be reproduced or utilized in any part, form or by any means, electronic or mechanical, including photocopying and microfilm, without written permission from Element. If you have any questions about this or have an inquiry about obtaining additional rights to this report or assembly of contents thereof, please contact ct.info@element.com.

Channel	Port	QPSK	16QAM	64QAM	256QAM
Low	0	42.30	42.31	42.27	42.25
	1	42.09	42.13	42.06	42.08
	2	42.62	42.66	42.64	42.61
	3	42.68	42.73	42.67	42.65
	Total Conducted Power (mW)	69979.56	70552.20	69793.01	69578.30
	Total Conducted Power(dBm)	48.45	48.49	48.44	48.42
Mid	0	**42.52**	**42.53**	42.52	42.45
	1	**42.62**	**42.71**	42.62	42.61
	2	**43.10**	**43.06**	43.10	43.05
	3	**43.14**	**43.15**	43.12	43.12
	Total Conducted Power (mW)	**77169.56**	**77453.85**	77074.88	76513.48
	Total Conducted Power(dBm)	**48.87**	**48.89**	48.87	48.84
High	0	42.24	42.22	42.16	42.21
	1	42.42	42.38	42.34	42.37
	2	42.60	42.55	42.50	42.50
	3	42.71	42.68	42.61	42.66
	Total Conducted Power (mW)	71068.46	70494.66	69605.04	70125.45
	Total Conducted Power(dBm)	48.52	48.48	48.43	48.46

Table 10-48. Conducted Average Output Power Table (AWS_NR_1C_5M)

Channel	Port	QPSK	16QAM	64QAM	256QAM
Low	0	45.56	45.48	45.51	45.53
	1	45.17	45.17	45.19	45.19
	2	45.16	45.15	45.15	45.13
	3	45.63	45.63	45.62	45.75
	Total Conducted Power (mW)	138229.11	137497.03	137809.55	138931.65
	Total Conducted Power(dBm)	51.41	51.38	51.39	51.43
Mid	0	**45.72**	45.71	**45.72**	45.67
	1	**45.62**	45.59	**45.62**	45.62
	2	**45.45**	45.43	**45.44**	45.39
	3	**46.10**	46.10	**46.08**	46.07
	Total Conducted Power (mW)	**149613.63**	149115.53	**149345.78**	148424.68
	Total Conducted Power(dBm)	**51.75**	51.74	**51.74**	51.72
High	0	45.62	45.65	45.60	45.61
	1	45.59	45.60	45.57	45.55
	2	45.23	45.26	45.23	45.22
	3	45.87	45.87	45.86	45.85
	Total Conducted Power (mW)	144679.03	145246.49	144256.15	144008.83
	Total Conducted Power(dBm)	51.60	51.62	51.59	51.58

Table 10-49. Conducted Average Output Power Table (AWS_NR_1C_10M)

© 2021 Element ES-QP-16-12 Rev.01

Unless otherwise specified, no part of this report may be reproduced or utilized in any part, form or by any means, electronic or mechanical, including photocopying and microfilm, without written permission from Element. If you have any questions about this or have an inquiry about obtaining additional rights to this report or assembly of contents thereof, please contact ct.info@element.com.

Channel	Port	QPSK	16QAM	64QAM	256QAM
Low	0	45.60	45.64	45.63	45.67
	1	45.42	45.45	45.42	45.42
	2	45.34	45.32	45.35	45.40
	3	45.86	45.90	45.86	45.91
	Total Conducted Power (mW)	143887.32	144664.28	144217.83	145399.38
	Total Conducted Power(dBm)	51.58	51.60	51.59	51.63
Mid	0	**45.91**	**45.87**	45.82	45.84
	1	**45.78**	**45.76**	45.73	45.75
	2	**45.66**	**45.64**	45.60	45.60
	3	**46.23**	**46.26**	46.22	46.19
	Total Conducted Power (mW)	**155627.25**	**155217.70**	153792.65	153853.33
	Total Conducted Power(dBm)	**51.92**	**51.91**	51.87	51.87
High	0	45.68	45.65	45.70	45.66
	1	45.65	45.65	45.67	45.62
	2	45.37	45.36	45.36	45.36
	3	46.00	45.92	45.94	45.95
	Total Conducted Power (mW)	147956.76	146896.34	147671.57	146999.09
	Total Conducted Power(dBm)	51.70	51.67	51.69	51.67

Table 10-50. Conducted Average Output Power Table (AWS_NR_2C_5M+5M)

Channel	Port	QPSK	16QAM	64QAM	256QAM
Low	0	45.71	45.69	45.72	45.72
	1	45.52	45.56	45.58	45.55
	2	45.44	45.56	45.54	45.56
	3	45.92	46.09	46.00	46.00
	Total Conducted Power (mW)	146962.89	149662.27	149086.36	149002.86
	Total Conducted Power(dBm)	51.67	51.75	51.73	51.73
Mid	0	**45.91**	45.77	45.77	**45.85**
	1	**45.84**	45.70	45.69	**45.71**
	2	**45.79**	45.52	45.42	**45.53**
	3	**46.34**	46.16	46.13	**46.07**
	Total Conducted Power (mW)	**158349.08**	151860.61	150679.43	**151883.22**
	Total Conducted Power(dBm)	**52.00**	51.81	51.78	**51.82**
High	0	45.62	45.62	45.52	45.51
	1	45.52	45.53	45.45	45.41
	2	45.29	45.19	45.19	45.17
	3	45.90	45.81	45.81	45.75
	Total Conducted Power (mW)	144831.51	143346.21	141863.84	140785.65
	Total Conducted Power(dBm)	51.61	51.56	51.52	51.49

Table 10-51. Conducted Average Output Power Table (AWS_NR_1C_5M + LTE_1C_5M)

© 2021 Element ES-QP-16-12 Rev.01

Unless otherwise specified, no part of this report may be reproduced or utilized in any part, form or by any means, electronic or mechanical, including photocopying and microfilm, without written permission from Element. If you have any questions about this or have an inquiry about obtaining additional rights to this report or assembly of contents thereof, please contact ct.info@element.com.

Channel	Port	QPSK	16QAM	64QAM	256QAM
Low	0	47.30	47.32	47.35	47.33
	1	47.03	47.07	47.09	47.08
	2	47.04	47.11	47.06	47.05
	3	47.56	47.63	47.59	47.60
	Total Conducted Power (mW)	211768.20	214231.38	213720.81	213369.00
	Total Conducted Power(dBm)	53.26	53.31	53.30	53.29
Mid	0	**47.64**	**47.61**	47.60	47.62
	1	**47.45**	**47.48**	47.40	47.41
	2	**47.31**	**47.32**	47.28	47.30
	3	**47.86**	**47.85**	47.83	47.87
	Total Conducted Power (mW)	**228588.05**	**228557.16**	226628.15	227828.59
	Total Conducted Power(dBm)	**53.59**	**53.59**	53.55	53.58
High	0	47.37	47.41	47.37	47.31
	1	47.28	47.29	47.22	47.23
	2	47.06	47.06	47.00	47.03
	3	47.58	47.62	47.61	47.57
	Total Conducted Power (mW)	216127.77	217285.98	215094.14	214285.50
	Total Conducted Power(dBm)	53.35	53.37	53.33	53.31

Table 10-52. Conducted Average Output Power Table (AWS_NR_1C_15M)

Channel	Port	QPSK	16QAM	64QAM	256QAM
Low	0	47.49	47.46	47.34	**47.51**
	1	47.19	47.17	47.11	**47.23**
	2	47.14	47.15	47.06	**47.20**
	3	47.63	47.64	47.59	**47.67**
	Total Conducted Power (mW)	218168.39	217794.49	213832.04	**220168.05**
	Total Conducted Power(dBm)	53.39	53.38	53.30	**53.43**
Mid	0	**47.57**	47.48	47.39	47.43
	1	**47.52**	47.30	47.25	47.30
	2	**47.42**	47.11	47.06	47.07
	3	**47.88**	47.69	47.64	47.66
	Total Conducted Power (mW)	**230225.51**	219832.24	216808.53	218315.79
	Total Conducted Power(dBm)	**53.62**	53.42	53.36	53.39
High	0	47.19	47.16	47.22	47.23
	1	47.14	47.12	47.13	47.16
	2	46.92	46.90	46.93	46.95
	3	47.49	47.47	47.48	47.51
	Total Conducted Power (mW)	209429.48	208347.37	209657.76	210752.91
	Total Conducted Power(dBm)	53.21	53.19	53.22	53.24

Table 10-53. Conducted Average Output Power Table (AWS_DSS_1C_15M)

© 2021 Element ES-QP-16-12 Rev.01

Unless otherwise specified, no part of this report may be reproduced or utilized in any part, form or by any means, electronic or mechanical, including photocopying and microfilm, without written permission from Element. If you have any questions about this or have an inquiry about obtaining additional rights to this report or assembly of contents thereof, please contact ct.info@element.com.

Channel	Port	QPSK	16QAM	64QAM	256QAM
Low	0	47.34	47.35	47.43	47.34
	1	47.15	47.11	47.14	47.12
	2	46.97	46.93	47.06	46.98
	3	47.39	47.43	47.51	47.43
	Total Conducted Power (mW)	210681.50	210381.79	214275.40	210946.41
	Total Conducted Power(dBm)	53.24	53.23	53.31	53.24
Mid	0	**47.64**	47.53	**47.60**	47.55
	1	**47.39**	47.40	**47.43**	47.38
	2	**47.22**	47.24	**47.25**	47.25
	3	**47.70**	47.72	**47.75**	47.66
	Total Conducted Power (mW)	**224511.49**	223700.52	**225533.66**	223019.84
	Total Conducted Power(dBm)	**53.51**	53.50	**53.53**	53.48
High	0	47.34	47.36	47.20	47.43
	1	47.25	47.31	47.22	47.28
	2	47.01	47.02	47.05	46.96
	3	47.53	47.54	47.55	47.45
	Total Conducted Power (mW)	214146.72	215381.76	212788.10	214041.10
	Total Conducted Power(dBm)	53.31	53.33	53.28	53.30

Table 10-54. Conducted Average Output Power Table (AWS_DSS_1C_10M + NR_1C_5M)

Channel	Port	QPSK	16QAM	64QAM	256QAM
Low	0	47.39	47.35	47.35	47.37
	1	47.16	47.15	47.18	47.21
	2	47.12	47.11	47.15	47.22
	3	47.66	47.67	47.67	47.71
	Total Conducted Power (mW)	216694.67	216088.41	216923.66	218920.61
	Total Conducted Power(dBm)	53.36	53.35	53.36	53.40
Mid	0	**47.58**	47.62	47.65	**47.71**
	1	**47.31**	47.31	47.38	**47.42**
	2	**47.18**	47.30	47.37	**47.37**
	3	**47.76**	47.83	47.91	**47.93**
	Total Conducted Power (mW)	**223049.73**	226013.40	229289.34	**230890.54**
	Total Conducted Power(dBm)	**53.48**	53.54	53.60	**53.63**
High	0	47.43	47.49	47.49	47.51
	1	47.32	47.37	47.35	47.36
	2	47.07	47.08	47.08	47.08
	3	47.52	47.63	47.65	47.66
	Total Conducted Power (mW)	216712.86	219673.95	219690.65	220209.04
	Total Conducted Power(dBm)	53.36	53.42	53.42	53.43

Table 10-55. Conducted Average Output Power Table (AWS_NR_1C_20M)

© 2021 Element ES-QP-16-12 Rev.01

Unless otherwise specified, no part of this report may be reproduced or utilized in any part, form or by any means, electronic or mechanical, including photocopying and microfilm, without written permission from Element. If you have any questions about this or have an inquiry about obtaining additional rights to this report or assembly of contents thereof, please contact ct.info@element.com.

Channel	Port	QPSK	16QAM	64QAM	256QAM
Low	0	47.23	47.25	47.26	47.24
	1	47.09	47.16	47.10	47.08
	2	46.95	46.96	46.95	46.95
	3	47.53	47.53	47.52	47.50
	Total Conducted Power (mW)	210181.66	211371.21	210535.68	209796.00
	Total Conducted Power(dBm)	53.23	53.25	53.23	53.22
Mid	0	**47.44**	47.44	**47.43**	47.43
	1	**47.22**	47.21	**47.28**	47.27
	2	**47.08**	47.14	**47.13**	47.10
	3	**47.66**	47.66	**47.71**	47.70
	Total Conducted Power (mW)	**217580.57**	218169.49	**219453.19**	218839.00
	Total Conducted Power(dBm)	**53.38**	53.39	**53.41**	53.40
High	0	47.36	47.18	47.33	47.24
	1	47.17	47.14	47.09	47.04
	2	46.92	46.86	46.85	46.81
	3	47.49	47.47	47.45	47.42
	Total Conducted Power (mW)	211878.49	208376.17	209251.28	206729.90
	Total Conducted Power(dBm)	53.26	53.19	53.21	53.15

Table 10-56. Conducted Average Output Power Table (AWS_DSS_1C_20M)

Channel	Port	QPSK	16QAM	64QAM	256QAM
Low	0	47.36	47.36	47.38	47.29
	1	47.17	47.18	47.20	47.13
	2	46.91	47.03	47.07	47.01
	3	47.49	47.55	47.55	47.52
	Total Conducted Power (mW)	211765.32	214041.31	215000.72	211949.26
	Total Conducted Power(dBm)	53.26	53.30	53.32	53.26
Mid	0	**47.53**	47.53	47.52	**47.53**
	1	**47.29**	47.29	47.30	**47.31**
	2	**47.14**	47.19	47.22	**47.24**
	3	**47.75**	47.71	47.73	**47.70**
	Total Conducted Power (mW)	**221530.49**	221583.75	222212.40	**222301.62**
	Total Conducted Power(dBm)	**53.45**	53.46	53.47	**53.47**
High	0	47.37	47.33	47.26	47.25
	1	47.30	47.19	47.15	47.08
	2	47.02	46.90	46.89	46.80
	3	47.61	47.52	47.48	47.40
	Total Conducted Power (mW)	216305.67	211907.06	209931.83	206956.04
	Total Conducted Power(dBm)	53.35	53.26	53.22	53.16

Table 10-57. Conducted Average Output Power Table (AWS_DSS_2C_10M+10M)

© 2021 Element ES-QP-16-12 Rev.01

Unless otherwise specified, no part of this report may be reproduced or utilized in any part, form or by any means, electronic or mechanical, including photocopying and microfilm, without written permission from Element. If you have any questions about this or have an inquiry about obtaining additional rights to this report or assembly of contents thereof, please contact ct.info@element.com.

Channel	Port	QPSK	16QAM	64QAM	256QAM
Low	0	47.53	47.56	47.55	47.40
	1	47.29	47.29	47.31	47.20
	2	47.14	47.19	47.20	47.12
	3	47.61	47.64	47.67	47.58
	Total Conducted Power (mW)	219640.92	221032.58	221672.03	216237.30
	Total Conducted Power(dBm)	53.42	53.44	53.46	53.35
Mid	0	**47.60**	47.61	47.63	**47.64**
	1	**47.39**	47.43	47.40	**47.43**
	2	**47.30**	47.24	47.26	**47.32**
	3	**47.75**	47.76	47.77	**47.87**
	Total Conducted Power (mW)	**225641.08**	225681.53	225948.94	**228597.55**
	Total Conducted Power(dBm)	**53.53**	53.53	53.54	**53.59**
High	0	47.47	47.48	47.47	47.51
	1	47.36	47.30	47.36	47.29
	2	47.17	47.13	47.16	47.16
	3	47.71	47.65	47.65	47.63
	Total Conducted Power (mW)	221436.86	219530.90	220507.21	219885.90
	Total Conducted Power(dBm)	53.45	53.41	53.43	53.42

Table 10-58. Conducted Average Output Power Table (AWS_DSS_1C_10M + NR_1C_5M + LTE_1C_5M)

Channel	Port	QPSK	16QAM	64QAM	256QAM
Low	0	47.51	47.31	**47.34**	47.28
	1	47.24	47.16	**47.16**	47.13
	2	47.05	47.11	**47.11**	47.09
	3	47.58	47.57	**47.61**	47.64
	Total Conducted Power (mW)	217308.78	214378.81	**215280.70**	214342.70
	Total Conducted Power(dBm)	53.37	53.31	**53.33**	53.31
Mid	0	**47.39**	47.16	47.33	47.34
	1	**47.24**	47.14	47.20	47.18
	2	**47.10**	47.00	47.07	47.07
	3	**47.67**	47.60	47.61	47.62
	Total Conducted Power (mW)	**217559.19**	211423.00	215165.91	215182.40
	Total Conducted Power(dBm)	**53.38**	53.25	53.33	53.33
High	0	47.24	47.17	47.21	47.23
	1	47.15	47.05	47.13	47.16
	2	46.98	46.91	46.92	46.93
	3	47.55	47.48	47.46	47.54
	Total Conducted Power (mW)	211620.09	207885.09	209165.89	210915.97
	Total Conducted Power(dBm)	53.26	53.18	53.20	53.24

Table 10-59. Conducted Average Output Power Table (AWS_NR_3C_10M + 10M + 15M)

© 2021 Element ES-QP-16-12 Rev.01

Unless otherwise specified, no part of this report may be reproduced or utilized in any part, form or by any means, electronic or mechanical, including photocopying and microfilm, without written permission from Element. If you have any questions about this or have an inquiry about obtaining additional rights to this report or assembly of contents thereof, please contact ct.info@element.com.

Channel	Port	QPSK	16QAM	64QAM	256QAM
Low	0	**47.74**	47.65	47.62	47.61
	1	**47.52**	47.45	47.42	47.40
	2	**47.48**	47.40	47.36	47.34
	3	**47.89**	47.82	47.81	47.80
	Total Conducted Power (mW)	**233416.36**	229288.92	227862.48	227086.78
	Total Conducted Power(dBm)	**53.68**	53.60	53.58	53.56
Mid	0	47.66	47.66	47.63	**47.66**
	1	47.40	47.36	47.37	**47.42**
	2	47.36	47.36	47.36	**47.40**
	3	47.89	47.90	47.88	**47.88**
	Total Conducted Power (mW)	229266.55	228904.54	228345.12	**229882.54**
	Total Conducted Power(dBm)	53.60	53.60	53.59	**53.62**
High	0	47.54	47.52	47.52	47.55
	1	47.34	47.33	47.32	47.36
	2	47.15	47.14	47.10	47.14
	3	47.68	47.68	47.66	47.69
	Total Conducted Power (mW)	221448.37	220943.63	220075.41	221845.18
	Total Conducted Power(dBm)	53.45	53.44	53.43	53.46

Table 10-60. Conducted Average Output Power Table (AWS_DSS_3C_10M + 10M + 15M)

Channel	Port	QPSK	16QAM	64QAM	256QAM
Low	0	**47.45**	47.47	47.45	47.46
	1	**47.12**	47.12	47.16	47.18
	2	**47.14**	47.17	47.09	47.16
	3	**47.62**	47.65	47.58	47.65
	Total Conducted Power (mW)	**216683.58**	217699.68	216037.81	218168.12
	Total Conducted Power(dBm)	**53.36**	53.38	53.35	53.39
Mid	0	47.36	47.44	**47.49**	47.41
	1	47.19	47.21	**47.22**	47.19
	2	47.05	47.02	**47.12**	47.03
	3	47.65	47.56	**47.64**	47.57
	Total Conducted Power (mW)	215719.70	215430.79	**218427.09**	215054.81
	Total Conducted Power(dBm)	53.34	53.33	**53.39**	53.33
High	0	47.24	47.34	47.34	47.39
	1	47.14	47.22	47.17	47.13
	2	46.91	46.90	46.89	46.93
	3	47.51	47.50	47.48	47.49
	Total Conducted Power (mW)	210181.58	212135.09	211160.56	211891.51
	Total Conducted Power(dBm)	53.23	53.27	53.25	53.26

Table 10-61. Conducted Average Output Power Table (AWS_DSS_1C_20M + NR_1C_10M + LTE_1C_5M)

© 2021 Element ES-QP-16-12 Rev.01

Unless otherwise specified, no part of this report may be reproduced or utilized in any part, form or by any means, electronic or mechanical, including photocopying and microfilm, without written permission from Element. If you have any questions about this or have an inquiry about obtaining additional rights to this report or assembly of contents thereof, please contact ct.info@element.com.

Channel	Port	QPSK	16QAM	64QAM	256QAM
Low	0	47.42	47.37	47.43	47.43
	1	47.18	47.17	47.24	47.21
	2	47.16	47.28	47.22	47.17
	3	47.64	47.74	47.70	47.67
	Total Conducted Power (mW)	217523.40	219580.91	219908.71	218535.22
	Total Conducted Power(dBm)	53.38	53.42	53.42	53.40
Mid	0	**47.91**	**47.96**	47.62	47.56
	1	**47.58**	**47.68**	47.31	47.35
	2	**47.43**	**47.49**	47.29	47.21
	3	**47.88**	**48.00**	47.76	47.74
	Total Conducted Power (mW)	**235792.45**	**240331.62**	224919.78	223372.40
	Total Conducted Power(dBm)	**53.73**	**53.81**	53.52	53.49
High	0	47.48	47.38	47.44	47.44
	1	47.28	47.22	47.28	47.28
	2	46.98	46.89	46.97	46.99
	3	47.59	47.49	47.57	47.54
	Total Conducted Power (mW)	216732.29	212394.62	215840.58	215676.92
	Total Conducted Power(dBm)	53.36	53.27	53.34	53.34

Table 10-62. Conducted Average Output Power Table (AWS_DSS_2C_10M + 10M + LTE_1C_15M)

Channel	Port	QPSK	16QAM	64QAM	256QAM
Low	0	47.63	**47.60**	47.54	47.55
	1	47.18	**47.28**	47.27	47.28
	2	47.17	**47.28**	47.21	47.23
	3	47.62	**47.78**	47.65	47.67
	Total Conducted Power (mW)	220111.56	**224435.97**	220900.00	221665.26
	Total Conducted Power(dBm)	53.43	**53.51**	53.44	53.46
Mid	0	**47.56**	47.61	47.53	47.60
	1	**47.38**	47.38	47.28	47.37
	2	**47.19**	47.18	47.13	46.98
	3	**47.71**	47.72	47.65	47.69
	Total Conducted Power (mW)	**223098.18**	223774.02	219932.32	220757.16
	Total Conducted Power(dBm)	**53.48**	53.50	53.42	53.44
High	0	47.51	47.51	47.48	47.39
	1	47.30	47.32	47.28	47.33
	2	47.06	47.09	47.01	47.00
	3	47.55	47.59	47.58	47.59
	Total Conducted Power (mW)	217768.18	218894.66	216946.06	216433.50
	Total Conducted Power(dBm)	53.38	53.40	53.36	53.35

Table 10-63. Conducted Average Output Power Table (AWS_DSS_1C_20M + NR_2C_10M + 5M)

© 2021 Element ES-QP-16-12 Rev.01

Unless otherwise specified, no part of this report may be reproduced or utilized in any part, form or by any means, electronic or mechanical, including photocopying and microfilm, without written permission from Element. If you have any questions about this or have an inquiry about obtaining additional rights to this report or assembly of contents thereof, please contact ct.info@element.com.

Channel	Port	QPSK	16QAM	64QAM	256QAM
Low	0	47.56	47.57	47.68	47.62
	1	47.25	47.36	47.38	47.34
	2	47.16	47.30	47.28	47.29
	3	47.59	47.75	47.75	47.74
	Total Conducted Power (mW)	219516.12	224867.52	226338.06	225018.58
	Total Conducted Power(dBm)	53.41	53.52	53.55	53.52
Mid	0	**47.74**	**47.69**	47.65	47.66
	1	**47.44**	**47.46**	47.44	47.42
	2	**47.24**	**47.25**	47.23	47.21
	3	**47.76**	**47.77**	47.73	47.72
	Total Conducted Power (mW)	**227561.66**	**227397.11**	225809.95	225310.14
	Total Conducted Power(dBm)	**53.57**	**53.57**	53.54	53.53
High	0	47.48	47.44	47.51	47.51
	1	47.33	47.32	47.36	47.41
	2	47.07	47.05	47.12	47.16
	3	47.63	47.61	47.65	47.64
	Total Conducted Power (mW)	218927.15	217789.35	220547.22	221520.58
	Total Conducted Power(dBm)	53.40	53.38	53.44	53.45

Table 10-64. Conducted Average Output Power Table (AWS_NR_2C_5M + 10M + LTE_1C_20M)

© 2021 Element
ES-QP-16-12 Rev.01
Unless otherwise specified, no part of this report may be reproduced or utilized in any part, form or by any means, electronic or mechanical, including photocopying and microfilm, without written permission from Element. If you have any questions about this or have an inquiry about obtaining additional rights to this report or assembly of contents thereof, please contact ct.info@element.com.