
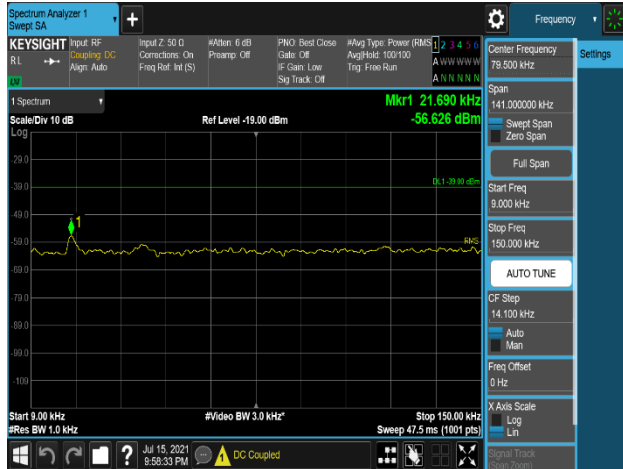


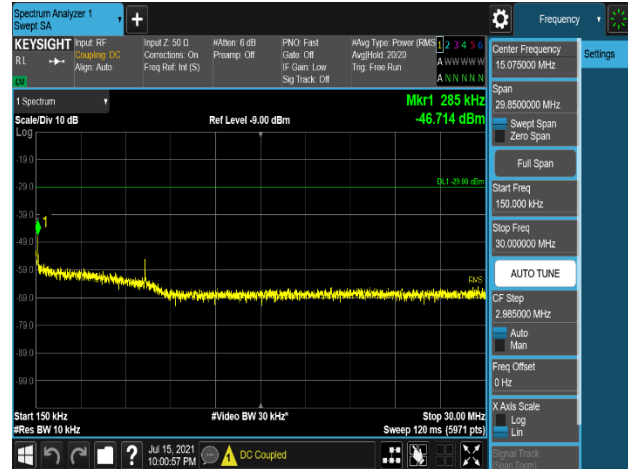
Channel	Port	Measurement Range	Level (dBm)	Limit (dBm)	Worst Margin (dB)
Middle	0	9 kHz to 150 kHz	-57.01	-39.02	-17.99
		150 kHz to 30 MHz	-45.82	-29.02	-16.80
		30 MHz to 735 MHz	-42.31	-19.02	-23.29
		735 MHz to 745.9 GHz	-29.63	-19.02	-10.61
		756.1 MHz to 1 GHz	-27.79	-19.02	-8.77
		1 GHz to 10 GHz	-24.67	-19.02	-5.65
	1	9 kHz to 150 kHz	-57.21	-39.02	-18.19
		150 kHz to 30 MHz	-47.56	-29.02	-18.54
		30 MHz to 735 MHz	-43.30	-19.02	-24.28
		735 MHz to 745.9 GHz	-31.02	-19.02	-12.00
		756.1 MHz to 1 GHz	-27.89	-19.02	-8.87
		1 GHz to 10 GHz	-24.25	-19.02	-5.23
	2	9 kHz to 150 kHz	-56.92	-39.02	-17.90
		150 kHz to 30 MHz	-46.64	-29.02	-17.62
		30 MHz to 735 MHz	-42.52	-19.02	-23.50
		735 MHz to 745.9 GHz	-29.79	-19.02	-10.77
		756.1 MHz to 1 GHz	-28.24	-19.02	-9.22
		1 GHz to 10 GHz	-24.26	-19.02	-5.24
	3	9 kHz to 150 kHz	-57.17	-39.02	-18.15
		150 kHz to 30 MHz	-46.87	-29.02	-17.85
		30 MHz to 735 MHz	-42.80	-19.02	-23.78
		735 MHz to 745.9 GHz	-29.14	-19.02	-10.12
		756.1 MHz to 1 GHz	-28.00	-19.02	-8.98
		1 GHz to 10 GHz	-22.77	-19.02	-3.75

**Table 7-101. Conducted Spurious Emission Summary Data
(LTE_B13_10M+High_NB-lot(IB)+High_NB-lot(IB)_1C)**

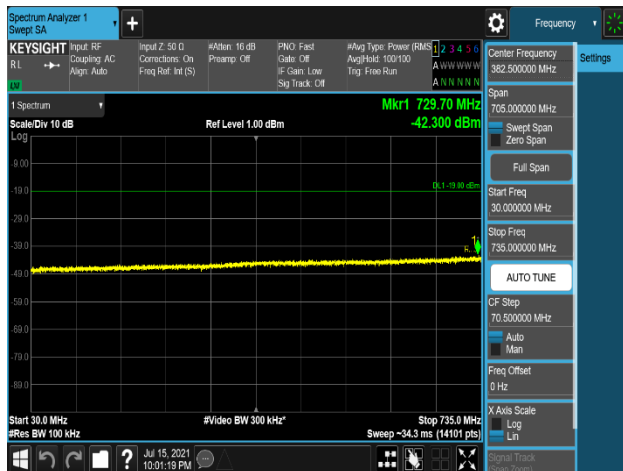
FCC ID: A3LRF4442D-13A		MEASUREMENT REPORT (CERTIFICATION)		Approved by: Technical Manager
Test Report S/N: 8K21070502R3.A3L	Test Dates: 07/09/2021 - 08/26/2021	EUT Type: RRU (RF4442d)		Page 159 of 225



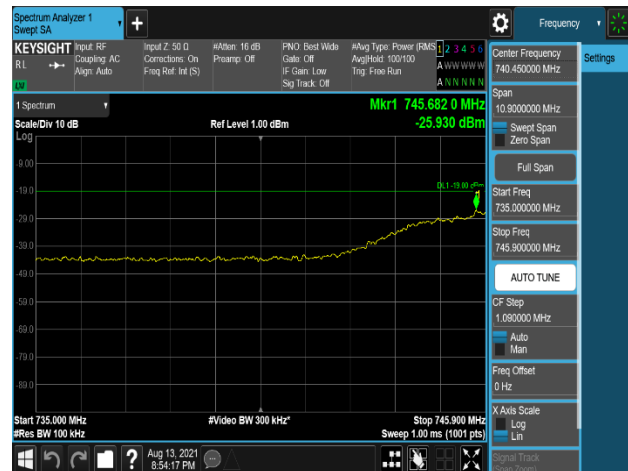
Plot 7-407. Conducted Spurious Emission Plot
9 kHz to 150 kHz
(LTE_B13_10M+Low_NB-lot(IB)+High_NB-lot(IB)_1C_QPSK - Port 0)



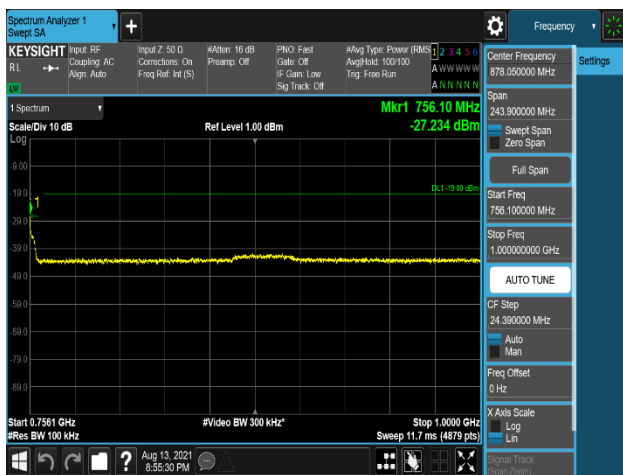
Plot 7-408. Conducted Spurious Emission Plot
150 kHz to 30 MHz
(LTE_B13_10M+Low_NB-lot(IB)+High_NB-lot(IB)_1C_QPSK - Port 3)



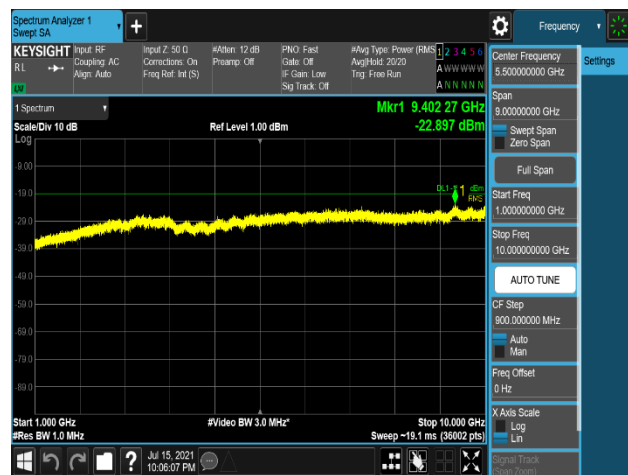
Plot 7-409. Conducted Spurious Emission Plot
30 MHz to 735 MHz
(LTE_B13_10M+Low_NB-lot(IB)+High_NB-lot(IB)_1C_QPSK - Port 0)



Plot 7-410. Conducted Spurious Emission Plot
735 MHz to 745.9 MHz
(LTE_B13_10M+Low_NB-lot(IB)+High_NB-lot(IB)_1C_QPSK - Port 0)

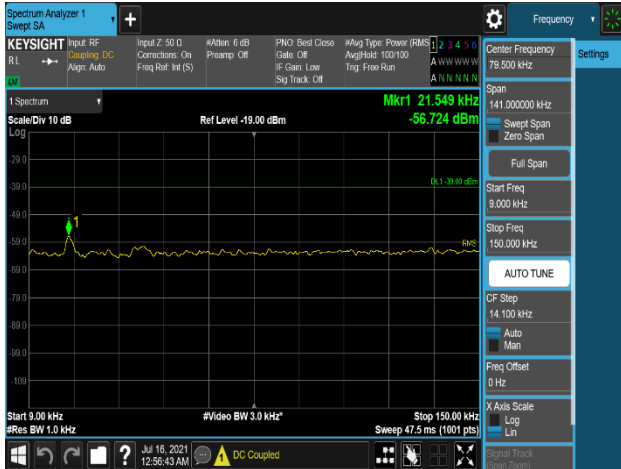


Plot 7-411. Conducted Spurious Emission Plot
756.1 MHz to 1 GHz
(LTE_B13_10M+Low_NB-lot(IB)+High_NB-lot(IB)_1C_QPSK - Port 0)

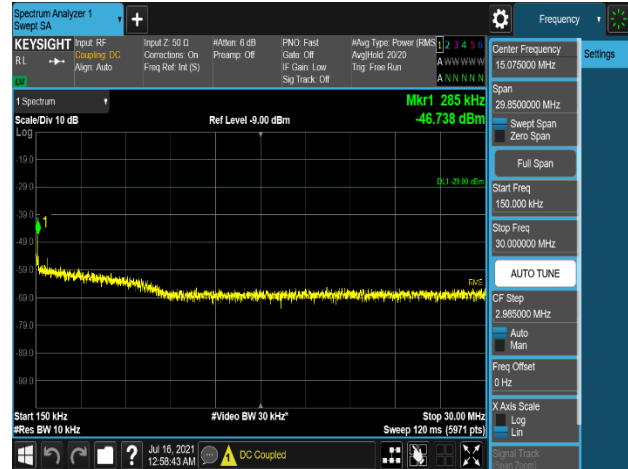


Plot 7-412. Conducted Spurious Emission Plot
1 GHz to 10 GHz
(LTE_B13_10M+Low_NB-lot(IB)+High_NB-lot(IB)_1C_QPSK - Port 3)

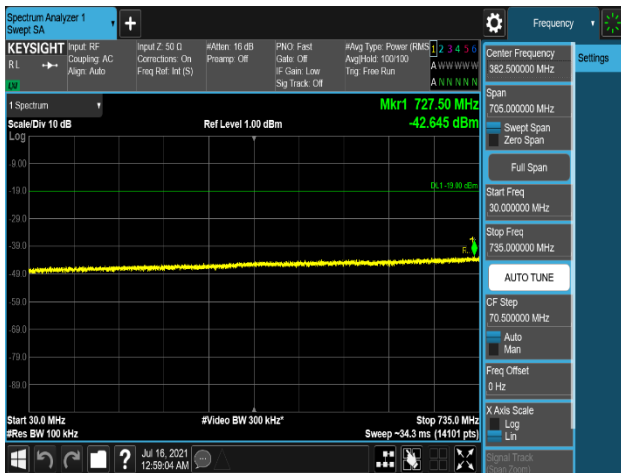
FCC ID: A3LRF4442D-13A		MEASUREMENT REPORT (CERTIFICATION)		Approved by: Technical Manager
Test Report S/N: 8K21070502R3.A3L	Test Dates: 07/09/2021 - 08/26/2021	EUT Type: RRU (RF4442d)		Page 160 of 225



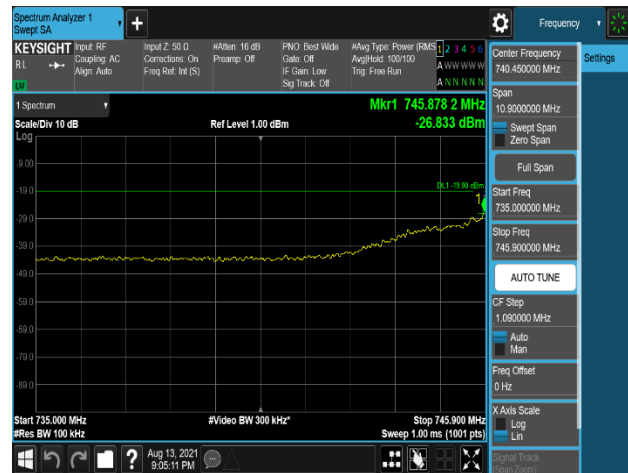
Plot 7-413. Conducted Spurious Emission Plot
9 kHz to 150 kHz
(LTE_B13_10M+Low_NB-lot(IB)+Low_NB-lot(IB)_1C_QPSK - Port 1)



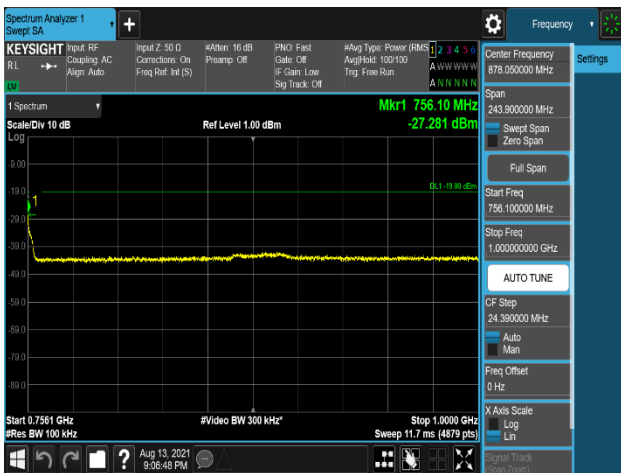
Plot 7-414. Conducted Spurious Emission Plot
150 kHz to 30 MHz
(LTE_B13_10M+Low_NB-lot(IB)+Low_NB-lot(IB)_1C_QPSK - Port 3)



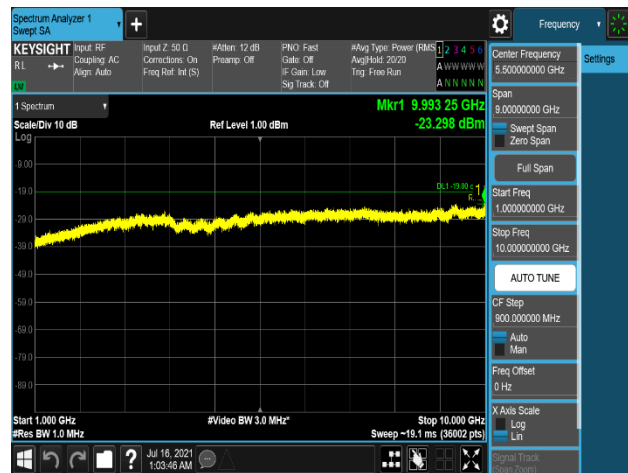
Plot 7-415. Conducted Spurious Emission Plot
30 MHz to 735 MHz
(LTE_B13_10M+Low_NB-lot(IB)+Low_NB-lot(IB)_1C_QPSK - Port 0)



Plot 7-416. Conducted Spurious Emission Plot
735 MHz to 745.9 MHz
(LTE_B13_10M+Low_NB-lot(IB)+Low_NB-lot(IB)_1C_QPSK - Port 2)

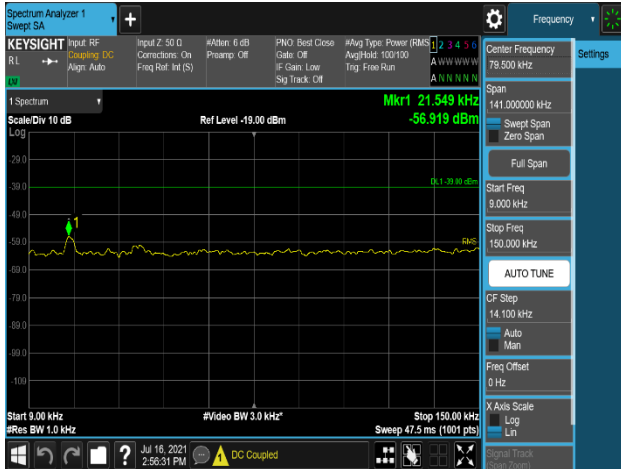


Plot 7-417. Conducted Spurious Emission Plot
756.1 MHz to 1 GHz
(LTE_B13_10M+Low_NB-lot(IB)+Low_NB-lot(IB)_1C_QPSK - Port 3)

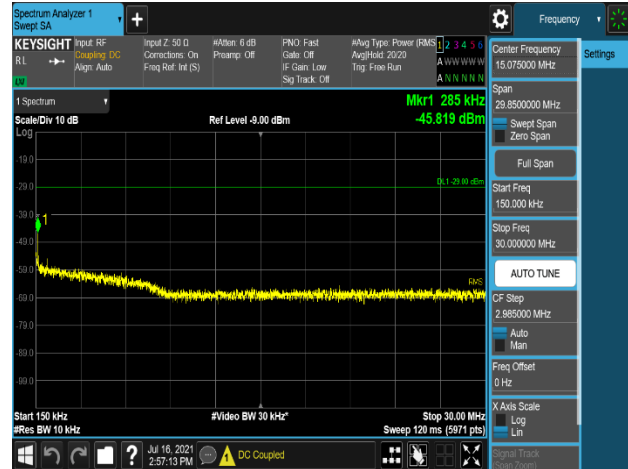


Plot 7-418. Conducted Spurious Emission Plot
1 GHz to 10 GHz
(LTE_B13_10M+Low_NB-lot(IB)+Low_NB-lot(IB)_1C_QPSK - Port 3)

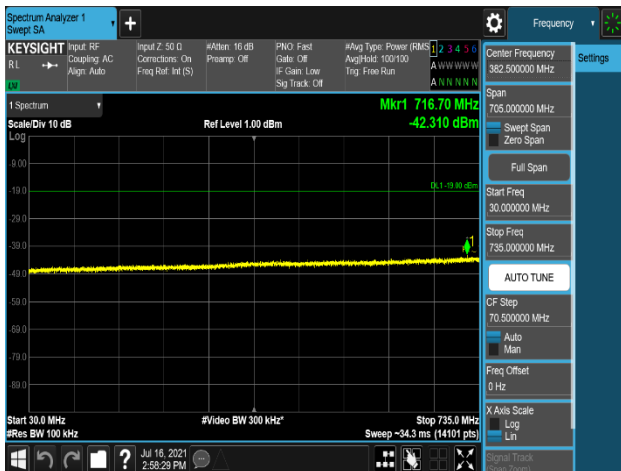
FCC ID: A3LRF4442D-13A		MEASUREMENT REPORT (CERTIFICATION)		Approved by: Technical Manager
Test Report S/N: 8K21070502R3.A3L	Test Dates: 07/09/2021 - 08/26/2021	EUT Type: RRU (RF4442d)		Page 161 of 225



Plot 7-419. Conducted Spurious Emission Plot
9 kHz to 150 kHz
(LTE_B13_10M+High_NB-lot(IB)+High_NB-lot(IB)_1C_QPSK - Port 2)



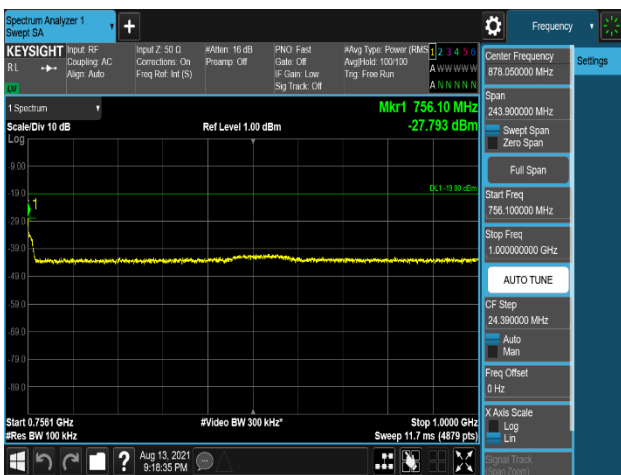
Plot 7-420. Conducted Spurious Emission Plot
150 kHz to 30 MHz
(LTE_B13_10M+High_NB-lot(IB)+High_NB-lot(IB)_1C_QPSK - Port 0)



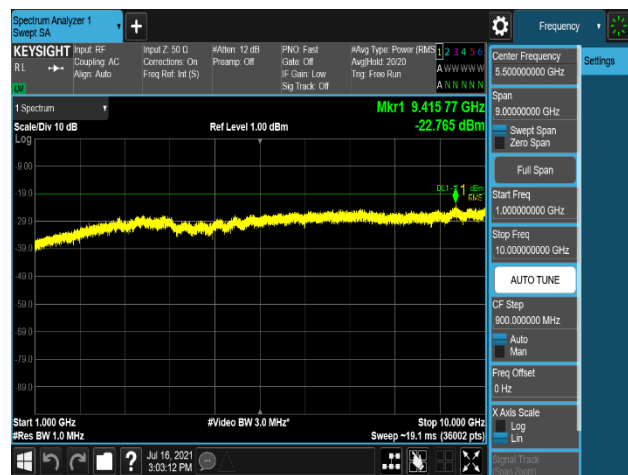
Plot 7-421. Conducted Spurious Emission Plot
30 MHz to 735 MHz
(LTE_B13_10M+High_NB-lot(IB)+High_NB-lot(IB)_1C_QPSK - Port 0)



Plot 7-422. Conducted Spurious Emission Plot
735 MHz to 745.9 MHz
(LTE_B13_10M+High_NB-lot(IB)+High_NB-lot(IB)_1C_QPSK - Port 3)



Plot 7-423. Conducted Spurious Emission Plot
756.1 MHz to 1 GHz
(LTE_B13_10M+High_NB-lot(IB)+High_NB-lot(IB)_1C_QPSK - Port 0)





Plot 7-424. Conducted Spurious Emission Plot
1 GHz to 10 GHz
(LTE_B13_10M+High_NB-lot(IB)+High_NB-lot(IB)_1C_QPSK - Port 3)

FCC ID: A3LRF4442D-13A		MEASUREMENT REPORT (CERTIFICATION)		Approved by: Technical Manager
Test Report S/N: 8K21070502R3.A3L	Test Dates: 07/09/2021 - 08/26/2021	EUT Type: RRU (RF4442d)		Page 162 of 225

Channel	Port	Measurement Range	Level (dBm)	Limit (dBm)	Worst Margin (dB)
Middle	0	9 kHz to 150 kHz	-55.87	-39.02	-16.85
		150 kHz to 30 MHz	-46.87	-29.02	-17.85
		30 MHz to 735 MHz	-42.59	-19.02	-23.57
		735 MHz to 745.9 GHz	-23.17	-19.02	-4.15
		756.1 MHz to 1 GHz	-24.50	-19.02	-5.48
		1 GHz to 10 GHz	-24.28	-19.02	-5.26
	1	9 kHz to 150 kHz	-57.42	-39.02	-18.40
		150 kHz to 30 MHz	-47.77	-29.02	-18.75
		30 MHz to 735 MHz	-43.18	-19.02	-24.16
		735 MHz to 745.9 GHz	-24.31	-19.02	-5.29
		756.1 MHz to 1 GHz	-23.38	-19.02	-4.36
		1 GHz to 10 GHz	-23.87	-19.02	-4.85
	2	9 kHz to 150 kHz	-56.44	-39.02	-17.42
		150 kHz to 30 MHz	-47.42	-29.02	-18.40
		30 MHz to 735 MHz	-42.43	-19.02	-23.41
		735 MHz to 745.9 GHz	-23.63	-19.02	-4.61
		756.1 MHz to 1 GHz	-22.78	-19.02	-3.76
		1 GHz to 10 GHz	-24.08	-19.02	-5.06
	3	9 kHz to 150 kHz	-56.44	-39.02	-17.42
		150 kHz to 30 MHz	-47.09	-29.02	-18.07
		30 MHz to 735 MHz	-42.87	-19.02	-23.85
		735 MHz to 745.9 GHz	-23.87	-19.02	-4.85
		756.1 MHz to 1 GHz	-21.17	-19.02	-2.15
		1 GHz to 10 GHz	-22.48	-19.02	-3.46

**Table 7-102. Conducted Spurious Emission Summary Data
(LTE_B13_10M+Low_NB-lot(GB)+High_NB-lot(GB)_3C)**

FCC ID: A3LRF4442D-13A		MEASUREMENT REPORT (CERTIFICATION)		Approved by: Technical Manager
Test Report S/N: 8K21070502R3.A3L	Test Dates: 07/09/2021 - 08/26/2021	EUT Type: RRU (RF4442d)		Page 163 of 225



Channel	Port	Measurement Range	Level (dBm)	Limit (dBm)	Worst Margin (dB)
Middle	0	9 kHz to 150 kHz	-52.48	-39.02	-13.46
		150 kHz to 30 MHz	-46.73	-29.02	-17.71
		30 MHz to 735 MHz	-42.40	-19.02	-23.38
		735 MHz to 745.9 GHz	-25.55	-19.02	-6.53
		756.1 MHz to 1 GHz	-25.54	-19.02	-6.52
		1 GHz to 10 GHz	-23.55	-19.02	-4.53
	1	9 kHz to 150 kHz	-52.37	-39.02	-13.35
		150 kHz to 30 MHz	-47.62	-29.02	-18.60
		30 MHz to 735 MHz	-43.34	-19.02	-24.32
		735 MHz to 745.9 GHz	-27.00	-19.02	-7.98
		756.1 MHz to 1 GHz	-26.41	-19.02	-7.39
		1 GHz to 10 GHz	-23.82	-19.02	-4.80
	2	9 kHz to 150 kHz	-52.93	-39.02	-13.91
		150 kHz to 30 MHz	-47.55	-29.02	-18.53
		30 MHz to 735 MHz	-42.57	-19.02	-23.55
		735 MHz to 745.9 GHz	-25.45	-19.02	-6.43
		756.1 MHz to 1 GHz	-25.32	-19.02	-6.30
		1 GHz to 10 GHz	-23.55	-19.02	-4.53
	3	9 kHz to 150 kHz	-52.89	-39.02	-13.87
		150 kHz to 30 MHz	-47.17	-29.02	-18.15
		30 MHz to 735 MHz	-42.85	-19.02	-23.83
		735 MHz to 745.9 GHz	-25.22	-19.02	-6.20
		756.1 MHz to 1 GHz	-27.37	-19.02	-8.35
		1 GHz to 10 GHz	-22.68	-19.02	-3.66

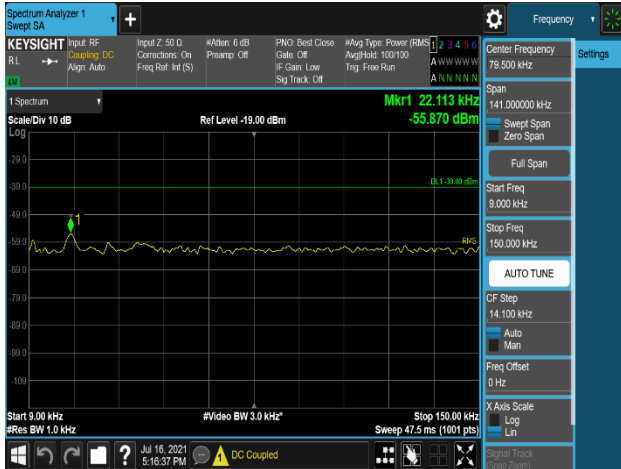
**Table 7-103. Conducted Spurious Emission Summary Data
(LTE_B13_10M+Low_NB-lot(GB)+High_NB-lot(IB)_2C)**

FCC ID: A3LRF4442D-13A		MEASUREMENT REPORT (CERTIFICATION)		Approved by: Technical Manager
Test Report S/N: 8K21070502R3.A3L	Test Dates: 07/09/2021 - 08/26/2021	EUT Type: RRU (RF4442d)		Page 164 of 225

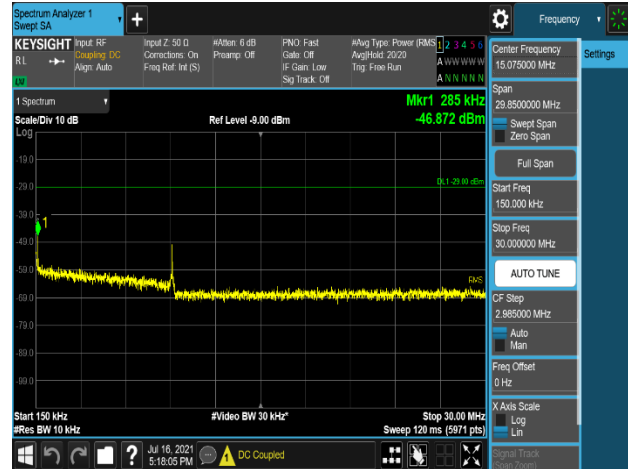
Channel	Port	Measurement Range	Level (dBm)	Limit (dBm)	Worst Margin (dB)
Middle	0	9 kHz to 150 kHz	-53.69	-39.02	-14.67
		150 kHz to 30 MHz	-46.36	-29.02	-17.34
		30 MHz to 735 MHz	-42.33	-19.02	-23.31
		735 MHz to 745.9 GHz	-26.66	-19.02	-7.64
		756.1 MHz to 1 GHz	-21.29	-19.02	-2.27
		1 GHz to 10 GHz	-24.29	-19.02	-5.27
	1	9 kHz to 150 kHz	-52.61	-39.02	-13.59
		150 kHz to 30 MHz	-46.85	-29.02	-17.83
		30 MHz to 735 MHz	-42.98	-19.02	-23.96
		735 MHz to 745.9 GHz	-28.90	-19.02	-9.88
		756.1 MHz to 1 GHz	-22.88	-19.02	-3.86
		1 GHz to 10 GHz	-24.11	-19.02	-5.09
	2	9 kHz to 150 kHz	-53.29	-39.02	-14.27
		150 kHz to 30 MHz	-47.24	-29.02	-18.22
		30 MHz to 735 MHz	-42.32	-19.02	-23.30
		735 MHz to 745.9 GHz	-28.69	-19.02	-9.67
		756.1 MHz to 1 GHz	-21.38	-19.02	-2.36
		1 GHz to 10 GHz	-23.33	-19.02	-4.31
	3	9 kHz to 150 kHz	-52.85	-39.02	-13.83
		150 kHz to 30 MHz	-46.76	-29.02	-17.74
		30 MHz to 735 MHz	-42.75	-19.02	-23.73
		735 MHz to 745.9 GHz	-27.09	-19.02	-8.07
		756.1 MHz to 1 GHz	-20.93	-19.02	-1.91
		1 GHz to 10 GHz	-22.94	-19.02	-3.92

**Table 7-104. Conducted Spurious Emission Summary Data
(LTE_B13_10M+High_NB-lot(GB)+Low_NB-lot(IB)_2C)**

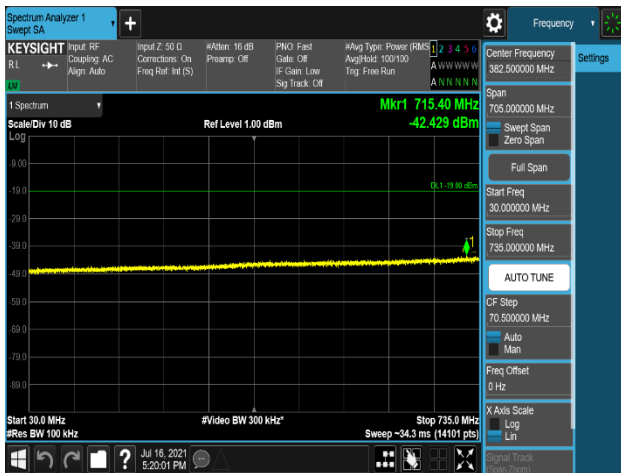
FCC ID: A3LRF4442D-13A		MEASUREMENT REPORT (CERTIFICATION)		Approved by: Technical Manager
Test Report S/N: 8K21070502R3.A3L	Test Dates: 07/09/2021 - 08/26/2021	EUT Type: RRU (RF4442d)		Page 165 of 225



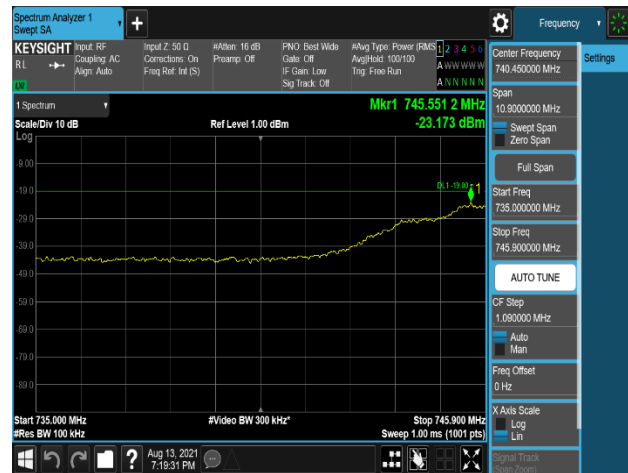
Plot 7-425. Conducted Spurious Emission Plot
9 kHz to 150 kHz
(LTE_B13_10M+Low_NB-lot(GB)+High_NB-lot(GB)_3C_QPSK - Port 0)



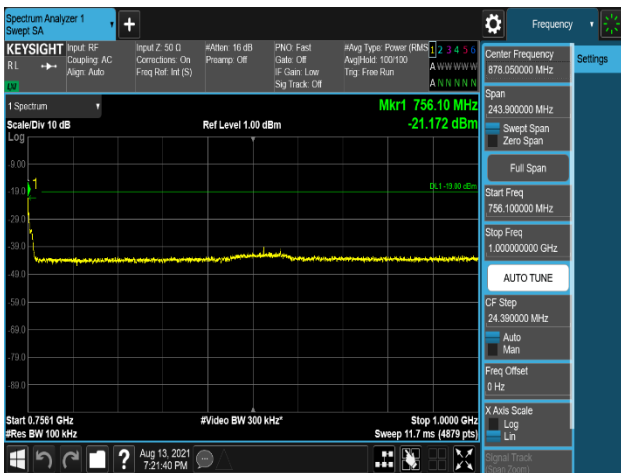
Plot 7-426. Conducted Spurious Emission Plot
150 kHz to 30 MHz
(LTE_B13_10M+Low_NB-lot(GB)+High_NB-lot(GB)_3C_QPSK - Port 0)



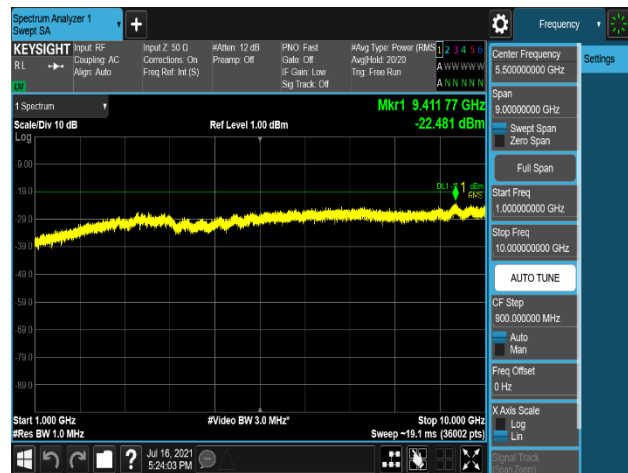
Plot 7-427. Conducted Spurious Emission Plot
30 MHz to 735 MHz
(LTE_B13_10M+Low_NB-lot(GB)+High_NB-lot(GB)_3C_QPSK - Port 2)



Plot 7-428. Conducted Spurious Emission Plot
735 MHz to 745.9 MHz
(LTE_B13_10M+Low_NB-lot(GB)+High_NB-lot(GB)_3C_QPSK - Port 0)

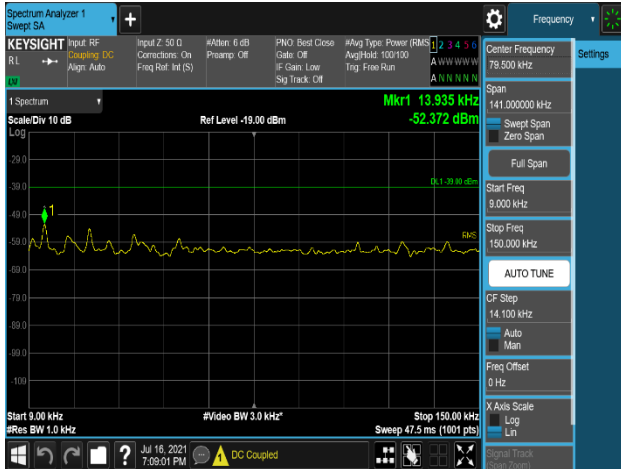


Plot 7-429. Conducted Spurious Emission Plot
756.1 MHz to 1 GHz
(LTE_B13_10M+Low_NB-lot(GB)+High_NB-lot(GB)_3C_QPSK - Port 3)

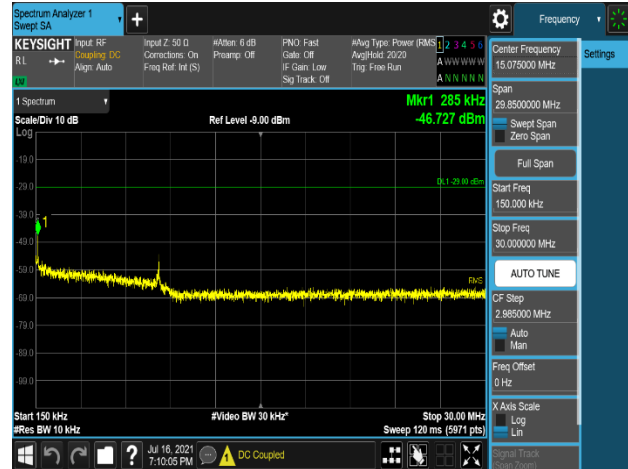


Plot 7-430. Conducted Spurious Emission Plot
1 GHz to 10 GHz
(LTE_B13_10M+Low_NB-lot(GB)+High_NB-lot(GB)_3C_QPSK - Port 3)

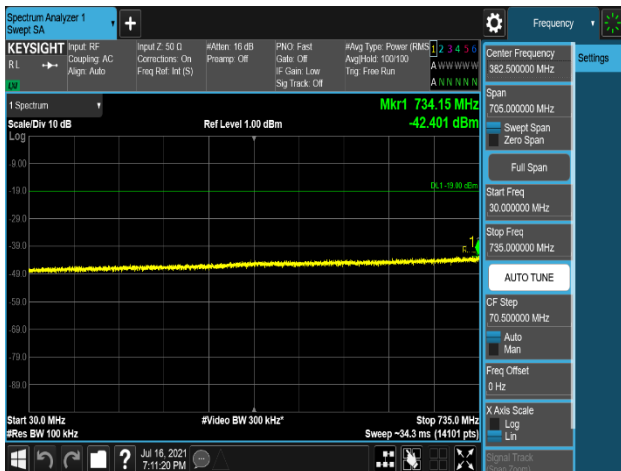
FCC ID: A3LRF4442D-13A		MEASUREMENT REPORT (CERTIFICATION)		Approved by: Technical Manager
Test Report S/N: 8K21070502R3.A3L	Test Dates: 07/09/2021 - 08/26/2021	EUT Type: RRU (RF4442d)		Page 166 of 225



Plot 7-431. Conducted Spurious Emission Plot
9 kHz to 150 kHz
(LTE_B13_10M+Low_NB-lot(GB)+High_NB-lot(IB)_2C_QPSK - Port 1)



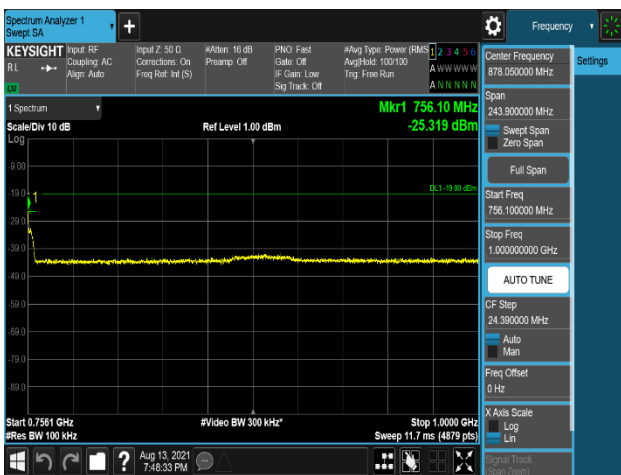
Plot 7-432. Conducted Spurious Emission Plot
150 kHz to 30 MHz
(LTE_B13_10M+Low_NB-lot(GB)+High_NB-lot(IB)_2C_QPSK - Port 0)



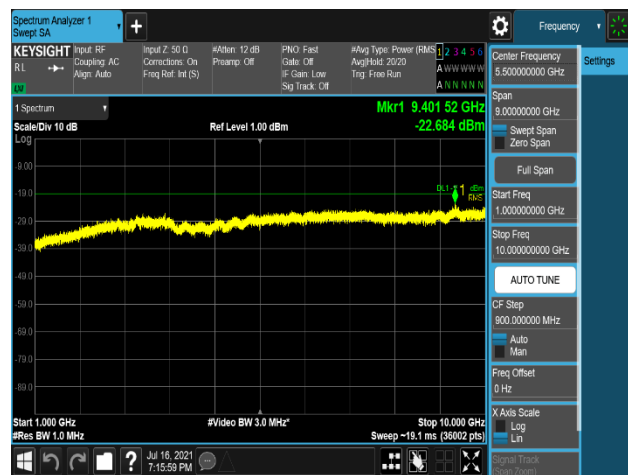
Plot 7-433. Conducted Spurious Emission Plot
30 MHz to 735 MHz
(LTE_B13_10M+Low_NB-lot(GB)+High_NB-lot(IB)_2C_QPSK - Port 0)



Plot 7-434. Conducted Spurious Emission Plot
735 MHz to 745.9 MHz
(LTE_B13_10M+Low_NB-lot(GB)+High_NB-lot(IB)_2C_QPSK - Port 3)

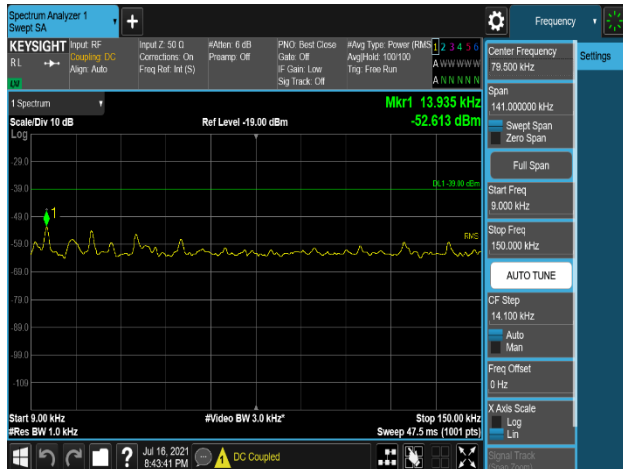


Plot 7-435. Conducted Spurious Emission Plot
756.1 MHz to 1 GHz
(LTE_B13_10M+Low_NB-lot(GB)+High_NB-lot(IB)_2C_QPSK - Port 2)



Plot 7-436. Conducted Spurious Emission Plot
1 GHz to 10 GHz
(LTE_B13_10M+Low_NB-lot(GB)+High_NB-lot(IB)_2C_QPSK - Port 3)

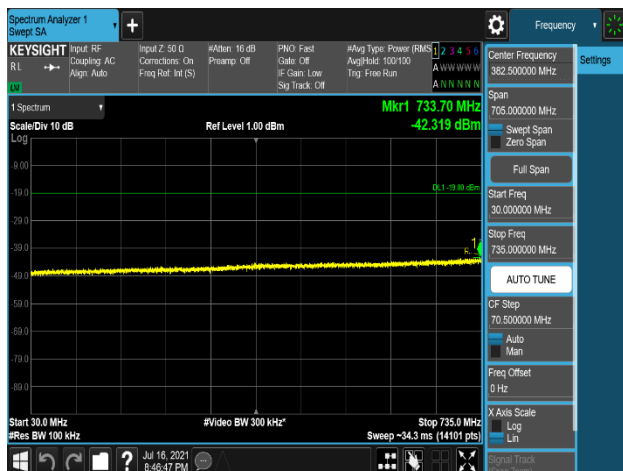
FCC ID: A3LRF4442D-13A		MEASUREMENT REPORT (CERTIFICATION)		Approved by: Technical Manager
Test Report S/N: 8K21070502R3.A3L	Test Dates: 07/09/2021 - 08/26/2021	EUT Type: RRU (RF4442d)		Page 167 of 225



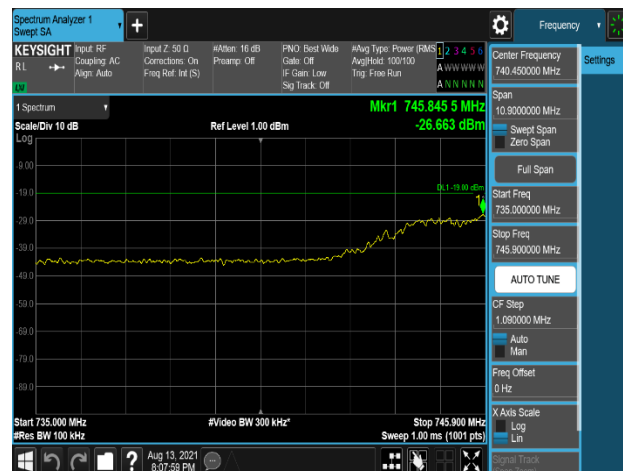
Plot 7-437. Conducted Spurious Emission Plot
9 kHz to 150 kHz
(LTE_B13_10M+High_NB-lot(GB)+Low_NB-lot(IB)_2C_QPSK - Port 1)



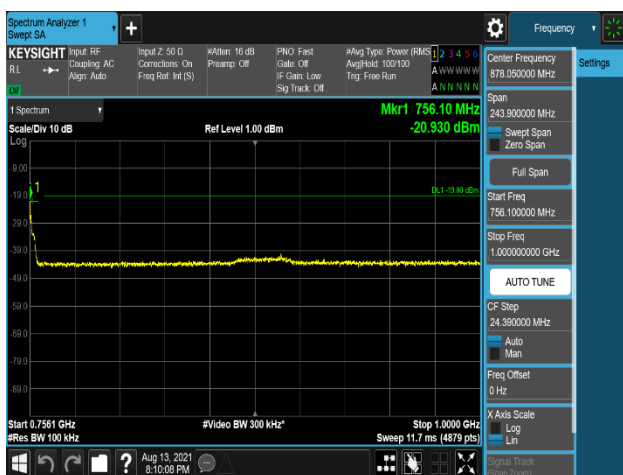
Plot 7-438. Conducted Spurious Emission Plot
150 kHz to 30 MHz
(LTE_B13_10M+High_NB-lot(GB)+Low_NB-lot(IB)_2C_QPSK - Port 0)



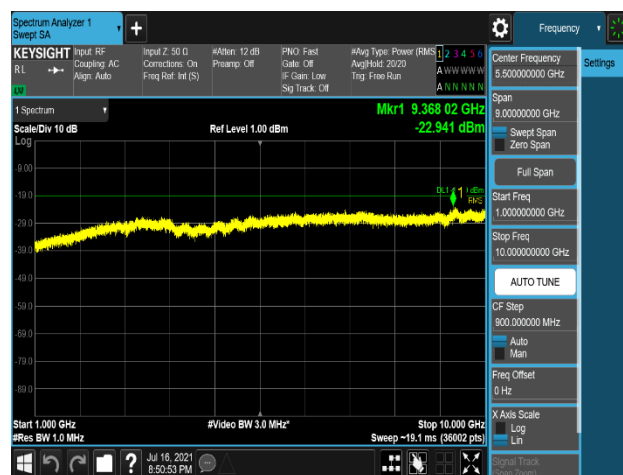
Plot 7-439. Conducted Spurious Emission Plot
30 MHz to 735 MHz
(LTE_B13_10M+High_NB-lot(GB)+Low_NB-lot(IB)_2C_QPSK - Port 2)



Plot 7-440. Conducted Spurious Emission Plot
735 MHz to 745.9 MHz
(LTE_B13_10M+High_NB-lot(GB)+Low_NB-lot(IB)_2C_QPSK - Port 0)



Plot 7-441. Conducted Spurious Emission Plot
756.1 MHz to 1 GHz
(LTE_B13_10M+High_NB-lot(GB)+Low_NB-lot(IB)_2C_QPSK - Port 3)





Plot 7-442. Conducted Spurious Emission Plot
1 GHz to 10 GHz
(LTE_B13_10M+High_NB-lot(GB)+Low_NB-lot(IB)_2C_QPSK - Port 3)

FCC ID: A3LRF4442D-13A		MEASUREMENT REPORT (CERTIFICATION)		Approved by: Technical Manager
Test Report S/N: 8K21070502R3.A3L	Test Dates: 07/09/2021 - 08/26/2021	EUT Type: RRU (RF4442d)		Page 168 of 225



Channel	Port	Measurement Range	Level (dBm)	Limit (dBm)	Worst Margin (dB)
Middle	0	9 kHz to 150 kHz	-56.76	-39.02	-17.74
		150 kHz to 30 MHz	-46.97	-29.02	-17.95
		30 MHz to 745 MHz	-29.42	-19.02	-10.40
		757 MHz to 868 MHz	-34.65	-19.02	-15.63
		895 MHz to 1 GHz	-29.92	-19.02	-10.90
		1 GHz to 10 GHz	-24.67	-19.02	-5.65
	1	9 kHz to 150 kHz	-57.49	-39.02	-18.47
		150 kHz to 30 MHz	-47.89	-29.02	-18.87
		30 MHz to 745 MHz	-33.42	-19.02	-14.40
		757 MHz to 868 MHz	-37.74	-19.02	-18.72
		895 MHz to 1 GHz	-33.96	-19.02	-14.94
		1 GHz to 10 GHz	-23.93	-19.02	-4.91
	2	9 kHz to 150 kHz	-56.79	-39.02	-17.77
		150 kHz to 30 MHz	-47.14	-29.02	-18.12
		30 MHz to 745 MHz	-28.10	-19.02	-9.08
		757 MHz to 868 MHz	-33.45	-19.02	-14.43
		895 MHz to 1 GHz	-31.12	-19.02	-12.10
		1 GHz to 10 GHz	-24.22	-19.02	-5.20
	3	9 kHz to 150 kHz	-57.29	-39.02	-18.27
		150 kHz to 30 MHz	-47.38	-29.02	-18.36
		30 MHz to 745 MHz	-27.09	-19.02	-8.07
		757 MHz to 868 MHz	-36.03	-19.02	-17.01
		895 MHz to 1 GHz	-30.35	-19.02	-11.33
		1 GHz to 10 GHz	-23.83	-19.02	-4.81

**Table 7-105. Conducted Spurious Emission Summary Data
(Multi Band_B5_5M_1C_Low + B13_5M_1C_High)**

FCC ID: A3LRF4442D-13A		MEASUREMENT REPORT (CERTIFICATION)		Approved by: Technical Manager
Test Report S/N: 8K21070502R3.A3L	Test Dates: 07/09/2021 - 08/26/2021	EUT Type: RRU (RF4442d)		Page 169 of 225



Channel	Port	Measurement Range	Level (dBm)	Limit (dBm)	Worst Margin (dB)
Middle	0	9 kHz to 150 kHz	-56.70	-39.02	-17.68
		150 kHz to 30 MHz	-47.56	-29.02	-18.54
		30 MHz to 745 MHz	-35.29	-19.02	-16.27
		757 MHz to 868 MHz	-28.77	-19.02	-9.75
		895 MHz to 1 GHz	-39.06	-19.02	-20.04
		1 GHz to 10 GHz	-24.30	-19.02	-5.28
	1	9 kHz to 150 kHz	-57.46	-39.02	-18.44
		150 kHz to 30 MHz	-48.02	-29.02	-19.00
		30 MHz to 745 MHz	-35.44	-19.02	-16.42
		757 MHz to 868 MHz	-29.55	-19.02	-10.53
		895 MHz to 1 GHz	-39.20	-19.02	-20.18
		1 GHz to 10 GHz	-24.17	-19.02	-5.15
	2	9 kHz to 150 kHz	-57.25	-39.02	-18.23
		150 kHz to 30 MHz	-49.06	-29.02	-20.04
		30 MHz to 745 MHz	-35.50	-19.02	-16.48
		757 MHz to 868 MHz	-28.50	-19.02	-9.48
		895 MHz to 1 GHz	-39.12	-19.02	-20.10
		1 GHz to 10 GHz	-24.43	-19.02	-5.41
	3	9 kHz to 150 kHz	-57.51	-39.02	-18.49
		150 kHz to 30 MHz	-46.95	-29.02	-17.93
		30 MHz to 745 MHz	-36.46	-19.02	-17.44
		757 MHz to 868 MHz	-27.70	-19.02	-8.68
		895 MHz to 1 GHz	-38.22	-19.02	-19.20
		1 GHz to 10 GHz	-23.41	-19.02	-4.39

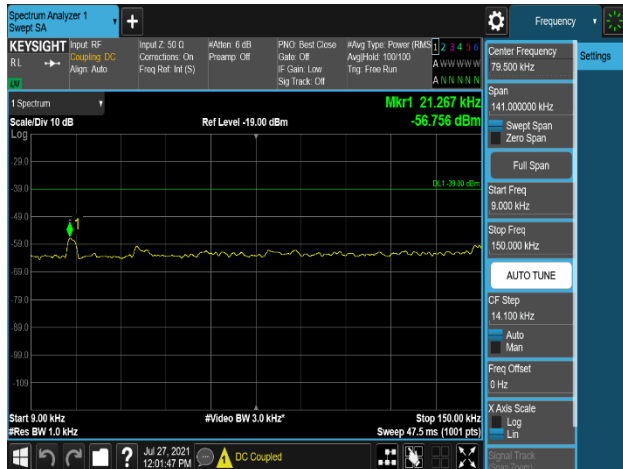
**Table 7-106. Conducted Spurious Emission Summary Data
(Multi Band_B5_5M_1C_High + B13_5M_1C_Low)**

FCC ID: A3LRF4442D-13A		MEASUREMENT REPORT (CERTIFICATION)		Approved by: Technical Manager
Test Report S/N: 8K21070502R3.A3L	Test Dates: 07/09/2021 - 08/26/2021	EUT Type: RRU (RF4442d)		Page 170 of 225

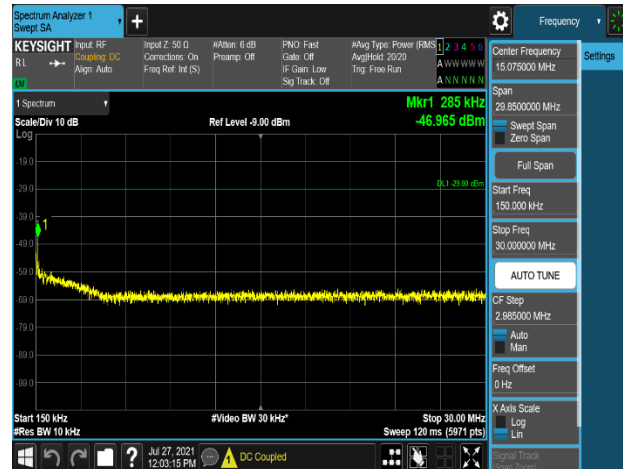
Channel	Port	Measurement Range	Level (dBm)	Limit (dBm)	Worst Margin (dB)
Middle	0	9 kHz to 150 kHz	-56.67	-39.02	-17.65
		150 kHz to 30 MHz	-47.87	-29.02	-18.85
		30 MHz to 745 MHz	-29.76	-19.02	-10.74
		757 MHz to 868 MHz	-29.57	-19.02	-10.55
		895 MHz to 1 GHz	-30.78	-19.02	-11.76
		1 GHz to 10 GHz	-24.37	-19.02	-5.35
	1	9 kHz to 150 kHz	-57.37	-39.02	-18.35
		150 kHz to 30 MHz	-47.78	-29.02	-18.76
		30 MHz to 745 MHz	-31.94	-19.02	-12.92
		757 MHz to 868 MHz	-29.92	-19.02	-10.90
		895 MHz to 1 GHz	-34.23	-19.02	-15.21
		1 GHz to 10 GHz	-24.01	-19.02	-4.99
	2	9 kHz to 150 kHz	-57.57	-39.02	-18.55
		150 kHz to 30 MHz	-47.71	-29.02	-18.69
		30 MHz to 745 MHz	-31.12	-19.02	-12.10
		757 MHz to 868 MHz	-31.12	-19.02	-12.10
		895 MHz to 1 GHz	-31.68	-19.02	-12.66
		1 GHz to 10 GHz	-23.82	-19.02	-4.80
	3	9 kHz to 150 kHz	-57.54	-39.02	-18.52
		150 kHz to 30 MHz	-47.75	-29.02	-18.73
		30 MHz to 745 MHz	-29.79	-19.02	-10.77
		757 MHz to 868 MHz	-29.03	-19.02	-10.01
		895 MHz to 1 GHz	-29.94	-19.02	-10.92
		1 GHz to 10 GHz	-23.72	-19.02	-4.70

**Table 7-107. Conducted Spurious Emission Summary Data
(Multi Band_B5_5M+10M+10M_3C + B13_5M+5M_2C)**

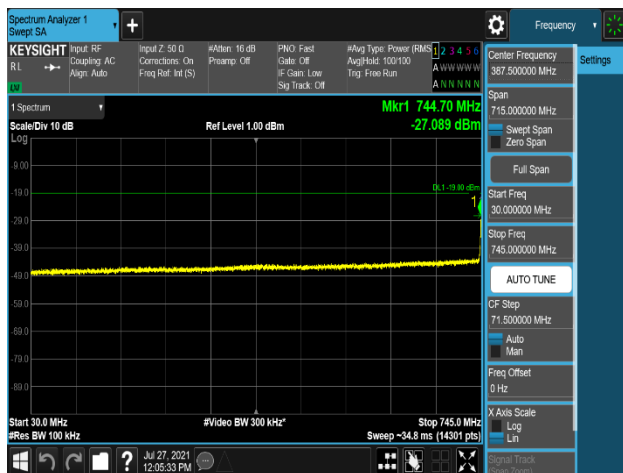
FCC ID: A3LRF4442D-13A		MEASUREMENT REPORT (CERTIFICATION)		Approved by: Technical Manager
Test Report S/N: 8K21070502R3.A3L	Test Dates: 07/09/2021 - 08/26/2021	EUT Type: RRU (RF4442d)		Page 171 of 225



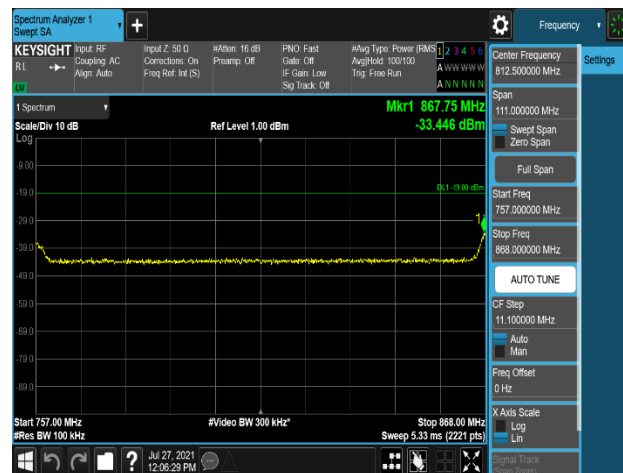
Plot 7-443. Conducted Spurious Emission Plot
9 kHz to 150 kHz
(Multi Band_B5_5M_1C_Low + B13_5M_1C_High_QPSK - Port 0)



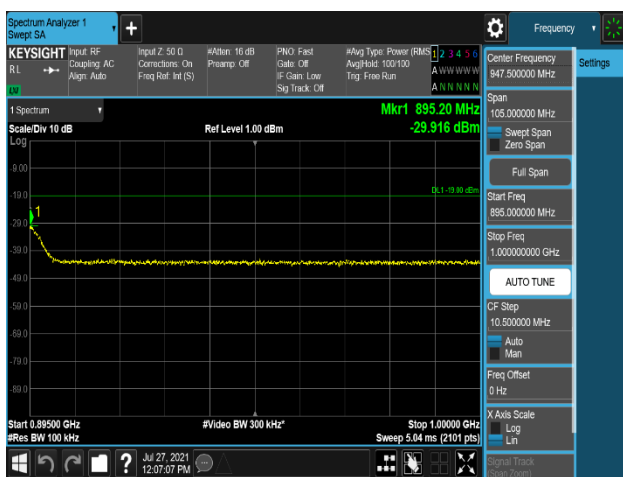
Plot 7-444. Conducted Spurious Emission Plot
150 kHz to 30 MHz
(Multi Band_B5_5M_1C_Low + B13_5M_1C_High_QPSK - Port 0)



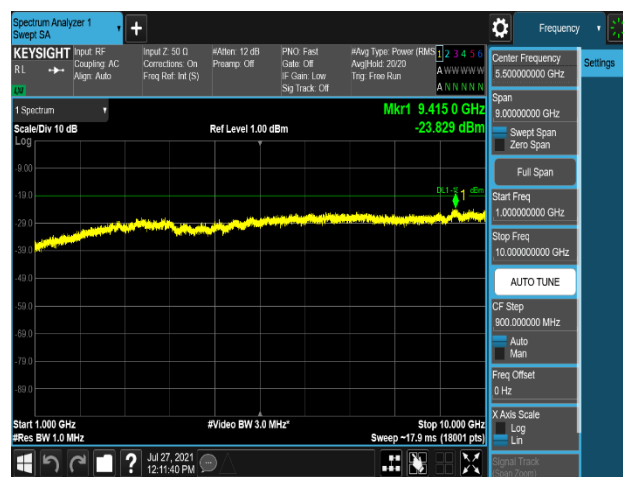
Plot 7-445. Conducted Spurious Emission Plot
30 MHz to 745 MHz
(Multi Band_B5_5M_1C_Low + B13_5M_1C_High_QPSK - Port 3)



Plot 7-446. Conducted Spurious Emission Plot
757 MHz to 868 MHz
(Multi Band_B5_5M_1C_Low + B13_5M_1C_High_QPSK - Port 2)

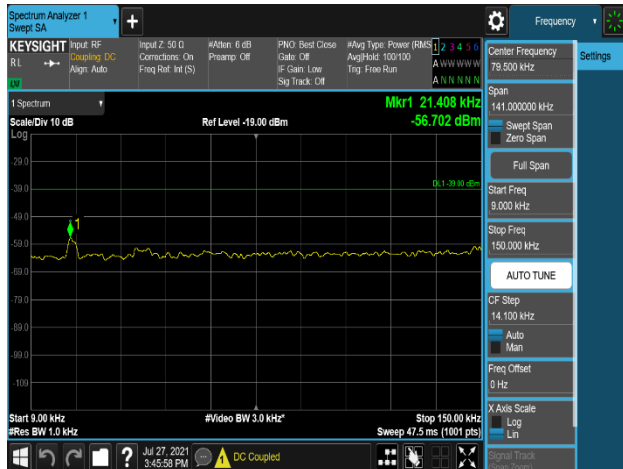


Plot 7-447. Conducted Spurious Emission Plot
895 MHz to 1 GHz
(Multi Band_B5_5M_1C_Low + B13_5M_1C_High_QPSK - Port 0)

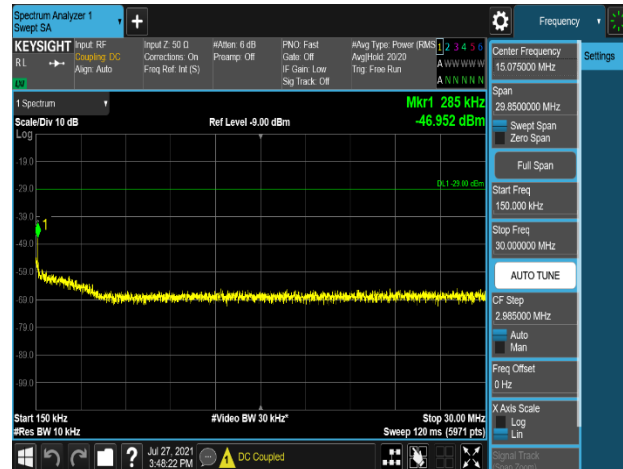


Plot 7-448. Conducted Spurious Emission Plot
1 GHz to 10 GHz
(Multi Band_B5_5M_1C_Low + B13_5M_1C_High_QPSK - Port 3)

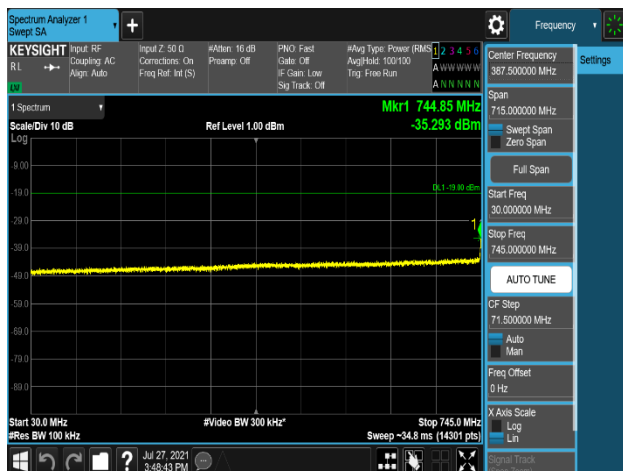
FCC ID: A3LRF4442D-13A		MEASUREMENT REPORT (CERTIFICATION)		Approved by: Technical Manager
Test Report S/N: 8K21070502R3.A3L	Test Dates: 07/09/2021 - 08/26/2021	EUT Type: RRU (RF4442d)		Page 172 of 225



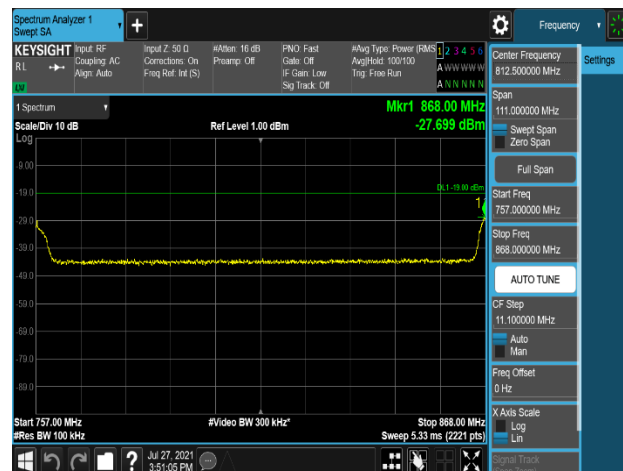
Plot 7-449. Conducted Spurious Emission Plot
9 kHz to 150 kHz
(Multi Band_B5_5M_1C_High + B13_5M_1C_Low_QPSK - Port 0)



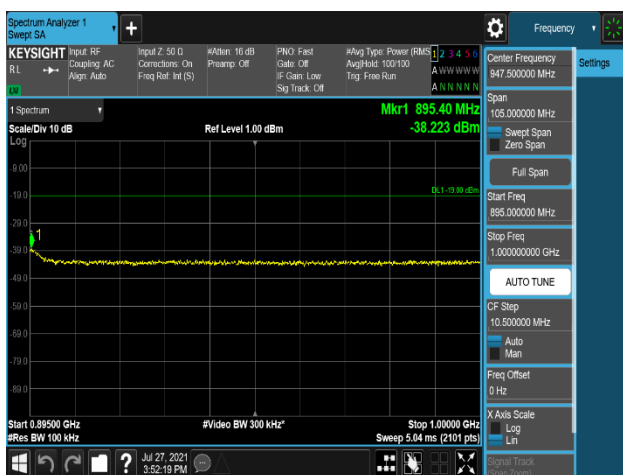
Plot 7-450. Conducted Spurious Emission Plot
150 kHz to 30 MHz
(Multi Band_B5_5M_1C_High + B13_5M_1C_Low_QPSK - Port 3)



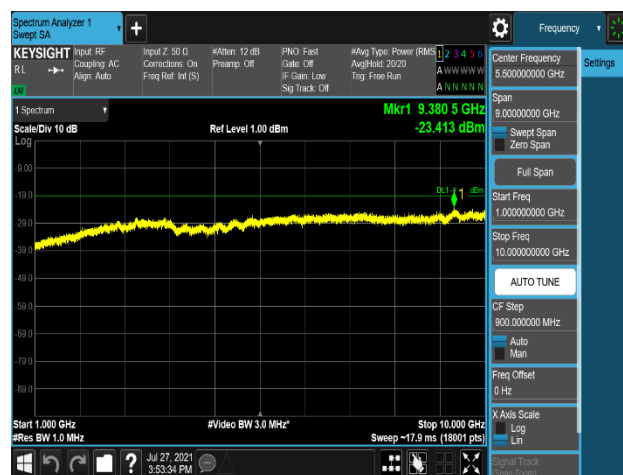
Plot 7-451. Conducted Spurious Emission Plot
30 MHz to 745 MHz
(Multi Band_B5_5M_1C_High + B13_5M_1C_Low_QPSK - Port 0)





Plot 7-452. Conducted Spurious Emission Plot
757 MHz to 868 MHz
(Multi Band_B5_5M_1C_High + B13_5M_1C_Low_QPSK - Port 3)

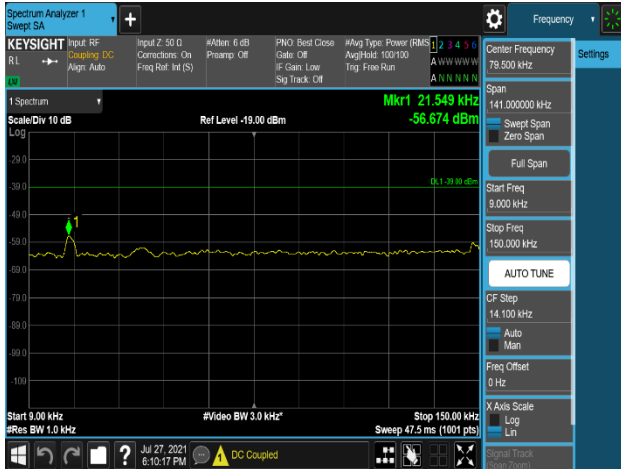


Plot 7-453. Conducted Spurious Emission Plot
895 MHz to 1 GHz
(Multi Band_B5_5M_1C_High + B13_5M_1C_Low_QPSK - Port 3)



Plot 7-454. Conducted Spurious Emission Plot
1 GHz to 10 GHz
(Multi Band_B5_5M_1C_High + B13_5M_1C_Low_QPSK - Port 3)

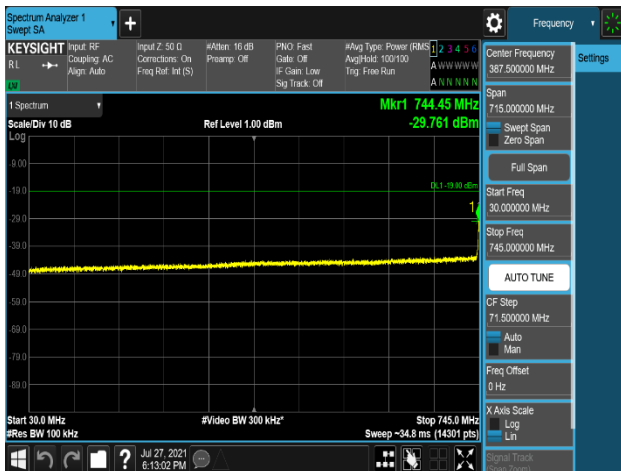
FCC ID: A3LRF4442D-13A		<p align="center">MEASUREMENT REPORT (CERTIFICATION)</p> <p align="center"></p>	<p align="center">Approved by: Technical Manager</p>
<p>Test Report S/N: 8K21070502R3.A3L</p>	<p>Test Dates: 07/09/2021 - 08/26/2021</p>	<p>EUT Type: RRU (RF4442d)</p>	<p align="center">Page 173 of 225</p>



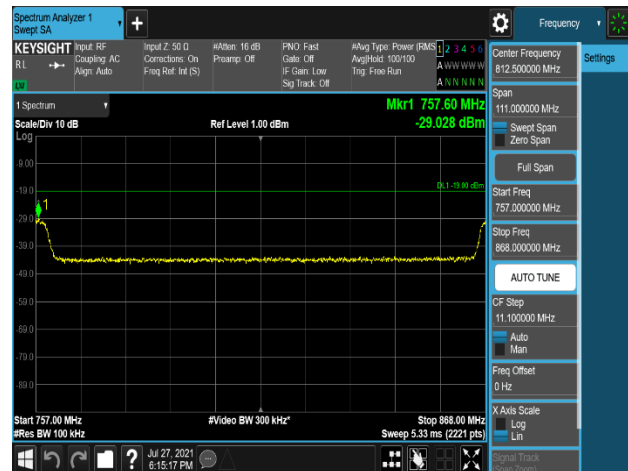
Plot 7-455. Conducted Spurious Emission Plot
9 kHz to 150 kHz
(Multi Band_B5_5M+10M+10M_3C + B13_5M+5M_2C_QPSK - Port 0)



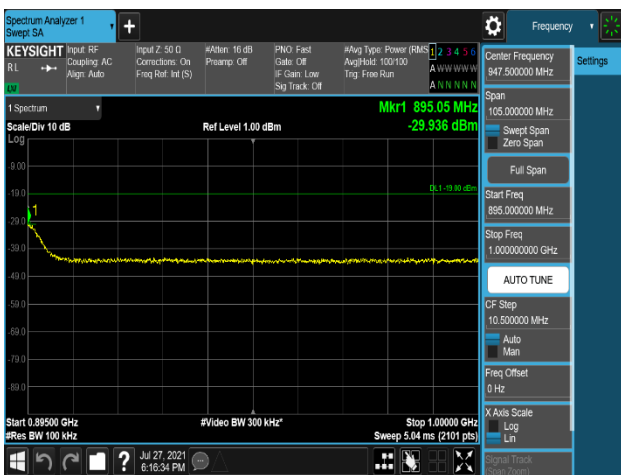
Plot 7-456. Conducted Spurious Emission Plot
150 kHz to 30 MHz
(Multi Band_B5_5M+10M+10M_3C + B13_5M+5M_2C_QPSK - Port 2)



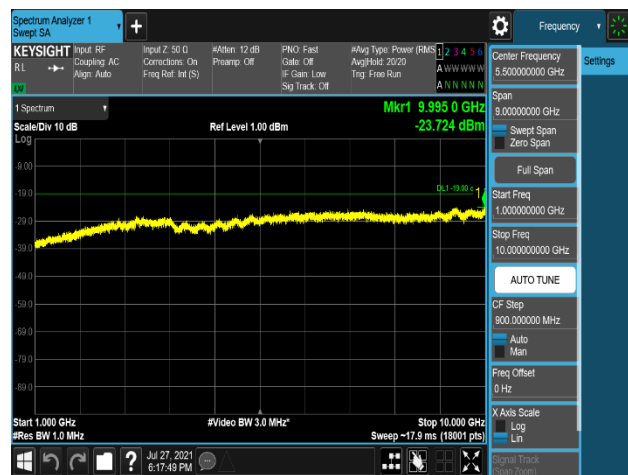
Plot 7-457. Conducted Spurious Emission Plot
30 MHz to 745 MHz
(Multi Band_B5_5M+10M+10M_3C + B13_5M+5M_2C_QPSK - Port 0)



Plot 7-458. Conducted Spurious Emission Plot
757 MHz to 868 MHz
(Multi Band_B5_5M+10M+10M_3C + B13_5M+5M_2C_QPSK - Port 3)



Plot 7-459. Conducted Spurious Emission Plot
895 MHz to 1 GHz
(Multi Band_B5_5M+10M+10M_3C + B13_5M+5M_2C_QPSK - Port 3)



Plot 7-460. Conducted Spurious Emission Plot
1 GHz to 10 GHz
(Multi Band_B5_5M+10M+10M_3C + B13_5M+5M_2C_QPSK - Port 3)

FCC ID: A3LRF4442D-13A		MEASUREMENT REPORT (CERTIFICATION)		Approved by: Technical Manager
Test Report S/N: 8K21070502R3.A3L	Test Dates: 07/09/2021 - 08/26/2021	EUT Type: RRU (RF4442d)		Page 174 of 225

Channel	Port	Measured Range (MHz)	Max. Value (dBm)				Limit (dBm)
			QPSK	16QAM	64QAM	256QAM	
Low	0	1559 to 1610	-68.76	-68.80	-68.78	-68.79	-56.02
	1		-69.04	-69.07	-69.02	-69.03	-56.02
	2		-68.92	-68.88	-68.88	-68.92	-56.02
	3		-68.75	-68.69	-68.63	-68.74	-56.02
Middle	0		-68.80	-68.78	-68.75	-68.85	-56.02
	1		-68.95	-68.85	-69.01	-69.02	-56.02
	2		-68.92	-68.88	-68.80	-68.91	-56.02
	3		-68.72	-68.75	-68.65	-68.72	-56.02
High	0		-68.71	-68.83	-68.85	-68.74	-56.02
	1		-69.13	-69.03	-69.09	-69.03	-56.02
	2		-68.94	-68.86	-68.80	-68.86	-56.02
	3		-68.74	-68.77	-68.73	-68.73	-56.02


Table 7-108. Conducted Spurious Emission Summary Data (LTE_B13_5M_1C)

Channel	Port	Measured Range (MHz)	Max. Value (dBm)				Limit (dBm)
			QPSK	16QAM	64QAM	256QAM	
Middle	0	1559 to 1610	-68.80	-68.81	-68.86	-68.87	-56.02
	1		-69.09	-69.08	-69.10	-68.99	-56.02
	2		-68.88	-68.95	-68.92	-68.92	-56.02
	3		-68.80	-68.73	-68.84	-68.80	-56.02

Table 7-109. Conducted Spurious Emission Summary Data (LTE_B13_10M_1C)

Channel	Port	Measured Range (MHz)	Max. Value (dBm)				Limit (dBm)
			QPSK	16QAM	64QAM	256QAM	
Middle	0	1559 to 1610	-68.57	-68.87	-68.79	-68.85	-56.02
	1		-68.96	-69.07	-68.95	-68.93	-56.02
	2		-68.86	-68.82	-68.82	-68.90	-56.02
	3		-68.71	-68.74	-68.73	-68.81	-56.02

Table 7-110. Conducted Spurious Emission Summary Data (LTE_B13_5M+5M_2C)

FCC ID: A3LRF4442D-13A		MEASUREMENT REPORT (CERTIFICATION)		Approved by: Technical Manager
Test Report S/N: 8K21070502R3.A3L	Test Dates: 07/09/2021 - 08/26/2021	EUT Type: RRU (RF4442d)		Page 175 of 225

Channel	Port	Measured Range (MHz)	Max. Value (dBm)	Limit (dBm)
Low	0	1559 to 1610	-68.82	-56.02
	1		-68.99	-56.02
	2		-68.66	-56.02
	3		-68.73	-56.02
Middle	0		-68.76	-56.02
	1		-69.07	-56.02
	2		-68.88	-56.02
	3		-68.74	-56.02
High	0		-68.82	-56.02
	1		-69.08	-56.02
	2		-68.84	-56.02
	3		-68.74	-56.02

Table 7-111. Conducted Spurious Emission Summary Data (LTE_B13_10M+NB-lot(IB)_2C)

Channel	Port	Measured Range (MHz)	Max. Value (dBm)	Limit (dBm)
Middle	0	1559 to 1610	-68.82	-56.02
	1		-68.97	-56.02
	2		-68.83	-56.02
	3		-68.79	-56.02


Table 7-112. Conducted Spurious Emission Summary Data (LTE_B13_10M+Low_NB-lot(IB)+High_NB-lot(IB)_1C)

Channel	Port	Measured Range (MHz)	Max. Value (dBm)	Limit (dBm)
Middle	0	1559 to 1610	-68.82	-56.02
	1		-69.07	-56.02
	2		-68.91	-56.02
	3		-68.73	-56.02

Table 7-113. Conducted Spurious Emission Summary Data (LTE_B13_10M+Low_NB-lot(IB)+Low_NB-lot(IB)_1C)

Channel	Port	Measured Range (MHz)	Max. Value (dBm)	Limit (dBm)
Low	0	1559 to 1610	-68.84	-56.02
	1		-69.08	-56.02
	2		-68.95	-56.02
	3		-68.73	-56.02

Table 7-114. Conducted Spurious Emission Summary Data (LTE_B13_10M+High_NB-lot(IB)+High_NB-lot(IB)_3C)

FCC ID: A3LRF4442D-13A		MEASUREMENT REPORT (CERTIFICATION)		Approved by: Technical Manager
Test Report S/N: 8K21070502R3.A3L	Test Dates: 07/09/2021 - 08/26/2021	EUT Type: RRU (RF4442d)		Page 176 of 225

Channel	Port	Measured Range (MHz)	Max. Value (dBm)	Limit (dBm)
Middle	0	1559 to 1610	-68.72	-56.02
	1		-69.09	-56.02
	2		-68.92	-56.02
	3		-68.70	-56.02

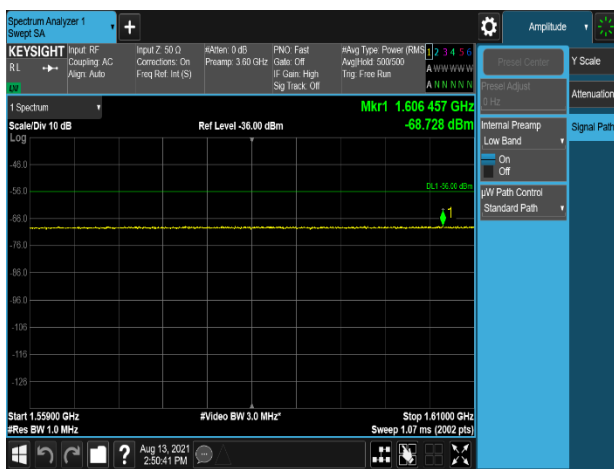
Table 7-115. Conducted Spurious Emission Summary Data (LTE_B13_10M+Low_NB-lot(GB)+High_NB-lot(GB)_3C)

Channel	Port	Measured Range (MHz)	Max. Value (dBm)	Limit (dBm)
Middle	0	1559 to 1610	-68.88	-56.02
	1		-69.12	-56.02
	2		-68.86	-56.02
	3		-68.79	-56.02

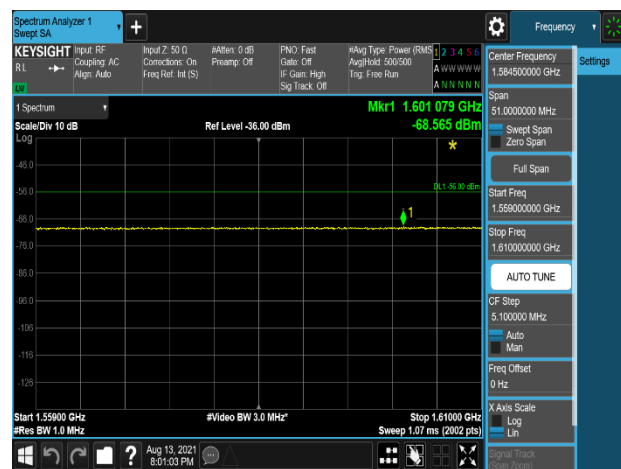
Table 7-116. Conducted Spurious Emission Summary Data (LTE_B13_10M+Low_NB-lot(GB)+High_NB-lot(IB)_2C)

Channel	Port	Measured Range (MHz)	Max. Value (dBm)	Limit (dBm)
Middle	0	1559 to 1610	-68.57	-56.02
	1		-68.99	-56.02
	2		-68.83	-56.02
	3		-68.63	-56.02

Table 7-117. Conducted Spurious Emission Summary Data (LTE_B13_10M+High_NB-lot(GB)+Low_NB-lot(IB)_2C)



Plot 7-461. Conducted Spurious Emission Plot
1559 MHz to 1610 MHz
(LTE_B13_5M+5M_2C_64QAM - Port 3)



Plot 7-462. Conducted Spurious Emission Plot
1559 MHz to 1610 MHz
(LTE_B13_10M+High_NB-lot(GB)+Low_NB-lot(IB)_2C_QPSK - Port 3)

Note: The 1559 to 1610 MHz spurious emission of All Configurations are attenuated more than 12 dB below permissible value and No peak found.



FCC ID: A3LRF4442D-13A		MEASUREMENT REPORT (CERTIFICATION)		Approved by: Technical Manager
Test Report S/N: 8K21070502R3.A3L	Test Dates: 07/09/2021 - 08/26/2021	EUT Type: RRU (RF4442d)		Page 177 of 225

DSS Ratio	Channel	Port	Measurement Range	Level (dBm)				Limit (dBm)	Worst Margin (dB)
				QPSK	16QAM	64QAM	256QAM		
LTE 9 : NR 1	Low	0	9 kHz to 150 kHz	-50.12	-49.88	-50.34	-50.26	-39.02	-10.86
			150 kHz to 30 MHz	-41.88	-41.82	-41.98	-42.11	-29.02	-12.80
			30 MHz to 858 MHz	-40.53	-40.40	-40.47	-40.47	-19.02	-21.38
			858 MHz to 868 MHz	-33.60	-34.87	-34.29	-33.72	-19.02	-14.58
			895 MHz to 1 GHz	-40.29	-39.72	-40.17	-39.69	-19.02	-20.67
			1 GHz to 10 GHz	-24.10	-24.22	-24.28	-24.06	-19.02	-5.04
		1	9 kHz to 150 kHz	-51.13	-50.54	-50.60	-50.35	-39.02	-11.33
			150 kHz to 30 MHz	-42.46	-42.22	-42.29	-42.40	-29.02	-13.20
			30 MHz to 858 MHz	-40.58	-40.80	-40.85	-40.79	-19.02	-21.56
			858 MHz to 868 MHz	-34.65	-34.26	-33.69	-34.61	-19.02	-14.67
			895 MHz to 1 GHz	-40.60	-40.95	-40.31	-40.96	-19.02	-21.29
			1 GHz to 10 GHz	-23.60	-22.92	-23.80	-23.42	-19.02	-3.90
		2	9 kHz to 150 kHz	-50.74	-50.87	-50.03	-50.82	-39.02	-11.01
			150 kHz to 30 MHz	-42.08	-42.28	-42.09	-42.34	-29.02	-13.06
			30 MHz to 858 MHz	-40.90	-40.94	-41.00	-41.14	-19.02	-21.88
			858 MHz to 868 MHz	-33.70	-34.88	-33.25	-34.57	-19.02	-14.23
			895 MHz to 1 GHz	-40.25	-40.91	-40.57	-40.53	-19.02	-21.23
			1 GHz to 10 GHz	-23.46	-24.15	-23.91	-23.12	-19.02	-4.10
	3	9 kHz to 150 kHz	-50.34	-50.93	-50.61	-49.92	-39.02	-10.90	
		150 kHz to 30 MHz	-42.49	-42.15	-41.85	-42.29	-29.02	-12.83	
		30 MHz to 858 MHz	-41.01	-40.77	-40.82	-40.81	-19.02	-21.75	
		858 MHz to 868 MHz	-34.96	-35.28	-34.54	-33.98	-19.02	-14.96	
		895 MHz to 1 GHz	-41.13	-41.12	-40.83	-40.81	-19.02	-21.79	
		1 GHz to 10 GHz	-23.26	-23.37	-23.37	-23.14	-19.02	-4.12	
Middle	0	9 kHz to 150 kHz	-49.60	-50.05	-49.40	-49.61	-39.02	-10.38	
		150 kHz to 30 MHz	-41.48	-41.49	-41.37	-41.35	-29.02	-12.33	
		30 MHz to 858 MHz	-40.44	-40.79	-40.55	-40.81	-19.02	-21.42	
		858 MHz to 868 MHz	-39.51	-40.20	-39.75	-39.52	-19.02	-20.49	
		895 MHz to 1 GHz	-39.54	-40.21	-39.69	-39.51	-19.02	-20.49	
		1 GHz to 10 GHz	-24.12	-24.15	-24.28	-24.30	-19.02	-5.10	
	1	9 kHz to 150 kHz	-49.81	-50.31	-50.05	-49.83	-39.02	-10.79	
		150 kHz to 30 MHz	-41.87	-41.71	-42.01	-41.98	-29.02	-12.69	
		30 MHz to 858 MHz	-41.04	-40.94	-40.93	-40.84	-19.02	-21.82	
		858 MHz to 868 MHz	-40.60	-40.83	-40.36	-38.59	-19.02	-19.57	
		895 MHz to 1 GHz	-40.94	-40.24	-40.47	-40.09	-19.02	-21.07	
		1 GHz to 10 GHz	-23.62	-23.45	-23.85	-23.70	-19.02	-4.43	



FCC ID: A3LRF4442D-13A		MEASUREMENT REPORT (CERTIFICATION)		Approved by: Technical Manager
Test Report S/N: 8K21070502R3.A3L	Test Dates: 07/09/2021 - 08/26/2021	EUT Type: RRU (RF4442d)	Page 178 of 225	

High	2	9 kHz to 150 kHz	-49.99	-49.96	-50.07	-49.72	-39.02	-10.70	
		150 kHz to 30 MHz	-41.57	-41.80	-41.84	-41.70	-29.02	-12.55	
		30 MHz to 858 MHz	-40.90	-40.61	-40.56	-41.02	-19.02	-21.54	
		858 MHz to 868 MHz	-39.55	-40.27	-40.07	-39.12	-19.02	-20.10	
		895 MHz to 1 GHz	-39.72	-39.38	-39.41	-38.66	-19.02	-19.64	
		1 GHz to 10 GHz	-23.92	-24.24	-24.17	-23.73	-19.02	-4.71	
	3	9 kHz to 150 kHz	-49.55	-49.36	-49.67	-50.36	-39.02	-10.34	
		150 kHz to 30 MHz	-41.71	-41.91	-41.79	-41.69	-29.02	-12.67	
		30 MHz to 858 MHz	-40.77	-40.89	-40.64	-40.64	-19.02	-21.62	
		858 MHz to 868 MHz	-40.35	-40.68	-40.38	-40.27	-19.02	-21.25	
		895 MHz to 1 GHz	-40.39	-40.85	-40.11	-40.35	-19.02	-21.09	
		1 GHz to 10 GHz	-23.10	-23.66	-23.46	-23.40	-19.02	-4.08	
	0	0	9 kHz to 150 kHz	-50.77	-50.18	-50.36	-50.29	-39.02	-11.16
			150 kHz to 30 MHz	-41.72	-41.71	-41.63	-41.74	-29.02	-12.61
			30 MHz to 858 MHz	-44.14	-44.16	-43.91	-43.46	-19.02	-24.44
			858 MHz to 868 MHz	-43.86	-43.03	-43.78	-43.42	-19.02	-24.01
			895 MHz to 1 GHz	-35.44	-36.30	-34.30	-35.70	-19.02	-15.28
			1 GHz to 10 GHz	-25.19	-24.69	-24.80	-24.76	-19.02	-5.67
		1	9 kHz to 150 kHz	-50.77	-51.02	-50.86	-50.80	-39.02	-11.75
			150 kHz to 30 MHz	-42.07	-42.10	-42.00	-41.89	-29.02	-12.87
			30 MHz to 858 MHz	-43.28	-44.79	-43.06	-43.32	-19.02	-24.04
			858 MHz to 868 MHz	-43.77	-44.68	-44.04	-42.79	-19.02	-23.77
			895 MHz to 1 GHz	-37.75	-39.13	-36.63	-38.31	-19.02	-17.61
			1 GHz to 10 GHz	-23.94	-23.32	-24.45	-23.71	-19.02	-4.30
2		9 kHz to 150 kHz	-50.30	-50.60	-50.27	-49.94	-39.02	-10.92	
		150 kHz to 30 MHz	-41.91	-42.04	-41.65	-42.04	-29.02	-12.63	
		30 MHz to 858 MHz	-44.02	-43.85	-43.98	-44.16	-19.02	-24.83	
		858 MHz to 868 MHz	-43.99	-43.66	-43.22	-42.14	-19.02	-23.12	
		895 MHz to 1 GHz	-34.50	-36.59	-34.94	-35.72	-19.02	-15.48	
		1 GHz to 10 GHz	-25.07	-24.26	-23.65	-23.42	-19.02	-4.40	
3	9 kHz to 150 kHz	-50.23	-50.42	-50.29	-50.52	-39.02	-11.21		
	150 kHz to 30 MHz	-41.86	-41.72	-41.82	-41.79	-29.02	-12.70		
	30 MHz to 858 MHz	-43.62	-42.60	-43.47	-42.54	-19.02	-23.52		
	858 MHz to 868 MHz	-45.12	-44.73	-45.28	-43.35	-19.02	-24.33		
	895 MHz to 1 GHz	-38.39	-39.34	-37.33	-37.68	-19.02	-18.31		
	1 GHz to 10 GHz	-23.69	-23.23	-23.83	-24.09	-19.02	-4.21		

Table 7-118. Conducted Spurious Emission Summary Data (DSS_B5_10M_9:1)_1C)



FCC ID: A3LRF4442D-13A		MEASUREMENT REPORT (CERTIFICATION)		Approved by: Technical Manager
Test Report S/N: 8K21070502R3.A3L	Test Dates: 07/09/2021 - 08/26/2021	EUT Type: RRU (RF4442d)		Page 179 of 225

DSS Ratio	Channel	Port	Measurement Range	Level (dBm)				Limit (dBm)	Worst Margin (dB)
				QPSK	16QAM	64QAM	256QAM		
LTE 8 : NR 2	Low	0	9 kHz to 150 kHz	-49.64	-49.78	-50.39	-50.23	-39.02	-10.62
			150 kHz to 30 MHz	-42.00	-42.10	-42.13	-41.89	-29.02	-12.87
			30 MHz to 858 MHz	-40.77	-40.56	-40.74	-40.74	-19.02	-21.54
			858 MHz to 868 MHz	-34.84	-34.59	-34.55	-34.28	-19.02	-15.26
			895 MHz to 1 GHz	-39.60	-40.36	-40.22	-40.30	-19.02	-20.58
			1 GHz to 10 GHz	-23.84	-24.53	-23.81	-24.11	-19.02	-4.79
		1	9 kHz to 150 kHz	-50.86	-50.54	-49.82	-50.75	-39.02	-10.80
			150 kHz to 30 MHz	-42.47	-42.57	-42.48	-42.49	-29.02	-13.45
			30 MHz to 858 MHz	-41.02	-40.93	-40.93	-41.00	-19.02	-21.91
			858 MHz to 868 MHz	-34.40	-34.22	-34.53	-34.93	-19.02	-15.20
			895 MHz to 1 GHz	-40.60	-41.06	-40.90	-41.05	-19.02	-21.58
			1 GHz to 10 GHz	-23.68	-23.85	-23.59	-23.69	-19.02	-4.57
		2	9 kHz to 150 kHz	-50.51	-50.37	-50.63	-50.07	-39.02	-11.05
			150 kHz to 30 MHz	-42.45	-42.26	-42.37	-42.31	-29.02	-13.24
			30 MHz to 858 MHz	-40.94	-41.09	-40.90	-41.09	-19.02	-21.88
			858 MHz to 868 MHz	-34.41	-35.36	-34.13	-34.69	-19.02	-15.11
			895 MHz to 1 GHz	-40.36	-40.72	-40.84	-40.75	-19.02	-21.34
			1 GHz to 10 GHz	-24.06	-23.84	-23.72	-24.11	-19.02	-4.70
	3	9 kHz to 150 kHz	-50.63	-50.24	-50.40	-50.43	-39.02	-11.22	
		150 kHz to 30 MHz	-42.32	-42.22	-42.42	-42.32	-29.02	-13.20	
		30 MHz to 858 MHz	-40.90	-40.56	-40.65	-40.98	-19.02	-21.54	
		858 MHz to 868 MHz	-34.72	-35.17	-35.09	-34.90	-19.02	-15.70	
		895 MHz to 1 GHz	-40.69	-41.14	-41.40	-40.88	-19.02	-21.67	
		1 GHz to 10 GHz	-23.34	-23.48	-23.61	-23.19	-19.02	-4.17	
Middle	0	9 kHz to 150 kHz	-49.84	-49.67	-49.63	-49.63	-39.02	-10.61	
		150 kHz to 30 MHz	-41.19	-41.31	-41.45	-41.39	-29.02	-12.17	
		30 MHz to 858 MHz	-40.36	-40.36	-40.55	-40.61	-19.02	-21.34	
		858 MHz to 868 MHz	-39.64	-40.06	-39.40	-39.61	-19.02	-20.38	
		895 MHz to 1 GHz	-39.30	-39.89	-39.48	-39.59	-19.02	-20.28	
		1 GHz to 10 GHz	-24.46	-24.27	-23.96	-24.02	-19.02	-4.94	
	1	9 kHz to 150 kHz	-49.87	-50.09	-50.44	-49.99	-39.02	-10.85	
		150 kHz to 30 MHz	-41.68	-41.72	-41.76	-41.76	-29.02	-12.66	
		30 MHz to 858 MHz	-40.78	-40.88	-40.70	-40.08	-19.02	-21.06	
		858 MHz to 868 MHz	-40.67	-40.88	-40.25	-40.80	-19.02	-21.23	
		895 MHz to 1 GHz	-40.70	-40.32	-40.37	-39.19	-19.02	-20.17	
		1 GHz to 10 GHz	-23.80	-23.86	-23.78	-23.24	-19.02	-4.22	



FCC ID: A3LRF4442D-13A		MEASUREMENT REPORT (CERTIFICATION)		Approved by: Technical Manager
Test Report S/N: 8K21070502R3.A3L	Test Dates: 07/09/2021 - 08/26/2021	EUT Type: RRU (RF4442d)	Page 180 of 225	

High	2	9 kHz to 150 kHz	-49.81	-49.88	-50.15	-50.01	-39.02	-10.79	
		150 kHz to 30 MHz	-41.54	-41.48	-41.55	-41.45	-29.02	-12.43	
		30 MHz to 858 MHz	-40.56	-40.88	-40.89	-40.41	-19.02	-21.39	
		858 MHz to 868 MHz	-39.63	-40.11	-39.71	-39.91	-19.02	-20.61	
		895 MHz to 1 GHz	-39.90	-39.48	-39.53	-39.36	-19.02	-20.34	
		1 GHz to 10 GHz	-23.95	-23.56	-23.61	-24.09	-19.02	-4.54	
	3	9 kHz to 150 kHz	-49.59	-50.08	-49.51	-50.50	-39.02	-10.49	
		150 kHz to 30 MHz	-41.53	-41.65	-41.44	-41.64	-29.02	-12.42	
		30 MHz to 858 MHz	-40.64	-40.55	-40.87	-40.49	-19.02	-21.47	
		858 MHz to 868 MHz	-40.55	-40.63	-40.80	-40.29	-19.02	-21.27	
		895 MHz to 1 GHz	-40.65	-40.95	-40.77	-40.71	-19.02	-21.63	
		1 GHz to 10 GHz	-22.87	-22.83	-23.60	-22.70	-19.02	-3.68	
	0	0	9 kHz to 150 kHz	-49.89	-49.70	-49.91	-49.58	-39.02	-10.56
			150 kHz to 30 MHz	-41.83	-41.77	-41.64	-41.71	-29.02	-12.62
			30 MHz to 858 MHz	-44.32	-44.25	-44.04	-43.97	-19.02	-24.95
			858 MHz to 868 MHz	-43.34	-42.75	-42.74	-43.55	-19.02	-23.72
			895 MHz to 1 GHz	-33.94	-36.46	-33.78	-35.10	-19.02	-14.76
			1 GHz to 10 GHz	-24.14	-25.03	-23.77	-22.78	-19.02	-3.76
		1	9 kHz to 150 kHz	-49.99	-50.56	-50.81	-50.83	-39.02	-10.97
			150 kHz to 30 MHz	-42.13	-42.17	-42.08	-42.06	-29.02	-13.04
			30 MHz to 858 MHz	-43.57	-44.21	-43.24	-43.50	-19.02	-24.22
			858 MHz to 868 MHz	-44.17	-44.71	-44.58	-43.35	-19.02	-24.33
			895 MHz to 1 GHz	-38.59	-39.62	-36.57	-37.94	-19.02	-17.55
			1 GHz to 10 GHz	-24.50	-24.70	-23.95	-24.02	-19.02	-4.93
2		9 kHz to 150 kHz	-50.75	-49.69	-50.69	-49.95	-39.02	-10.67	
		150 kHz to 30 MHz	-41.86	-41.97	-42.02	-41.88	-29.02	-12.84	
		30 MHz to 858 MHz	-43.67	-44.00	-44.42	-44.16	-19.02	-24.65	
		858 MHz to 868 MHz	-44.16	-43.36	-44.00	-43.83	-19.02	-24.34	
		895 MHz to 1 GHz	-35.46	-36.31	-35.21	-35.75	-19.02	-16.19	
		1 GHz to 10 GHz	-24.67	-23.93	-24.78	-23.61	-19.02	-4.59	
3	9 kHz to 150 kHz	-50.20	-49.70	-49.99	-50.72	-39.02	-10.68		
	150 kHz to 30 MHz	-41.89	-41.74	-41.83	-41.77	-29.02	-12.72		
	30 MHz to 858 MHz	-42.37	-43.09	-42.94	-43.21	-19.02	-23.35		
	858 MHz to 868 MHz	-45.33	-44.20	-44.97	-45.17	-19.02	-25.18		
	895 MHz to 1 GHz	-38.60	-39.93	-37.48	-37.88	-19.02	-18.46		
	1 GHz to 10 GHz	-24.32	-24.09	-23.85	-22.30	-19.02	-3.28		

Table 7-119. Conducted Spurious Emission Summary Data (DSS_B5_10M_8:2)_1C)



FCC ID: A3LRF4442D-13A	 PCTEST ENGINEERING LABORATORY, INC.	MEASUREMENT REPORT (CERTIFICATION)		Approved by: Technical Manager
Test Report S/N: 8K21070502R3.A3L	Test Dates: 07/09/2021 - 08/26/2021	EUT Type: RRU (RF4442d)	Page 181 of 225	

DSS Ratio	Channel	Port	Measurement Range	Level (dBm)				Limit (dBm)	Worst Margin (dB)
				QPSK	16QAM	64QAM	256QAM		
LTE 7 : NR 3	Low	0	9 kHz to 150 kHz	-50.21	-47.89	-48.69	-48.39	-39.02	-8.87
			150 kHz to 30 MHz	-41.21	-41.19	-41.35	-41.27	-29.02	-12.17
			30 MHz to 858 MHz	-40.57	-40.82	-40.66	-40.83	-19.02	-21.55
			858 MHz to 868 MHz	-33.93	-34.23	-33.99	-33.60	-19.02	-14.58
			895 MHz to 1 GHz	-39.79	-40.39	-40.11	-39.91	-19.02	-20.77
			1 GHz to 10 GHz	-24.21	-24.08	-24.12	-24.09	-19.02	-5.06
		1	9 kHz to 150 kHz	-50.17	-48.36	-48.94	-48.19	-39.02	-9.17
			150 kHz to 30 MHz	-41.81	-41.71	-41.87	-41.65	-29.02	-12.63
			30 MHz to 858 MHz	-40.68	-41.05	-41.21	-41.03	-19.02	-21.66
			858 MHz to 868 MHz	-34.50	-33.88	-34.18	-34.67	-19.02	-14.86
			895 MHz to 1 GHz	-40.98	-41.16	-40.98	-41.08	-19.02	-21.96
			1 GHz to 10 GHz	-24.07	-23.83	-23.47	-23.62	-19.02	-4.45
		2	9 kHz to 150 kHz	-50.38	-48.40	-48.62	-48.80	-39.02	-9.38
			150 kHz to 30 MHz	-41.53	-41.45	-41.65	-41.55	-29.02	-12.43
			30 MHz to 858 MHz	-40.86	-40.76	-40.91	-41.01	-19.02	-21.74
			858 MHz to 868 MHz	-34.72	-34.97	-34.10	-34.50	-19.02	-15.08
			895 MHz to 1 GHz	-40.36	-41.01	-40.53	-40.61	-19.02	-21.34
			1 GHz to 10 GHz	-23.67	-23.88	-23.53	-24.05	-19.02	-4.51
	3	9 kHz to 150 kHz	-50.76	-47.96	-48.71	-48.18	-39.02	-8.94	
		150 kHz to 30 MHz	-41.49	-41.71	-41.59	-41.44	-29.02	-12.42	
		30 MHz to 858 MHz	-40.86	-41.01	-40.83	-40.78	-19.02	-21.76	
		858 MHz to 868 MHz	-35.14	-34.66	-34.66	-34.84	-19.02	-15.64	
		895 MHz to 1 GHz	-40.79	-41.40	-40.93	-41.15	-19.02	-21.77	
		1 GHz to 10 GHz	-23.32	-23.46	-23.14	-23.43	-19.02	-4.12	
Middle	0	9 kHz to 150 kHz	-49.37	-47.67	-48.00	-47.87	-39.02	-8.65	
		150 kHz to 30 MHz	-40.66	-40.70	-40.75	-40.62	-29.02	-11.60	
		30 MHz to 858 MHz	-40.66	-40.57	-40.56	-40.76	-19.02	-21.54	
		858 MHz to 868 MHz	-39.51	-39.51	-39.64	-39.96	-19.02	-20.49	
		895 MHz to 1 GHz	-40.03	-39.67	-39.38	-39.54	-19.02	-20.36	
		1 GHz to 10 GHz	-24.01	-24.34	-24.47	-24.43	-19.02	-4.99	
	1	9 kHz to 150 kHz	-50.51	-48.55	-48.14	-48.05	-39.02	-9.03	
		150 kHz to 30 MHz	-41.05	-41.15	-41.11	-40.98	-29.02	-11.96	
		30 MHz to 858 MHz	-40.45	-40.87	-41.04	-40.86	-19.02	-21.43	
		858 MHz to 868 MHz	-40.50	-40.73	-39.93	-40.71	-19.02	-20.91	
		895 MHz to 1 GHz	-40.89	-40.97	-40.51	-40.58	-19.02	-21.49	
		1 GHz to 10 GHz	-24.11	-23.71	-23.70	-23.69	-19.02	-4.67	



FCC ID: A3LRF4442D-13A		MEASUREMENT REPORT (CERTIFICATION)		Approved by: Technical Manager
Test Report S/N: 8K21070502R3.A3L	Test Dates: 07/09/2021 - 08/26/2021	EUT Type: RRU (RF4442d)	Page 182 of 225	

High	2	9 kHz to 150 kHz	-48.42	-48.24	-48.32	-48.36	-39.02	-9.22	
		150 kHz to 30 MHz	-40.83	-40.92	-40.79	-40.81	-29.02	-11.77	
		30 MHz to 858 MHz	-40.79	-40.69	-40.65	-40.70	-19.02	-21.63	
		858 MHz to 868 MHz	-39.76	-39.87	-39.53	-39.84	-19.02	-20.51	
		895 MHz to 1 GHz	-39.52	-39.60	-39.58	-39.82	-19.02	-20.50	
		1 GHz to 10 GHz	-23.83	-24.06	-23.55	-23.90	-19.02	-4.53	
	3	9 kHz to 150 kHz	-47.94	-48.30	-48.44	-48.01	-39.02	-8.92	
		150 kHz to 30 MHz	-40.96	-40.89	-40.81	-40.86	-29.02	-11.79	
		30 MHz to 858 MHz	-40.62	-40.48	-40.72	-40.49	-19.02	-21.46	
		858 MHz to 868 MHz	-40.66	-40.74	-40.30	-40.87	-19.02	-21.28	
		895 MHz to 1 GHz	-40.64	-40.69	-40.47	-40.69	-19.02	-21.45	
		1 GHz to 10 GHz	-23.60	-23.77	-23.51	-23.36	-19.02	-4.34	
	0	0	9 kHz to 150 kHz	-50.50	-50.41	-49.67	-50.36	-39.02	-10.65
			150 kHz to 30 MHz	-41.75	-41.55	-41.81	-40.99	-29.02	-11.97
			30 MHz to 858 MHz	-43.38	-44.65	-44.06	-43.97	-19.02	-24.36
			858 MHz to 868 MHz	-44.20	-43.51	-43.61	-42.96	-19.02	-23.94
			895 MHz to 1 GHz	-34.31	-36.27	-34.41	-35.12	-19.02	-15.29
			1 GHz to 10 GHz	-24.73	-24.67	-24.43	-24.23	-19.02	-5.21
		1	9 kHz to 150 kHz	-50.21	-50.23	-50.74	-48.41	-39.02	-9.39
			150 kHz to 30 MHz	-42.16	-41.93	-42.10	-41.29	-29.02	-12.27
			30 MHz to 858 MHz	-44.51	-44.23	-43.17	-44.67	-19.02	-24.15
			858 MHz to 868 MHz	-44.57	-44.59	-44.41	-44.87	-19.02	-25.39
			895 MHz to 1 GHz	-37.97	-39.33	-35.41	-38.77	-19.02	-16.39
			1 GHz to 10 GHz	-23.83	-24.95	-23.57	-22.92	-19.02	-3.90
2		9 kHz to 150 kHz	-50.13	-50.13	-50.59	-48.01	-39.02	-8.99	
		150 kHz to 30 MHz	-41.81	-41.94	-41.89	-41.29	-29.02	-12.27	
		30 MHz to 858 MHz	-44.10	-44.27	-44.19	-43.83	-19.02	-24.81	
		858 MHz to 868 MHz	-44.36	-44.33	-43.79	-44.14	-19.02	-24.77	
		895 MHz to 1 GHz	-34.63	-35.69	-33.08	-34.99	-19.02	-14.06	
		1 GHz to 10 GHz	-24.40	-24.71	-24.96	-24.46	-19.02	-5.38	
3	9 kHz to 150 kHz	-50.31	-50.30	-50.20	-48.27	-39.02	-9.25		
	150 kHz to 30 MHz	-41.62	-41.81	-42.07	-41.10	-29.02	-12.08		
	30 MHz to 858 MHz	-41.92	-42.80	-42.62	-42.80	-19.02	-22.90		
	858 MHz to 868 MHz	-45.35	-45.22	-46.14	-44.73	-19.02	-25.71		
	895 MHz to 1 GHz	-37.89	-40.11	-36.59	-38.23	-19.02	-17.57		
	1 GHz to 10 GHz	-23.89	-24.18	-25.10	-23.89	-19.02	-4.87		

Table 7-120. Conducted Spurious Emission Summary Data (DSS_B5_10M_7:3)_1C)



FCC ID: A3LRF4442D-13A		MEASUREMENT REPORT (CERTIFICATION)		Approved by: Technical Manager
Test Report S/N: 8K21070502R3.A3L	Test Dates: 07/09/2021 - 08/26/2021	EUT Type: RRU (RF4442d)	Page 183 of 225	

DSS Ratio	Channel	Port	Measurement Range	Level (dBm)				Limit (dBm)	Worst Margin (dB)
				QPSK	16QAM	64QAM	256QAM		
LTE 6 : NR 4	Low	0	9 kHz to 150 kHz	-48.24	-47.74	-47.80	-50.37	-39.02	-8.72
			150 kHz to 30 MHz	-41.28	-41.25	-41.93	-42.25	-29.02	-12.23
			30 MHz to 858 MHz	-40.65	-40.68	-40.67	-40.62	-19.02	-21.60
			858 MHz to 868 MHz	-34.12	-34.48	-34.01	-34.51	-19.02	-14.99
			895 MHz to 1 GHz	-40.10	-40.31	-40.03	-40.24	-19.02	-21.01
			1 GHz to 10 GHz	-24.44	-23.90	-23.76	-24.17	-19.02	-4.74
		1	9 kHz to 150 kHz	-48.63	-48.95	-48.27	-50.47	-39.02	-9.25
			150 kHz to 30 MHz	-41.55	-41.76	-42.33	-42.42	-29.02	-12.53
			30 MHz to 858 MHz	-41.04	-41.11	-40.97	-41.10	-19.02	-21.95
			858 MHz to 868 MHz	-34.80	-34.63	-34.62	-34.60	-19.02	-15.58
			895 MHz to 1 GHz	-40.99	-40.84	-40.87	-40.93	-19.02	-21.82
			1 GHz to 10 GHz	-23.98	-23.77	-23.20	-23.84	-19.02	-4.18
		2	9 kHz to 150 kHz	-48.43	-48.18	-48.41	-50.80	-39.02	-9.16
			150 kHz to 30 MHz	-41.47	-41.49	-42.31	-42.42	-29.02	-12.45
			30 MHz to 858 MHz	-41.24	-41.09	-40.64	-40.98	-19.02	-21.62
			858 MHz to 868 MHz	-34.95	-34.41	-34.36	-35.09	-19.02	-15.34
			895 MHz to 1 GHz	-40.61	-40.65	-40.66	-40.84	-19.02	-21.59
			1 GHz to 10 GHz	-23.83	-23.20	-24.45	-24.11	-19.02	-4.18
	3	9 kHz to 150 kHz	-48.29	-48.57	-48.31	-50.81	-39.02	-9.27	
		150 kHz to 30 MHz	-41.45	-41.61	-42.15	-42.17	-29.02	-12.43	
		30 MHz to 858 MHz	-40.75	-40.83	-40.93	-41.01	-19.02	-21.73	
		858 MHz to 868 MHz	-34.55	-34.83	-34.86	-35.13	-19.02	-15.53	
		895 MHz to 1 GHz	-41.15	-41.04	-41.35	-40.92	-19.02	-21.90	
		1 GHz to 10 GHz	-23.21	-23.29	-23.56	-23.47	-19.02	-4.19	
Middle	0	9 kHz to 150 kHz	-48.08	-49.54	-50.09	-49.66	-39.02	-9.06	
		150 kHz to 30 MHz	-40.75	-41.44	-41.39	-41.51	-29.02	-11.73	
		30 MHz to 858 MHz	-39.91	-40.02	-40.54	-40.57	-19.02	-20.89	
		858 MHz to 868 MHz	-39.23	-39.51	-39.62	-39.65	-19.02	-20.21	
		895 MHz to 1 GHz	-39.60	-39.83	-39.77	-39.47	-19.02	-20.45	
		1 GHz to 10 GHz	-24.02	-23.95	-24.06	-24.29	-19.02	-4.93	
	1	9 kHz to 150 kHz	-47.92	-50.33	-50.37	-50.67	-39.02	-8.90	
		150 kHz to 30 MHz	-40.96	-41.75	-41.76	-41.77	-29.02	-11.94	
		30 MHz to 858 MHz	-40.71	-40.92	-40.74	-40.87	-19.02	-21.69	
		858 MHz to 868 MHz	-39.62	-40.58	-40.76	-40.05	-19.02	-20.60	
		895 MHz to 1 GHz	-40.49	-40.67	-40.63	-40.56	-19.02	-21.47	
		1 GHz to 10 GHz	-24.02	-23.84	-23.77	-23.51	-19.02	-4.49	



FCC ID: A3LRF4442D-13A		MEASUREMENT REPORT (CERTIFICATION)		Approved by: Technical Manager
Test Report S/N: 8K21070502R3.A3L	Test Dates: 07/09/2021 - 08/26/2021	EUT Type: RRU (RF4442d)	Page 184 of 225	

High	2	9 kHz to 150 kHz	-47.95	-50.10	-49.94	-50.77	-39.02	-8.93	
		150 kHz to 30 MHz	-40.94	-41.58	-41.62	-41.71	-29.02	-11.92	
		30 MHz to 858 MHz	-40.66	-40.85	-40.73	-40.84	-19.02	-21.64	
		858 MHz to 868 MHz	-39.15	-39.77	-39.63	-39.81	-19.02	-20.13	
		895 MHz to 1 GHz	-39.50	-39.87	-39.05	-39.68	-19.02	-20.03	
		1 GHz to 10 GHz	-23.98	-23.96	-24.04	-24.05	-19.02	-4.94	
	3	9 kHz to 150 kHz	-47.82	-49.56	-50.23	-50.09	-39.02	-8.80	
		150 kHz to 30 MHz	-41.71	-41.57	-41.64	-41.86	-29.02	-12.55	
		30 MHz to 858 MHz	-40.54	-40.70	-40.45	-40.30	-19.02	-21.28	
		858 MHz to 868 MHz	-41.03	-40.78	-40.79	-40.63	-19.02	-21.61	
		895 MHz to 1 GHz	-40.33	-41.00	-39.99	-40.60	-19.02	-20.97	
		1 GHz to 10 GHz	-23.41	-23.31	-23.05	-23.19	-19.02	-4.03	
	0	0	9 kHz to 150 kHz	-48.20	-47.75	-48.57	-47.74	-39.02	-8.72
			150 kHz to 30 MHz	-41.00	-41.00	-40.90	-41.52	-29.02	-11.88
			30 MHz to 858 MHz	-44.49	-44.40	-43.82	-43.96	-19.02	-24.80
			858 MHz to 868 MHz	-43.48	-43.02	-42.99	-43.94	-19.02	-23.97
			895 MHz to 1 GHz	-35.39	-36.08	-33.91	-36.60	-19.02	-14.89
			1 GHz to 10 GHz	-25.32	-24.53	-24.82	-24.53	-19.02	-5.51
		1	9 kHz to 150 kHz	-48.11	-48.56	-48.46	-48.96	-39.02	-9.09
			150 kHz to 30 MHz	-41.16	-41.20	-41.29	-41.86	-29.02	-12.14
			30 MHz to 858 MHz	-43.63	-43.95	-44.46	-44.30	-19.02	-24.61
			858 MHz to 868 MHz	-44.84	-44.46	-44.72	-44.31	-19.02	-25.29
			895 MHz to 1 GHz	-38.69	-40.99	-37.67	-39.16	-19.02	-18.65
			1 GHz to 10 GHz	-24.17	-23.50	-23.93	-23.31	-19.02	-4.29
2		9 kHz to 150 kHz	-47.97	-48.68	-48.33	-50.83	-39.02	-8.95	
		150 kHz to 30 MHz	-40.98	-41.10	-41.22	-42.04	-29.02	-11.96	
		30 MHz to 858 MHz	-44.09	-44.39	-43.59	-43.86	-19.02	-24.57	
		858 MHz to 868 MHz	-43.57	-43.43	-44.19	-43.79	-19.02	-24.41	
		895 MHz to 1 GHz	-35.02	-35.84	-34.48	-36.05	-19.02	-15.46	
		1 GHz to 10 GHz	-24.45	-25.13	-24.37	-24.99	-19.02	-5.35	
3	9 kHz to 150 kHz	-48.11	-47.79	-48.30	-50.14	-39.02	-8.77		
	150 kHz to 30 MHz	-41.02	-41.20	-41.06	-42.07	-29.02	-12.00		
	30 MHz to 858 MHz	-41.81	-43.10	-43.48	-42.19	-19.02	-22.79		
	858 MHz to 868 MHz	-45.23	-45.15	-44.91	-45.63	-19.02	-25.89		
	895 MHz to 1 GHz	-37.73	-39.50	-37.13	-39.43	-19.02	-18.11		
	1 GHz to 10 GHz	-24.61	-24.32	-23.84	-23.26	-19.02	-4.24		

Table 7-121. Conducted Spurious Emission Summary Data (DSS_B5_10M_6:4)_1C)


FCC ID: A3LRF4442D-13A		MEASUREMENT REPORT (CERTIFICATION)		Approved by: Technical Manager
Test Report S/N: 8K21070502R3.A3L	Test Dates: 07/09/2021 - 08/26/2021	EUT Type: RRU (RF4442d)		Page 185 of 225

DSS Ratio	Channel	Port	Measurement Range	Level (dBm)				Limit (dBm)	Worst Margin (dB)
				QPSK	16QAM	64QAM	256QAM		
LTE 5 : NR 5	Low	0	9 kHz to 150 kHz	-49.72	-50.58	-49.69	-49.89	-39.02	-10.67
			150 kHz to 30 MHz	-41.85	-42.04	-42.17	-42.22	-29.02	-12.83
			30 MHz to 858 MHz	-40.52	-40.51	-40.91	-41.04	-19.02	-21.49
			858 MHz to 868 MHz	-34.57	-34.44	-34.99	-34.95	-19.02	-15.42
			895 MHz to 1 GHz	-39.91	-40.40	-40.59	-40.31	-19.02	-20.89
			1 GHz to 10 GHz	-24.10	-24.46	-24.41	-24.04	-19.02	-5.02
		1	9 kHz to 150 kHz	-50.36	-50.12	-51.09	-50.52	-39.02	-11.10
			150 kHz to 30 MHz	-41.27	-42.41	-42.56	-42.44	-29.02	-12.25
			30 MHz to 858 MHz	-41.13	-40.88	-41.00	-41.13	-19.02	-21.86
			858 MHz to 868 MHz	-34.68	-34.17	-34.86	-35.28	-19.02	-15.15
			895 MHz to 1 GHz	-41.02	-41.21	-40.86	-41.09	-19.02	-21.84
			1 GHz to 10 GHz	-23.73	-23.47	-23.88	-23.85	-19.02	-4.45
		2	9 kHz to 150 kHz	-50.29	-50.03	-51.31	-50.49	-39.02	-11.01
			150 kHz to 30 MHz	-42.97	-42.43	-42.39	-42.59	-29.02	-13.37
			30 MHz to 858 MHz	-41.31	-41.15	-41.06	-40.58	-19.02	-21.56
			858 MHz to 868 MHz	-34.64	-34.57	-33.70	-34.48	-19.02	-14.68
			895 MHz to 1 GHz	-40.70	-41.25	-40.84	-40.42	-19.02	-21.40
			1 GHz to 10 GHz	-24.29	-24.31	-23.68	-23.92	-19.02	-4.66
	3	9 kHz to 150 kHz	-50.49	-50.59	-50.16	-49.45	-39.02	-10.43	
		150 kHz to 30 MHz	-41.38	-42.28	-42.49	-42.18	-29.02	-12.36	
		30 MHz to 858 MHz	-40.92	-40.75	-40.86	-41.01	-19.02	-21.73	
		858 MHz to 868 MHz	-35.47	-35.30	-34.97	-34.94	-19.02	-15.92	
		895 MHz to 1 GHz	-41.05	-41.26	-41.26	-41.55	-19.02	-22.03	
		1 GHz to 10 GHz	-23.35	-23.07	-23.42	-23.05	-19.02	-4.03	
Middle	0	9 kHz to 150 kHz	-49.99	-49.57	-49.28	-50.06	-39.02	-10.26	
		150 kHz to 30 MHz	-41.41	-41.55	-41.46	-41.56	-29.02	-12.39	
		30 MHz to 858 MHz	-40.57	-40.65	-40.56	-40.37	-19.02	-21.35	
		858 MHz to 868 MHz	-39.39	-39.42	-39.54	-39.34	-19.02	-20.32	
		895 MHz to 1 GHz	-39.93	-39.92	-39.52	-39.97	-19.02	-20.50	
		1 GHz to 10 GHz	-23.71	-24.15	-24.05	-24.19	-19.02	-4.69	
	1	9 kHz to 150 kHz	-50.20	-50.27	-50.13	-49.87	-39.02	-10.85	
		150 kHz to 30 MHz	-41.91	-42.02	-41.75	-41.95	-29.02	-12.73	
		30 MHz to 858 MHz	-40.93	-40.59	-40.92	-40.29	-19.02	-21.27	
		858 MHz to 868 MHz	-40.35	-40.64	-40.33	-39.50	-19.02	-20.48	
		895 MHz to 1 GHz	-41.41	-41.06	-40.76	-40.23	-19.02	-21.21	
		1 GHz to 10 GHz	-22.58	-23.67	-23.80	-24.17	-19.02	-3.56	

FCC ID: A3LRF4442D-13A		MEASUREMENT REPORT (CERTIFICATION)		Approved by: Technical Manager
Test Report S/N: 8K21070502R3.A3L	Test Dates: 07/09/2021 - 08/26/2021	EUT Type: RRU (RF4442d)		Page 186 of 225

High	2	9 kHz to 150 kHz	-50.62	-50.76	-50.55	-50.52	-39.02	-11.50	
		150 kHz to 30 MHz	-41.59	-41.47	-41.63	-41.82	-29.02	-12.45	
		30 MHz to 858 MHz	-40.60	-41.10	-40.56	-40.44	-19.02	-21.42	
		858 MHz to 868 MHz	-39.62	-39.84	-39.60	-39.75	-19.02	-20.58	
		895 MHz to 1 GHz	-39.81	-39.54	-39.07	-39.67	-19.02	-20.05	
		1 GHz to 10 GHz	-24.35	-24.29	-24.17	-23.44	-19.02	-4.42	
	3	9 kHz to 150 kHz	-50.33	-49.92	-50.37	-50.36	-39.02	-10.90	
		150 kHz to 30 MHz	-41.60	-41.71	-41.68	-41.67	-29.02	-12.58	
		30 MHz to 858 MHz	-40.57	-40.69	-39.38	-40.41	-19.02	-20.36	
		858 MHz to 868 MHz	-40.50	-40.94	-40.19	-40.73	-19.02	-21.17	
		895 MHz to 1 GHz	-40.74	-40.77	-40.59	-40.05	-19.02	-21.03	
		1 GHz to 10 GHz	-23.33	-23.33	-23.49	-23.38	-19.02	-4.31	
	0	0	9 kHz to 150 kHz	-50.10	-50.46	-50.18	-49.95	-39.02	-10.93
			150 kHz to 30 MHz	-41.45	-41.61	-41.71	-41.78	-29.02	-12.43
			30 MHz to 858 MHz	-43.68	-44.36	-43.77	-44.26	-19.02	-24.66
			858 MHz to 868 MHz	-44.00	-43.79	-43.54	-42.62	-19.02	-23.60
			895 MHz to 1 GHz	-34.64	-35.79	-33.34	-34.71	-19.02	-14.32
			1 GHz to 10 GHz	-24.52	-24.84	-24.50	-24.12	-19.02	-5.10
		1	9 kHz to 150 kHz	-50.99	-50.58	-49.76	-50.32	-39.02	-10.74
			150 kHz to 30 MHz	-41.96	-42.07	-42.14	-42.00	-29.02	-12.94
			30 MHz to 858 MHz	-44.35	-44.35	-43.80	-44.61	-19.02	-24.78
			858 MHz to 868 MHz	-44.85	-43.90	-44.29	-44.13	-19.02	-24.88
			895 MHz to 1 GHz	-38.48	-39.28	-36.14	-38.36	-19.02	-17.12
			1 GHz to 10 GHz	-24.33	-24.45	-23.86	-24.79	-19.02	-4.84
2		9 kHz to 150 kHz	-50.49	-50.90	-50.00	-50.35	-39.02	-10.98	
		150 kHz to 30 MHz	-42.04	-42.06	-41.81	-41.81	-29.02	-12.79	
		30 MHz to 858 MHz	-43.96	-43.54	-44.11	-44.12	-19.02	-24.52	
		858 MHz to 868 MHz	-43.84	-44.10	-43.19	-43.91	-19.02	-24.17	
		895 MHz to 1 GHz	-34.68	-35.99	-34.35	-35.08	-19.02	-15.33	
		1 GHz to 10 GHz	-24.31	-24.09	-24.88	-24.05	-19.02	-5.03	
3	9 kHz to 150 kHz	-50.42	-50.13	-49.94	-49.80	-39.02	-10.78		
	150 kHz to 30 MHz	-41.93	-41.81	-41.84	-41.87	-29.02	-12.79		
	30 MHz to 858 MHz	-43.39	-42.04	-43.05	-42.31	-19.02	-23.02		
	858 MHz to 868 MHz	-45.05	-45.06	-44.92	-44.89	-19.02	-25.87		
	895 MHz to 1 GHz	-38.95	-38.33	-36.07	-38.62	-19.02	-17.05		
	1 GHz to 10 GHz	-23.96	-24.01	-24.07	-23.47	-19.02	-4.45		

Table 7-122. Conducted Spurious Emission Summary Data (DSS_B5_10M_5:5)_1C)

FCC ID: A3LRF4442D-13A		MEASUREMENT REPORT (CERTIFICATION)		Approved by: Technical Manager
Test Report S/N: 8K21070502R3.A3L	Test Dates: 07/09/2021 - 08/26/2021	EUT Type: RRU (RF4442d)		Page 187 of 225