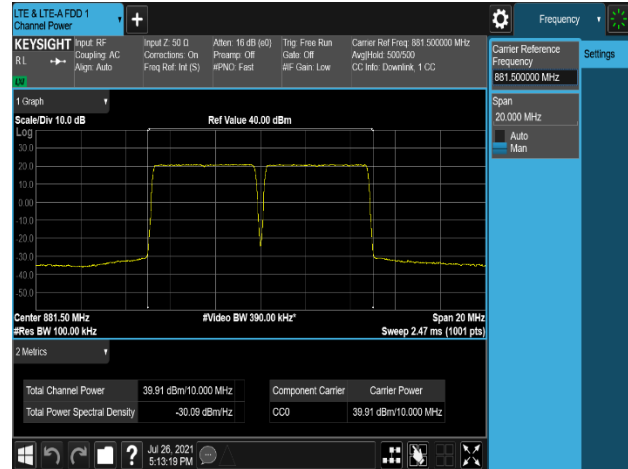
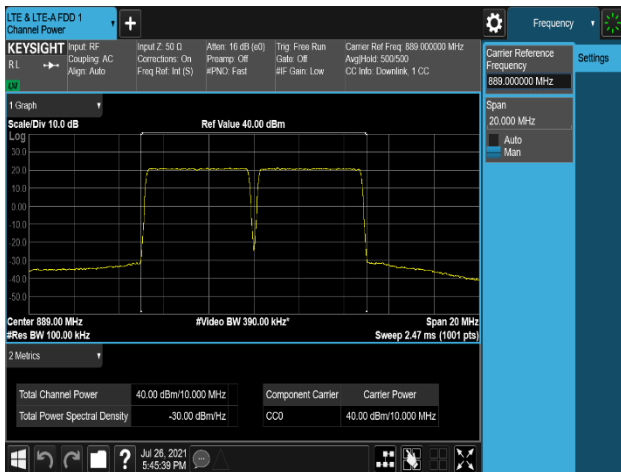


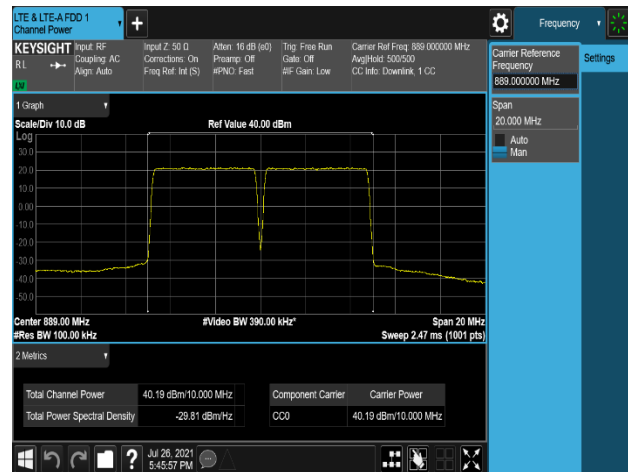
Plot 7-144. Conducted Average Output Power Plot (LTE_B5_5M+5M_2C_QPSK - Mid Channel, Port 2)



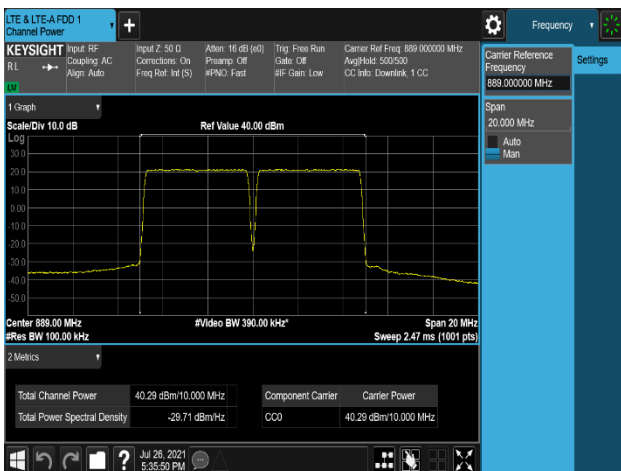
Plot 7-145. Conducted Average Output Power Plot (LTE_B5_5M+5M_2C_QPSK - Mid Channel, Port 3)



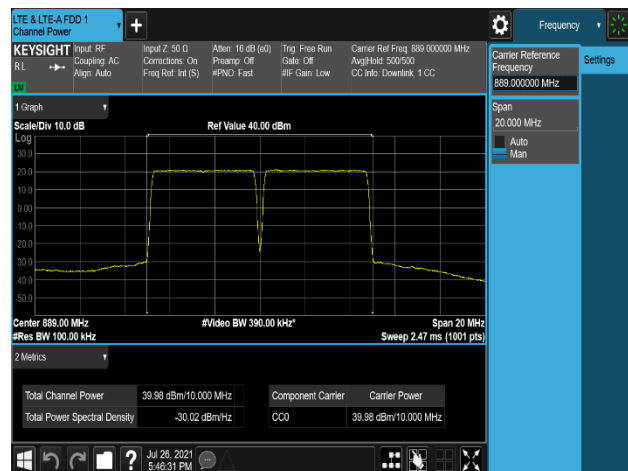
Plot 7-146. Conducted Average Output Power Plot (LTE_B5_5M+5M_2C_64QAM - High Channel, Port 0)



Plot 7-147. Conducted Average Output Power Plot (LTE_B5_5M+5M_2C_64QAM - High Channel, Port 1)

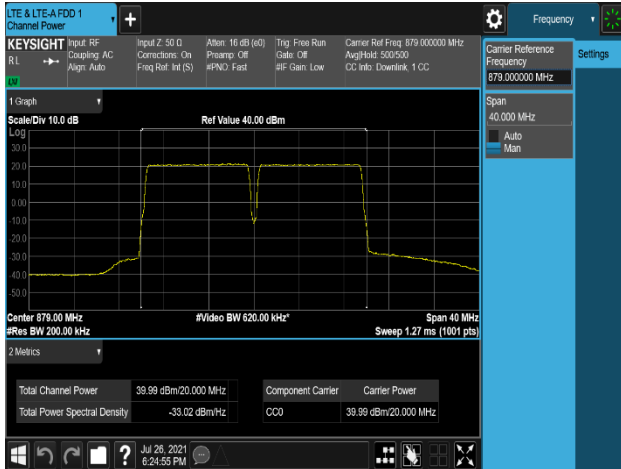


Plot 7-148. Conducted Average Output Power Plot (LTE_B5_5M+5M_2C_64QAM - High Channel, Port 2)

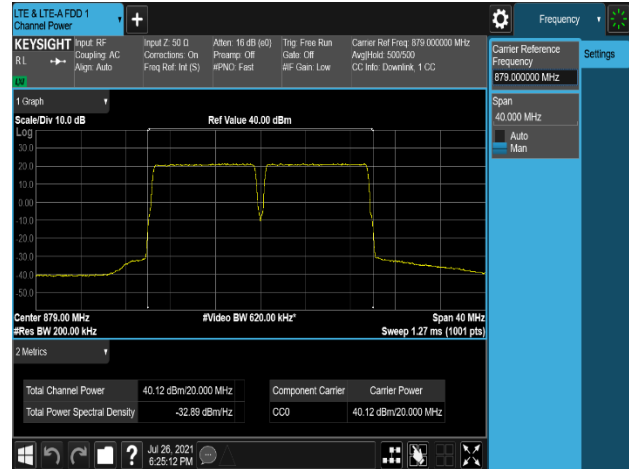


Plot 7-149. Conducted Average Output Power Plot (LTE_B5_5M+5M_2C_64QAM - High Channel, Port 3)

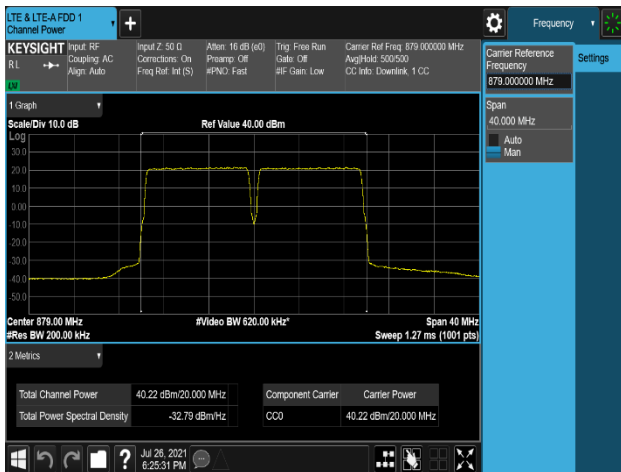
FCC ID: A3LRF4442D-13A		MEASUREMENT REPORT (CERTIFICATION)		Approved by: Technical Manager
Test Report S/N: 8K21070502R3.A3L	Test Dates: 07/09/2021 - 08/26/2021	EUT Type: RRU (RF4442d)		Page 55 of 225



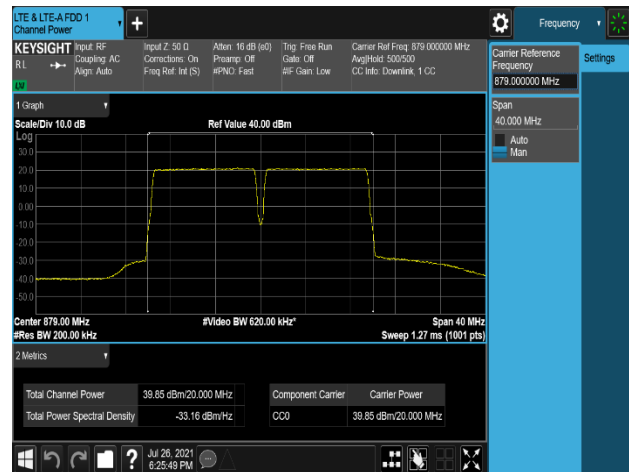
Plot 7-150. Conducted Average Output Power Plot (LTE_B5_10M+10M_2C_256QAM - Low Channel, Port 0)



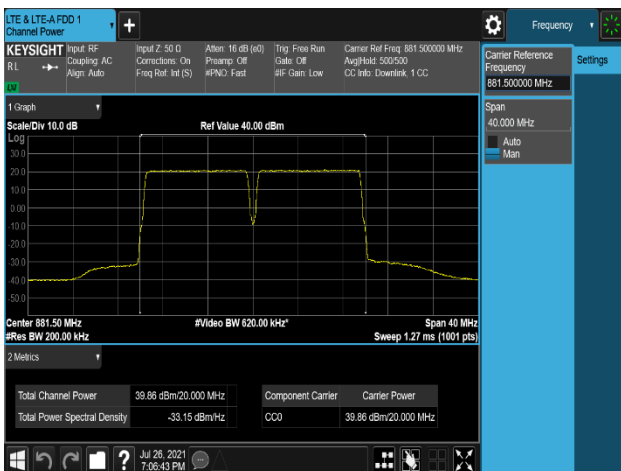
Plot 7-151. Conducted Average Output Power Plot (LTE_B5_10M+10M_2C_256QAM - Low Channel, Port 1)



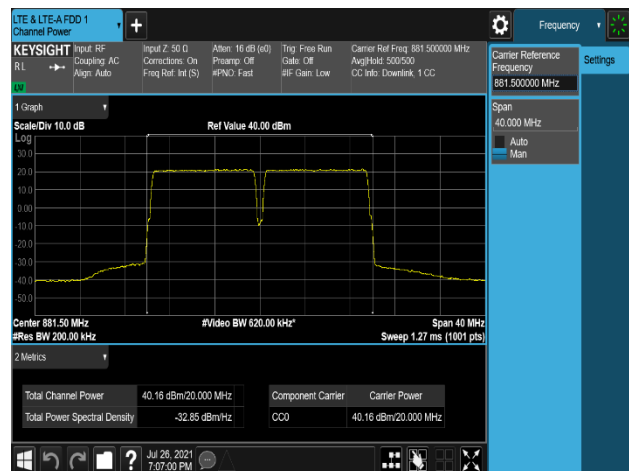
Plot 7-152. Conducted Average Output Power Plot (LTE_B5_10M+10M_2C_256QAM - Low Channel, Port 2)



Plot 7-153. Conducted Average Output Power Plot (LTE_B5_10M+10M_2C_256QAM - Low Channel, Port 3)

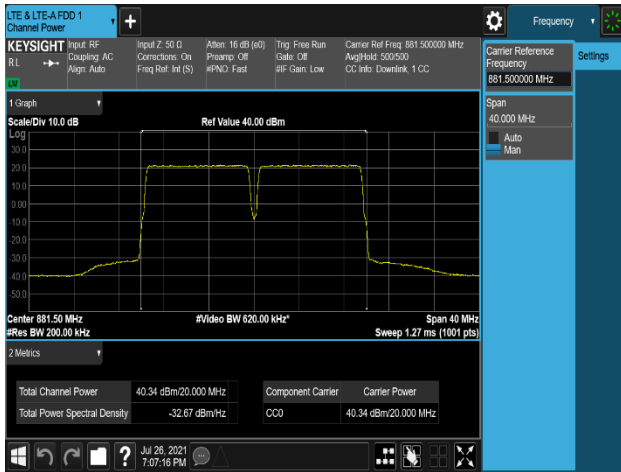


Plot 7-154. Conducted Average Output Power Plot (LTE_B5_10M+10M_2C_64QAM - Mid Channel, Port 0)

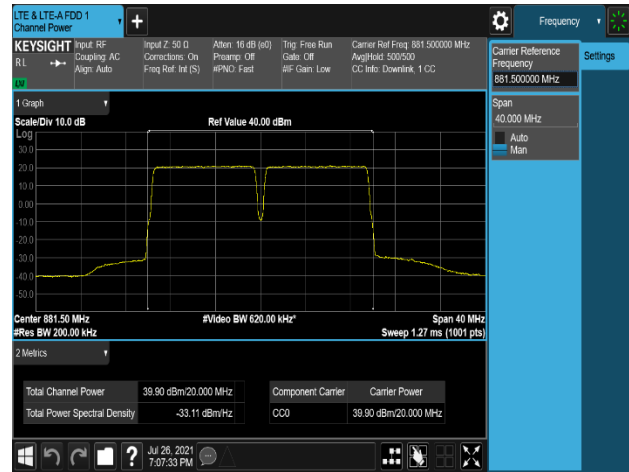


Plot 7-155. Conducted Average Output Power Plot (LTE_B5_10M+10M_2C_64QAM - Mid Channel, Port 1)

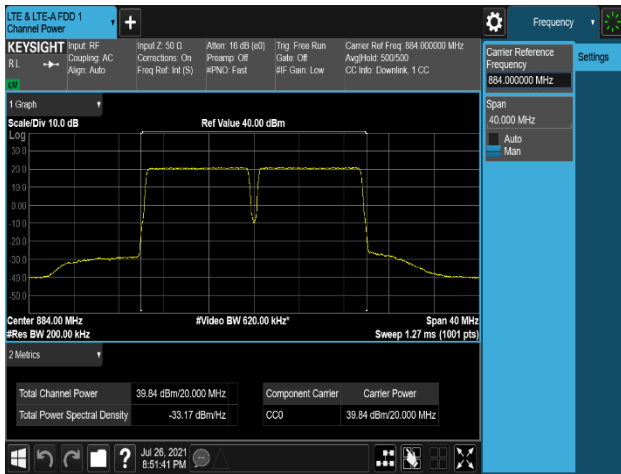
FCC ID: A3LRF4442D-13A		MEASUREMENT REPORT (CERTIFICATION)		Approved by: Technical Manager
Test Report S/N: 8K21070502R3.A3L	Test Dates: 07/09/2021 - 08/26/2021	EUT Type: RRU (RF4442d)		Page 56 of 225



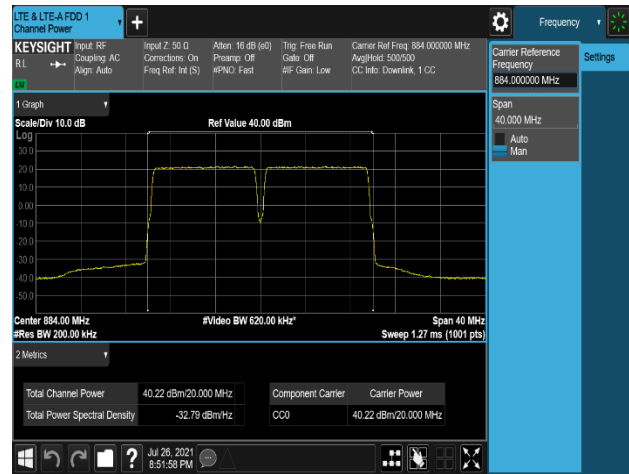
Plot 7-156. Conducted Average Output Power Plot (LTE_B5_10M+10M_2C_64QAM – Mid Channel, Port 2)



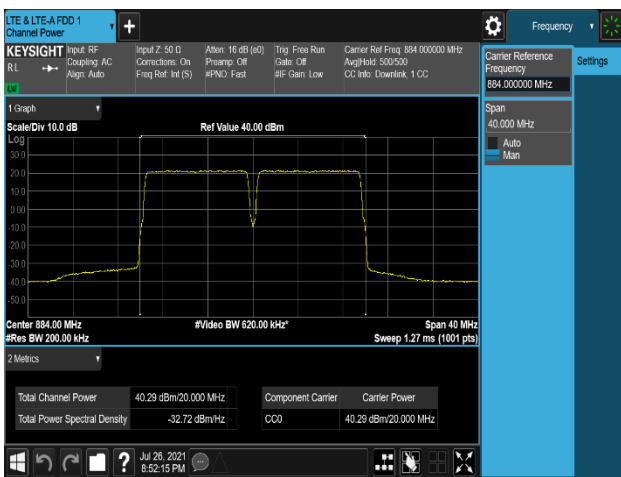
Plot 7-157. Conducted Average Output Power Plot (LTE_B5_10M+10M_2C_64QAM – Mid Channel, Port 3)



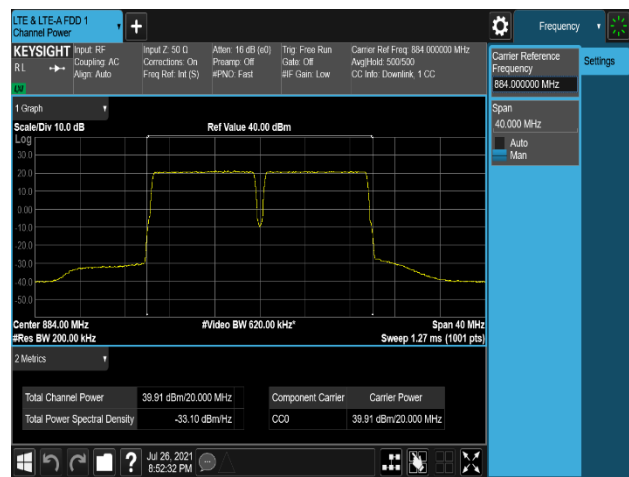
Plot 7-158. Conducted Average Output Power Plot (LTE_B5_10M+10M_2C_256QAM – High Channel, Port 0)



Plot 7-159. Conducted Average Output Power Plot (LTE_B5_10M+10M_2C_256QAM – High Channel, Port 1)



Plot 7-160. Conducted Average Output Power Plot (LTE_B5_10M+10M_2C_256QAM – High Channel, Port 2)

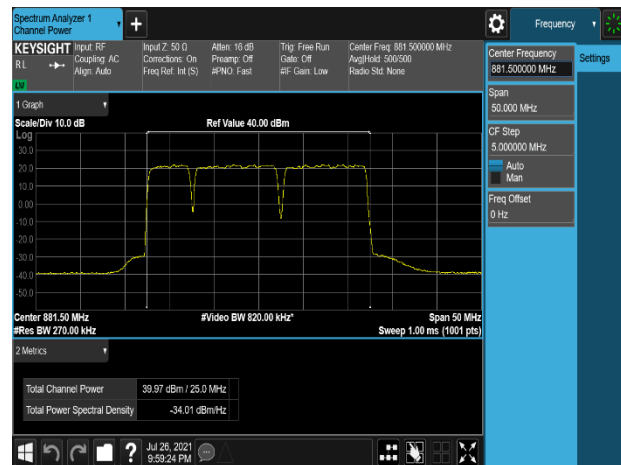
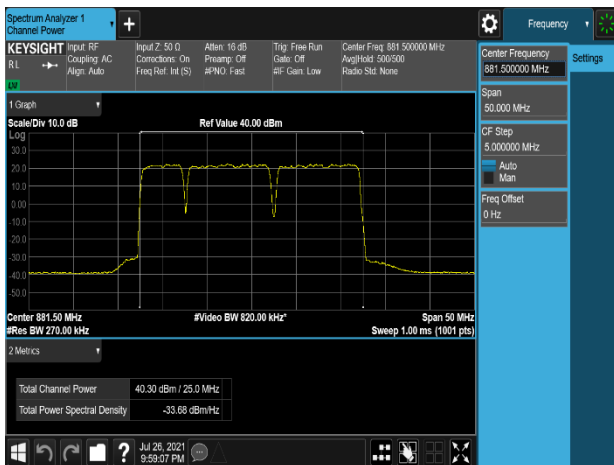
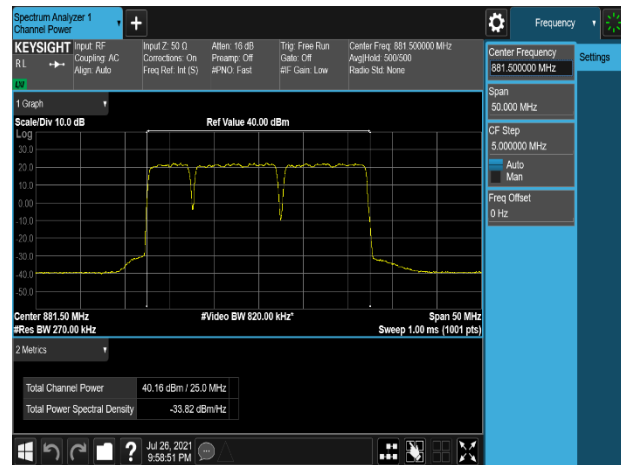
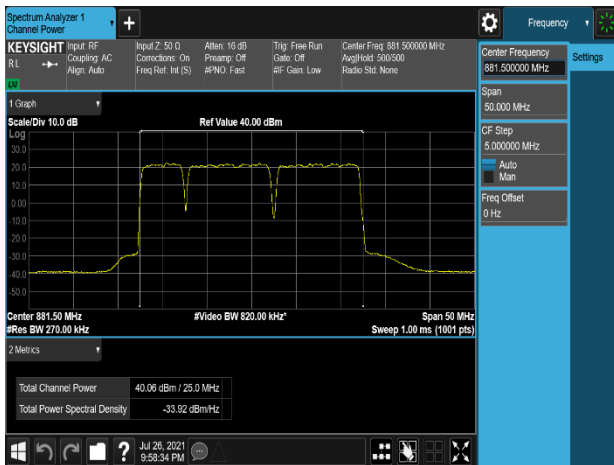


Plot 7-161. Conducted Average Output Power Plot (LTE_B5_10M+10M_2C_256QAM – High Channel, Port 3)

FCC ID: A3LRF4442D-13A		MEASUREMENT REPORT (CERTIFICATION)		Approved by: Technical Manager
Test Report S/N: 8K21070502R3.A3L	Test Dates: 07/09/2021 - 08/26/2021	EUT Type: RRU (RF4442d)		Page 57 of 225

Middle Channel	Port	QPSK	16QAM	64QAM	256QAM
Conducted Average Power (dBm)	0	40.03	40.06	40.07	40.01
	1	40.10	40.16	40.14	40.14
	2	40.32	40.30	40.33	40.22
	3	39.86	39.97	39.90	39.83
Total MIMO Conducted Power (mW)		40749.68	41160.75	41051.94	40486.41
Total MIMO Conducted Power (dBm)		46.10	46.14	46.13	46.07

Table 7-30. Conducted Average Output Power Table (LTE_B5_10M+10M_2C - Low Channel)



FCC ID: A3LRF4442D-13A		MEASUREMENT REPORT (CERTIFICATION)		Approved by: Technical Manager
Test Report S/N: 8K21070502R3.A3L	Test Dates: 07/09/2021 - 08/26/2021	EUT Type: RRU (RF4442d)		Page 58 of 225

Low Channel	Port	QPSK	16QAM	64QAM	256QAM
Conducted Average Power (dBm)	0	39.61	40.08	40.05	40.03
	1	39.43	40.05	39.98	39.95
	2	39.61	40.14	40.10	40.05
	3	39.64	40.13	40.11	40.08
Total MIMO Conducted Power (mW)		36256.77	40933.18	40559.30	40256.56
Total MIMO Conducted Power (dBm)		45.59	46.12	46.08	46.05



Table 7-31. Conducted Average Output Power Table (LTE_B13_5M_1C - Low Channel)

Middle Channel	Port	QPSK	16QAM	64QAM	256QAM
Conducted Average Power (dBm)	0	40.23	40.15	40.22	40.15
	1	40.12	40.11	40.15	40.10
	2	39.97	40.14	40.26	40.30
	3	39.75	40.13	40.16	40.18
Total MIMO Conducted Power (mW)		40195.80	41239.42	41863.28	41722.72
Total MIMO Conducted Power (dBm)		46.04	46.15	46.22	46.20

Table 7-32. Conducted Average Output Power Table (LTE_B13_5M_1C - Middle Channel)



High Channel	Port	QPSK	16QAM	64QAM	256QAM
Conducted Average Power (dBm)	0	40.19	40.22	40.16	40.13
	1	40.22	40.18	40.25	40.15
	2	40.31	40.29	40.30	40.18
	3	39.92	40.07	40.18	40.08
Total MIMO Conducted Power (mW)		41524.19	41795.83	42106.19	41264.37
Total MIMO Conducted Power (dBm)		46.18	46.21	46.24	46.16

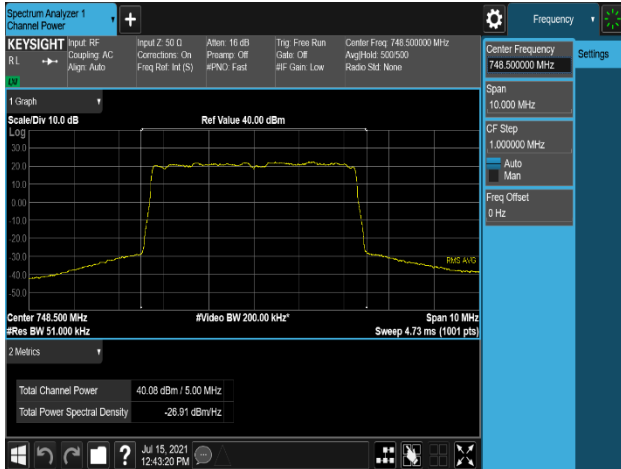
Table 7-33. Conducted Average Output Power Table (LTE_B13_5M_1C - High Channel)

FCC ID: A3LRF4442D-13A		MEASUREMENT REPORT (CERTIFICATION)		Approved by: Technical Manager
Test Report S/N: 8K21070502R3.A3L	Test Dates: 07/09/2021 - 08/26/2021	EUT Type: RRU (RF4442d)		Page 59 of 225

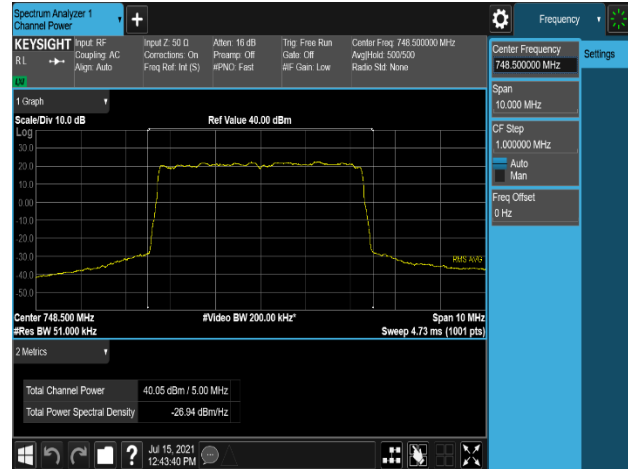
Middle Channel	Port	QPSK	16QAM	64QAM	256QAM
Conducted Average Power (dBm)	0	40.20	40.25	40.26	40.30
	1	40.02	40.20	40.20	40.27
	2	40.09	40.23	39.79	40.22
	3	40.18	40.14	40.19	40.18
Total MIMO Conducted Power (mW)		41150.01	41935.31	41063.40	42299.42
Total MIMO Conducted Power (dBm)		46.14	46.23	46.13	46.26

Table 7-34. Conducted Average Output Power Table (LTE_B13_10M_1C)

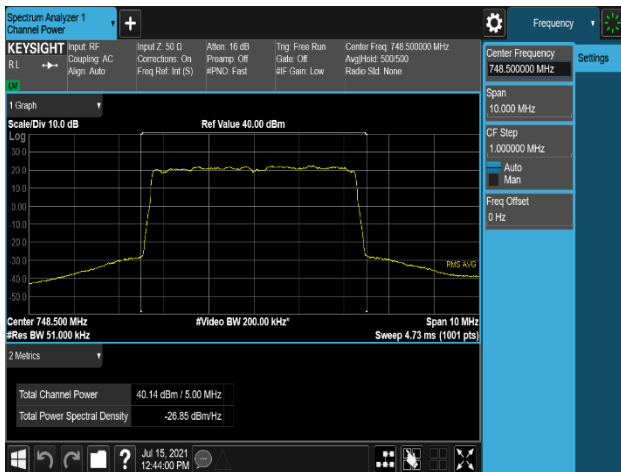
FCC ID: A3LRF4442D-13A		MEASUREMENT REPORT (CERTIFICATION)		Approved by: Technical Manager
Test Report S/N: 8K21070502R3.A3L	Test Dates: 07/09/2021 - 08/26/2021	EUT Type: RRU (RF4442d)	Page 60 of 225	



Plot 7-166. Conducted Average Output Power Plot (LTE_B13_5M_1C_16QAM - Low Channel, Port 0)



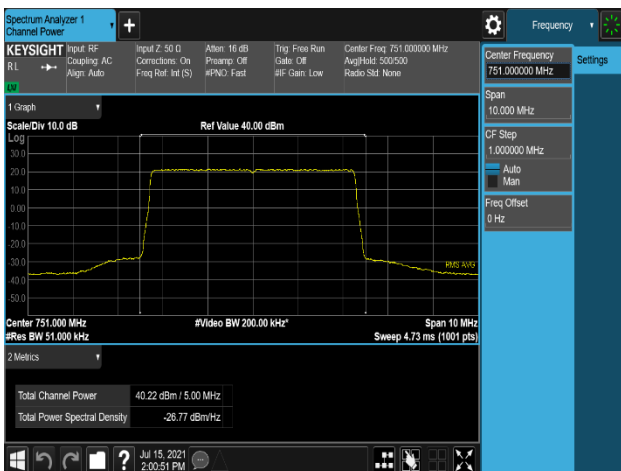
Plot 7-167. Conducted Average Output Power Plot (LTE_B13_5M_1C_16QAM - Low Channel, Port 1)



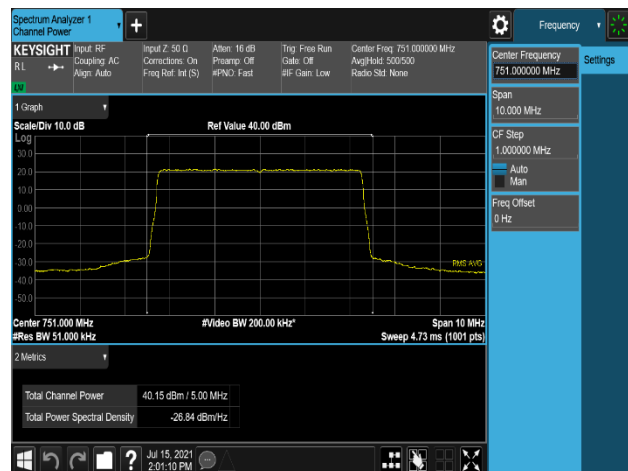
Plot 7-168. Conducted Average Output Power Plot (LTE_B13_5M_1C_16QAM - Low Channel, Port 2)



Plot 7-169. Conducted Average Output Power Plot (LTE_B13_5M_1C_16QAM - Low Channel, Port 3)

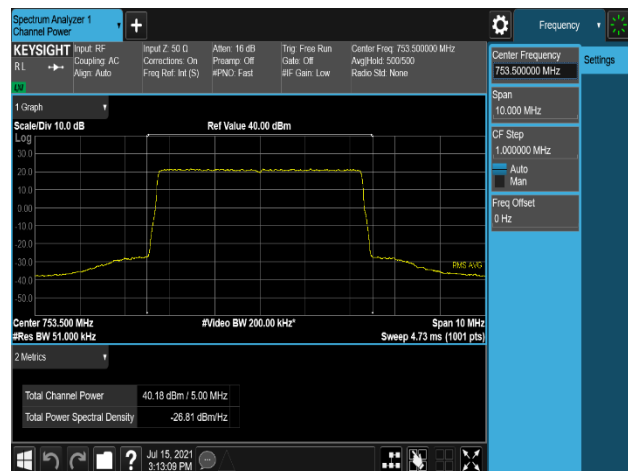
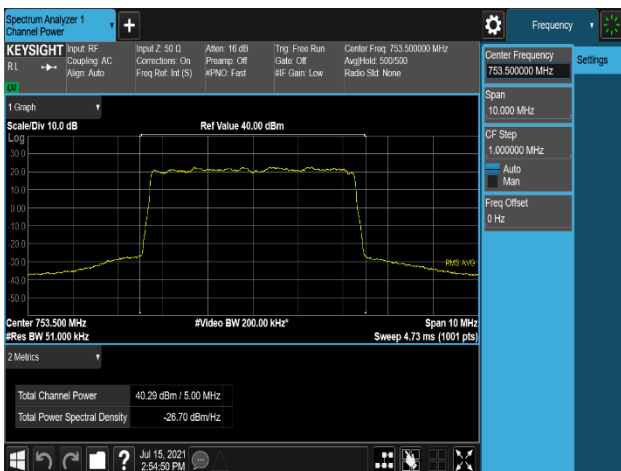
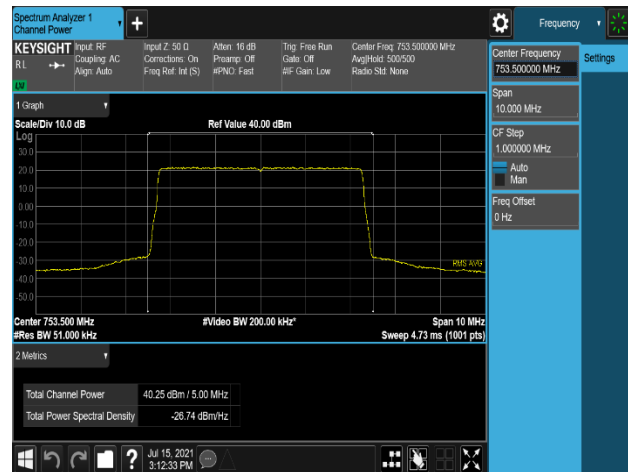
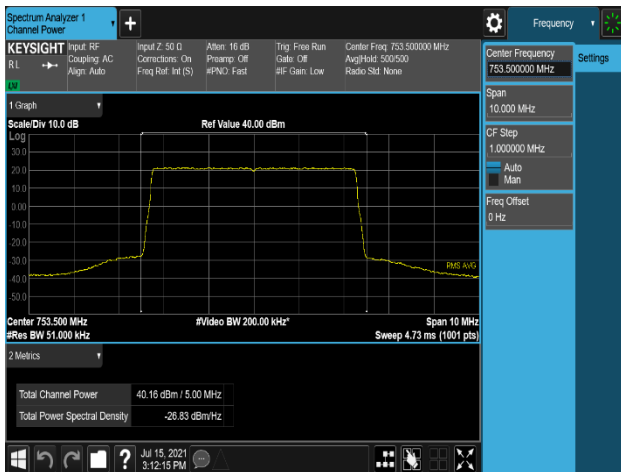
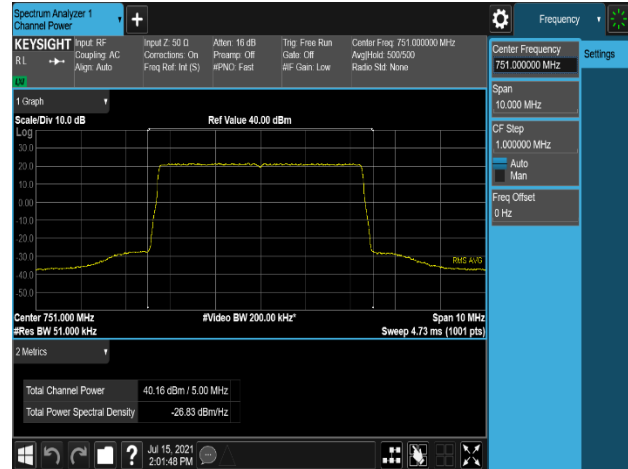
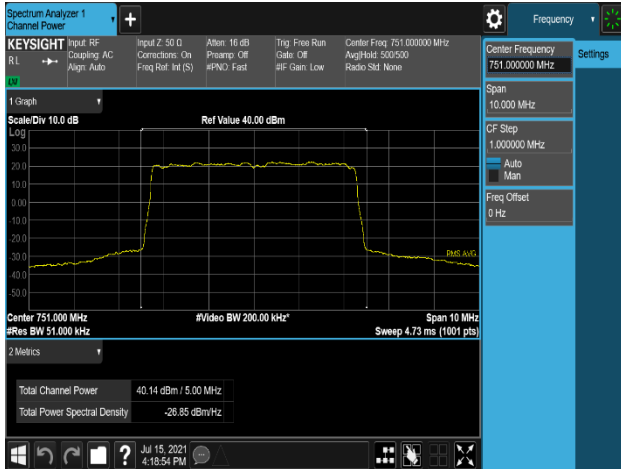


Plot 7-170. Conducted Average Output Power Plot (LTE_B13_5M_1C_64QAM - Mid Channel, Port 0)

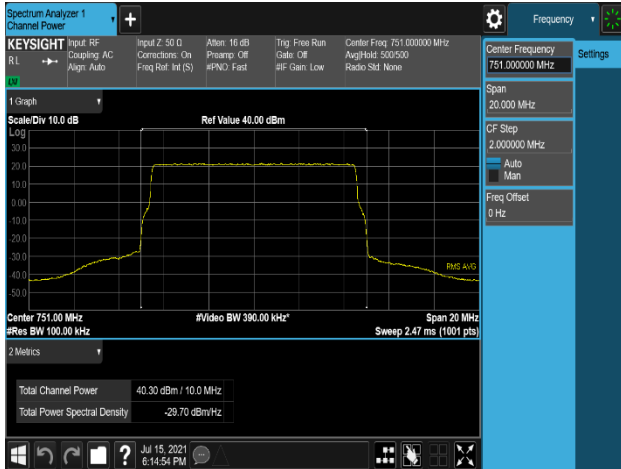


Plot 7-171. Conducted Average Output Power Plot (LTE_B13_5M_1C_64QAM - Mid Channel, Port 1)

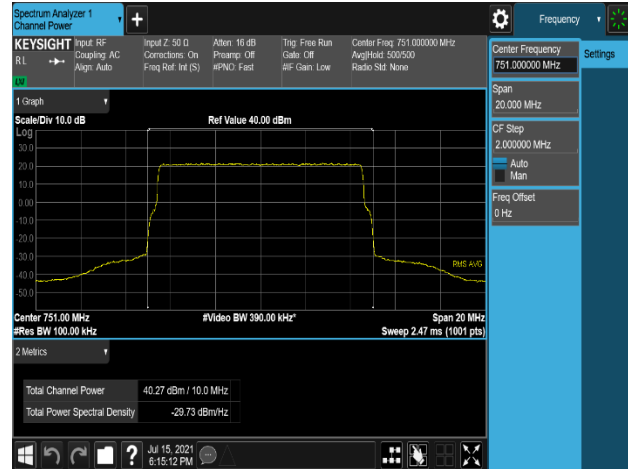
FCC ID: A3LRF4442D-13A		MEASUREMENT REPORT (CERTIFICATION)		Approved by: Technical Manager
Test Report S/N: 8K21070502R3.A3L	Test Dates: 07/09/2021 - 08/26/2021	EUT Type: RRU (RF4442d)		Page 61 of 225



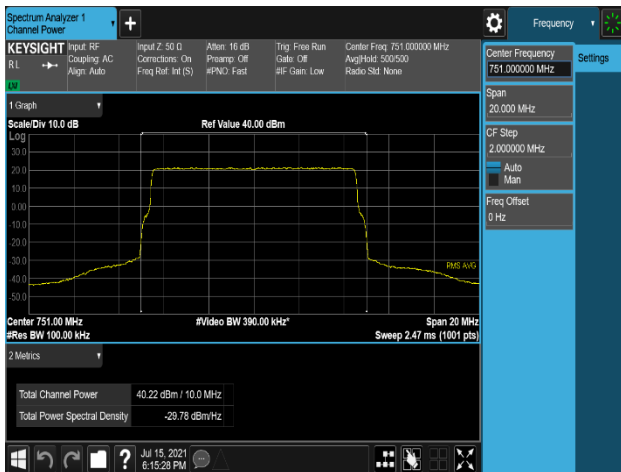
FCC ID: A3LRF4442D-13A		MEASUREMENT REPORT (CERTIFICATION)		Approved by: Technical Manager
Test Report S/N: 8K21070502R3.A3L	Test Dates: 07/09/2021 - 08/26/2021	EUT Type: RRU (RF4442d)		Page 62 of 225



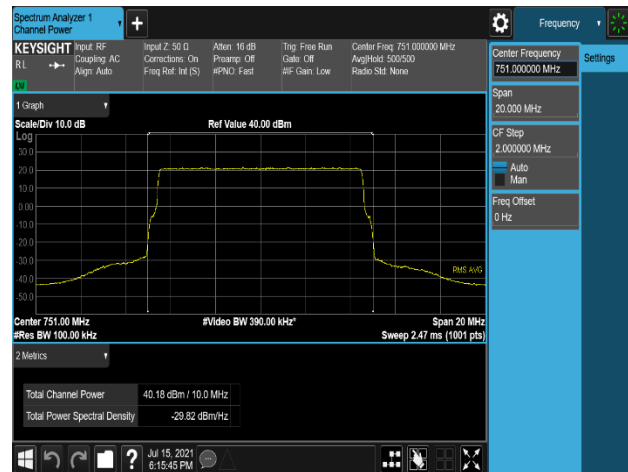
Plot 7-178. Conducted Average Output Power Plot (LTE_B13_10M_1C_256QAM - Low Channel, Port 0)





Plot 7-179. Conducted Average Output Power Plot (LTE_B13_10M_1C_256QAM - Low Channel, Port 1)



Plot 7-180. Conducted Average Output Power Plot (LTE_B13_10M_1C_256QAM - Low Channel, Port 2)

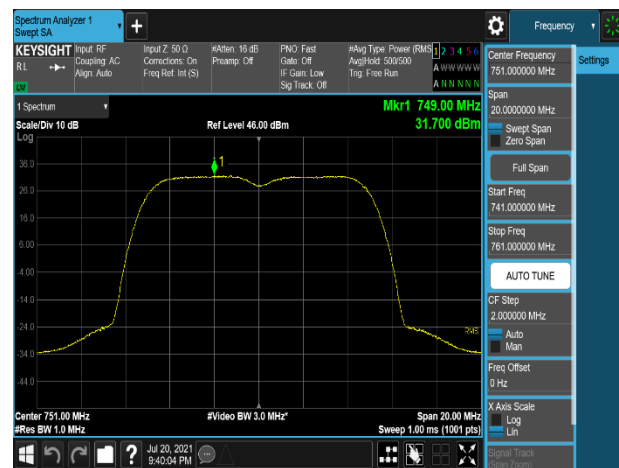
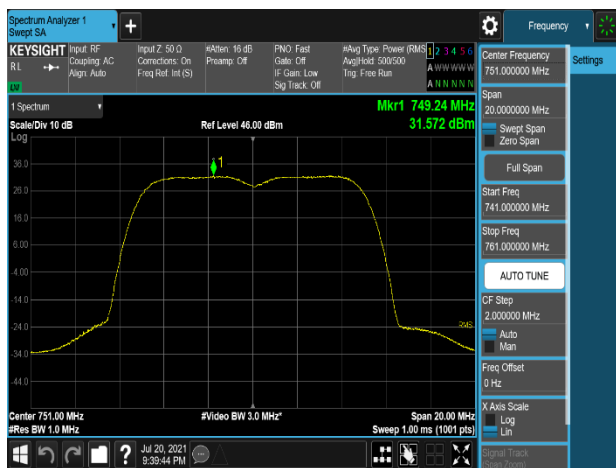
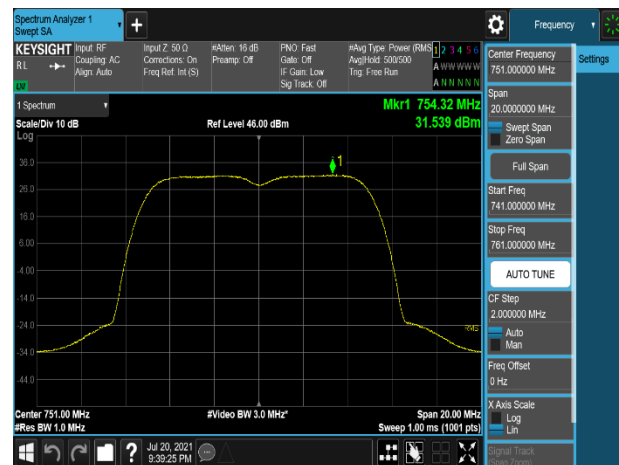
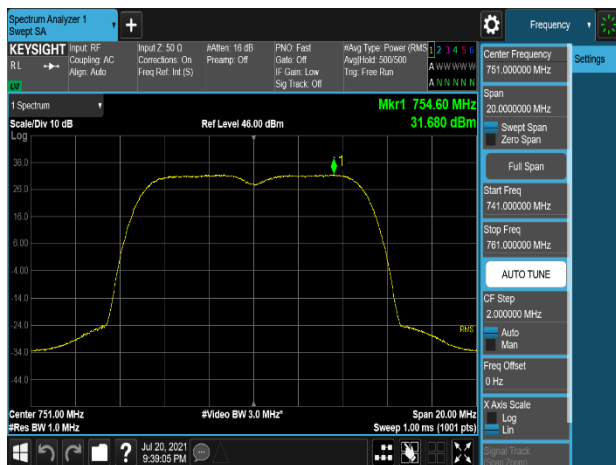



Plot 7-181. Conducted Average Output Power Plot (LTE_B13_10M_1C_2C_256QAM - Low Channel, Port 3)

FCC ID: A3LRF4442D-13A		MEASUREMENT REPORT (CERTIFICATION)		Approved by: Technical Manager
Test Report S/N: 8K21070502R3.A3L	Test Dates: 07/09/2021 - 08/26/2021	EUT Type: RRU (RF4442d)		Page 63 of 225

Middle Channel	Port	QPSK	16QAM	64QAM	256QAM
Conducted Average Power (dBm)	0	40.20	40.17	40.21	40.14
	1	39.98	40.14	40.02	40.10
	2	40.64	40.56	40.32	40.54
	3	39.87	39.94	39.92	39.93
Total MIMO Conducted Power (mW)		41718.21	41965.88	41123.71	41724.66
Total MIMO Conducted Power (dBm)		46.20	46.23	46.14	46.20

Table 7-35. Conducted Average Output Power Table (LTE_B13_5M+5M_2C)



FCC ID: A3LRF4442D-13A		MEASUREMENT REPORT (CERTIFICATION)		Approved by: Technical Manager
Test Report S/N: 8K21070502R3.A3L	Test Dates: 07/09/2021 - 08/26/2021	EUT Type: RRU (RF4442d)		Page 64 of 225

Low Channel	Port	Level (dBm)
Conducted Average Power (dBm)	0	39.94
	1	39.86
	2	39.91
	3	39.83
Total MIMO Conducted Power (mW)		38956.60
Total MIMO Conducted Power (dBm)		45.91

Table 7-36. Conducted Average Output Power Table (LTE_B13_5M+NB-lot(IB)_1C- Low Channel)

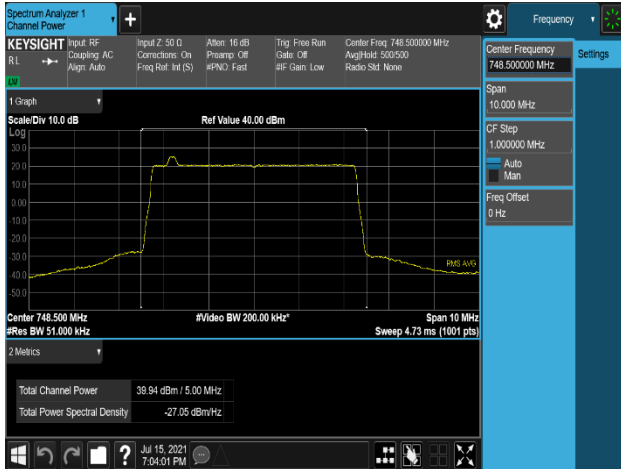
Mid Channel	Port	Level (dBm)
Conducted Average Power (dBm)	0	39.93
	1	39.68
	2	39.75
	3	39.80
Total MIMO Conducted Power (mW)		38120.31
Total MIMO Conducted Power (dBm)		45.81

Table 7-37. Conducted Average Output Power Table (LTE_B13_5M+NB-lot(IB)_1C- Mid Channel)

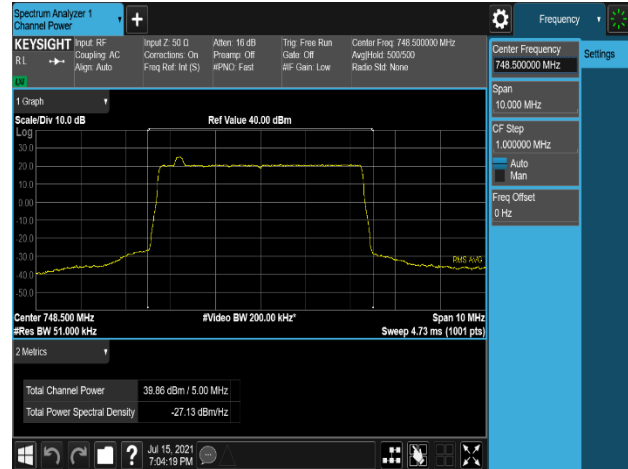
High Channel	Port	Level (dBm)
Conducted Average Power (dBm)	0	40.08
	1	40.04
	2	40.19
	3	39.96
Total MIMO Conducted Power (mW)		40633.96
Total MIMO Conducted Power (dBm)		46.09

Table 7-38. Conducted Average Output Power Table (LTE_B13_5M+NB-lot(IB)_1C- High Channel)

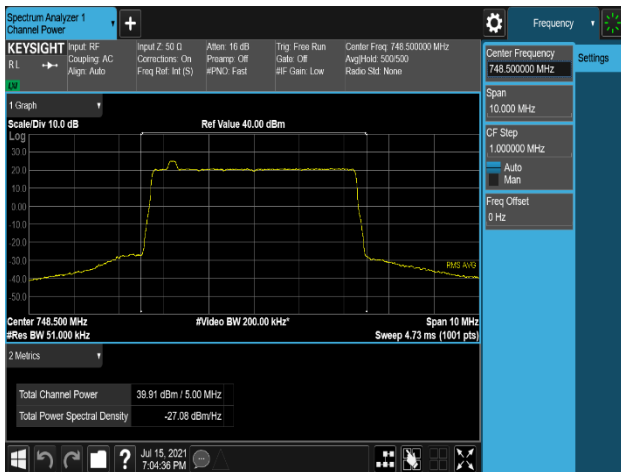
FCC ID: A3LRF4442D-13A		MEASUREMENT REPORT (CERTIFICATION)		Approved by: Technical Manager
Test Report S/N: 8K21070502R3.A3L	Test Dates: 07/09/2021 - 08/26/2021	EUT Type: RRU (RF4442d)	Page 65 of 225	



Plot 7-186. Conducted Average Output Power Plot (LTE_B13_5M+NB-lot(IB)_1C_QPSK - Low Channel, Port 0)



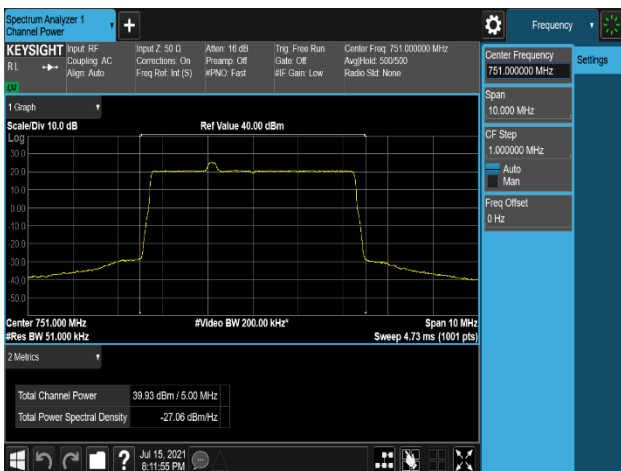
Plot 7-187. Conducted Average Output Power Plot (LTE_B13_5M+NB-lot(IB)_1C_QPSK - Low Channel, Port 1)



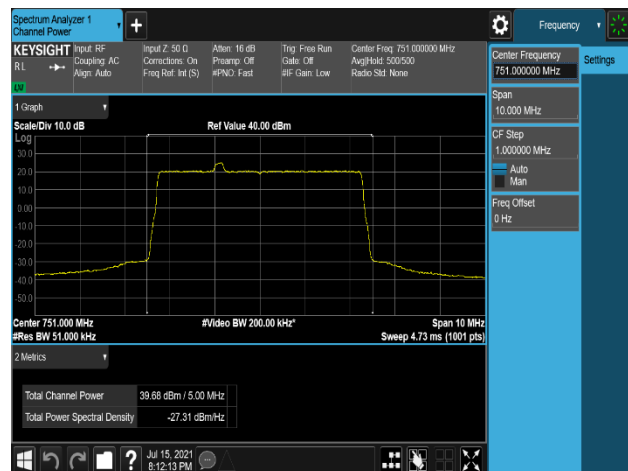
Plot 7-188. Conducted Average Output Power Plot (LTE_B13_5M+NB-lot(IB)_1C_QPSK - Low Channel, Port 2)





Plot 7-189. Conducted Average Output Power Plot (LTE_B13_5M+NB-lot(IB)_1C_QPSK - Low Channel, Port 3)

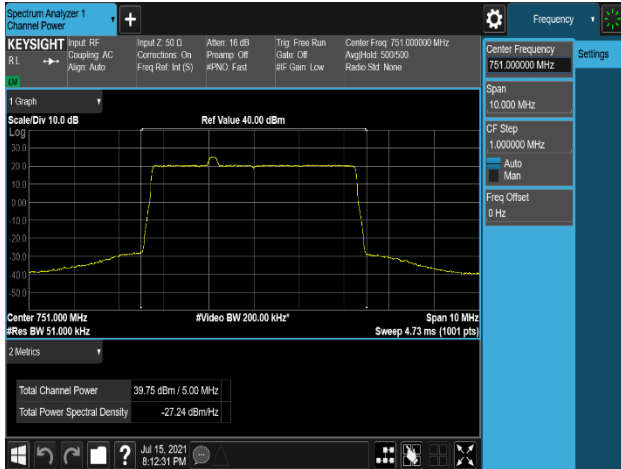


Plot 7-190. Conducted Average Output Power Plot (LTE_B13_5M+NB-lot(IB)_1C_QPSK - Mid Channel, Port 0)



Plot 7-191. Conducted Average Output Power Plot (LTE_B13_5M+NB-lot(IB)_1C_QPSK - Mid Channel, Port 1)

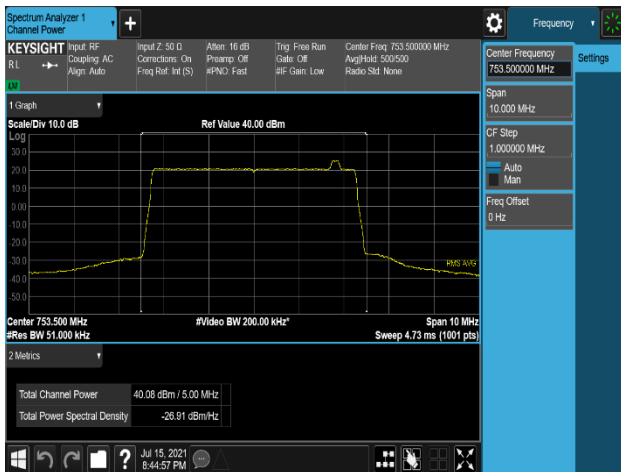
FCC ID: A3LRF4442D-13A		MEASUREMENT REPORT (CERTIFICATION)		Approved by: Technical Manager
Test Report S/N: 8K21070502R3.A3L	Test Dates: 07/09/2021 - 08/26/2021	EUT Type: RRU (RF4442d)	Page 66 of 225	



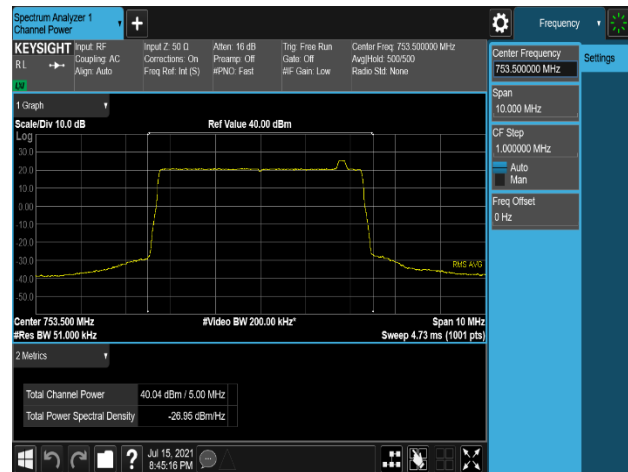
Plot 7-192. Conducted Average Output Power Plot (LTE_B13_5M+NB-IoT(IB)_1C_QPSK - Mid Channel, Port 2)



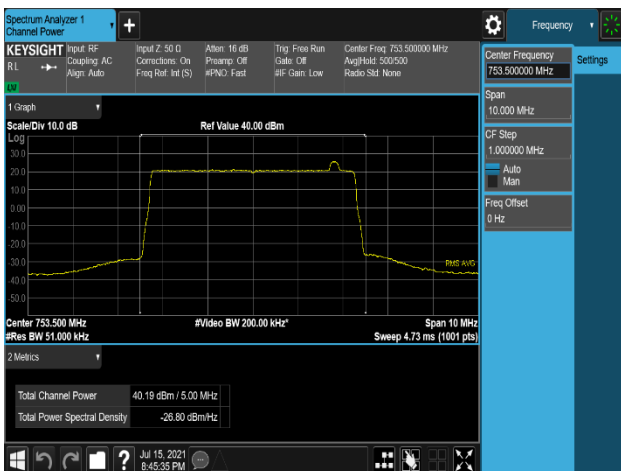
Plot 7-193. Conducted Average Output Power Plot (LTE_B13_5M+NB-IoT(IB)_1C_QPSK - Mid Channel, Port 3)



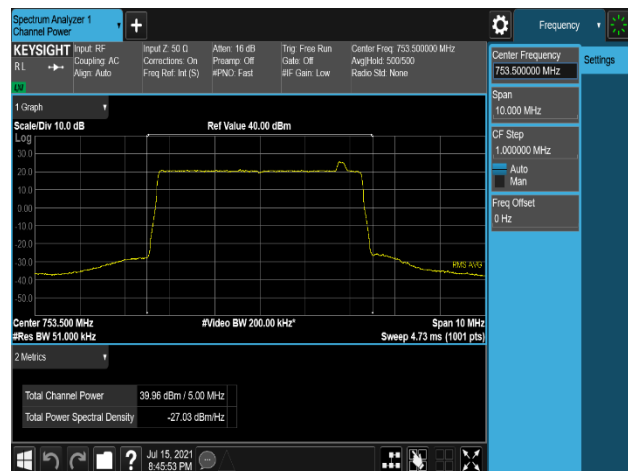
Plot 7-194. Conducted Average Output Power Plot (LTE_B13_5M+NB-IoT(IB)_1C_QPSK - High Channel, Port 0)



Plot 7-195. Conducted Average Output Power Plot (LTE_B13_5M+NB-IoT(IB)_1C_QPSK - High Channel, Port 1)



Plot 7-196. Conducted Average Output Power Plot (LTE_B13_5M+NB-IoT(IB)_1C_QPSK - High Channel, Port 2)



Plot 7-197. Conducted Average Output Power Plot (LTE_B13_5M+NB-IoT(IB)_1C_QPSK - High Channel, Port 3)

FCC ID: A3LRF4442D-13A		MEASUREMENT REPORT (CERTIFICATION)		Approved by: Technical Manager
Test Report S/N: 8K21070502R3.A3L	Test Dates: 07/09/2021 - 08/26/2021	EUT Type: RRU (RF4442d)		Page 67 of 225

Middle Channel	Port	Level (dBm)
Conducted Average Power (dBm)	0	39.87
	1	39.85
	2	39.91
	3	39.69
Total MIMO Conducted Power (mW)		38471.59
Total MIMO Conducted Power (dBm)		45.85



Table 7-39. Conducted Average Output Power Table (LTE_B13_10M+Low_NB-lot(IB)+High_NB-lot(IB)_1C)

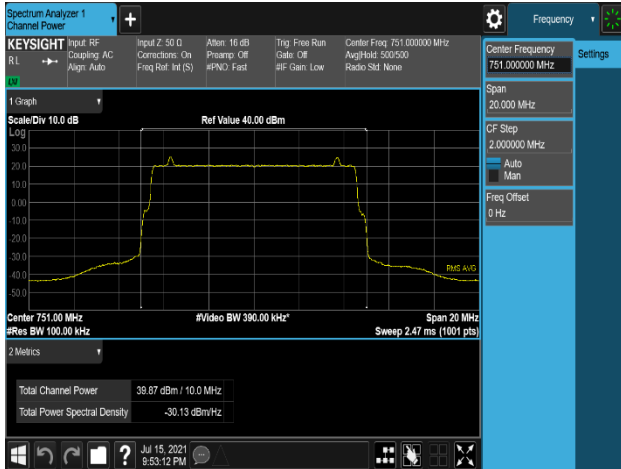
Middle Channel	Port	Level (dBm)
Conducted Average Power (dBm)	0	39.95
	1	39.42
	2	39.52
	3	39.41
Total MIMO Conducted Power (mW)		36318.73
Total MIMO Conducted Power (dBm)		45.60

Table 7-40. Conducted Average Output Power Table (LTE_B13_10M+Low_NB-lot(IB)+Low_NB-lot(IB)_1C)

Middle Channel	Port	Level (dBm)
Conducted Average Power (dBm)	0	39.52
	1	38.96
	2	39.54
	3	39.22
Total MIMO Conducted Power (mW)		34175.11
Total MIMO Conducted Power (dBm)		45.34

Table 7-41. Conducted Average Output Power Table (LTE_B13_10M+High_NB-lot(IB)+High_NB-lot(IB)_1C)

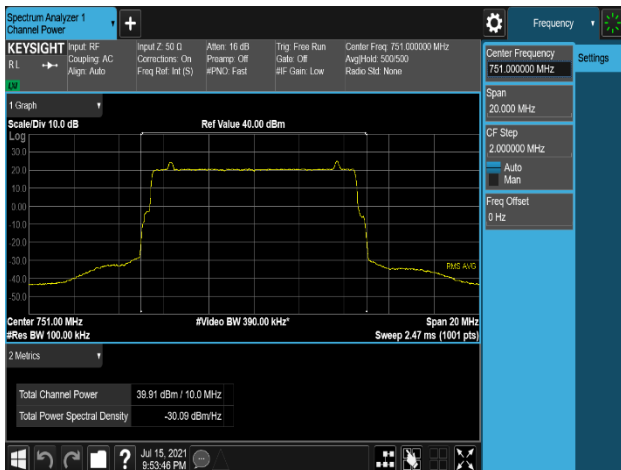
FCC ID: A3LRF4442D-13A		MEASUREMENT REPORT (CERTIFICATION)		Approved by: Technical Manager
Test Report S/N: 8K21070502R3.A3L	Test Dates: 07/09/2021 - 08/26/2021	EUT Type: RRU (RF4442d)	Page 68 of 225	



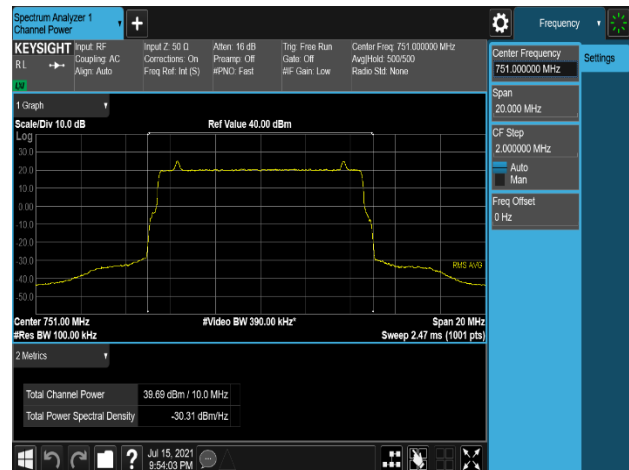
Plot 7-198. Conducted Average Output Power Plot (LTE_B13_10M+Low_NB-lot(IB)+High_NB-lot(IB)_1C - Port 0)



Plot 7-199. Conducted Average Output Power Plot (LTE_B13_10M+Low_NB-lot(IB)+High_NB-lot(IB)_1C - Port 1)



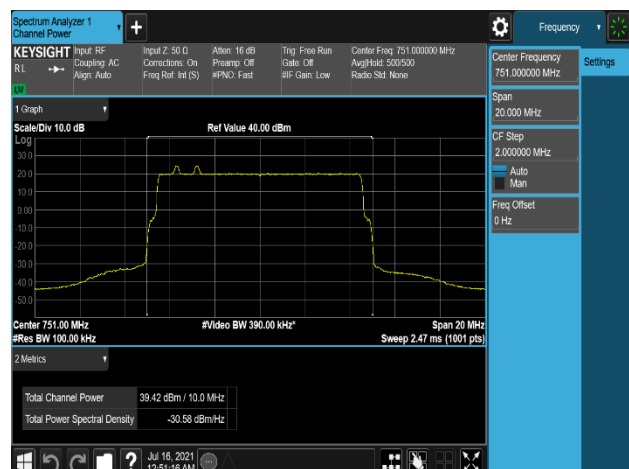
Plot 7-200. Conducted Average Output Power Plot (LTE_B13_10M+Low_NB-lot(IB)+High_NB-lot(IB)_1C - Port 2)



Plot 7-201. Conducted Average Output Power Plot (LTE_B13_10M+Low_NB-lot(IB)+High_NB-lot(IB)_1C - Port 3)



Plot 7-202. Conducted Average Output Power Plot (LTE_B13_10M+Low_NB-lot(IB)+Low_NB-lot(IB)_1C - Port 0)



Plot 7-203. Conducted Average Output Power Plot (LTE_B13_10M+Low_NB-lot(IB)+Low_NB-lot(IB)_1C - Port 1)

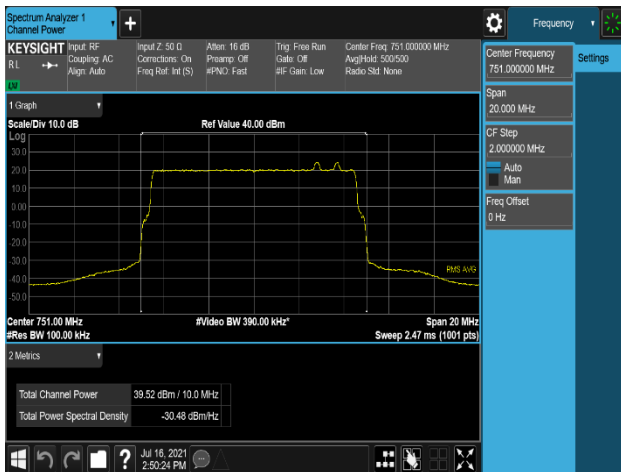
FCC ID: A3LRF4442D-13A		MEASUREMENT REPORT (CERTIFICATION)		Approved by: Technical Manager
Test Report S/N: 8K21070502R3.A3L	Test Dates: 07/09/2021 - 08/26/2021	EUT Type: RRU (RF4442d)		Page 69 of 225



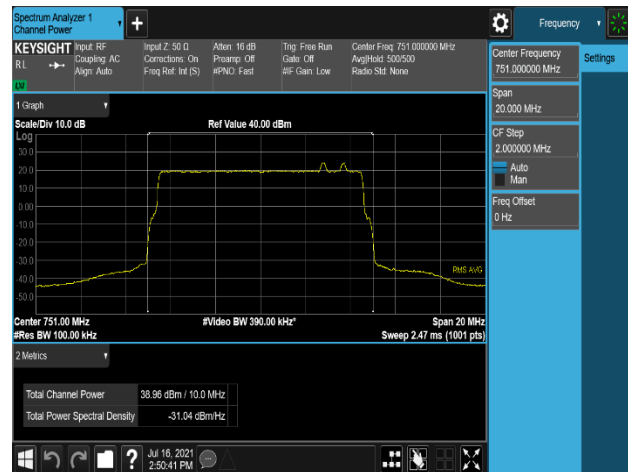
Plot 7-204. Conducted Average Output Power Plot (LTE_B13_10M+Low_NB-lot(IB)+Low_NB-lot(IB)_1C - Port 2)



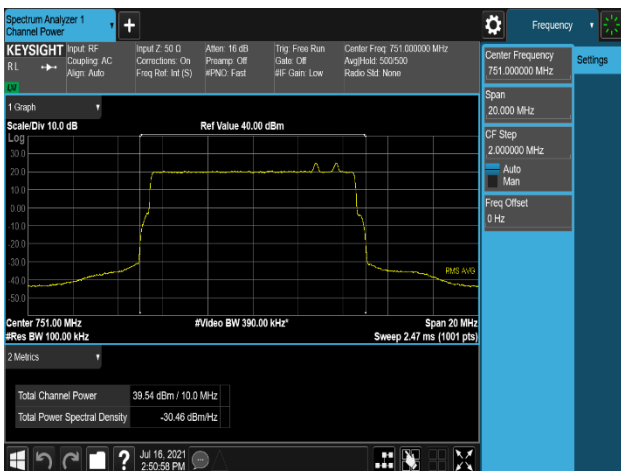
Plot 7-205. Conducted Average Output Power Plot (LTE_B13_10M+Low_NB-lot(IB)+Low_NB-lot(IB)_1C - Port 3)



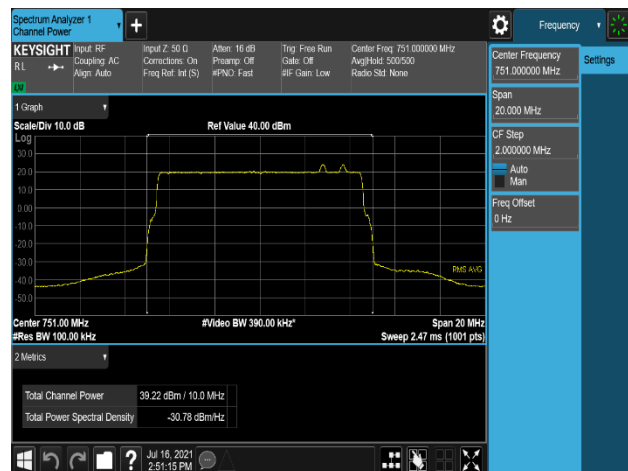
Plot 7-206. Conducted Average Output Power Plot (LTE_B13_10M+High_NB-lot(IB)+High_NB-lot(IB)_1C - Port 0)



Plot 7-207. Conducted Average Output Power Plot (LTE_B13_10M+High_NB-lot(IB)+High_NB-lot(IB)_1C - Port 1)



Plot 7-208. Conducted Average Output Power Plot (LTE_B13_10M+High_NB-lot(IB)+High_NB-lot(IB)_1C - Port 2)



Plot 7-209. Conducted Average Output Power Plot (LTE_B13_10M+High_NB-lot(IB)+High_NB-lot(IB)_1C - Port 3)

FCC ID: A3LRF4442D-13A		MEASUREMENT REPORT (CERTIFICATION)		Approved by: Technical Manager
Test Report S/N: 8K21070502R3.A3L	Test Dates: 07/09/2021 - 08/26/2021	EUT Type: RRU (RF4442d)		Page 70 of 225

Middle Channel	Port	Level (dBm)
Conducted Average Power (dBm)	0	39.79
	1	39.95
	2	40.05
	3	39.83
Total MIMO Conducted Power (mW)		39145.41
Total MIMO Conducted Power (dBm)		45.93

**Table 7-42. Conducted Average Output Power Table
(LTE_B13_10M+Low_NB-lot(GB)+High_NB-lot(GB)_3C)**

Middle Channel	Port	Level (dBm)
Conducted Average Power (dBm)	0	39.81
	1	39.79
	2	39.90
	3	39.74
Total MIMO Conducted Power (mW)		38291.17
Total MIMO Conducted Power (dBm)		45.83

**Table 7-43. Conducted Average Output Power Table
(LTE_B13_10M+Low_NB-lot(GB)+High_NB-lot(IB)_2C)**

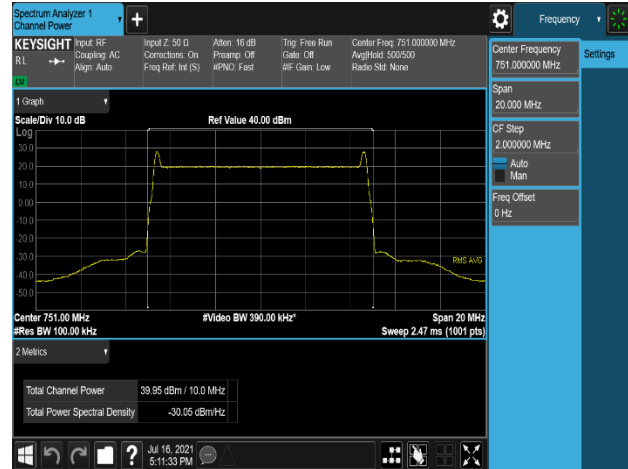
Middle Channel	Port	Level (dBm)
Conducted Average Power (dBm)	0	39.87
	1	39.88
	2	40.06
	3	39.92
Total MIMO Conducted Power (mW)		39389.17
Total MIMO Conducted Power (dBm)		45.95

**Table 7-44. Conducted Average Output Power Table
(LTE_B13_10M+High_NB-lot(GB)+Low_NB-lot(IB)_2C)**

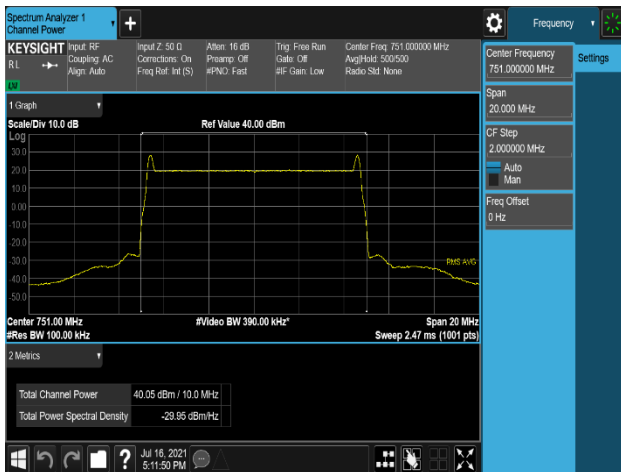
FCC ID: A3LRF4442D-13A		MEASUREMENT REPORT (CERTIFICATION)		Approved by: Technical Manager
Test Report S/N: 8K21070502R3.A3L	Test Dates: 07/09/2021 - 08/26/2021	EUT Type: RRU (RF4442d)	Page 71 of 225	



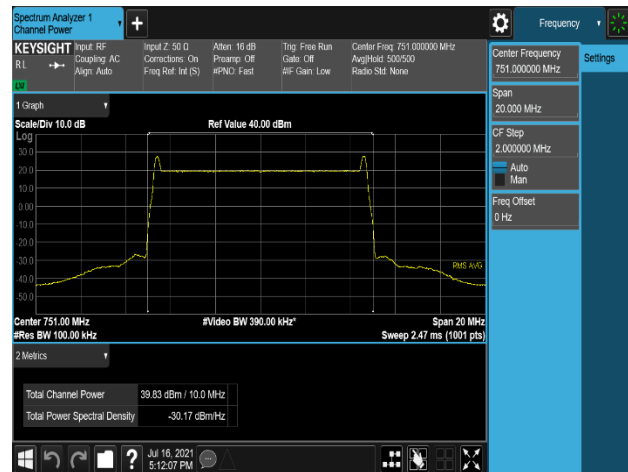
Plot 7-210. Conducted Average Output Power Plot
(LTE_B13_10M+Low_NB-lot(GB)+High_NB-lot(GB)_3C - Port 0)



Plot 7-211. Conducted Average Output Power Plot
(LTE_B13_10M+Low_NB-lot(GB)+High_NB-lot(GB)_3C - Port 1)



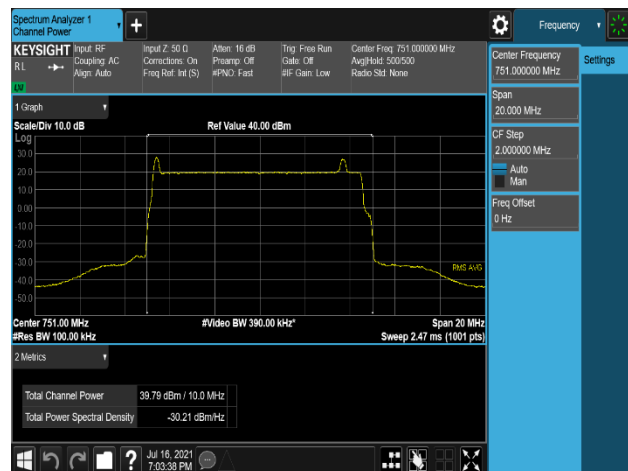
Plot 7-212. Conducted Average Output Power Plot
(LTE_B13_10M+Low_NB-lot(GB)+High_NB-lot(GB)_3C - Port 2)



Plot 7-213. Conducted Average Output Power Plot
(LTE_B13_10M+Low_NB-lot(GB)+High_NB-lot(GB)_3C - Port 3)

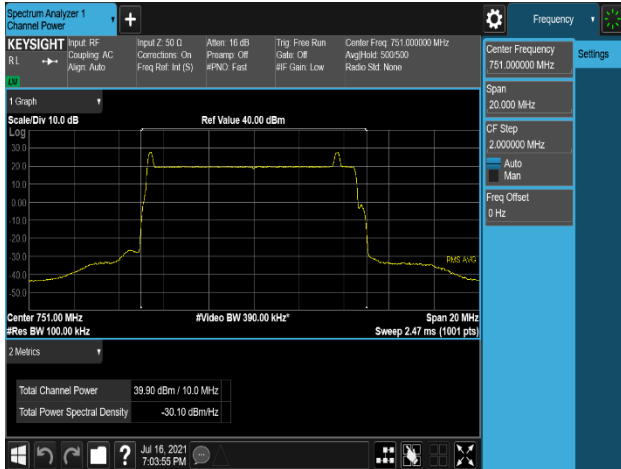


Plot 7-214. Conducted Average Output Power Plot
(LTE_B13_10M+Low_NB-lot(GB)+High_NB-lot(IB)_2C - Port 0)

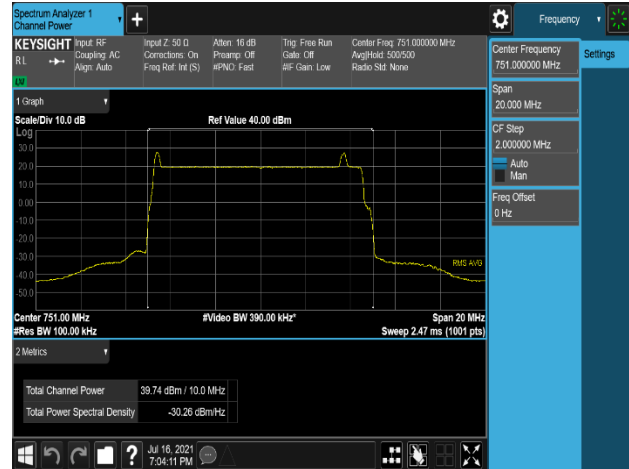


Plot 7-215. Conducted Average Output Power Plot
(LTE_B13_10M+Low_NB-lot(GB)+High_NB-lot(IB)_2C - Port 1)

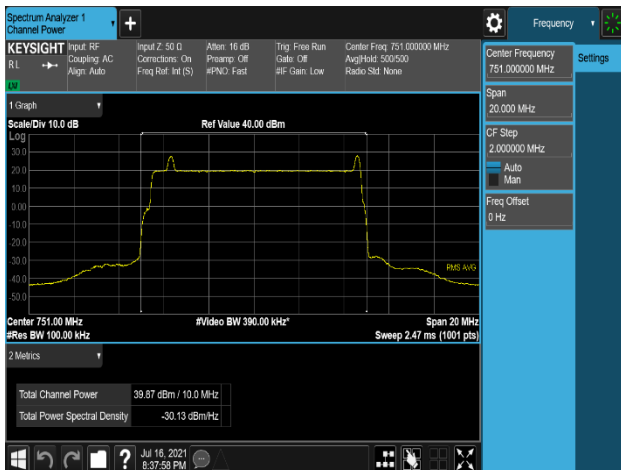
FCC ID: A3LRF4442D-13A		MEASUREMENT REPORT (CERTIFICATION)		Approved by: Technical Manager
Test Report S/N: 8K21070502R3.A3L	Test Dates: 07/09/2021 - 08/26/2021	EUT Type: RRU (RF4442d)		Page 72 of 225



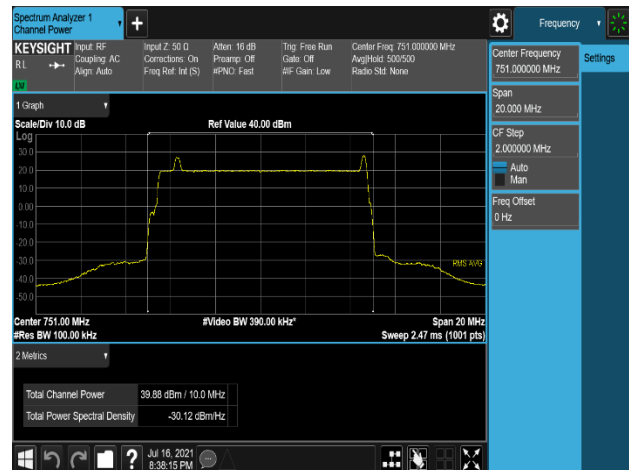
Plot 7-216. Conducted Average Output Power Plot (LTE_B13_10M+Low_NB-lot(GB)+High_NB-lot(IB)_2C - Port 2)



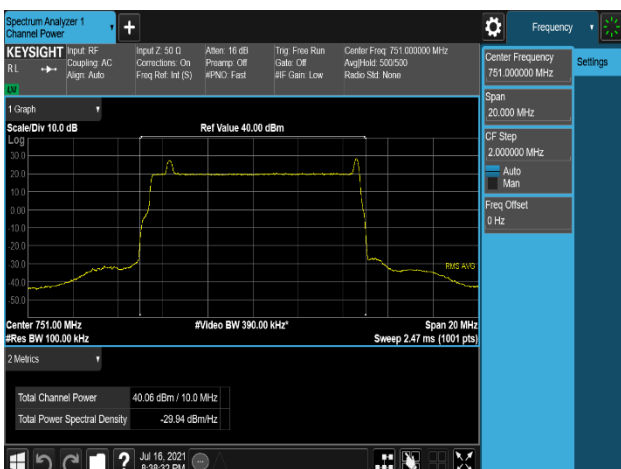
Plot 7-217. Conducted Average Output Power Plot (LTE_B13_10M+Low_NB-lot(GB)+High_NB-lot(IB)_2C - Port 3)



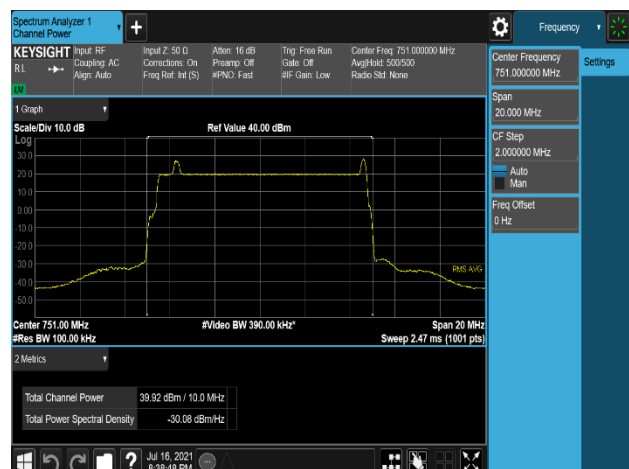
Plot 7-218. Conducted Average Output Power Plot (LTE_B13_10M+High_NB-lot(GB)+Low_NB-lot(IB)_2C - Port 0)



Plot 7-219. Conducted Average Output Power Plot (LTE_B13_10M+High_NB-lot(GB)+Low_NB-lot(IB)_2C - Port 1)



Plot 7-220. Conducted Average Output Power Plot (LTE_B13_10M+High_NB-lot(GB)+Low_NB-lot(IB)_2C - Port 2)





Plot 7-221. Conducted Average Output Power Plot (LTE_B13_10M+High_NB-lot(GB)+Low_NB-lot(IB)_2C - Port 3)

FCC ID: A3LRF4442D-13A		MEASUREMENT REPORT (CERTIFICATION)		Approved by: Technical Manager
Test Report S/N: 8K21070502R3.A3L	Test Dates: 07/09/2021 - 08/26/2021	EUT Type: RRU (RF4442d)		Page 73 of 225



DSS Ratio	Channel	Port	QPSK	16QAM	64QAM	256QAM
LTE 9 : NR 1	Low	0	40.26	40.31	40.27	40.31
		1	40.07	40.16	40.16	40.19
		2	39.76	39.83	39.81	39.85
		3	39.96	40.02	39.97	39.98
		Total MIMO Conducted Power (mW)	40150.13	40777.46	40519.82	40801.66
		Total MIMO Conducted Power(dBm)	46.04	46.10	46.08	46.11
	Mid	0	40.11	40.01	40.06	40.04
		1	40.09	40.05	40.01	40.01
		2	40.12	40.07	40.03	40.06
		3	40.15	40.18	40.17	40.13
		Total MIMO Conducted Power (mW)	41097.50	40724.51	40630.68	40558.56
		Total MIMO Conducted Power(dBm)	46.14	46.10	46.09	46.08
	High	0	39.97	39.99	40.03	39.99
		1	40.06	40.14	40.05	40.06
		2	40.07	40.12	40.13	40.17
		3	40.02	40.04	39.90	40.00
		Total MIMO Conducted Power (mW)	40278.92	40677.31	40261.34	40515.32
		Total MIMO Conducted Power(dBm)	46.05	46.09	46.05	46.08

Table 7-45. Conducted Average Output Power Table (DSS_B5_10M_9:1_1C)

FCC ID: A3LRF4442D-13A		MEASUREMENT REPORT (CERTIFICATION)		Approved by: Technical Manager
Test Report S/N: 8K21070502R3.A3L	Test Dates: 07/09/2021 - 08/26/2021	EUT Type: RRU (RF4442d)		Page 74 of 225



DSS Ratio	Channel	Port	QPSK	16QAM	64QAM	256QAM
LTE 8 : NR 2	Low	0	40.18	40.27	40.20	40.20
		1	40.03	40.14	40.02	40.08
		2	39.73	39.83	39.75	39.73
		3	39.88	39.99	39.90	39.97
		Total MIMO Conducted Power (mW)	39617.20	40562.17	39730.42	39985.59
		Total MIMO Conducted Power(dBm)	45.98	46.08	45.99	46.02
	Mid	0	40.01	40.09	39.99	40.03
		1	39.98	40.09	39.97	40.00
		2	40.06	40.09	40.01	39.96
		3	40.07	40.14	40.05	40.05
		Total MIMO Conducted Power (mW)	40278.71	40955.80	40047.01	40093.43
		Total MIMO Conducted Power(dBm)	46.05	46.12	46.03	46.03
	High	0	40.03	39.99	39.95	39.99
		1	40.06	40.06	40.00	40.03
		2	40.14	40.14	40.01	40.00
		3	40.03	40.01	39.99	39.94
		Total MIMO Conducted Power (mW)	40605.36	40466.78	39885.58	39909.11
		Total MIMO Conducted Power(dBm)	46.09	46.07	46.01	46.01

Table 7-46. Conducted Average Output Power Table (DSS_B5_10M_8:2_1C)

FCC ID: A3LRF4442D-13A		MEASUREMENT REPORT (CERTIFICATION)			Approved by: Technical Manager
Test Report S/N: 8K21070502R3.A3L	Test Dates: 07/09/2021 - 08/26/2021	EUT Type: RRU (RF4442d)		Page 75 of 225	



DSS Ratio	Channel	Port	QPSK	16QAM	64QAM	256QAM
LTE 7 : NR 3	Low	0	40.18	40.25	40.22	40.18
		1	40.11	40.11	40.06	40.01
		2	39.70	39.72	39.79	39.68
		3	39.89	39.96	39.89	39.87
		Total MIMO Conducted Power (mW)	39762.13	40133.00	39936.59	39440.99
		Total MIMO Conducted Power(dBm)	45.99	46.04	46.01	45.96
	Mid	0	40.01	40.09	40.04	39.99
		1	40.04	40.08	40.00	39.93
		2	39.97	40.04	39.95	39.96
		3	40.06	40.11	40.04	39.99
		Total MIMO Conducted Power (mW)	40185.86	40744.36	40070.59	39702.43
		Total MIMO Conducted Power(dBm)	46.04	46.10	46.03	45.99
	High	0	39.98	40.01	39.91	40.01
		1	39.92	40.02	40.02	40.02
		2	40.07	40.04	39.95	39.98
		3	39.91	40.01	39.93	39.96
		Total MIMO Conducted Power (mW)	39728.92	40184.79	39566.70	39931.58
		Total MIMO Conducted Power(dBm)	45.99	46.04	45.97	46.01

Table 7-47. Conducted Average Output Power Table (DSS_B5_10M_7:3_1C)

FCC ID: A3LRF4442D-13A		MEASUREMENT REPORT (CERTIFICATION)			Approved by: Technical Manager
Test Report S/N: 8K21070502R3.A3L	Test Dates: 07/09/2021 - 08/26/2021	EUT Type: RRU (RF4442d)		Page 76 of 225	



DSS Ratio	Channel	Port	QPSK	16QAM	64QAM	256QAM
LTE 6 : NR 4	Low	0	40.13	40.22	40.06	40.01
		1	39.97	40.04	39.98	40.00
		2	39.71	39.71	39.72	39.73
		3	39.85	39.99	39.82	39.91
		Total MIMO Conducted Power (mW)	39249.59	39943.20	39062.79	39215.19
		Total MIMO Conducted Power(dBm)	45.94	46.01	45.92	45.93
	Mid	0	40.01	40.04	39.98	40.00
		1	39.95	40.09	39.94	40.06
		2	39.97	40.06	39.94	40.00
		3	40.05	40.15	40.06	40.03
		Total MIMO Conducted Power (mW)	39955.54	40792.46	39818.76	40208.43
		Total MIMO Conducted Power(dBm)	46.02	46.11	46.00	46.04
	High	0	39.91	39.95	39.86	39.92
		1	39.97	40.10	39.92	39.99
		2	39.97	40.03	39.97	39.96
		3	39.92	40.02	39.94	39.93
		Total MIMO Conducted Power (mW)	39474.70	40233.94	39294.21	39542.91
		Total MIMO Conducted Power(dBm)	45.96	46.05	45.94	45.97

Table 7-48. Conducted Average Output Power Table (DSS_B5_10M_6:4_1C)

FCC ID: A3LRF4442D-13A		MEASUREMENT REPORT (CERTIFICATION)		Approved by: Technical Manager
Test Report S/N: 8K21070502R3.A3L	Test Dates: 07/09/2021 - 08/26/2021	EUT Type: RRU (RF4442d)		Page 77 of 225



DSS Ratio	Channel	Port	QPSK	16QAM	64QAM	256QAM
LTE 5 : NR 5	Low	0	40.07	40.13	40.02	40.04
		1	40.00	40.02	39.97	39.99
		2	39.52	39.55	39.53	39.50
		3	39.88	39.99	39.83	39.87
		Total MIMO Conducted Power (mW)	38843.61	39342.73	38567.73	38687.14
		Total MIMO Conducted Power(dBm)	45.89	45.95	45.86	45.88
	Mid	0	39.99	40.04	39.96	40.10
		1	39.97	40.01	40.00	40.04
		2	39.94	40.01	40.03	39.94
		3	40.03	40.16	40.04	40.14
		Total MIMO Conducted Power (mW)	39840.27	40513.92	40070.16	40515.87
		Total MIMO Conducted Power(dBm)	46.00	46.08	46.03	46.08
	High	0	39.88	40.00	39.90	39.91
		1	39.96	40.01	39.95	39.95
		2	39.91	40.05	39.99	39.94
		3	39.91	39.99	39.88	39.89
		Total MIMO Conducted Power (mW)	39225.59	40115.85	39362.38	39293.12
		Total MIMO Conducted Power(dBm)	45.94	46.03	45.95	45.94

Table 7-49. Conducted Average Output Power Table (DSS_B5_10M_5:5_1C)

FCC ID: A3LRF4442D-13A		MEASUREMENT REPORT (CERTIFICATION)		Approved by: Technical Manager
Test Report S/N: 8K21070502R3.A3L	Test Dates: 07/09/2021 - 08/26/2021	EUT Type: RRU (RF4442d)	Page 78 of 225	

DSS Ratio	Channel	Port	QPSK	16QAM	64QAM	256QAM
LTE 4 : NR 6	Low	0	40.00	40.03	39.88	39.94
		1	39.90	39.97	39.84	39.93
		2	39.51	39.57	39.36	39.47
		3	39.80	39.87	39.73	39.82
		Total MIMO Conducted Power (mW)	38255.35	38762.90	37392.78	38148.07
		Total MIMO Conducted Power(dBm)	45.83	45.88	45.73	45.81
	Mid	0	39.92	39.99	39.99	39.95
		1	39.89	40.02	39.92	39.92
		2	39.94	39.97	39.90	39.93
		3	40.06	40.02	40.04	39.97
		Total MIMO Conducted Power (mW)	39569.28	40000.48	39659.38	39474.28
		Total MIMO Conducted Power(dBm)	45.97	46.02	45.98	45.96
	High	0	39.84	39.98	39.87	39.87
		1	39.88	40.03	39.93	39.88
		2	39.89	40.03	39.98	39.96
		3	39.84	39.92	39.83	39.82
		Total MIMO Conducted Power (mW)	38753.95	39910.17	39115.39	38934.90
		Total MIMO Conducted Power(dBm)	45.88	46.01	45.92	45.90

Table 7-50. Conducted Average Output Power Table (DSS_B5_10M_4:6_1C)

FCC ID: A3LRF4442D-13A		MEASUREMENT REPORT (CERTIFICATION)		Approved by: Technical Manager
Test Report S/N: 8K21070502R3.A3L	Test Dates: 07/09/2021 - 08/26/2021	EUT Type: RRU (RF4442d)	Page 79 of 225	