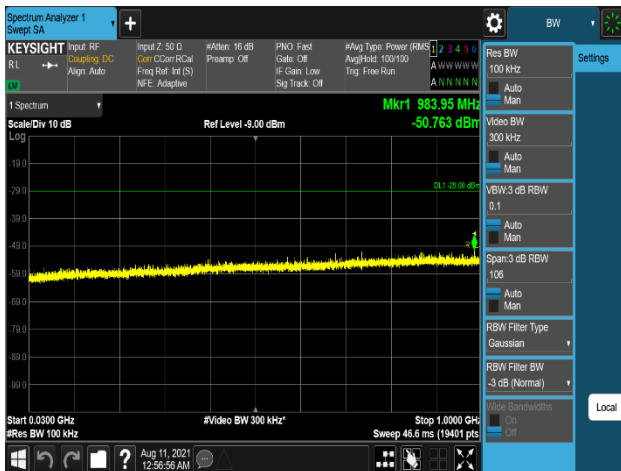


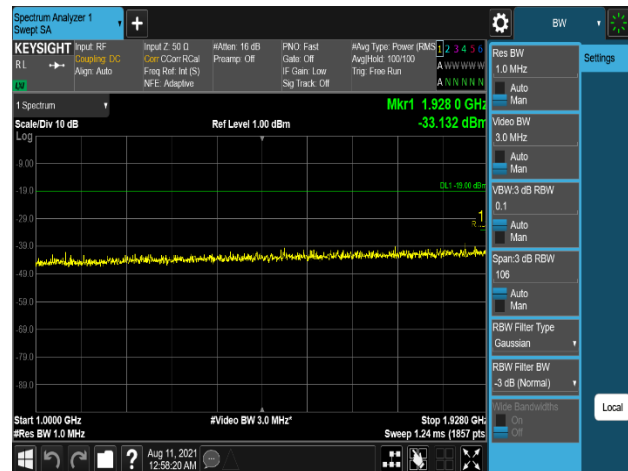
Plot 7-1069. Conducted Spurious Emission Plot  
9 kHz to 150 kHz  
(B2\_10M+20M\_2C\_QPSK - Port 1)



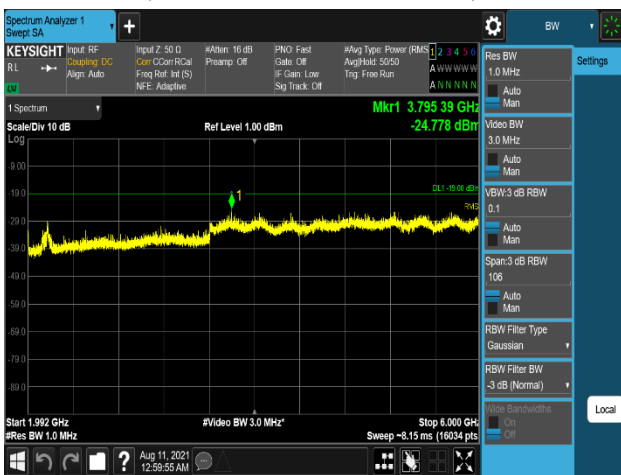
Plot 7-1070. Conducted Spurious Emission Plot  
150 kHz to 30 MHz  
(B2\_10M+20M\_2C\_QPSK - Port 3)



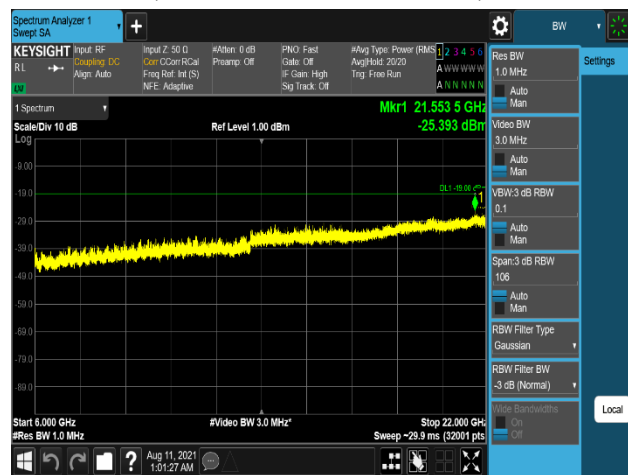
Plot 7-1071. Conducted Spurious Emission Plot  
30 MHz to 1 GHz  
(B2\_10M+20M\_2C\_QPSK - Port 2)



Plot 7-1072. Conducted Spurious Emission Plot  
1 GHz to 1.928 GHz  
(B2\_10M+20M\_2C\_QPSK - Port 2)



Plot 7-1073. Conducted Spurious Emission Plot  
1.992 GHz to 6 GHz  
(B2\_10M+20M\_2C\_QPSK - Port 2)





Plot 7-1074. Conducted Spurious Emission Plot  
6 GHz to 22 GHz  
(B2\_10M+20M\_2C\_QPSK - Port 2)

FCC ID: A3LRF4437D-25D		<b>MEASUREMENT REPORT</b>		<b>Approved by:</b> Technical Manager
<b>Test Report S/N:</b> 8K21071202-02-R2.A3L	<b>Test Dates:</b> 07/19/2021-08/18/2021	<b>EUT Type:</b> RRU(RF4437d)		Page 321 of 430



Configuration	Port	Measurement Range	Level (dBm)	Limit (dBm)	Worst Margin (dB)
B2_5M+5M+5M Non-contiguous	0	9 kHz to 150 kHz	-62.28	-49.02	-13.26
		150 kHz to 30 MHz	-60.73	-39.02	-21.71
		30 MHz to 1 GHz	-51.82	-29.02	-22.80
		1 GHz to 1.928 GHz	-32.74	-19.02	-13.72
		1.992 GHz to 6 GHz	-27.29	-19.02	-8.27
		6 GHz to 22 GHz	-26.45	-19.02	-7.43
	1	9 kHz to 150 kHz	<b>-61.59</b>	-49.02	-12.57
		150 kHz to 30 MHz	<b>-59.22</b>	-39.02	-20.20
		30 MHz to 1 GHz	-51.59	-29.02	-22.57
		1 GHz to 1.928 GHz	-32.27	-19.02	-13.25
		1.992 GHz to 6 GHz	-26.43	-19.02	-7.41
		6 GHz to 22 GHz	-26.41	-19.02	-7.39
	2	9 kHz to 150 kHz	-62.35	-49.02	-13.33
		150 kHz to 30 MHz	-60.93	-39.02	-21.91
		30 MHz to 1 GHz	<b>-51.15</b>	-29.02	-22.13
		1 GHz to 1.928 GHz	<b>-31.80</b>	-19.02	-12.78
		1.992 GHz to 6 GHz	<b>-24.44</b>	-19.02	-5.42
		6 GHz to 22 GHz	<b>-25.79</b>	-19.02	-6.77
	3	9 kHz to 150 kHz	-62.49	-49.02	-13.47
		150 kHz to 30 MHz	-60.67	-39.02	-21.65
		30 MHz to 1 GHz	-51.19	-29.02	-22.17
		1 GHz to 1.928 GHz	-31.65	-19.02	-12.63
		1.992 GHz to 6 GHz	-27.33	-19.02	-8.31
		6 GHz to 22 GHz	-26.25	-19.02	-7.23

**Table 7-226. Conducted Spurious Emission Summary Data (B2\_5M+5M+5M\_3C - Non-contiguous)**

FCC ID: A3LRF4437D-25D		<b>MEASUREMENT REPORT</b>		<b>Approved by:</b> Technical Manager
<b>Test Report S/N:</b> 8K21071202-02-R2.A3L	<b>Test Dates:</b> 07/19/2021-08/18/2021	<b>EUT Type:</b> RRU(RF4437d)	Page 322 of 430	

Configuration	Port	Measurement Range	Level (dBm)	Limit (dBm)	Worst Margin (dB)
B2_5M+5M+20M Non-contiguous	0	9 kHz to 150 kHz	-61.87	-49.02	-12.85
		150 kHz to 30 MHz	-61.99	-39.02	-22.97
		30 MHz to 1 GHz	-53.15	-29.02	-24.13
		1 GHz to 1.928 GHz	<b>-32.30</b>	-19.02	-13.28
		1.992 GHz to 6 GHz	-28.82	-19.02	-9.80
		6 GHz to 22 GHz	-25.72	-19.02	-6.70
	1	9 kHz to 150 kHz	<b>-61.15</b>	-49.02	-12.13
		150 kHz to 30 MHz	<b>-59.51</b>	-39.02	-20.49
		30 MHz to 1 GHz	<b>-50.87</b>	-29.02	-21.85
		1 GHz to 1.928 GHz	-33.41	-19.02	-14.39
		1.992 GHz to 6 GHz	-26.06	-19.02	-7.04
		6 GHz to 22 GHz	-26.57	-19.02	-7.55
	2	9 kHz to 150 kHz	-61.47	-49.02	-12.45
		150 kHz to 30 MHz	-60.12	-39.02	-21.10
		30 MHz to 1 GHz	-50.22	-29.02	-21.20
		1 GHz to 1.928 GHz	-33.51	-19.02	-14.49
		1.992 GHz to 6 GHz	<b>-24.49</b>	-19.02	-5.47
		6 GHz to 22 GHz	<b>-25.96</b>	-19.02	-6.94
	3	9 kHz to 150 kHz	-62.02	-49.02	-13.00
		150 kHz to 30 MHz	-60.13	-39.02	-21.11
		30 MHz to 1 GHz	-51.44	-29.02	-22.42
		1 GHz to 1.928 GHz	-32.91	-19.02	-13.89
		1.992 GHz to 6 GHz	-27.01	-19.02	-7.99
		6 GHz to 22 GHz	-26.06	-19.02	-7.04

**Table 7-227. Conducted Spurious Emission Summary Data (B2\_5M+5M+20M\_3C - Non-contiguous)**

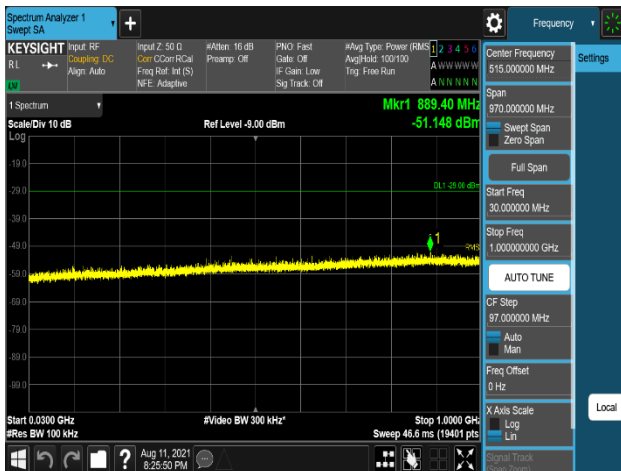
FCC ID: A3LRF4437D-25D	 <b>PCTEST</b> ENGINEERING LABORATORY, INC.	<b>MEASUREMENT REPORT</b>		<b>Approved by:</b> Technical Manager
<b>Test Report S/N:</b> 8K21071202-02-R2.A3L	<b>Test Dates:</b> 07/19/2021-08/18/2021	<b>EUT Type:</b> RRU(RF4437d)	Page 323 of 430	



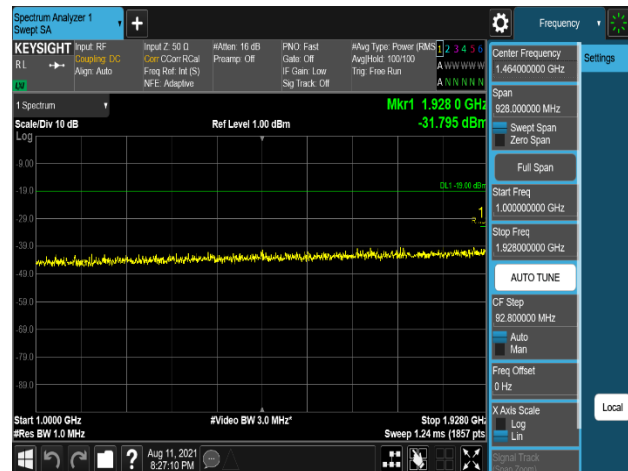
Plot 7-1075. Conducted Spurious Emission Plot  
9 kHz to 150 kHz  
(B2\_5M+5M+5M\_3C\_64QAM – Port 1)



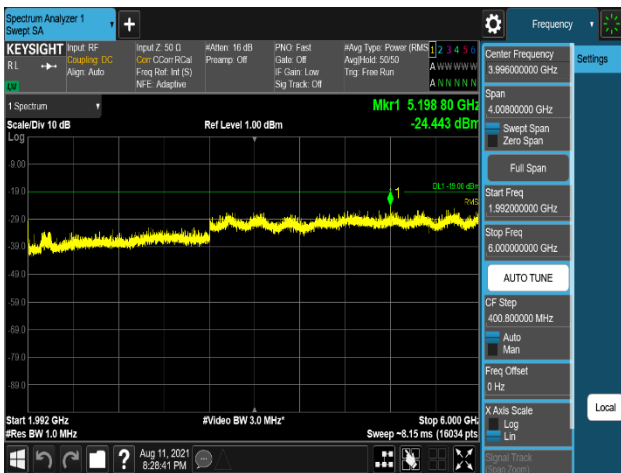
Pot 7-1076. Conducted Spurious Emission Plot  
150 kHz to 30 MHz  
(B2\_5M+5M+5M\_3C\_64QAM – Port 1)



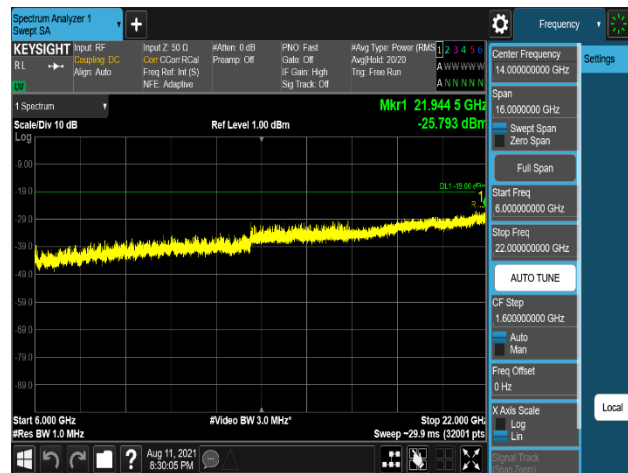
Plot 7-1077. Conducted Spurious Emission Plot  
30 MHz to 1 GHz  
(B2\_5M+5M+5M\_3C\_64QAM – Port 2)



Plot 7-1078. Conducted Spurious Emission Plot  
1 GHz to 1.928 GHz  
(B2\_5M+5M+5M\_3C\_64QAM – Port 2)



Plot 7-1079. Conducted Spurious Emission Plot  
1.992 GHz to 6 GHz  
(B2\_5M+5M+5M\_3C\_64QAM – Port 2)

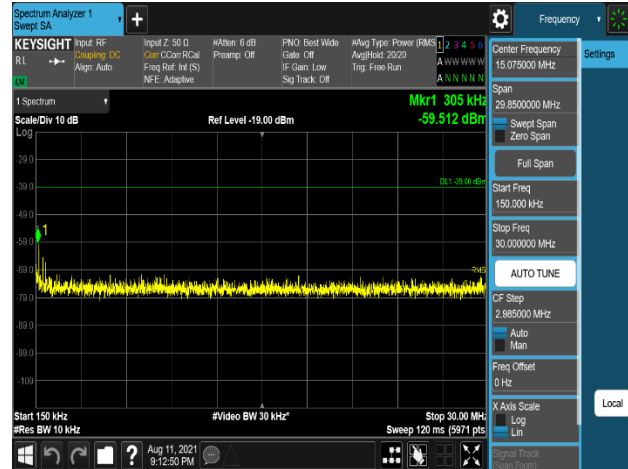


Plot 7-1080. Conducted Spurious Emission Plot  
6 GHz to 22 GHz  
(B2\_5M+5M+5M\_3C\_64QAM – Port 2)

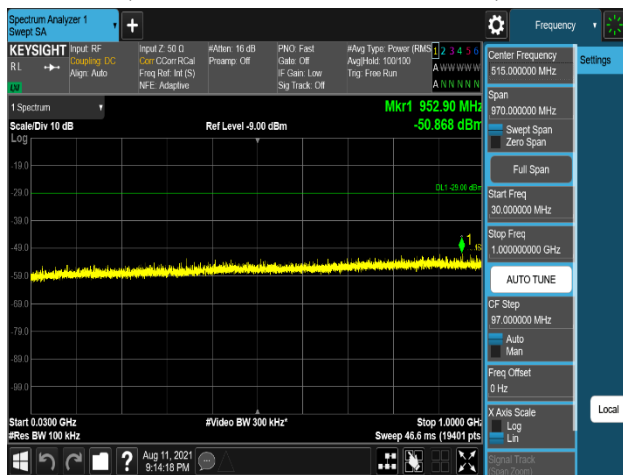
FCC ID: A3LRF4437D-25D	PCTEST ENGINEERING LABORATORY, INC.	MEASUREMENT REPORT		Approved by: Technical Manager
Test Report S/N: 8K21071202-02-R2.A3L	Test Dates: 07/19/2021-08/18/2021	EUT Type: RRU(RF4437d)		Page 324 of 430



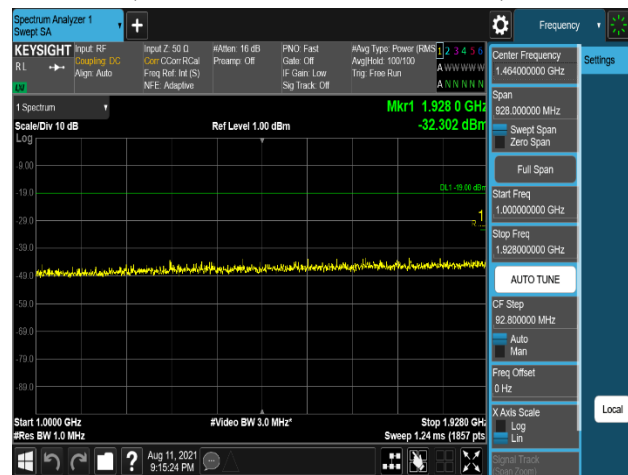
Plot 7-1081. Conducted Spurious Emission Plot  
9 kHz to 150 kHz  
(B2\_5M+5M+20M\_3C\_16QAM - Port 1)



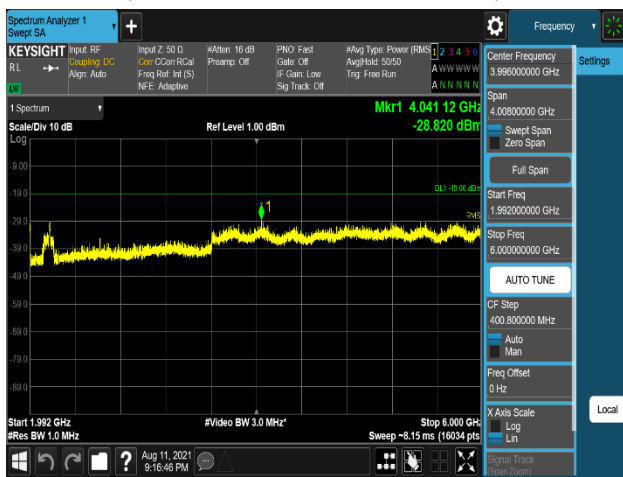
Plot 7-1082. Conducted Spurious Emission Plot  
150 kHz to 30 MHz  
(B2\_5M+5M+20M\_3C\_16QAM - Port 1)



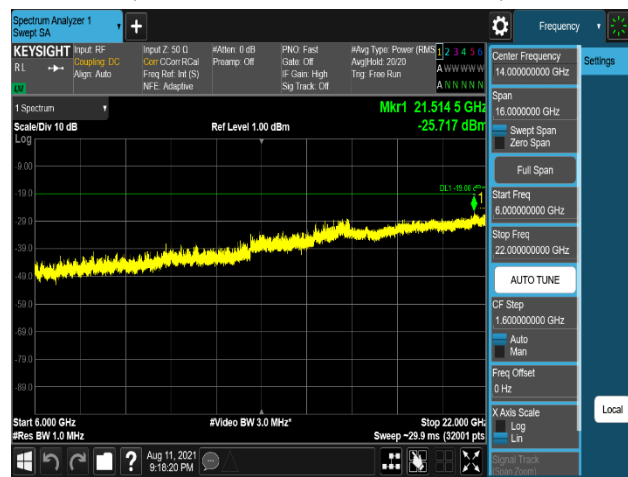
Plot 7-1083. Conducted Spurious Emission Plot  
30 MHz to 1 GHz  
(B2\_5M+5M+20M\_3C\_16QAM - Port 1)



Plot 7-1084. Conducted Spurious Emission Plot  
1 GHz to 1.928 GHz  
(B2\_5M+5M+20M\_3C\_16QAM - Port 0)





Plot 7-1085. Conducted Spurious Emission Plot  
1.992 GHz to 6 GHz  
(B2\_5M+5M+20M\_3C\_16QAM - Port 2)



Plot 7-1086. Conducted Spurious Emission Plot  
6 GHz to 22 GHz  
(B2\_5M+5M+20M\_3C\_16QAM - Port 2)



FCC ID: A3LRF4437D-25D		MEASUREMENT REPORT		Approved by: Technical Manager
Test Report S/N: 8K21071202-02-R2.A3L	Test Dates: 07/19/2021-08/18/2021	EUT Type: RRU(RF4437d)		Page 325 of 430

Channel	Port	Measurement Range	Level (dBm)				Limit (dBm)	Worst Margin (dB)
			QPSK	16QAM	64QAM	256QAM		
Low	0	9 kHz to 150 kHz	-58.88	-57.80	-57.68	-57.96	-49.02	-8.66
		150 kHz to 30 MHz	-53.76	-53.98	-53.48	-55.37	-39.02	-14.46
		30 MHz to 1 GHz	-53.89	-53.43	-53.95	-53.40	-29.02	-24.38
		1 GHz to 2.108 GHz	-31.84	-31.16	-31.85	-30.87	-19.02	-11.85
		2.182 GHz to 6 GHz	-28.79	-28.61	-28.31	-29.16	-19.02	-9.29
		6 GHz to 22 GHz	-25.45	-25.46	-25.67	-25.25	-19.02	-6.23
	1	9 kHz to 150 kHz	-58.38	-57.79	-57.71	-57.38	-49.02	-8.36
		150 kHz to 30 MHz	-54.03	-54.14	-53.19	-53.53	-39.02	-14.17
		30 MHz to 1 GHz	-51.11	-50.35	<b>-45.63</b>	-50.90	-29.02	<b>-16.61</b>
		1 GHz to 2.108 GHz	-31.92	-31.67	-31.22	-31.02	-19.02	-12.00
		2.182 GHz to 6 GHz	-27.05	-26.63	-26.99	-25.79	-19.02	-6.77
		6 GHz to 22 GHz	-24.38	-25.01	-25.81	-25.38	-19.02	-5.36
	2	9 kHz to 150 kHz	-59.82	-58.37	-58.34	-58.09	-49.02	-9.07
		150 kHz to 30 MHz	-55.09	-54.02	-54.99	-54.73	-39.02	-15.00
		30 MHz to 1 GHz	-50.02	-50.13	-50.79	-51.22	-29.02	-21.00
		1 GHz to 2.108 GHz	-30.54	-30.86	-31.41	-30.53	-19.02	-11.51
		2.182 GHz to 6 GHz	-25.01	-24.35	-24.87	-25.27	-19.02	-5.33
		6 GHz to 22 GHz	-25.50	-24.65	-24.96	-25.47	-19.02	-5.63
	3	9 kHz to 150 kHz	-59.10	-58.29	-57.80	-57.74	-49.02	-8.72
		150 kHz to 30 MHz	-54.74	-54.03	-54.36	-54.30	-39.02	-15.01
		30 MHz to 1 GHz	-52.42	-51.93	-51.29	-51.75	-29.02	-22.27
		1 GHz to 2.108 GHz	-31.55	-30.67	-30.38	-29.98	-19.02	-10.96
		2.182 GHz to 6 GHz	-27.47	-26.39	-27.64	-26.92	-19.02	-7.37
		6 GHz to 22 GHz	-25.53	-25.89	-25.81	-25.66	-19.02	-6.51
Middle	0	9 kHz to 150 kHz	-56.99	-56.88	-56.13	-56.23	-49.02	-7.11
		150 kHz to 30 MHz	-53.37	-54.67	<b>-52.76</b>	-55.30	-39.02	<b>-13.74</b>
		30 MHz to 1 GHz	-54.13	-54.20	-53.54	-54.03	-29.02	-24.52
		1 GHz to 2.108 GHz	-31.46	-32.14	-31.62	-32.32	-19.02	-12.44
		2.182 GHz to 6 GHz	-29.24	-28.34	-28.77	-28.71	-19.02	-9.32
		6 GHz to 22 GHz	-25.36	-25.43	-25.38	-25.62	-19.02	-6.34
	1	9 kHz to 150 kHz	-56.82	-57.23	-56.54	-56.14	-49.02	-7.12
		150 kHz to 30 MHz	-53.60	-53.63	-53.41	-54.29	-39.02	-14.39
		30 MHz to 1 GHz	-50.01	-50.26	-50.68	-52.17	-29.02	-20.99
		1 GHz to 2.108 GHz	-33.66	-32.28	-32.39	-32.76	-19.02	-13.26
		2.182 GHz to 6 GHz	-26.31	-26.86	-27.14	-27.01	-19.02	-7.29



FCC ID: A3LRF4437D-25D	 PCTEST ENGINEERING LABORATORY, INC.	MEASUREMENT REPORT		Approved by: Technical Manager
Test Report S/N: 8K21071202-02-R2.A3L	Test Dates: 07/19/2021-08/18/2021	EUT Type: RRU(RF4437d)		Page 326 of 430

	2	6 GHz to 22 GHz	-25.50	-25.06	-25.74	-25.47	-19.02	-6.04
		9 kHz to 150 kHz	-57.84	-57.69	-57.33	-56.78	-49.02	-7.76
		150 kHz to 30 MHz	-55.38	-54.74	-54.67	-54.17	-39.02	-15.15
		30 MHz to 1 GHz	-50.75	-51.48	-50.78	-49.76	-29.02	-20.74
		1 GHz to 2.108 GHz	-33.16	-32.32	-32.83	-33.48	-19.02	-13.30
		2.182 GHz to 6 GHz	-25.28	-24.97	-24.61	-24.88	-19.02	-5.59
		6 GHz to 22 GHz	-25.22	-25.39	-25.29	-25.35	-19.02	-6.20
	3	9 kHz to 150 kHz	-57.09	-57.45	-57.06	-56.45	-49.02	-7.43
		150 kHz to 30 MHz	-54.49	-54.58	-53.95	-54.87	-39.02	-14.93
		30 MHz to 1 GHz	-51.64	-51.89	-51.06	-52.42	-29.02	-22.04
		1 GHz to 2.108 GHz	-32.06	-31.88	-32.13	-31.07	-19.02	-12.05
		2.182 GHz to 6 GHz	-26.55	-27.31	-27.16	-26.28	-19.02	-7.26
		6 GHz to 22 GHz	-25.53	-25.29	-25.26	-25.57	-19.02	-6.24
	High	0	9 kHz to 150 kHz	-56.53	-56.05	-57.34	-57.99	-49.02
150 kHz to 30 MHz			-53.73	-53.75	-54.42	-54.50	-39.02	-14.71
30 MHz to 1 GHz			-53.97	-53.65	-53.57	-54.02	-29.02	-24.55
1 GHz to 2.108 GHz			-29.36	-28.61	-28.73	-29.28	-19.02	-9.59
2.182 GHz to 6 GHz			-23.34	-22.32	-22.06	-23.18	-19.02	-3.04
6 GHz to 22 GHz			-25.76	-25.46	-25.73	<b>-24.62</b>	-19.02	<b>-5.60</b>
1		9 kHz to 150 kHz	-56.47	<b>-55.95</b>	-58.10	-58.29	-49.02	<b>-6.93</b>
		150 kHz to 30 MHz	-54.36	-54.64	-53.82	-53.49	-39.02	-14.47
		30 MHz to 1 GHz	-50.86	-50.56	-51.55	-51.36	-29.02	-21.54
		1 GHz to 2.108 GHz	-29.72	-29.23	-29.72	-29.27	-19.02	-10.21
		2.182 GHz to 6 GHz	-22.88	-23.62	-23.16	-23.02	-19.02	-3.86
		6 GHz to 22 GHz	-25.95	-25.59	-24.32	-25.16	-19.02	<b>-5.30</b>
2		9 kHz to 150 kHz	-57.49	-57.18	-59.24	-59.51	-49.02	-8.16
		150 kHz to 30 MHz	-55.09	-55.18	-55.06	-55.22	-39.02	-16.04
		30 MHz to 1 GHz	-50.74	-51.08	-51.08	-50.14	-29.02	-21.12
		1 GHz to 2.108 GHz	-29.47	-30.52	-30.55	<b>-26.77</b>	-19.02	<b>-7.75</b>
		2.182 GHz to 6 GHz	-23.75	-23.83	<b>-21.69</b>	-23.59	-19.02	<b>-2.67</b>
		6 GHz to 22 GHz	-25.48	-25.57	-25.35	-25.12	-19.02	-6.10
3		9 kHz to 150 kHz	-56.64	-56.84	-58.92	-59.14	-49.02	-7.62
		150 kHz to 30 MHz	-54.27	-54.20	-53.64	-54.60	-39.02	-14.62
		30 MHz to 1 GHz	-51.08	-52.28	-52.01	-51.62	-29.02	-22.06
		1 GHz to 2.108 GHz	-29.41	-29.89	-29.34	-29.61	-19.02	-10.32
		2.182 GHz to 6 GHz	-23.20	-25.20	-23.16	-23.44	-19.02	-4.14
		6 GHz to 22 GHz	-25.80	-26.02	-25.08	-24.66	-19.02	-5.64

**Table 7-228. Conducted Spurious Emission Summary Data (B66\_5M\_1C)**

FCC ID: A3LRF4437D-25D		MEASUREMENT REPORT		Approved by: Technical Manager
Test Report S/N: 8K21071202-02-R2.A3L	Test Dates: 07/19/2021-08/18/2021	EUT Type: RRU(RF4437d)		Page 327 of 430



Channel	Port	Measurement Range	Level (dBm)				Limit (dBm)	Worst Margin (dB)
			QPSK	16QAM	64QAM	256QAM		
Low	0	9 kHz to 150 kHz	-56.66	-55.74	-55.95	-56.20	-49.02	-6.72
		150 kHz to 30 MHz	-54.72	-54.93	-53.63	-54.09	-39.02	-14.61
		30 MHz to 1 GHz	-53.28	-53.99	-53.73	-53.01	-29.02	-23.99
		1 GHz to 2.108 GHz	-33.30	-33.18	-33.37	-33.13	-19.02	-14.11
		2.182 GHz to 6 GHz	-28.05	-28.38	-28.48	-26.17	-19.02	-7.15
		6 GHz to 22 GHz	-25.55	-25.17	-24.69	-25.27	-19.02	-5.67
	1	9 kHz to 150 kHz	-56.16	-55.82	-55.11	<b>-54.79</b>	-49.02	<b>-5.77</b>
		150 kHz to 30 MHz	-53.38	-53.68	<b>-53.34</b>	-53.88	-39.02	<b>-14.32</b>
		30 MHz to 1 GHz	-51.31	-50.18	-50.67	-49.84	-29.02	-20.82
		1 GHz to 2.108 GHz	-33.78	-33.70	-33.98	-34.07	-19.02	-14.68
		2.182 GHz to 6 GHz	-26.58	-26.99	-26.83	-26.89	-19.02	-7.56
		6 GHz to 22 GHz	-26.01	-25.10	-25.71	-25.31	-19.02	-6.08
	2	9 kHz to 150 kHz	-57.25	-56.94	-56.40	-56.22	-49.02	-7.20
		150 kHz to 30 MHz	-55.03	-54.16	-54.80	-54.71	-39.02	-15.14
		30 MHz to 1 GHz	-50.89	-49.64	-51.02	-50.60	-29.02	-20.62
		1 GHz to 2.108 GHz	-32.05	-33.15	-33.64	-32.91	-19.02	-13.03
		2.182 GHz to 6 GHz	-24.50	<b>-24.19</b>	-25.19	-25.11	-19.02	<b>-5.17</b>
		6 GHz to 22 GHz	-25.11	-25.06	-25.06	-25.67	-19.02	-6.04
	3	9 kHz to 150 kHz	-56.78	-56.82	-56.20	-56.16	-49.02	-7.14
		150 kHz to 30 MHz	-53.93	-54.94	-54.12	-54.26	-39.02	-14.91
		30 MHz to 1 GHz	-51.82	-51.38	-51.21	-51.15	-29.02	-22.13
		1 GHz to 2.108 GHz	-31.98	-31.71	-31.81	-31.21	-19.02	-12.19
		2.182 GHz to 6 GHz	-27.23	-27.00	-27.10	-26.89	-19.02	-7.87
		6 GHz to 22 GHz	-25.47	-24.21	-25.26	-25.27	-19.02	-5.19
Middle	0	9 kHz to 150 kHz	-56.05	-55.75	-55.79	-56.23	-49.02	-6.73
		150 kHz to 30 MHz	-55.03	-53.70	-53.99	-54.16	-39.02	-14.68
		30 MHz to 1 GHz	-53.27	-52.90	-54.60	-54.22	-29.02	-23.88
		1 GHz to 2.108 GHz	-31.40	-31.38	-31.63	-31.81	-19.02	-12.36
		2.182 GHz to 6 GHz	-28.84	-28.66	-28.86	-27.43	-19.02	-8.41
		6 GHz to 22 GHz	-25.05	-25.41	-25.40	-25.62	-19.02	-6.03
	1	9 kHz to 150 kHz	-55.74	-55.62	-55.65	-55.39	-49.02	-6.37
		150 kHz to 30 MHz	-54.11	-53.79	-54.29	-53.73	-39.02	-14.71
		30 MHz to 1 GHz	-51.17	-50.59	-51.06	-50.57	-29.02	-21.55
		1 GHz to 2.108 GHz	-31.01	-32.62	-32.74	-32.38	-19.02	-11.99
		2.182 GHz to 6 GHz	-25.93	-26.63	-26.94	-27.20	-19.02	-6.91
		6 GHz to 22 GHz	-25.05	-24.66	-25.54	-25.41	-19.02	-5.64

FCC ID: A3LRF4437D-25D		MEASUREMENT REPORT		Approved by: Technical Manager
Test Report S/N: 8K21071202-02-R2.A3L	Test Dates: 07/19/2021-08/18/2021	EUT Type: RRU(RF4437d)		Page 328 of 430





	2	9 kHz to 150 kHz	-56.72	-56.68	-56.70	-56.52	-49.02	-7.50
		150 kHz to 30 MHz	-55.22	-54.67	-54.52	-54.65	-39.02	-15.50
		30 MHz to 1 GHz	-50.85	-50.71	<b>-49.52</b>	-51.18	-29.02	<b>-20.50</b>
		1 GHz to 2.108 GHz	-31.35	-32.58	-32.44	-32.01	-19.02	-12.33
		2.182 GHz to 6 GHz	-25.06	-24.96	-25.13	-24.65	-19.02	-5.63
		6 GHz to 22 GHz	-25.00	-25.58	-25.38	-25.84	-19.02	-5.98
	3	9 kHz to 150 kHz	-56.33	-56.55	-56.30	-56.20	-49.02	-7.18
		150 kHz to 30 MHz	-54.17	-54.44	-53.78	-54.46	-39.02	-14.76
		30 MHz to 1 GHz	-51.88	-51.82	-51.90	-51.14	-29.02	-22.12
		1 GHz to 2.108 GHz	-31.39	-32.16	-31.31	-31.62	-19.02	-12.29
		2.182 GHz to 6 GHz	-27.43	-26.52	-26.72	-27.15	-19.02	-7.50
		6 GHz to 22 GHz	-25.93	-25.35	-25.76	-24.70	-19.02	-5.68
High	0	9 kHz to 150 kHz	-55.64	-56.00	-55.79	-56.78	-49.02	-6.62
		150 kHz to 30 MHz	-55.13	-53.85	-54.22	-54.64	-39.02	-14.83
		30 MHz to 1 GHz	-53.63	-54.09	-52.98	-54.06	-29.02	-23.96
		1 GHz to 2.108 GHz	-30.15	-29.74	-30.07	-30.07	-19.02	-10.72
		2.182 GHz to 6 GHz	-26.44	-25.87	-26.31	-26.29	-19.02	-6.85
		6 GHz to 22 GHz	-25.30	-25.72	-25.54	<b>-23.63</b>	-19.02	<b>-4.61</b>
	1	9 kHz to 150 kHz	-55.56	-55.54	-55.39	-56.36	-49.02	-6.37
		150 kHz to 30 MHz	-54.00	-54.04	-53.70	-54.03	-39.02	-14.68
		30 MHz to 1 GHz	-51.21	-49.90	-50.75	-51.23	-29.02	-20.88
		1 GHz to 2.108 GHz	-30.21	-31.39	-30.25	-30.65	-19.02	-11.19
		2.182 GHz to 6 GHz	-25.81	-26.75	-25.34	-26.24	-19.02	-6.32
		6 GHz to 22 GHz	-25.18	-25.66	-24.93	-25.44	-19.02	-5.91
	2	9 kHz to 150 kHz	-56.80	-56.53	-56.90	-57.14	-49.02	-7.51
		150 kHz to 30 MHz	-54.73	-54.87	-55.20	-55.07	-39.02	-15.71
		30 MHz to 1 GHz	-50.16	-50.41	-50.93	-49.95	-29.02	-20.93
		1 GHz to 2.108 GHz	-30.45	-30.05	-30.69	-30.44	-19.02	-11.03
		2.182 GHz to 6 GHz	-25.44	-25.58	-24.58	-25.01	-19.02	-5.56
		6 GHz to 22 GHz	-25.77	-25.20	-25.63	-25.49	-19.02	-6.18
	3	9 kHz to 150 kHz	-56.29	-56.49	-56.35	-57.34	-49.02	-7.27
		150 kHz to 30 MHz	-54.61	-54.40	-54.61	-54.48	-39.02	-15.38
		30 MHz to 1 GHz	-51.82	-50.36	-51.15	-51.86	-29.02	-21.34
		1 GHz to 2.108 GHz	-29.90	<b>-29.61</b>	-29.96	-30.12	-19.02	<b>-10.59</b>
		2.182 GHz to 6 GHz	-25.63	-26.36	-25.41	-26.94	-19.02	-6.39
		6 GHz to 22 GHz	-25.22	-25.01	-24.93	-24.92	-19.02	-5.90

**Table 7-229. Conducted Spurious Emission Summary Data (B66\_10M\_1C)**



FCC ID: A3LRF4437D-25D		MEASUREMENT REPORT		Approved by: Technical Manager
Test Report S/N: 8K21071202-02-R2.A3L	Test Dates: 07/19/2021-08/18/2021	EUT Type: RRU(RF4437d)		Page 329 of 430

Channel	Port	Measurement Range	Level (dBm)				Limit (dBm)	Worst Margin (dB)
			QPSK	16QAM	64QAM	256QAM		
Low	0	9 kHz to 150 kHz	-56.63	-56.46	-56.35	-56.24	-49.02	-7.22
		150 kHz to 30 MHz	-54.94	<b>-53.60</b>	-54.95	-54.68	-39.02	<b>-14.58</b>
		30 MHz to 1 GHz	-54.02	-53.23	-53.88	-53.84	-29.02	-24.21
		1 GHz to 2.108 GHz	-33.93	-34.11	-34.03	-34.27	-19.02	-14.91
		2.182 GHz to 6 GHz	-28.54	-28.88	-28.61	-28.74	-19.02	-9.52
		6 GHz to 22 GHz	-25.18	-25.57	-25.19	-25.26	-19.02	-6.16
	1	9 kHz to 150 kHz	-55.66	-55.53	-55.39	-55.46	-49.02	-6.37
		150 kHz to 30 MHz	-54.35	-53.74	-54.13	-53.80	-39.02	-14.72
		30 MHz to 1 GHz	-51.53	-51.04	-50.73	-50.36	-29.02	-21.34
		1 GHz to 2.108 GHz	-34.95	-34.08	-35.41	-34.80	-19.02	-15.06
		2.182 GHz to 6 GHz	-27.09	-27.01	-26.27	-26.51	-19.02	-7.25
		6 GHz to 22 GHz	-25.37	-25.51	-25.34	-25.11	-19.02	-6.09
	2	9 kHz to 150 kHz	-57.13	-56.86	-56.65	-56.38	-49.02	-7.36
		150 kHz to 30 MHz	-54.97	-55.03	-55.19	-54.76	-39.02	-15.74
		30 MHz to 1 GHz	-51.29	<b>-49.77</b>	-50.21	-49.99	-29.02	<b>-20.75</b>
		1 GHz to 2.108 GHz	-33.79	-33.55	-33.01	-33.47	-19.02	-13.99
		2.182 GHz to 6 GHz	-24.65	-25.11	-24.75	-25.40	-19.02	-5.63
		6 GHz to 22 GHz	-25.19	-25.71	-25.30	-24.80	-19.02	-5.78
	3	9 kHz to 150 kHz	-56.43	-56.73	-56.12	-56.37	-49.02	-7.10
		150 kHz to 30 MHz	-54.68	-54.70	-54.43	-54.36	-39.02	-15.34
		30 MHz to 1 GHz	-51.51	-50.69	-51.62	-51.59	-29.02	-21.67
		1 GHz to 2.108 GHz	-32.75	-32.84	-31.93	-31.24	-19.02	-12.22
		2.182 GHz to 6 GHz	-27.24	-27.05	-27.19	-25.91	-19.02	-6.89
		6 GHz to 22 GHz	-25.31	-25.30	-25.53	-25.63	-19.02	-6.28
Middle	0	9 kHz to 150 kHz	-55.83	-55.85	-55.73	-55.94	-49.02	-6.71
		150 kHz to 30 MHz	-55.57	-54.89	-54.39	-55.28	-39.02	-15.37
		30 MHz to 1 GHz	-53.24	-53.17	-53.68	-53.44	-29.02	-24.15
		1 GHz to 2.108 GHz	-31.88	-31.16	-31.55	-31.69	-19.02	-12.14
		2.182 GHz to 6 GHz	-28.56	-28.77	-29.14	-29.04	-19.02	-9.54
		6 GHz to 22 GHz	-25.35	-25.52	<b>-24.14</b>	-25.18	-19.02	<b>-5.12</b>
	1	9 kHz to 150 kHz	-55.18	-55.30	-55.13	<b>-55.12</b>	-49.02	<b>-6.10</b>
		150 kHz to 30 MHz	-54.17	-54.42	-53.94	-54.03	-39.02	-14.92
		30 MHz to 1 GHz	-50.25	-51.05	-50.92	-51.00	-29.02	-21.23
		1 GHz to 2.108 GHz	-33.27	-32.88	-32.56	-32.23	-19.02	-13.21
		2.182 GHz to 6 GHz	-26.18	-26.70	-26.70	-26.02	-19.02	-7.00
		6 GHz to 22 GHz	-25.88	-25.28	-25.32	-25.31	-19.02	-6.26



FCC ID: A3LRF4437D-25D	 PCTEST ENGINEERING LABORATORY, INC.	MEASUREMENT REPORT		Approved by: Technical Manager
Test Report S/N: 8K21071202-02-R2.A3L	Test Dates: 07/19/2021-08/18/2021	EUT Type: RRU(RF4437d)		Page 330 of 430

	2	9 kHz to 150 kHz	-56.25	-56.51	-56.41	-56.27	-49.02	-7.23
		150 kHz to 30 MHz	-55.02	-54.76	-54.70	-55.31	-39.02	-15.68
		30 MHz to 1 GHz	-50.62	-50.03	-50.50	-51.22	-29.02	-21.01
		1 GHz to 2.108 GHz	-33.22	-32.57	-32.65	-32.74	-19.02	-13.55
		2.182 GHz to 6 GHz	-24.87	<b>-23.99</b>	-25.92	-25.19	-19.02	<b>-4.97</b>
		6 GHz to 22 GHz	-25.85	-25.03	-25.41	-25.66	-19.02	-6.01
	3	9 kHz to 150 kHz	-56.19	-56.05	-56.06	-56.06	-49.02	-7.03
		150 kHz to 30 MHz	-54.54	-54.27	-55.50	-54.74	-39.02	-15.25
		30 MHz to 1 GHz	-52.06	-50.84	-51.49	-52.00	-29.02	-21.82
		1 GHz to 2.108 GHz	-32.02	-31.33	-31.52	-32.20	-19.02	-12.31
		2.182 GHz to 6 GHz	-27.07	-26.99	-26.43	-27.20	-19.02	-7.41
		6 GHz to 22 GHz	-25.26	-25.19	-25.53	-25.80	-19.02	-6.17
High	0	9 kHz to 150 kHz	-56.07	-55.86	-56.04	-55.82	-49.02	-6.80
		150 kHz to 30 MHz	-54.47	-54.16	-54.34	-54.61	-39.02	-15.14
		30 MHz to 1 GHz	-53.09	-53.97	-53.30	-53.75	-29.02	-24.07
		1 GHz to 2.108 GHz	-30.24	-31.85	-31.80	<b>-27.63</b>	-19.02	<b>-8.61</b>
		2.182 GHz to 6 GHz	-28.86	-28.45	-26.69	-26.54	-19.02	-7.52
		6 GHz to 22 GHz	-25.52	-25.09	-25.58	-25.51	-19.02	-6.07
	1	9 kHz to 150 kHz	-55.58	-55.39	-55.32	-55.33	-49.02	-6.30
		150 kHz to 30 MHz	-53.84	-53.68	-53.95	-53.69	-39.02	-14.66
		30 MHz to 1 GHz	-51.00	-51.73	-51.32	-51.04	-29.02	-21.98
		1 GHz to 2.108 GHz	-30.84	-31.87	-32.56	-29.18	-19.02	-10.16
		2.182 GHz to 6 GHz	-26.61	-26.85	-25.72	-25.60	-19.02	-6.58
		6 GHz to 22 GHz	-25.32	-25.46	-25.55	-25.85	-19.02	-6.30
	2	9 kHz to 150 kHz	-56.81	-56.52	-56.54	-56.38	-49.02	-7.36
		150 kHz to 30 MHz	-54.92	-54.76	-55.18	-54.51	-39.02	-15.49
		30 MHz to 1 GHz	-50.91	-51.00	-50.55	-50.17	-29.02	-21.15
		1 GHz to 2.108 GHz	-30.41	-31.86	-32.05	-27.63	-19.02	-8.61
		2.182 GHz to 6 GHz	-25.63	-24.48	-24.71	-24.32	-19.02	-5.30
		6 GHz to 22 GHz	-24.90	-25.12	-24.47	-25.46	-19.02	-5.45
	3	9 kHz to 150 kHz	-56.28	-56.24	-56.15	-56.18	-49.02	-7.13
		150 kHz to 30 MHz	-54.43	-54.89	-54.63	-54.67	-39.02	-15.41
		30 MHz to 1 GHz	-51.44	-51.49	-51.09	-50.88	-29.02	-21.86
		1 GHz to 2.108 GHz	-32.43	-30.97	-31.75	-27.92	-19.02	-8.90
		2.182 GHz to 6 GHz	-27.46	-27.08	-27.29	-26.34	-19.02	-7.32
		6 GHz to 22 GHz	-25.71	-25.44	-25.76	-25.86	-19.02	-6.42

**Table 7-230. Conducted Spurious Emission Summary Data (B66\_15M\_1C)**



FCC ID: A3LRF4437D-25D		MEASUREMENT REPORT		Approved by: Technical Manager
Test Report S/N: 8K21071202-02-R2.A3L	Test Dates: 07/19/2021-08/18/2021	EUT Type: RRU(RF4437d)		Page 331 of 430

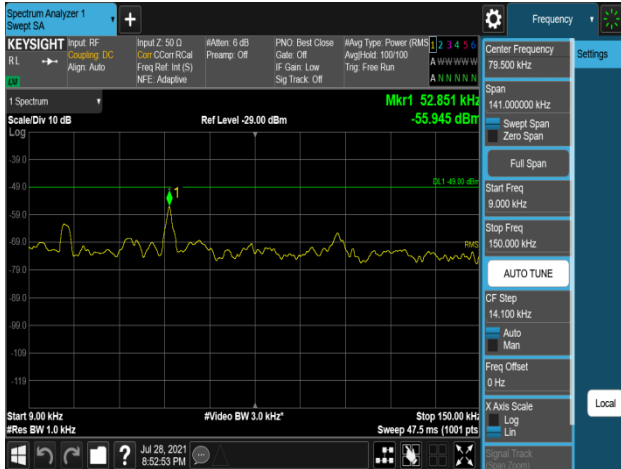
Channel	Port	Measurement Range	Level (dBm)				Limit (dBm)	Worst Margin (dB)
			QPSK	16QAM	64QAM	256QAM		
Low	0	9 kHz to 150 kHz	-61.59	-61.56	-61.87	-61.47	-49.02	-12.45
		150 kHz to 30 MHz	-53.22	-53.03	-53.41	-53.32	-39.02	-14.01
		30 MHz to 1 GHz	-52.27	-54.02	-53.10	-54.07	-29.02	-23.25
		1 GHz to 2.108 GHz	-34.83	-35.41	-34.37	-34.72	-19.02	-15.35
		2.182 GHz to 6 GHz	-28.33	-28.58	-28.95	-28.53	-19.02	-9.31
		6 GHz to 22 GHz	-24.58	-25.20	-25.18	-24.73	-19.02	-5.56
	1	9 kHz to 150 kHz	-61.07	-61.25	-61.14	-60.99	-49.02	-11.97
		150 kHz to 30 MHz	-53.10	-52.44	-52.54	-52.61	-39.02	-13.42
		30 MHz to 1 GHz	-51.55	<b>-49.78</b>	-51.51	-51.36	-29.02	<b>-20.76</b>
		1 GHz to 2.108 GHz	-35.41	-35.17	-35.09	-35.57	-19.02	-16.07
		2.182 GHz to 6 GHz	-27.28	-26.93	-26.39	-26.95	-19.02	-7.37
		6 GHz to 22 GHz	<b>-24.14</b>	-25.80	-25.32	-25.22	-19.02	<b>-5.12</b>
	2	9 kHz to 150 kHz	-62.39	-61.92	-62.21	-62.29	-49.02	-12.90
		150 kHz to 30 MHz	-53.22	-53.32	-53.51	-53.04	-39.02	-14.02
		30 MHz to 1 GHz	-51.14	-51.39	-50.23	-50.49	-29.02	-21.21
		1 GHz to 2.108 GHz	-34.60	-33.57	-34.62	-34.98	-19.02	-14.55
		2.182 GHz to 6 GHz	-25.40	-25.03	-24.98	-25.32	-19.02	-5.96
		6 GHz to 22 GHz	-24.75	-25.17	-25.38	-25.66	-19.02	-5.73
	3	9 kHz to 150 kHz	-61.50	-61.59	-61.63	-61.81	-49.02	-12.48
		150 kHz to 30 MHz	-52.70	-53.08	-53.09	-53.47	-39.02	-13.68
		30 MHz to 1 GHz	-51.98	-51.66	-51.47	-51.23	-29.02	-22.21
		1 GHz to 2.108 GHz	-32.35	-32.91	-33.20	-33.14	-19.02	-13.33
		2.182 GHz to 6 GHz	-27.67	-27.49	-27.27	-27.40	-19.02	-8.25
		6 GHz to 22 GHz	-25.26	-25.54	-25.87	-25.09	-19.02	-6.07
Middle	0	9 kHz to 150 kHz	-61.09	-61.52	-61.75	-61.85	-49.02	-12.07
		150 kHz to 30 MHz	-52.88	-52.83	-53.04	-53.02	-39.02	-13.81
		30 MHz to 1 GHz	-52.61	-54.14	-53.48	-52.97	-29.02	-23.59
		1 GHz to 2.108 GHz	-32.55	-32.57	-32.70	-32.76	-19.02	-13.53
		2.182 GHz to 6 GHz	-27.70	-27.62	-28.63	-29.04	-19.02	-8.60
		6 GHz to 22 GHz	-25.43	-25.21	-24.89	-25.14	-19.02	-5.87
	1	9 kHz to 150 kHz	-60.98	-60.89	-61.01	-61.37	-49.02	-11.87
		150 kHz to 30 MHz	-52.47	-52.78	-52.81	-52.91	-39.02	-13.45
		30 MHz to 1 GHz	-51.60	-51.08	-50.98	-51.66	-29.02	-21.96
		1 GHz to 2.108 GHz	-32.61	-32.97	-33.24	-33.82	-19.02	-13.59
		2.182 GHz to 6 GHz	-26.41	-26.48	-26.68	-26.32	-19.02	-7.30
		6 GHz to 22 GHz	-26.03	-24.92	-25.28	-25.84	-19.02	-5.90

FCC ID: A3LRF4437D-25D		MEASUREMENT REPORT		Approved by: Technical Manager
Test Report S/N: 8K21071202-02-R2.A3L	Test Dates: 07/19/2021-08/18/2021	EUT Type: RRU(RF4437d)		Page 332 of 430

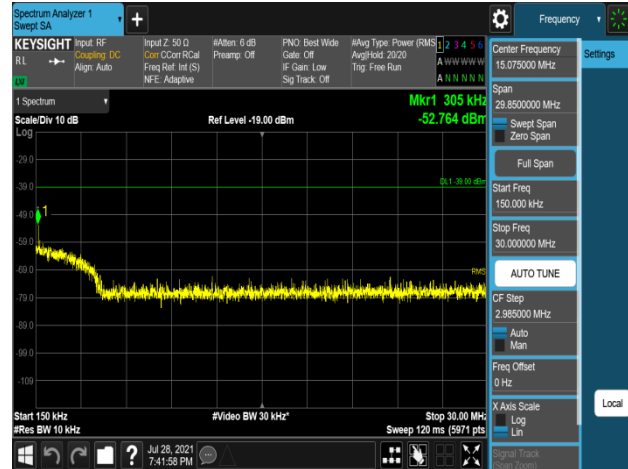
	2	9 kHz to 150 kHz	-61.89	-62.14	-62.46	-62.13	-49.02	-12.87
		150 kHz to 30 MHz	-53.51	-53.59	-53.69	-53.71	-39.02	-14.49
		30 MHz to 1 GHz	-50.69	-49.93	-50.56	-51.04	-29.02	-20.91
		1 GHz to 2.108 GHz	-32.43	-32.42	-31.95	-32.96	-19.02	-12.93
		2.182 GHz to 6 GHz	-25.10	-25.34	-24.57	-26.01	-19.02	-5.55
		6 GHz to 22 GHz	-25.82	-25.68	-25.39	-24.86	-19.02	-5.84
	3	9 kHz to 150 kHz	-62.08	-61.91	-62.00	-61.72	-49.02	-12.70
		150 kHz to 30 MHz	-53.27	-52.95	-53.28	-53.25	-39.02	-13.93
		30 MHz to 1 GHz	-52.26	-51.31	-52.29	-52.20	-29.02	-22.29
		1 GHz to 2.108 GHz	-32.18	-32.56	-32.60	-32.43	-19.02	-13.16
		2.182 GHz to 6 GHz	-26.49	-27.41	-27.86	-28.19	-19.02	-7.47
		6 GHz to 22 GHz	-25.10	-25.57	-25.38	-25.23	-19.02	-6.08
High	0	9 kHz to 150 kHz	-61.66	-61.69	-61.32	-61.23	-49.02	-12.21
		150 kHz to 30 MHz	-53.13	-53.02	-53.52	-53.56	-39.02	-14.00
		30 MHz to 1 GHz	-53.63	-53.97	-53.78	-54.40	-29.02	-24.61
		1 GHz to 2.108 GHz	-30.59	-32.26	-32.08	-32.55	-19.02	-11.57
		2.182 GHz to 6 GHz	-27.31	-23.71	-25.08	-29.17	-19.02	-4.69
		6 GHz to 22 GHz	-25.83	-24.96	-24.92	-24.62	-19.02	-5.60
	1	9 kHz to 150 kHz	-60.88	-61.13	-60.85	<b>-60.67</b>	-49.02	<b>-11.65</b>
		150 kHz to 30 MHz	-52.49	-52.41	<b>-52.33</b>	-52.49	-39.02	<b>-13.31</b>
		30 MHz to 1 GHz	-51.93	-50.43	-51.03	-51.61	-29.02	-21.41
		1 GHz to 2.108 GHz	-31.60	-32.48	-31.14	-33.59	-19.02	-12.12
		2.182 GHz to 6 GHz	-26.27	-25.09	-26.44	-24.62	-19.02	-5.60
		6 GHz to 22 GHz	-25.60	-25.43	-25.20	-24.90	-19.02	-5.88
	2	9 kHz to 150 kHz	-62.19	-62.24	-61.91	-61.87	-49.02	-12.85
		150 kHz to 30 MHz	-53.67	-53.73	-53.70	-53.61	-39.02	-14.59
		30 MHz to 1 GHz	-50.74	-51.55	-50.44	-50.79	-29.02	-21.42
		1 GHz to 2.108 GHz	-31.72	-31.16	<b>-29.79</b>	-32.15	-19.02	<b>-10.77</b>
		2.182 GHz to 6 GHz	-23.34	-24.13	-22.99	-22.40	-19.02	-3.38
		6 GHz to 22 GHz	-25.17	-25.61	-25.57	-25.33	-19.02	-6.15
	3	9 kHz to 150 kHz	-61.98	-62.08	-61.69	-61.96	-49.02	-12.67
		150 kHz to 30 MHz	-53.11	-53.48	-53.57	-53.46	-39.02	-14.09
		30 MHz to 1 GHz	-51.15	-51.60	-52.21	-51.77	-29.02	-22.13
		1 GHz to 2.108 GHz	-30.53	-32.62	-30.57	-32.86	-19.02	-11.51
		2.182 GHz to 6 GHz	-27.61	-27.20	-25.98	<b>-22.03</b>	-19.02	<b>-3.01</b>
		6 GHz to 22 GHz	-25.30	-25.33	-25.25	-25.76	-19.02	-6.23

**Table 7-231. Conducted Spurious Emission Summary Data (B66\_20M\_1C)**

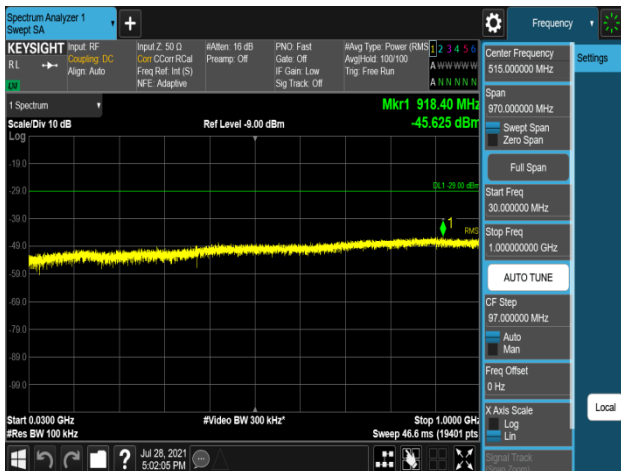
FCC ID: A3LRF4437D-25D	 PCTEST ENGINEERING LABORATORY, INC.	MEASUREMENT REPORT		Approved by: Technical Manager
Test Report S/N: 8K21071202-02-R2.A3L	Test Dates: 07/19/2021-08/18/2021	EUT Type: RRU(RF4437d)		Page 333 of 430



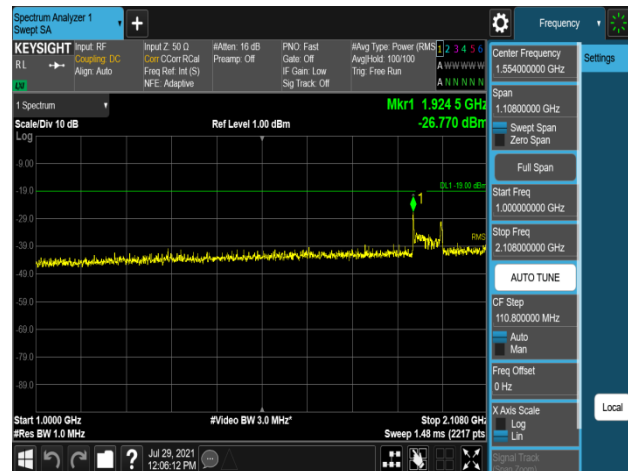
Plot 7-1087. Conducted Spurious Emission Plot  
9 kHz to 150 kHz  
(B66\_5M\_1C\_16QAM - High Channel, Port 1)



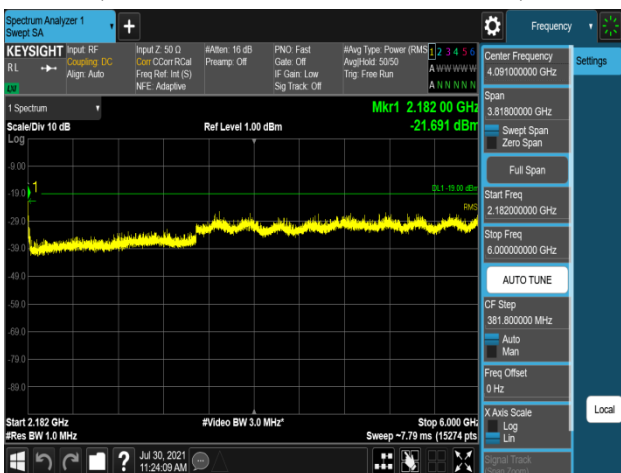
Plot 7-1088. Conducted Spurious Emission Plot  
150 kHz to 30 MHz  
(B66\_5M\_1C\_64QAM - Mid Channel, Port 0)



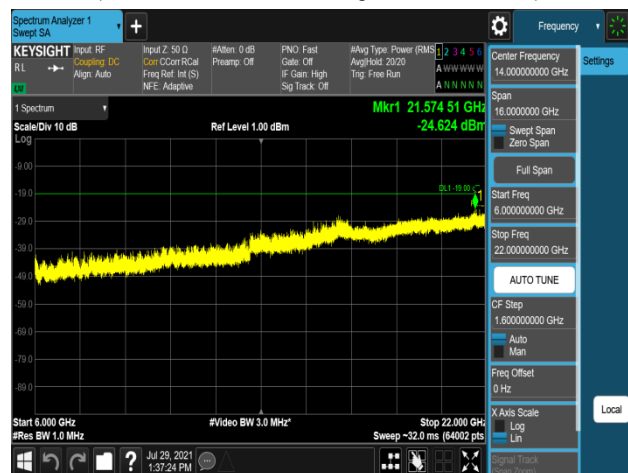
Plot 7-1089. Conducted Spurious Emission Plot  
30 MHz to 1 GHz  
(B66\_5M\_1C\_64QAM - Low Channel, Port 1)



Plot 7-1090. Conducted Spurious Emission Plot  
1 GHz to 2.108 GHz  
(B66\_5M\_1C\_256QAM - High Channel, Port 2)

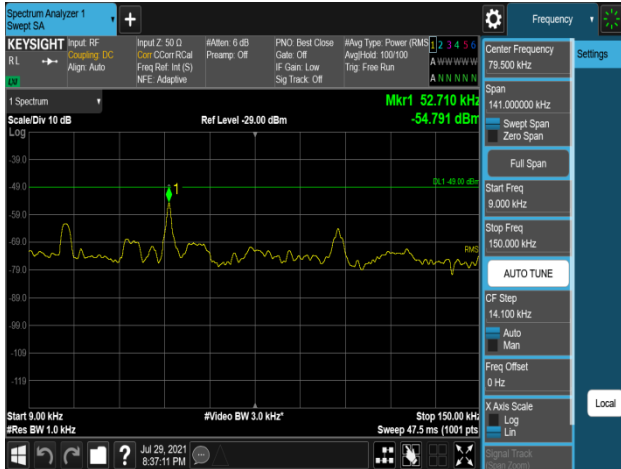


Plot 7-1091. Conducted Spurious Emission Plot  
2.182 GHz to 6 GHz  
(B66\_5M\_1C\_64QAM - High Channel, Port 2)

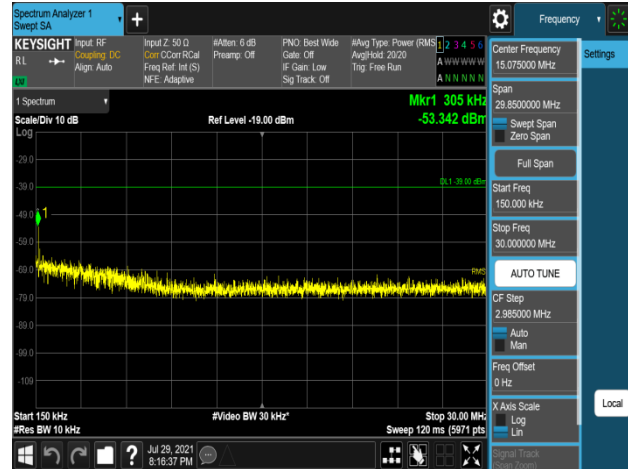


Plot 7-1092. Conducted Spurious Emission Plot  
6 GHz to 22 GHz  
(B66\_5M\_1C\_256QAM - High Channel, Port 0)

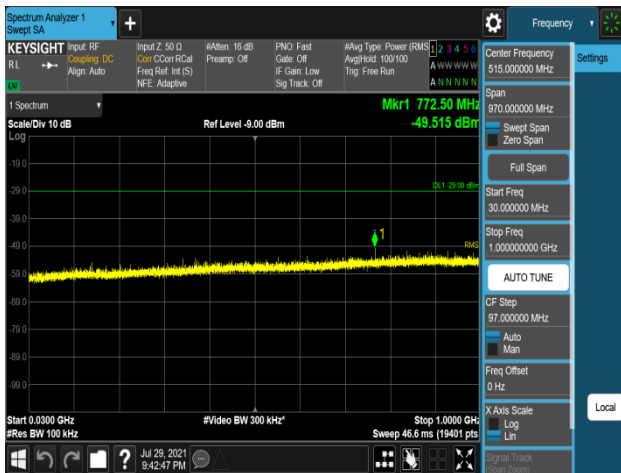
FCC ID: A3LRF4437D-25D	PCTEST ENGINEERING LABORATORY, INC.	MEASUREMENT REPORT		Approved by: Technical Manager
Test Report S/N: 8K21071202-02-R2.A3L	Test Dates: 07/19/2021-08/18/2021	EUT Type: RRU(RF4437d)		Page 334 of 430



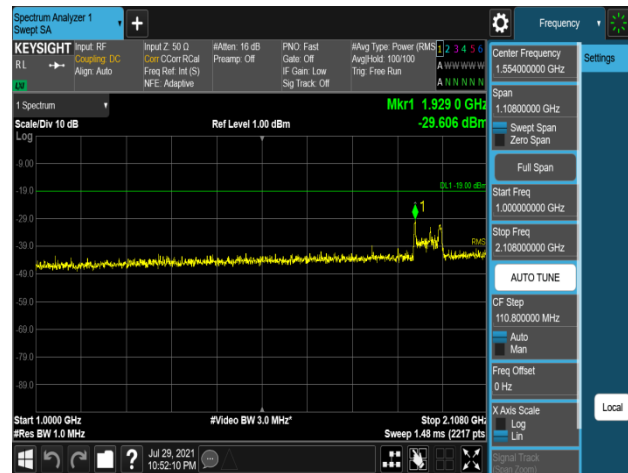
Plot 7-1093. Conducted Spurious Emission Plot  
9 kHz to 150 kHz  
(B66\_10M\_1C\_256QAM - Low Channel, Port 1)



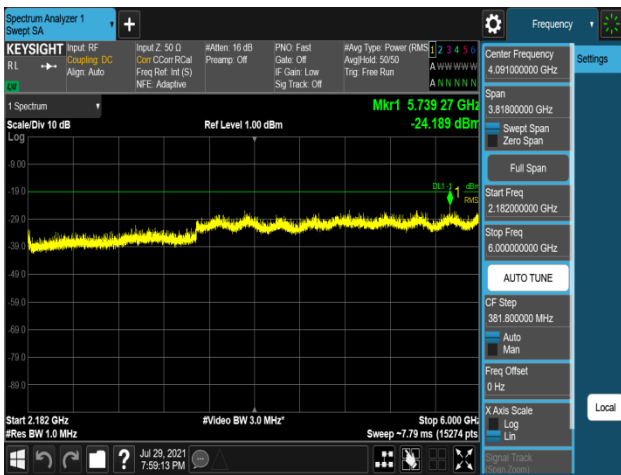
Plot 7-1094. Conducted Spurious Emission Plot  
150 kHz to 30 MHz  
(B66\_10M\_1C\_64QAM - Low Channel, Port 1)



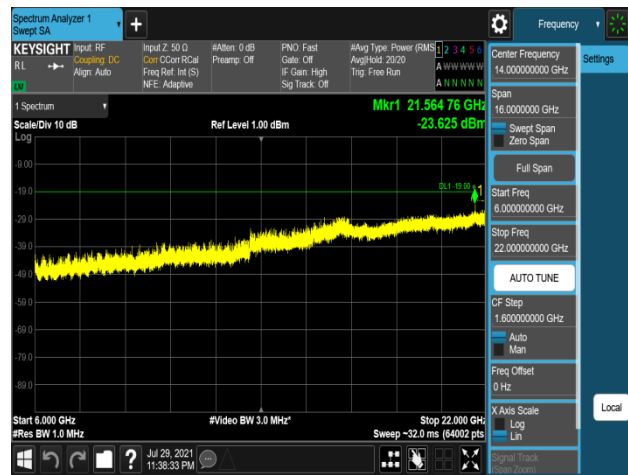
Plot 7-1095. Conducted Spurious Emission Plot  
30 MHz to 1 GHz  
(B66\_10M\_1C\_64QAM - Mid Channel, Port 2)



Plot 7-1096. Conducted Spurious Emission Plot  
1 GHz to 2.108 GHz  
(B66\_10M\_1C\_16QAM - High Channel, Port 3)



Plot 7-1097. Conducted Spurious Emission Plot  
2.182 GHz to 6 GHz  
(B66\_10M\_1C\_16QAM - Low Channel, Port 2)

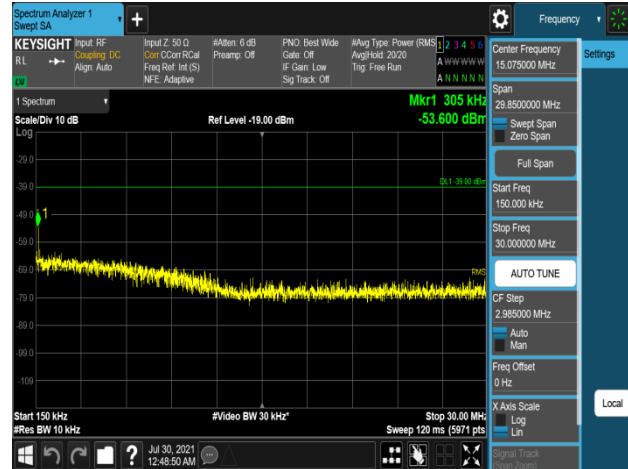


Plot 7-1098. Conducted Spurious Emission Plot  
6 GHz to 22 GHz  
(B66\_10M\_1C\_256QAM - High Channel, Port 0)

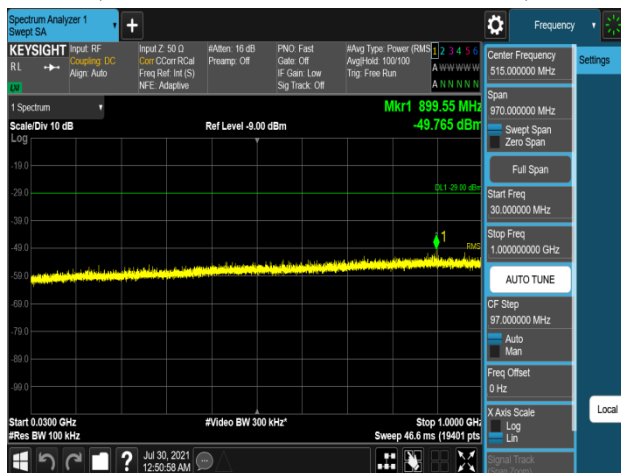
FCC ID: A3LRF4437D-25D	MEASUREMENT REPORT		Approved by: Technical Manager
Test Report S/N: 8K21071202-02-R2.A3L	Test Dates: 07/19/2021-08/18/2021	EUT Type: RRU(RF4437d)	Page 335 of 430



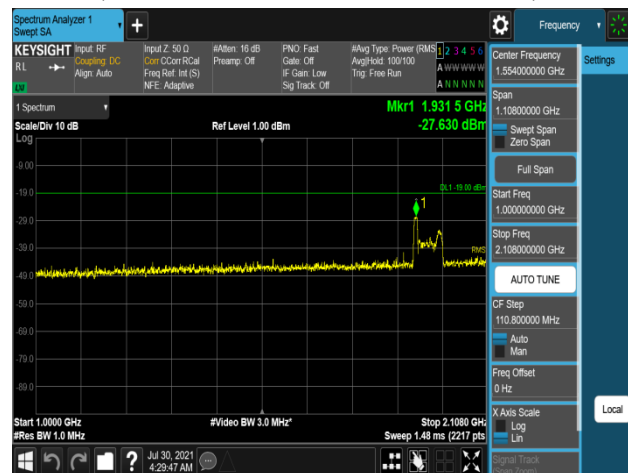
Plot 7-1099. Conducted Spurious Emission Plot  
9 kHz to 150 kHz  
(B66\_15M\_1C\_64QAM - Mid Channel, Port 1)



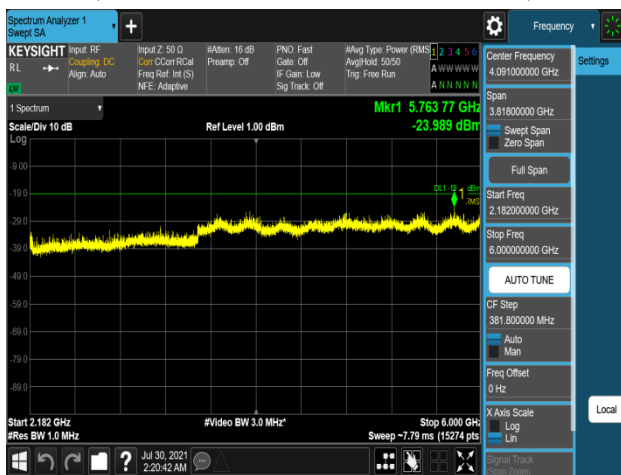
Plot 7-1100. Conducted Spurious Emission Plot  
150 kHz to 30 MHz  
(B66\_15M\_1C\_16QAM - Low Channel, Port 0)



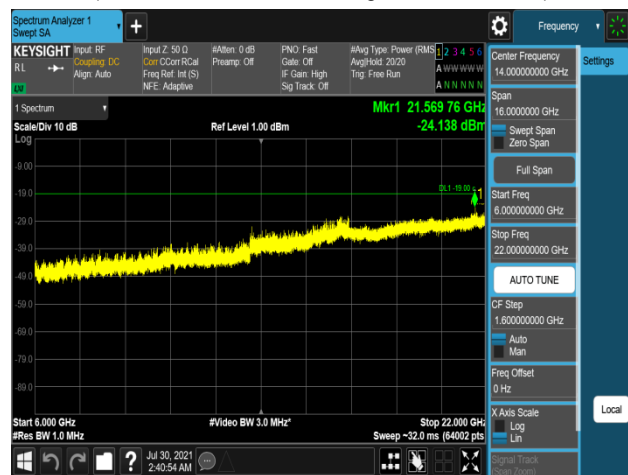
Plot 7-1101. Conducted Spurious Emission Plot  
30 MHz to 1 GHz  
(B66\_15M\_1C\_16QAM - Low Channel, Port 2)





Plot 7-1102. Conducted Spurious Emission Plot  
1 GHz to 2.108 GHz  
(B66\_15M\_1C\_256QAM - High Channel, Port 0)



Plot 7-1103. Conducted Spurious Emission Plot  
2.182 GHz to 6 GHz  
(B66\_15M\_1C\_16QAM - Mid Channel, Port 2)



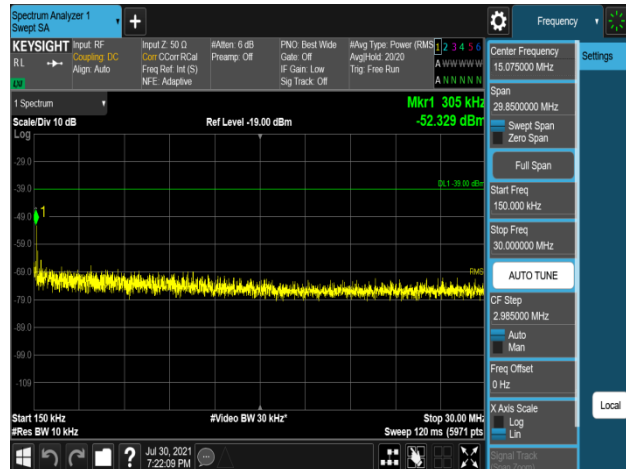
Plot 7-1104. Conducted Spurious Emission Plot  
6 GHz to 22 GHz  
(B66\_15M\_1C\_64QAM - Mid Channel, Port 0)

FCC ID: A3LRF4437D-25D		MEASUREMENT REPORT		Approved by: Technical Manager
Test Report S/N: 8K21071202-02-R2.A3L	Test Dates: 07/19/2021-08/18/2021	EUT Type: RRU(RF4437d)		Page 336 of 430

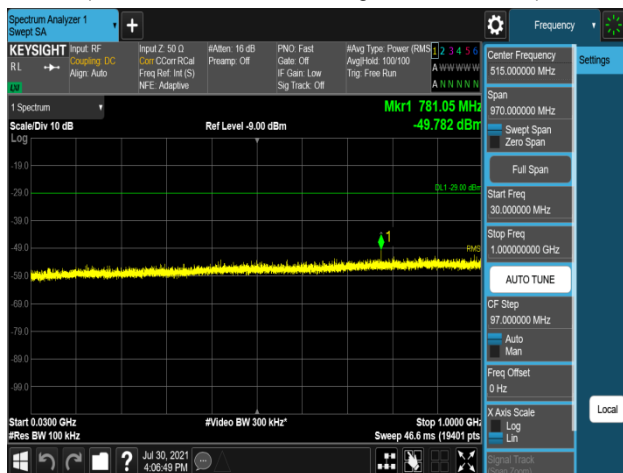




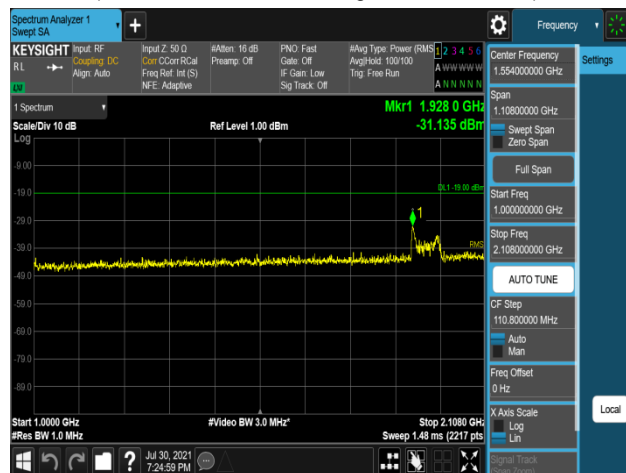
Plot 7-1105. Conducted Spurious Emission Plot  
9 kHz to 150 kHz  
(B66\_20M\_1C\_256QAM - High Channel, Port 1)



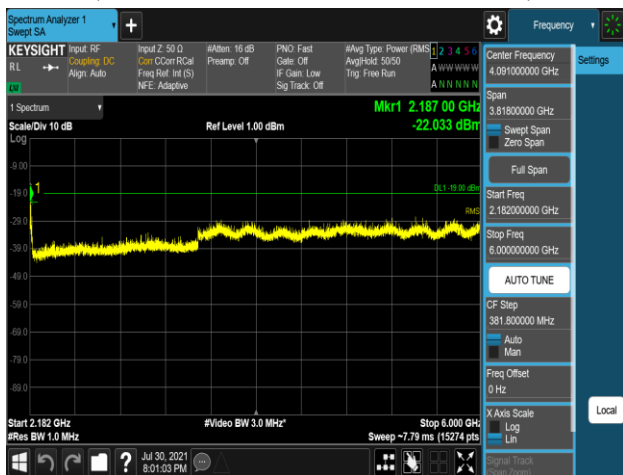
Plot 7-1106. Conducted Spurious Emission Plot  
150 kHz to 30 MHz  
(B66\_20M\_1C\_64QAM - High Channel, Port 1)



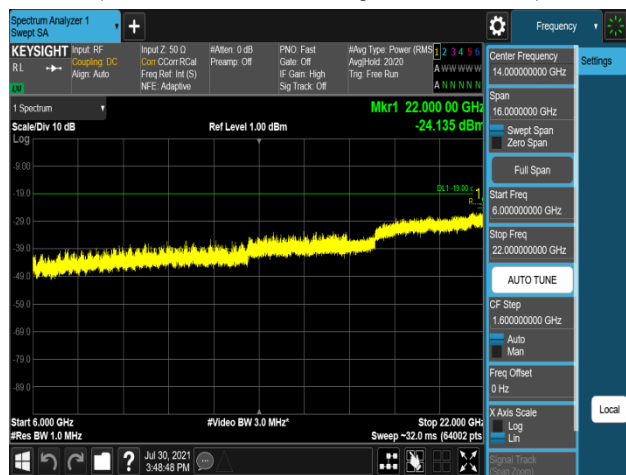
Plot 7-1107. Conducted Spurious Emission Plot  
30 MHz to 1 GHz  
(B66\_20M\_1C\_16QAM - Low Channel, Port 1)



Plot 7-1108. Conducted Spurious Emission Plot  
1 GHz to 2.108 GHz  
(B66\_20M\_1C\_64QAM - High Channel, Port 2)





Plot 7-1109. Conducted Spurious Emission Plot  
2.182 GHz to 6 GHz  
(B66\_20M\_1C\_256QAM - High Channel, Port 3)



Plot 7-1110. Conducted Spurious Emission Plot  
6 GHz to 22 GHz  
(B66\_20M\_1C\_QPSK - Low Channel, Port 1)



FCC ID: A3LRF4437D-25D		MEASUREMENT REPORT		Approved by: Technical Manager
Test Report S/N: 8K21071202-02-R2.A3L	Test Dates: 07/19/2021-08/18/2021	EUT Type: RRU(RF4437d)		Page 337 of 430

Channel	Port	Measurement Range	Level (dBm)				Limit (dBm)	Worst Margin (dB)
			QPSK	16QAM	64QAM	256QAM		
Low	0	9 kHz to 150 kHz	-52.03	-52.35	-52.71	-52.43	-49.02	-3.01
		150 kHz to 30 MHz	-45.48	-45.36	-45.08	-45.59	-39.02	-6.06
		30 MHz to 1 GHz	<b>-44.33</b>	-44.48	-44.34	-44.61	-29.02	<b>-15.31</b>
		1 GHz to 2.108 GHz	-29.80	-29.83	-30.07	-29.88	-19.02	-10.78
		2.182 GHz to 6 GHz	-28.07	-28.03	-27.97	-27.99	-19.02	-8.95
		6 GHz to 22 GHz	-27.92	-27.95	-27.87	-28.07	-19.02	-8.85
	1	9 kHz to 150 kHz	-51.80	-52.10	-51.80	-51.45	-49.02	-2.43
		150 kHz to 30 MHz	-44.88	-44.71	-44.72	-44.83	-39.02	-5.69
		30 MHz to 1 GHz	-44.57	-44.60	-44.88	-44.74	-29.02	-15.55
		1 GHz to 2.108 GHz	-30.12	-30.18	-30.28	-30.31	-19.02	-11.10
		2.182 GHz to 6 GHz	-28.03	-28.07	-28.22	-28.14	-19.02	-9.01
		6 GHz to 22 GHz	-27.62	-27.84	-27.75	-27.29	-19.02	-8.27
	2	9 kHz to 150 kHz	-52.10	-52.17	-51.98	-52.10	-49.02	-2.96
		150 kHz to 30 MHz	-45.45	-45.67	-45.46	-45.36	-39.02	-6.34
		30 MHz to 1 GHz	-44.45	-44.49	-44.52	-44.44	-29.02	-15.42
		1 GHz to 2.108 GHz	-30.17	-30.26	-30.36	-30.25	-19.02	-11.15
		2.182 GHz to 6 GHz	-28.19	-27.92	-28.10	-27.82	-19.02	-8.80
		6 GHz to 22 GHz	<b>-26.22</b>	-26.63	-26.79	-26.63	-19.02	<b>-7.20</b>
	3	9 kHz to 150 kHz	-51.72	-52.31	-52.23	-52.34	-49.02	-2.70
		150 kHz to 30 MHz	-45.76	-45.31	-45.35	-45.42	-39.02	-6.29
		30 MHz to 1 GHz	-44.86	-44.65	-44.99	-44.93	-29.02	-15.63
		1 GHz to 2.108 GHz	-29.54	-29.38	-29.54	-29.79	-19.02	-10.36
		2.182 GHz to 6 GHz	-28.04	-28.03	-28.06	-27.68	-19.02	-8.66
		6 GHz to 22 GHz	-27.38	-27.23	-27.18	-27.38	-19.02	-8.16
Middle	0	9 kHz to 150 kHz	-52.08	-52.08	-52.34	-52.00	-49.02	-2.98
		150 kHz to 30 MHz	-44.95	-45.27	-45.45	-45.09	-39.02	-5.93
		30 MHz to 1 GHz	-44.53	-44.44	-44.43	-44.44	-29.02	-15.41
		1 GHz to 2.108 GHz	-29.23	-29.04	-28.26	-29.06	-19.02	-9.24
		2.182 GHz to 6 GHz	-28.07	-27.95	-28.10	-27.89	-19.02	-8.87
		6 GHz to 22 GHz	-28.24	-27.76	-28.03	-28.04	-19.02	-8.74
	1	9 kHz to 150 kHz	-51.52	-51.69	-51.54	-51.18	-49.02	-2.16
		150 kHz to 30 MHz	-45.22	<b>-45.17</b>	-44.42	-44.45	-39.02	<b>-5.40</b>
		30 MHz to 1 GHz	-44.57	-44.94	-44.84	-44.85	-29.02	-15.55
		1 GHz to 2.108 GHz	-28.95	-27.88	-29.23	-28.96	-19.02	-8.86
		2.182 GHz to 6 GHz	-28.13	-28.10	-28.05	-28.21	-19.02	-9.03
		6 GHz to 22 GHz	-27.76	-27.75	-27.80	-27.92	-19.02	-8.73



FCC ID: A3LRF4437D-25D	 PCTEST ENGINEERING LABORATORY, INC.	MEASUREMENT REPORT		Approved by: Technical Manager
Test Report S/N: 8K21071202-02-R2.A3L	Test Dates: 07/19/2021-08/18/2021	EUT Type: RRU(RF4437d)		Page 338 of 430

	2	9 kHz to 150 kHz	-52.28	-52.28	-52.02	-52.06	-49.02	-3.00
		150 kHz to 30 MHz	-45.71	-45.54	-45.92	-45.88	-39.02	-6.52
		30 MHz to 1 GHz	-44.38	-44.61	-44.41	-44.75	-29.02	-15.36
		1 GHz to 2.108 GHz	-29.33	-29.23	-29.33	-28.95	-19.02	-9.93
		2.182 GHz to 6 GHz	-28.18	-27.72	-27.85	-28.10	-19.02	-8.70
		6 GHz to 22 GHz	-26.68	-26.87	-26.64	-26.32	-19.02	-7.30
	3	9 kHz to 150 kHz	-51.82	-52.03	-52.01	-52.15	-49.02	-2.80
		150 kHz to 30 MHz	-45.67	-45.24	-45.49	-45.37	-39.02	-6.22
		30 MHz to 1 GHz	-44.93	-45.09	-44.96	-44.94	-29.02	-15.91
		1 GHz to 2.108 GHz	-28.87	-28.70	-28.83	-29.12	-19.02	-9.68
		2.182 GHz to 6 GHz	-28.29	-28.01	-28.01	-28.06	-19.02	-8.99
		6 GHz to 22 GHz	-27.55	-27.86	-26.63	-27.49	-19.02	-7.61
High	0	9 kHz to 150 kHz	-52.20	-52.23	-52.45	-52.10	-49.02	-3.08
		150 kHz to 30 MHz	-45.48	-45.01	-45.29	-44.99	-39.02	-5.97
		30 MHz to 1 GHz	-44.51	-44.64	-44.55	-44.43	-29.02	-15.41
		1 GHz to 2.108 GHz	-27.54	-27.54	-27.28	<b>-27.21</b>	-19.02	<b>-8.19</b>
		2.182 GHz to 6 GHz	-25.06	-25.92	-25.07	<b>-23.88</b>	-19.02	<b>-4.86</b>
		6 GHz to 22 GHz	-28.12	-28.23	-28.17	-28.24	-19.02	-9.10
	1	9 kHz to 150 kHz	-51.49	-51.38	<b>-51.11</b>	-51.65	-49.02	<b>-2.09</b>
		150 kHz to 30 MHz	-44.69	-44.84	-44.48	-44.65	-39.02	-5.46
		30 MHz to 1 GHz	-44.90	-45.02	-44.82	-44.71	-29.02	-15.69
		1 GHz to 2.108 GHz	-27.78	-28.10	-27.99	-27.47	-19.02	-8.45
		2.182 GHz to 6 GHz	-25.04	-26.32	-24.51	-26.05	-19.02	-5.49
		6 GHz to 22 GHz	-27.72	-27.93	-27.33	-27.83	-19.02	-8.31
	2	9 kHz to 150 kHz	-52.14	-52.06	-51.82	-51.87	-49.02	-2.80
		150 kHz to 30 MHz	-45.43	-45.36	-45.95	-45.31	-39.02	-6.29
		30 MHz to 1 GHz	-44.54	-44.54	-44.56	-44.51	-29.02	-15.49
		1 GHz to 2.108 GHz	-28.87	-27.85	-27.80	-28.68	-19.02	-8.78
		2.182 GHz to 6 GHz	-26.54	-26.90	-26.43	-26.04	-19.02	-7.02
		6 GHz to 22 GHz	-27.02	-26.33	-26.39	-26.67	-19.02	-7.31
	3	9 kHz to 150 kHz	-51.88	-52.27	-51.97	-51.71	-49.02	-2.69
		150 kHz to 30 MHz	-45.29	-45.82	-45.37	-45.51	-39.02	-6.27
		30 MHz to 1 GHz	-44.94	-44.80	-44.86	-44.78	-29.02	-15.76
		1 GHz to 2.108 GHz	-27.99	-28.17	-27.72	-27.72	-19.02	-8.70
		2.182 GHz to 6 GHz	-25.14	-25.53	-25.06	-25.66	-19.02	-6.04
		6 GHz to 22 GHz	-27.10	-27.19	-27.23	-27.25	-19.02	-8.08

**Table 7-232. Conducted Spurious Emission Summary Data (B66\_5M+5M\_2C)**



FCC ID: A3LRF4437D-25D	 PCTEST ENGINEERING LABORATORY, INC.	MEASUREMENT REPORT		Approved by: Technical Manager
Test Report S/N: 8K21071202-02-R2.A3L	Test Dates: 07/19/2021-08/18/2021	EUT Type: RRU(RF4437d)		Page 339 of 430

Channel	Port	Measurement Range	Level (dBm)				Limit (dBm)	Worst Margin (dB)
			QPSK	16QAM	64QAM	256QAM		
Low	0	9 kHz to 150 kHz	-52.45	-52.67	-52.59	-52.44	-49.02	-3.42
		150 kHz to 30 MHz	-46.21	-46.55	-46.31	-46.25	-39.02	-7.19
		30 MHz to 1 GHz	-44.41	-44.58	-44.68	-44.48	-29.02	-15.39
		1 GHz to 2.108 GHz	-29.75	-29.96	-29.94	-29.82	-19.02	-10.73
		2.182 GHz to 6 GHz	-28.21	-28.00	-27.73	-28.24	-19.02	-8.71
		6 GHz to 22 GHz	-28.38	-27.80	-28.00	-28.22	-19.02	-8.78
	1	9 kHz to 150 kHz	-52.02	-51.68	-51.88	-51.52	-49.02	-2.50
		150 kHz to 30 MHz	-45.46	-45.89	-45.68	-45.62	-39.02	-6.44
		30 MHz to 1 GHz	-45.03	-44.83	-44.83	-44.86	-29.02	-15.81
		1 GHz to 2.108 GHz	-29.78	-29.82	-30.67	-30.52	-19.02	-10.76
		2.182 GHz to 6 GHz	-28.38	-28.28	-28.12	-28.48	-19.02	-9.10
		6 GHz to 22 GHz	-28.15	-27.60	-28.10	-27.03	-19.02	-8.01
	2	9 kHz to 150 kHz	-51.87	-52.09	-52.44	-51.91	-49.02	-2.85
		150 kHz to 30 MHz	-45.61	-45.66	-46.06	-45.69	-39.02	-6.59
		30 MHz to 1 GHz	<b>-44.22</b>	-44.46	-44.43	-44.51	-29.02	<b>-15.20</b>
		1 GHz to 2.108 GHz	-30.31	-30.41	-29.83	-30.34	-19.02	-10.81
		2.182 GHz to 6 GHz	-28.37	-28.14	-28.14	-28.17	-19.02	-9.12
		6 GHz to 22 GHz	-26.50	-26.38	-26.82	-26.44	-19.02	-7.36
	3	9 kHz to 150 kHz	-51.78	-51.96	<b>-51.47</b>	-51.88	-49.02	<b>-2.45</b>
		150 kHz to 30 MHz	<b>-44.79</b>	-45.27	-45.36	-45.32	-39.02	<b>-5.77</b>
		30 MHz to 1 GHz	-44.82	-45.01	-44.97	-44.70	-29.02	-15.68
		1 GHz to 2.108 GHz	-28.87	-29.07	-29.08	-29.19	-19.02	-9.85
		2.182 GHz to 6 GHz	-28.12	-28.19	-27.59	-27.91	-19.02	-8.57
		6 GHz to 22 GHz	-27.35	-27.81	-27.30	-27.37	-19.02	-8.28
Middle	0	9 kHz to 150 kHz	-52.84	-52.73	-52.22	-52.67	-49.02	-3.20
		150 kHz to 30 MHz	-45.80	-46.25	-46.71	-46.18	-39.02	-6.78
		30 MHz to 1 GHz	-44.62	-44.61	-44.54	-44.58	-29.02	-15.52
		1 GHz to 2.108 GHz	-30.59	-30.17	-30.18	-30.32	-19.02	-11.15
		2.182 GHz to 6 GHz	-28.22	-27.60	-27.92	-28.11	-19.02	-8.58
		6 GHz to 22 GHz	-28.01	-28.08	-28.05	-28.37	-19.02	-8.99
	1	9 kHz to 150 kHz	-52.29	-52.10	-52.16	-52.08	-49.02	-3.06
		150 kHz to 30 MHz	-45.34	-46.01	-45.50	-45.43	-39.02	-6.32
		30 MHz to 1 GHz	-44.63	-45.03	-44.87	-45.03	-29.02	-15.61
		1 GHz to 2.108 GHz	-30.56	-30.60	-30.92	-30.46	-19.02	-11.44
		2.182 GHz to 6 GHz	-27.99	-28.22	-28.16	-27.90	-19.02	-8.88
		6 GHz to 22 GHz	-27.17	-27.91	-28.01	-27.87	-19.02	-8.15



FCC ID: A3LRF4437D-25D		<b>MEASUREMENT REPORT</b>		<b>Approved by:</b> Technical Manager
<b>Test Report S/N:</b> 8K21071202-02-R2.A3L	<b>Test Dates:</b> 07/19/2021-08/18/2021	<b>EUT Type:</b> RRU(RF4437d)	Page 340 of 430	

	2	9 kHz to 150 kHz	-52.28	-52.19	-52.33	-52.41	-49.02	-3.17
		150 kHz to 30 MHz	-45.46	-45.79	-45.81	-45.75	-39.02	-6.44
		30 MHz to 1 GHz	-44.67	-44.57	-44.52	-44.50	-29.02	-15.48
		1 GHz to 2.108 GHz	-30.47	-30.74	-30.47	-30.07	-19.02	-11.05
		2.182 GHz to 6 GHz	-27.86	-28.28	-28.04	-28.01	-19.02	-8.84
		6 GHz to 22 GHz	-26.59	-26.84	-26.65	-27.07	-19.02	-7.57
	3	9 kHz to 150 kHz	-51.91	-51.74	-51.59	-51.76	-49.02	-2.57
		150 kHz to 30 MHz	-45.13	-45.34	-45.74	-45.38	-39.02	-6.11
		30 MHz to 1 GHz	-45.08	-44.82	-44.87	-44.85	-29.02	-15.80
		1 GHz to 2.108 GHz	-28.94	<b>-28.43</b>	-28.68	-28.81	-19.02	<b>-9.41</b>
		2.182 GHz to 6 GHz	-28.08	-27.97	-28.12	-27.97	-19.02	-8.95
		6 GHz to 22 GHz	-27.52	-27.68	-27.24	-27.54	-19.02	-8.22
High	0	9 kHz to 150 kHz	-52.55	-52.71	-52.86	-52.98	-49.02	-3.53
		150 kHz to 30 MHz	-46.58	-46.43	-46.37	-46.44	-39.02	-7.35
		30 MHz to 1 GHz	-44.51	-44.55	-44.43	-44.34	-29.02	-15.32
		1 GHz to 2.108 GHz	-30.03	-30.25	-30.10	-30.20	-19.02	-11.01
		2.182 GHz to 6 GHz	<b>-26.06</b>	-26.78	-27.32	-27.04	-19.02	<b>-7.04</b>
		6 GHz to 22 GHz	-28.45	-27.91	-27.90	-27.98	-19.02	-8.88
	1	9 kHz to 150 kHz	-52.06	-51.75	-52.30	-52.28	-49.02	-2.73
		150 kHz to 30 MHz	-46.23	-45.46	-46.05	-45.56	-39.02	-6.44
		30 MHz to 1 GHz	-45.04	-44.61	-44.82	-44.92	-29.02	-15.59
		1 GHz to 2.108 GHz	-30.52	-30.79	-30.59	-30.49	-19.02	-11.47
		2.182 GHz to 6 GHz	-27.94	-27.41	-27.78	-27.36	-19.02	-8.34
		6 GHz to 22 GHz	-28.05	-27.60	-27.64	-27.74	-19.02	-8.58
	2	9 kHz to 150 kHz	-52.39	-51.63	-51.94	-52.68	-49.02	-2.61
		150 kHz to 30 MHz	-45.74	-45.89	-45.65	-45.73	-39.02	-6.63
		30 MHz to 1 GHz	-44.62	-44.53	-44.54	-44.49	-29.02	-15.47
		1 GHz to 2.108 GHz	-30.31	-30.45	-30.58	-30.76	-19.02	-11.29
		2.182 GHz to 6 GHz	-27.12	-26.94	-27.83	-27.82	-19.02	-7.92
		6 GHz to 22 GHz	-26.65	<b>-26.13</b>	-26.75	-26.83	-19.02	<b>-7.11</b>
	3	9 kHz to 150 kHz	-51.75	-51.90	-51.99	-51.86	-49.02	-2.73
		150 kHz to 30 MHz	-45.54	-45.27	-45.35	-45.82	-39.02	-6.25
		30 MHz to 1 GHz	-45.06	-44.94	-44.81	-45.02	-29.02	-15.79
		1 GHz to 2.108 GHz	-28.85	-29.25	-28.59	-28.73	-19.02	-9.57
		2.182 GHz to 6 GHz	-26.58	-26.77	-26.91	-27.14	-19.02	-7.56
		6 GHz to 22 GHz	-27.58	-27.43	-27.39	-27.09	-19.02	-8.07

Table 7-233. Conducted Spurious Emission Summary Data (B66\_5M+20M\_2C)



FCC ID: A3LRF4437D-25D	 PCTEST ENGINEERING LABORATORY, INC.	MEASUREMENT REPORT		Approved by: Technical Manager
Test Report S/N: 8K21071202-02-R2.A3L	Test Dates: 07/19/2021-08/18/2021	EUT Type: RRU(RF4437d)		Page 341 of 430

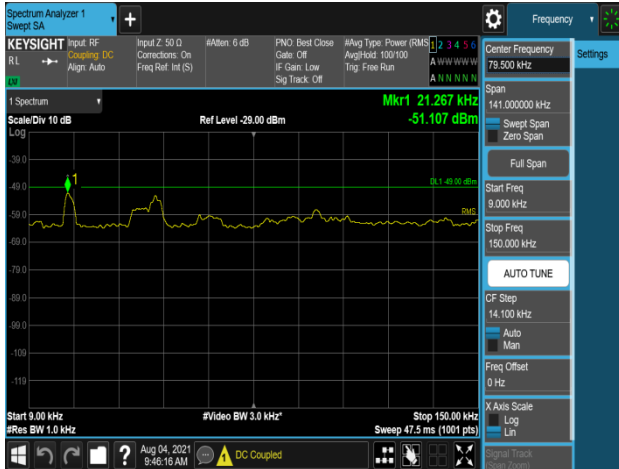
Channel	Port	Measurement Range	Level (dBm)				Limit (dBm)	Worst Margin (dB)
			QPSK	16QAM	64QAM	256QAM		
Low	0	9 kHz to 150 kHz	-53.12	-52.80	-52.68	-52.56	-49.02	-3.54
		150 kHz to 30 MHz	-46.85	-46.57	-46.58	-45.99	-39.02	-6.97
		30 MHz to 1 GHz	-44.44	-44.62	-44.45	-44.56	-29.02	-15.42
		1 GHz to 2.108 GHz	-29.55	-30.31	-29.64	-29.90	-19.02	-10.53
		2.182 GHz to 6 GHz	-27.93	-27.79	-28.07	-27.82	-19.02	-8.77
		6 GHz to 22 GHz	-27.92	-27.87	-28.39	-28.17	-19.02	-8.85
	1	9 kHz to 150 kHz	-52.22	<b>-51.79</b>	-51.87	-51.82	-49.02	<b>-2.77</b>
		150 kHz to 30 MHz	-45.62	-45.49	-45.59	-45.79	-39.02	-6.47
		30 MHz to 1 GHz	-44.63	-44.95	-44.84	-44.94	-29.02	-15.61
		1 GHz to 2.108 GHz	-30.05	-29.89	-30.18	-30.21	-19.02	-10.87
		2.182 GHz to 6 GHz	-28.17	-28.23	-28.24	-28.06	-19.02	-9.04
		6 GHz to 22 GHz	-27.57	-27.94	-27.78	-27.84	-19.02	-8.55
	2	9 kHz to 150 kHz	-52.16	-52.07	-52.30	-52.25	-49.02	-3.05
		150 kHz to 30 MHz	-45.69	-45.47	-45.52	-45.83	-39.02	-6.45
		30 MHz to 1 GHz	<b>-44.26</b>	-44.55	-44.44	-44.48	-29.02	<b>-15.24</b>
		1 GHz to 2.108 GHz	-29.92	-30.16	-29.37	-30.23	-19.02	-10.35
		2.182 GHz to 6 GHz	-28.12	-28.35	-28.37	-27.95	-19.02	-8.93
		6 GHz to 22 GHz	-26.62	-26.29	-26.94	-26.79	-19.02	-7.27
	3	9 kHz to 150 kHz	-52.39	-52.11	-52.05	-52.05	-49.02	-3.03
		150 kHz to 30 MHz	-45.82	-45.53	-45.99	-45.49	-39.02	-6.47
		30 MHz to 1 GHz	-44.90	-44.95	-44.78	-44.83	-29.02	-15.76
		1 GHz to 2.108 GHz	-28.66	-28.47	-28.74	-28.88	-19.02	-9.45
		2.182 GHz to 6 GHz	-28.31	-28.15	-27.99	-28.15	-19.02	-8.97
		6 GHz to 22 GHz	-27.53	-27.97	-27.83	-27.35	-19.02	-8.33
Middle	0	9 kHz to 150 kHz	-52.43	-52.65	-52.95	-52.85	-49.02	-3.41
		150 kHz to 30 MHz	-46.28	-46.48	-46.65	-46.60	-39.02	-7.26
		30 MHz to 1 GHz	-44.57	-44.39	-44.48	-44.44	-29.02	-15.37
		1 GHz to 2.108 GHz	-30.58	-30.24	-30.40	-30.10	-19.02	-11.08
		2.182 GHz to 6 GHz	-27.87	-27.65	-28.10	-28.15	-19.02	-8.63
		6 GHz to 22 GHz	-28.13	-28.40	-27.70	-27.51	-19.02	-8.49
	1	9 kHz to 150 kHz	-52.63	-52.34	-52.28	-52.27	-49.02	-3.25
		150 kHz to 30 MHz	-45.60	-45.57	<b>-45.24</b>	-45.43	-39.02	<b>-6.22</b>
		30 MHz to 1 GHz	-44.68	-44.88	-44.88	-45.00	-29.02	-15.66
		1 GHz to 2.108 GHz	-31.12	-30.90	-31.07	-30.93	-19.02	-11.88
		2.182 GHz to 6 GHz	-27.95	-24.44	-28.22	-28.09	-19.02	-5.42
		6 GHz to 22 GHz	-27.80	-27.61	-27.69	-28.01	-19.02	-8.59

FCC ID: A3LRF4437D-25D	 PCTEST ENGINEERING LABORATORY, INC.	MEASUREMENT REPORT		Approved by: Technical Manager
Test Report S/N: 8K21071202-02-R2.A3L	Test Dates: 07/19/2021-08/18/2021	EUT Type: RRU(RF4437d)		Page 342 of 430

	2	9 kHz to 150 kHz	-52.19	-52.46	-52.58	-52.27	-49.02	-3.17
		150 kHz to 30 MHz	-45.86	-45.68	-45.47	-45.58	-39.02	-6.45
		30 MHz to 1 GHz	-44.36	-44.54	-44.49	-44.30	-29.02	-15.28
		1 GHz to 2.108 GHz	-30.96	-30.90	-30.72	-30.66	-19.02	-11.64
		2.182 GHz to 6 GHz	-27.78	-25.44	-27.82	-28.03	-19.02	-6.42
		6 GHz to 22 GHz	-26.28	-26.66	<b>-26.25</b>	-26.62	-19.02	<b>-7.23</b>
	3	9 kHz to 150 kHz	-52.17	-52.44	-52.01	-52.30	-49.02	-2.99
		150 kHz to 30 MHz	-45.55	-45.46	-45.89	-45.55	-39.02	-6.44
		30 MHz to 1 GHz	-44.82	-44.95	-44.88	-44.57	-29.02	-15.55
		1 GHz to 2.108 GHz	-29.00	-28.53	-28.66	<b>-28.24</b>	-19.02	<b>-9.22</b>
		2.182 GHz to 6 GHz	-26.87	-27.22	-28.28	-26.69	-19.02	-7.67
		6 GHz to 22 GHz	-27.59	-26.87	-27.25	-27.15	-19.02	-7.85
High	0	9 kHz to 150 kHz	-52.83	-52.74	-52.82	-52.63	-49.02	-3.61
		150 kHz to 30 MHz	-46.19	-46.41	-46.52	-46.12	-39.02	-7.10
		30 MHz to 1 GHz	-44.54	-44.36	-44.47	-44.54	-29.02	-15.34
		1 GHz to 2.108 GHz	-29.45	-28.93	-29.30	-29.07	-19.02	-9.91
		2.182 GHz to 6 GHz	-27.73	-23.37	-26.95	<b>-22.79</b>	-19.02	<b>-3.77</b>
		6 GHz to 22 GHz	-28.21	-28.04	-28.22	-28.34	-19.02	-9.02
	1	9 kHz to 150 kHz	-52.52	-52.32	-52.03	-51.87	-49.02	-2.85
		150 kHz to 30 MHz	-45.54	-45.45	-45.27	-45.66	-39.02	-6.25
		30 MHz to 1 GHz	-44.91	-44.82	-44.80	-44.92	-29.02	-15.78
		1 GHz to 2.108 GHz	-29.47	-28.96	-29.45	-29.18	-19.02	-9.94
		2.182 GHz to 6 GHz	-28.16	-27.16	-27.31	-26.57	-19.02	-7.55
		6 GHz to 22 GHz	-27.95	-27.40	-27.59	-27.62	-19.02	-8.38
	2	9 kHz to 150 kHz	-52.52	-52.14	-52.32	-52.34	-49.02	-3.12
		150 kHz to 30 MHz	-46.11	-45.78	-45.98	-45.96	-39.02	-6.76
		30 MHz to 1 GHz	-44.47	-44.43	-44.52	-44.48	-29.02	-15.41
		1 GHz to 2.108 GHz	-29.86	-29.36	-29.37	-29.47	-19.02	-10.34
		2.182 GHz to 6 GHz	-26.84	-26.94	-26.59	-27.26	-19.02	-7.57
		6 GHz to 22 GHz	-26.29	-26.57	-26.78	-26.76	-19.02	-7.27
	3	9 kHz to 150 kHz	-52.42	-52.18	-52.21	-52.31	-49.02	-3.16
		150 kHz to 30 MHz	-45.49	-45.44	-45.44	-45.75	-39.02	-6.42
		30 MHz to 1 GHz	-44.79	-44.83	-44.92	-44.89	-29.02	-15.77
		1 GHz to 2.108 GHz	-28.63	-28.51	-28.54	-29.07	-19.02	-9.49
		2.182 GHz to 6 GHz	-26.04	-26.92	-26.43	-26.35	-19.02	-7.02
		6 GHz to 22 GHz	-27.35	-27.06	-27.36	-26.76	-19.02	-7.74

**Table 7-234. Conducted Spurious Emission Summary Data (B66\_20M+20M\_2C)**

FCC ID: A3LRF4437D-25D	 PCTEST ENGINEERING LABORATORY, INC.	MEASUREMENT REPORT		Approved by: Technical Manager
Test Report S/N: 8K21071202-02-R2.A3L	Test Dates: 07/19/2021-08/18/2021	EUT Type: RRU(RF4437d)		Page 343 of 430



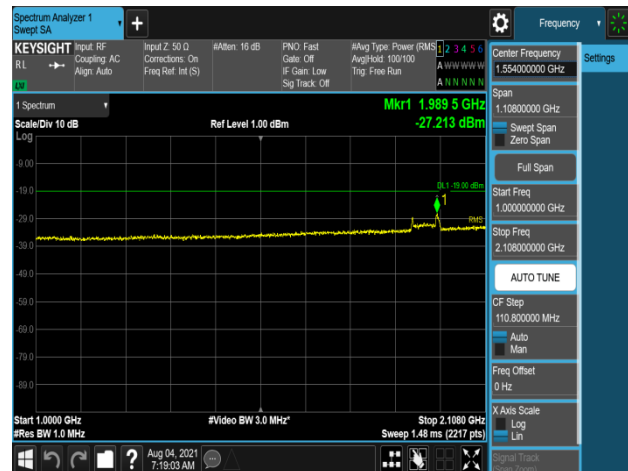
Plot 7-1111. Conducted Spurious Emission Plot  
9 kHz to 150 kHz  
(B66\_5M+5M\_2C\_64QAM – High Channel, Port 1)



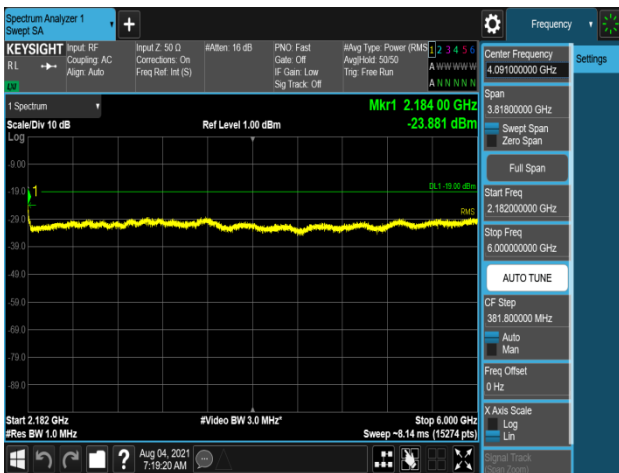
Pot 7-1112. Conducted Spurious Emission Plot  
150 kHz to 30 MHz  
(B66\_5M+5M\_2C\_16QAM - Mid Channel, Port 1)



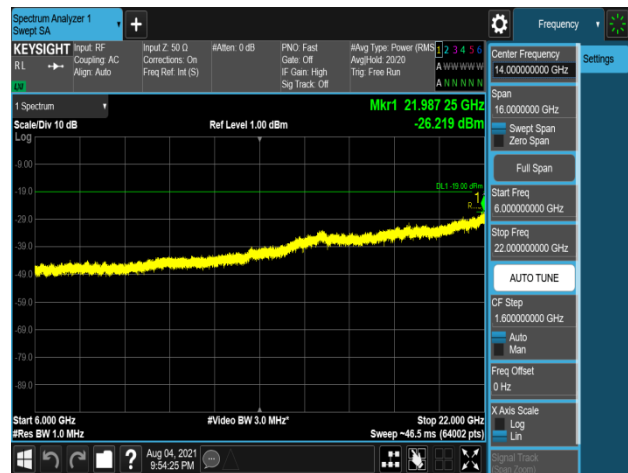
Plot 7-1113. Conducted Spurious Emission Plot  
30 MHz to 1 GHz  
(B66\_5M+5M\_2C\_QPSK - Low Channel, Port 0)



Plot 7-1114. Conducted Spurious Emission Plot  
1 GHz to 2.108 GHz  
(B66\_5M+5M\_2C\_256QAM - High Channel, Port 0)



Plot 7-1115. Conducted Spurious Emission Plot  
2.182 GHz to 6 GHz  
(B66\_5M+5M\_2C\_256QAM - High Channel, Port 0)



Plot 7-1116. Conducted Spurious Emission Plot  
6 GHz to 22 GHz  
(B66\_5M+5M\_2C\_QPSK - Low Channel, Port 2)

FCC ID: A3LRF4437D-25D		MEASUREMENT REPORT		Approved by: Technical Manager
Test Report S/N: 8K21071202-02-R2.A3L	Test Dates: 07/19/2021-08/18/2021	EUT Type: RRU(RF4437d)		Page 344 of 430