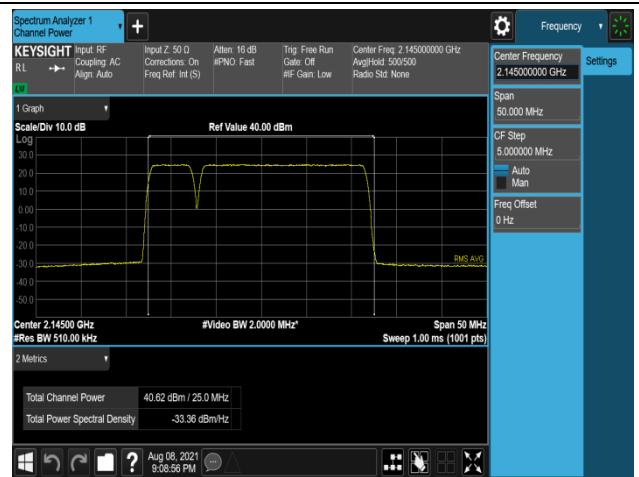
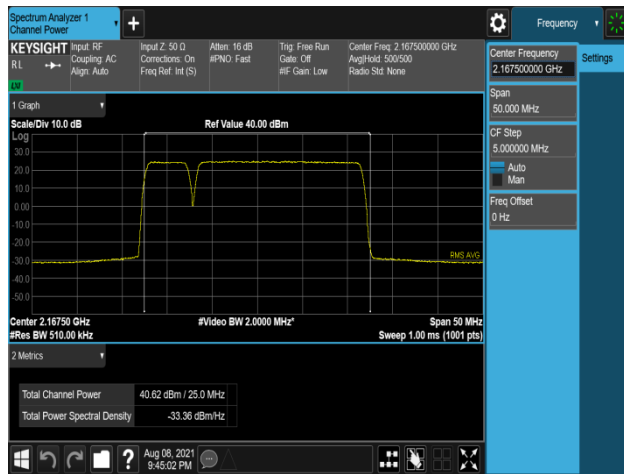


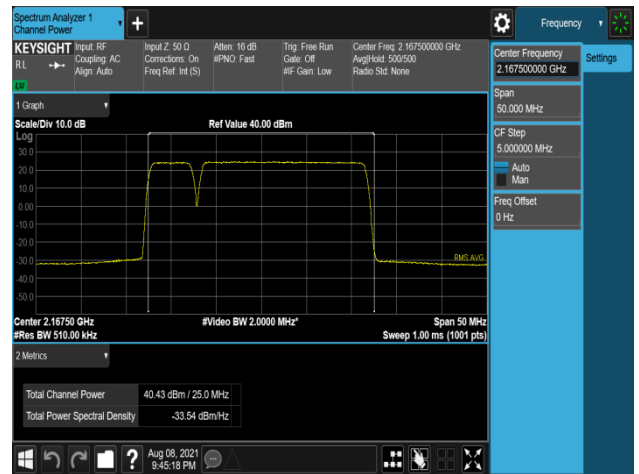
Plot 7-439. Conducted Average Output Power Plot (B66_5M+20M_2C_64QAM - Mid Channel, Port 2)



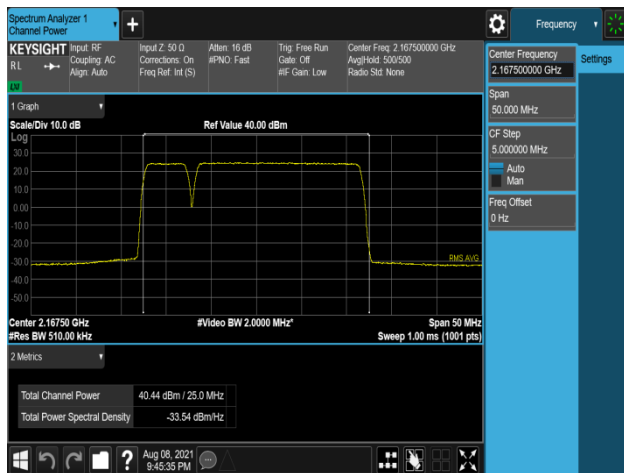
Plot 7-440. Conducted Average Output Power Plot (B66_5M+20M_2C_64QAM - Mid Channel, Port 3)



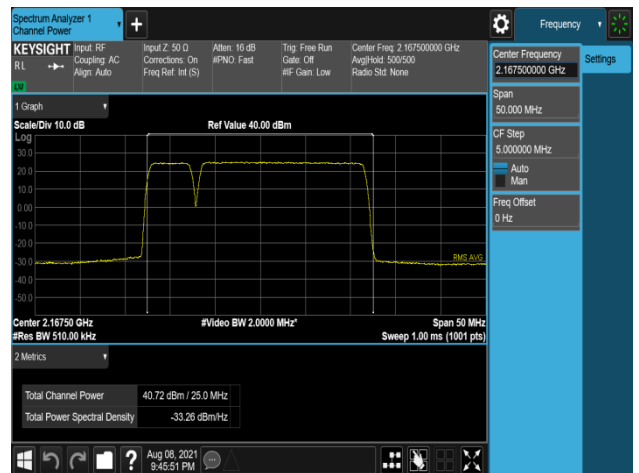
Plot 7-441. Conducted Average Output Power Plot (B66_5M+20M_2C_64QAM - High Channel, Port 0)





Plot 7-442. Conducted Average Output Power Plot (B66_5M+20M_2C_64QAM - High Channel, Port 1)

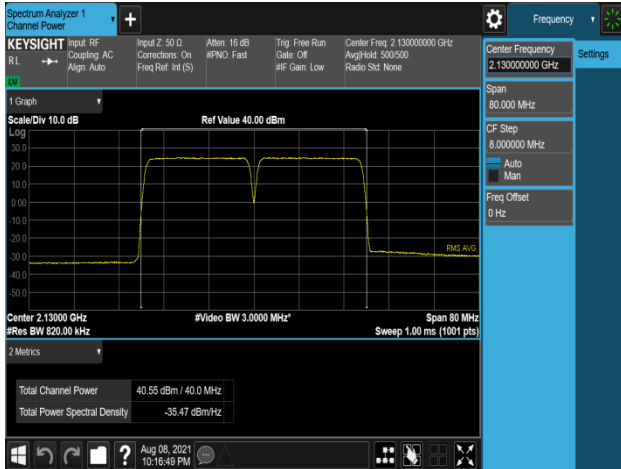


Plot 7-443. Conducted Average Output Power Plot (B66_5M+20M_2C_64QAM - High Channel, Port 2)

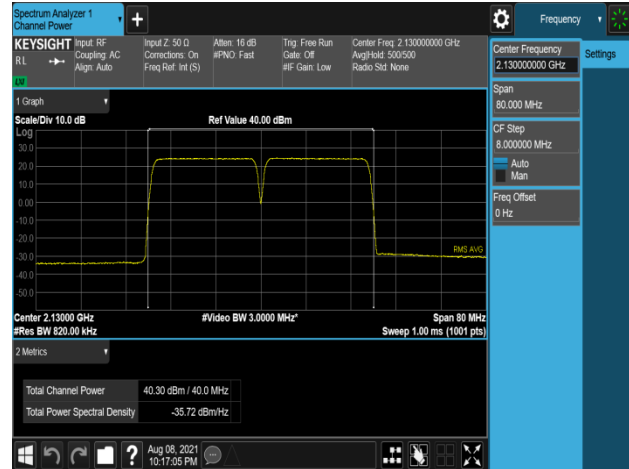


Plot 7-444. Conducted Average Output Power Plot (B66_5M+20M_2C_64QAM - High Channel, Port 3)

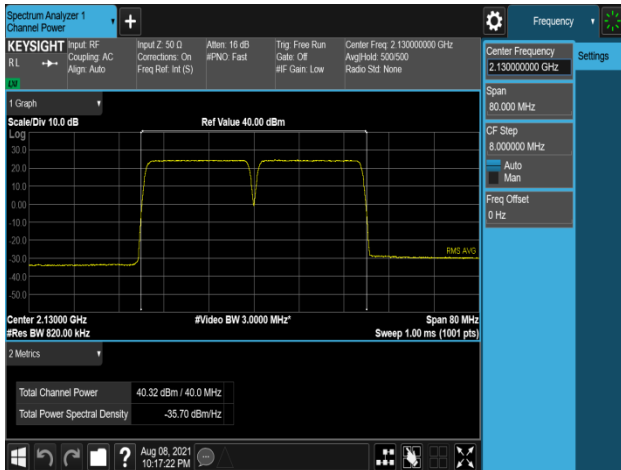
FCC ID: A3LRF4437D-25D		MEASUREMENT REPORT		Approved by: Technical Manager
Test Report S/N: 8K21071202-02-R2.A3L	Test Dates: 07/19/2021-08/18/2021	EUT Type: RRU(RF4437d)		Page 121 of 430



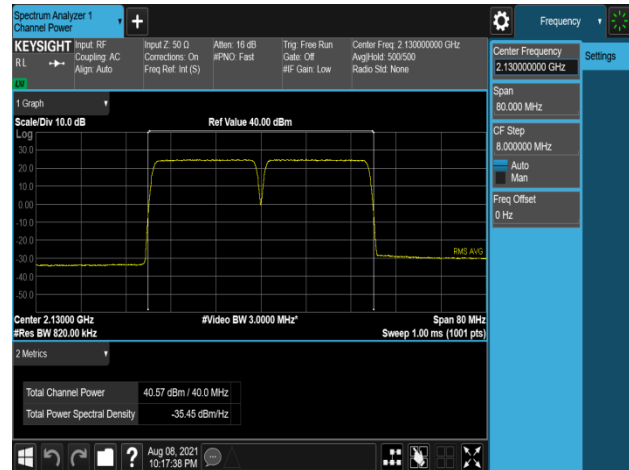
Plot 7-445. Conducted Average Output Power Plot (B66_20M+20M_2C_QPSK - Low Channel, Port 0)



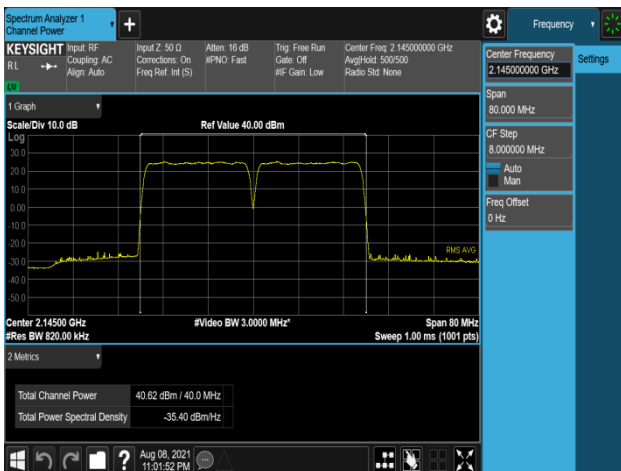
Plot 7-446. Conducted Average Output Power Plot (B66_20M+20M_2C_QPSK - Low Channel, Port 1)



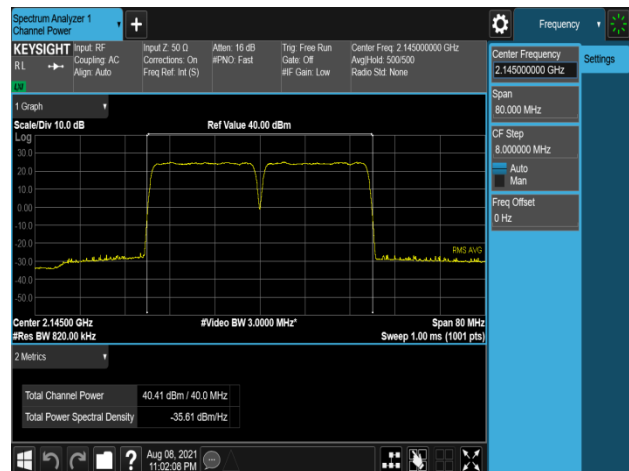
Plot 7-447. Conducted Average Output Power Plot (B66_20M+20M_2C_QPSK - Low Channel, Port 2)





Plot 7-448. Conducted Average Output Power Plot (B66_20M+20M_2C_QPSK - Low Channel, Port 3)

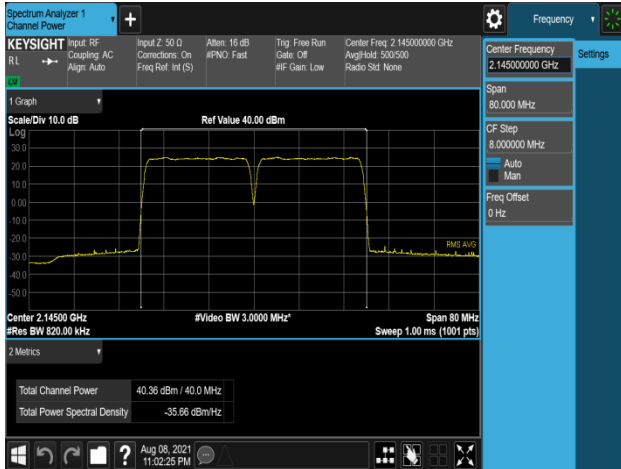


Plot 7-449. Conducted Average Output Power Plot (B66_20M+20M_2C_16QAM - Mid Channel, Port 0)

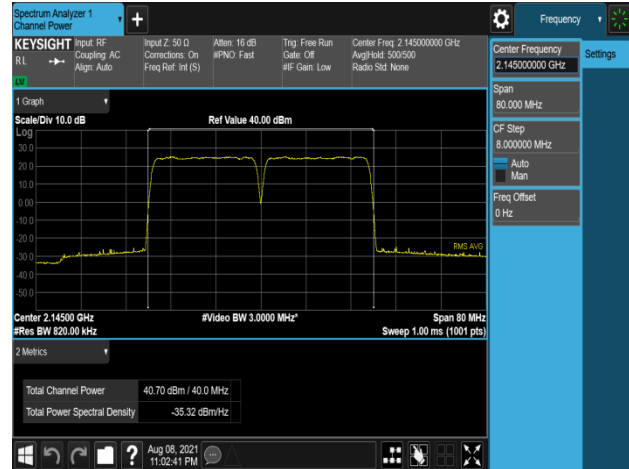


Plot 7-450. Conducted Average Output Power Plot (B66_20M+20M_2C_16QAM - Mid Channel, Port 1)

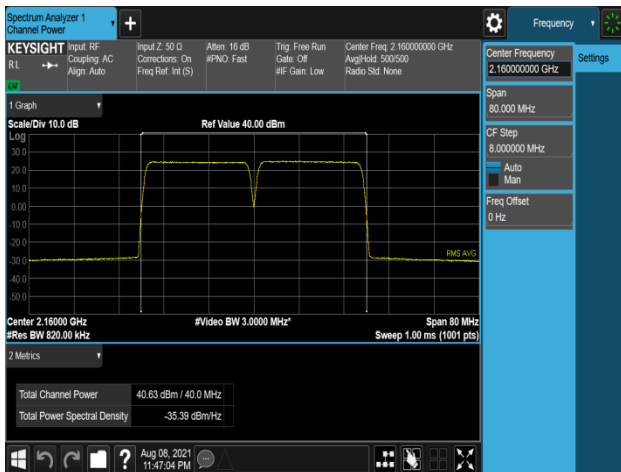
FCC ID: A3LRF4437D-25D		MEASUREMENT REPORT		Approved by: Technical Manager
Test Report S/N: 8K21071202-02-R2.A3L	Test Dates: 07/19/2021-08/18/2021	EUT Type: RRU(RF4437d)		Page 122 of 430



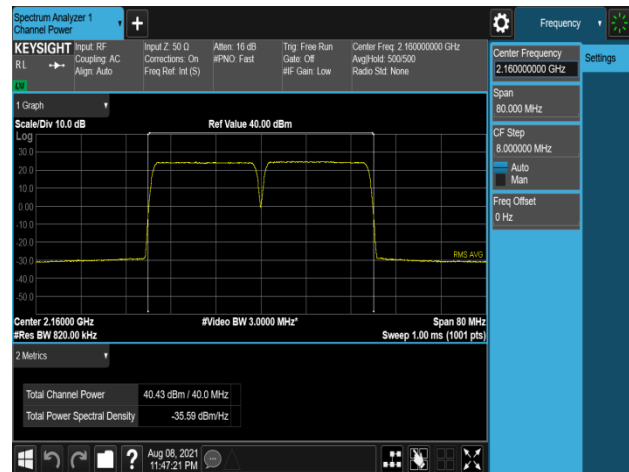
Plot 7-451. Conducted Average Output Power Plot (B66_20M+20M_2C_16QAM – Mid Channel, Port 2)



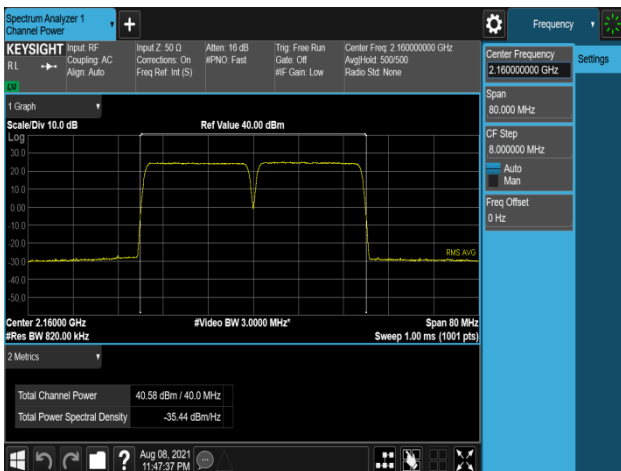
Plot 7-452. Conducted Average Output Power Plot (B66_20M+20M_2C_16QAM – Mid Channel, Port 3)



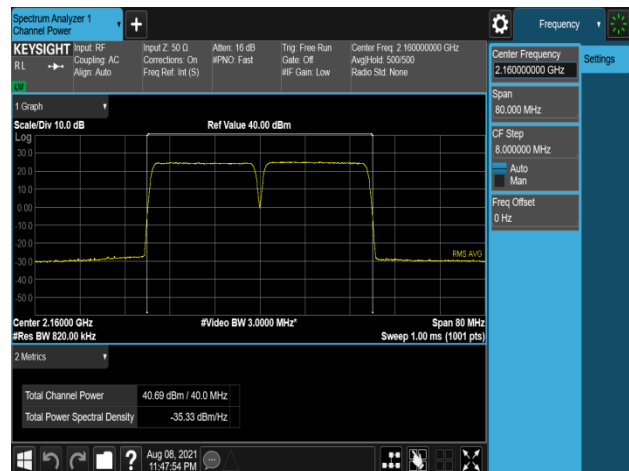
Plot 7-453. Conducted Average Output Power Plot (B66_20M+20M_2C_64QAM – High Channel, Port 0)



Plot 7-454. Conducted Average Output Power Plot (B66_20M+20M_2C_64QAM – High Channel, Port 1)



Plot 7-455. Conducted Average Output Power Plot (B66_20M+20M_2C_64QAM – High Channel, Port 2)



Plot 7-456. Conducted Average Output Power Plot (B66_20M+20M_2C_64QAM – High Channel, Port 3)

FCC ID: A3LRF4437D-25D		MEASUREMENT REPORT		Approved by: Technical Manager
Test Report S/N: 8K21071202-02-R2.A3L	Test Dates: 07/19/2021-08/18/2021	EUT Type: RRU(RF4437d)		Page 123 of 430

Low Channel	Port	QPSK	16QAM	64QAM	256QAM
Conducted Average Power (dBm)	0	40.41	40.50	40.45	40.48
	1	40.09	40.17	40.09	40.15
	2	40.19	40.21	40.17	40.23
	3	40.38	40.51	40.39	40.41
Total MIMO Conducted Power (mW)		42561.06	43360.86	42639.91	43053.98
Total MIMO Conducted Power (dBm)		46.29	46.37	46.30	46.34



Table 7-72. Conducted Average Output Power Table (B66_5M+5M+5M_3C - Low Channel)

Middle Channel	Port	QPSK	16QAM	64QAM	256QAM
Conducted Average Power (dBm)	0	40.53	40.58	40.52	40.59
	1	40.30	40.37	40.37	40.33
	2	40.30	40.33	40.33	40.42
	3	40.58	40.56	40.57	40.57
Total MIMO Conducted Power (mW)		44157.13	44483.82	44353.24	44662.49
Total MIMO Conducted Power (dBm)		46.45	46.48	46.47	46.50

Table 7-73. Conducted Average Output Power Table (B66_5M+5M+5M_3C - Middle Channel)

High Channel	Port	QPSK	16QAM	64QAM	256QAM
Conducted Average Power (dBm)	0	40.60	40.67	40.65	40.58
	1	40.47	40.44	40.44	40.43
	2	40.48	40.52	40.45	40.45
	3	40.70	40.64	40.75	40.72
Total MIMO Conducted Power (mW)		45542.09	45594.08	45657.49	45364.52
Total MIMO Conducted Power (dBm)		46.58	46.59	46.60	46.57

Table 7-74. Conducted Average Output Power Table (B66_5M+5M+5M_3C - High Channel)

FCC ID: A3LRF4437D-25D	 PCTEST ENGINEERING LABORATORY, INC.	MEASUREMENT REPORT		Approved by: Technical Manager
Test Report S/N: 8K21071202-02-R2.A3L	Test Dates: 07/19/2021-08/18/2021	EUT Type: RRU(RF4437d)	Page 124 of 430	

Low Channel	Port	QPSK	16QAM	64QAM	256QAM
Conducted Average Power (dBm)	0	40.54	40.44	40.51	40.48
	1	40.15	40.19	40.27	40.19
	2	40.21	40.21	40.25	40.25
	3	40.47	40.54	40.51	40.51
Total MIMO Conducted Power (mW)		43313.79	43332.87	43726.07	43454.42
Total MIMO Conducted Power (dBm)		46.37	46.37	46.41	46.38



Table 7-75. Conducted Average Output Power Table (B66_5M+5M+20M_3C - Low Channel)

Middle Channel	Port	QPSK	16QAM	64QAM	256QAM
Conducted Average Power (dBm)	0	40.61	40.55	40.55	40.47
	1	40.27	40.28	40.36	40.38
	2	40.30	40.32	40.32	40.25
	3	40.53	40.61	40.59	40.56
Total MIMO Conducted Power (mW)		44162.59	44288.73	44434.15	44026.16
Total MIMO Conducted Power (dBm)		46.45	46.46	46.48	46.44

Table 7-76. Conducted Average Output Power Table (B66_5M+5M+20M_3C - Middle Channel)

High Channel	Port	QPSK	16QAM	64QAM	256QAM
Conducted Average Power (dBm)	0	40.66	40.59	40.61	40.64
	1	40.37	40.49	40.44	40.42
	2	40.44	40.40	40.47	40.49
	3	40.70	40.71	40.71	40.69
Total MIMO Conducted Power (mW)		45345.77	45390.35	45493.25	45519.50
Total MIMO Conducted Power (dBm)		46.57	46.57	46.58	46.58

Table 7-77. Conducted Average Output Power Table (B66_5M+5M+20M_3C - High Channel)

FCC ID: A3LRF4437D-25D	 PCTEST ENGINEERING LABORATORY, INC.	MEASUREMENT REPORT		Approved by: Technical Manager
Test Report S/N: 8K21071202-02-R2.A3L	Test Dates: 07/19/2021-08/18/2021	EUT Type: RRU(RF4437d)		Page 125 of 430

Low Channel	Port	QPSK	16QAM	64QAM	256QAM
Conducted Average Power (dBm)	0	40.52	40.44	40.47	40.47
	1	40.24	40.18	40.14	40.20
	2	40.22	40.20	40.21	40.21
	3	40.36	40.45	40.43	40.45
Total MIMO Conducted Power (mW)		43224.02	43052.45	43006.77	43201.40
Total MIMO Conducted Power (dBm)		46.36	46.34	46.34	46.35



Table 7-78. Conducted Average Output Power Table (B66_5M+15M+20M_3C - Low Channel)

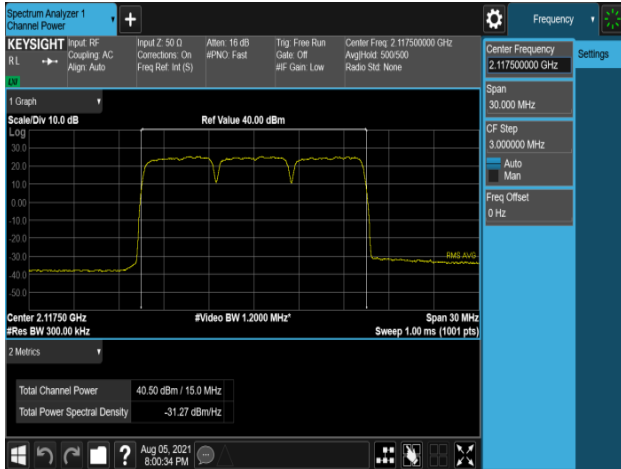
Middle Channel	Port	QPSK	16QAM	64QAM	256QAM
Conducted Average Power (dBm)	0	40.70	40.55	40.50	40.55
	1	40.31	40.29	40.26	40.31
	2	40.25	40.26	40.33	40.30
	3	40.56	40.54	40.51	40.67
Total MIMO Conducted Power (mW)		44457.68	43981.62	43872.66	44473.29
Total MIMO Conducted Power (dBm)		46.48	46.43	46.42	46.48

Table 7-79. Conducted Average Output Power Table (B66_5M+15M+20M_3C - Middle Channel)

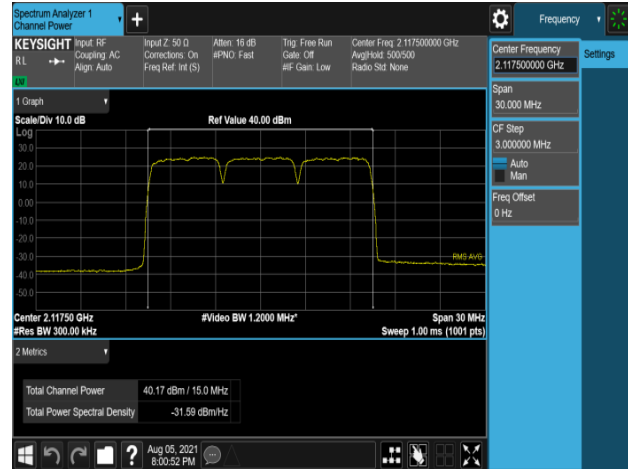
High Channel	Port	QPSK	16QAM	64QAM	256QAM
Conducted Average Power (dBm)	0	40.69	40.63	40.62	40.61
	1	40.47	40.46	40.35	40.41
	2	40.44	40.42	40.43	40.38
	3	40.62	40.67	40.71	40.63
Total MIMO Conducted Power (mW)		45465.67	45361.93	45190.65	44973.59
Total MIMO Conducted Power (dBm)		46.58	46.57	46.55	46.53

Table 7-80. Conducted Average Output Power Table (B66_5M+15M+20M_3C - High Channel)

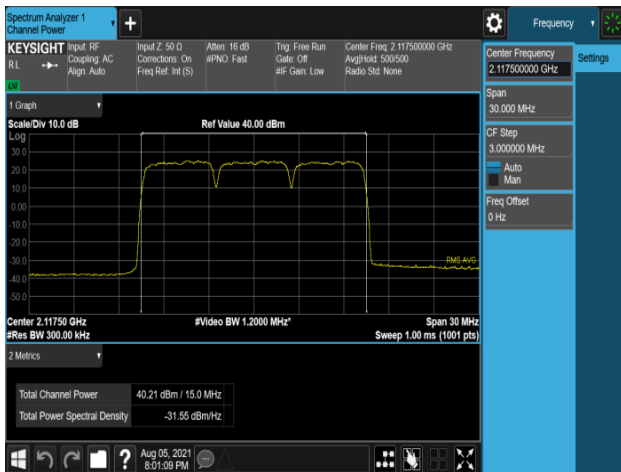
FCC ID: A3LRF4437D-25D	 PCTEST ENGINEERING LABORATORY, INC.	MEASUREMENT REPORT		Approved by: Technical Manager
Test Report S/N: 8K21071202-02-R2.A3L	Test Dates: 07/19/2021-08/18/2021	EUT Type: RRU(RF4437d)	Page 126 of 430	



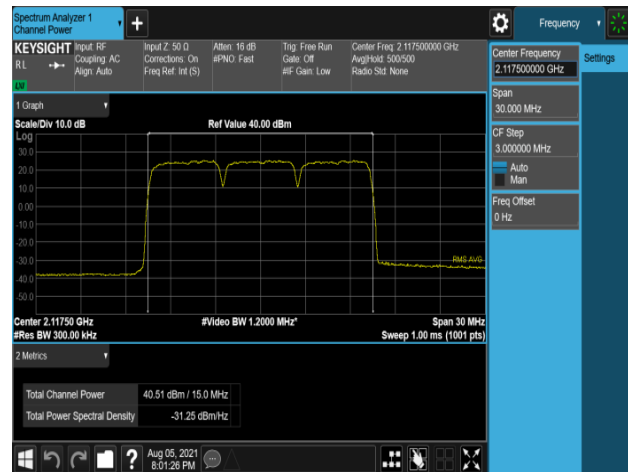
Plot 7-457. Conducted Average Output Power Plot (B66_5M+5M+5M_3C_16QAM - Low Channel, Port 0)



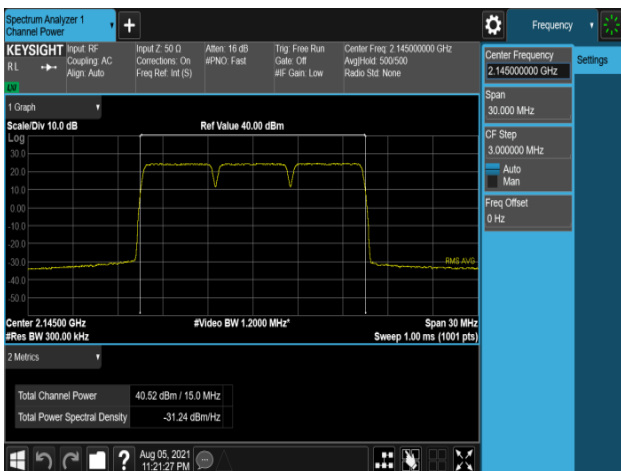
Plot 7-458. Conducted Average Output Power Plot (B66_5M+5M+5M_3C_16QAM - Low Channel, Port 1)



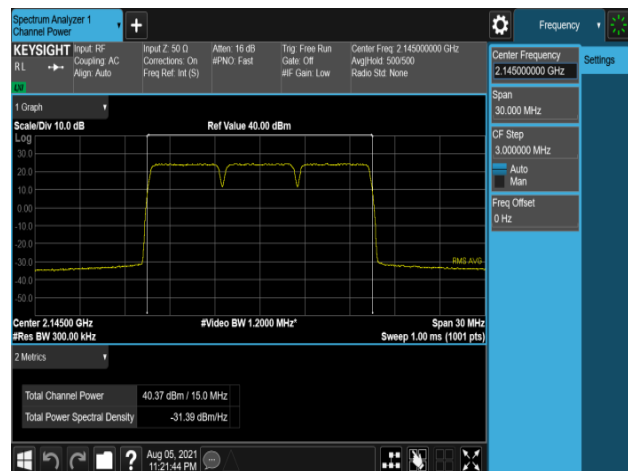
Plot 7-459. Conducted Average Output Power Plot (B66_5M+5M+5M_3C_16QAM - Low Channel, Port 2)



Plot 7-460. Conducted Average Output Power Plot (B66_5M+5M+5M_3C_16QAM - Low Channel, Port 3)

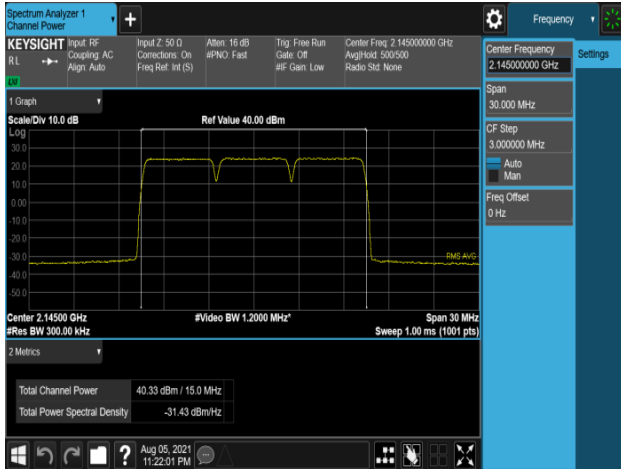


Plot 7-461. Conducted Average Output Power Plot (B66_5M+5M+5M_3C_64QAM - Mid Channel, Port 0)

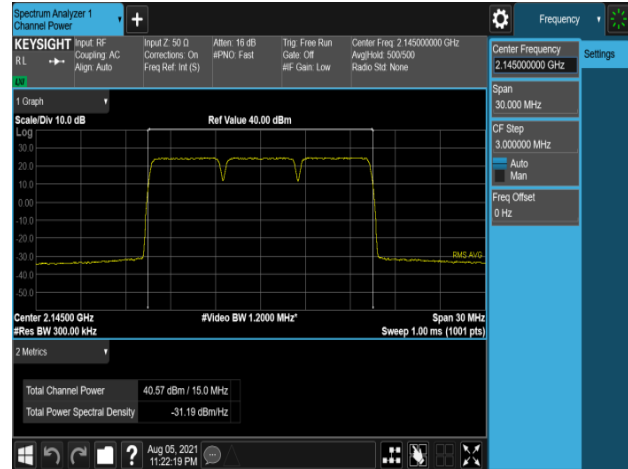


Plot 7-462. Conducted Average Output Power Plot (B66_5M+5M+5M_3C_64QAM - Mid Channel, Port 1)

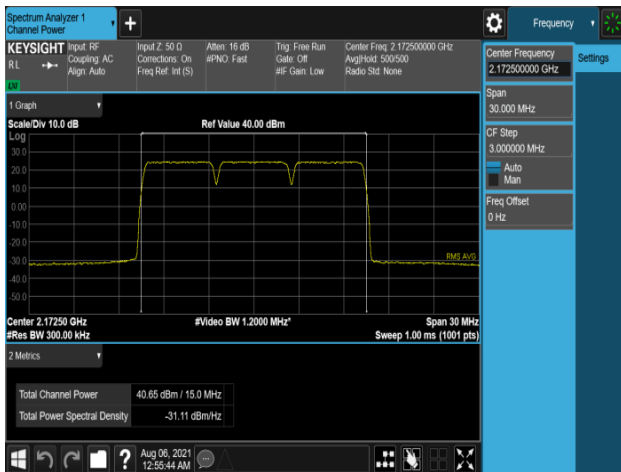
FCC ID: A3LRF4437D-25D		MEASUREMENT REPORT		Approved by: Technical Manager
Test Report S/N: 8K21071202-02-R2.A3L	Test Dates: 07/19/2021-08/18/2021	EUT Type: RRU(RF4437d)		Page 127 of 430



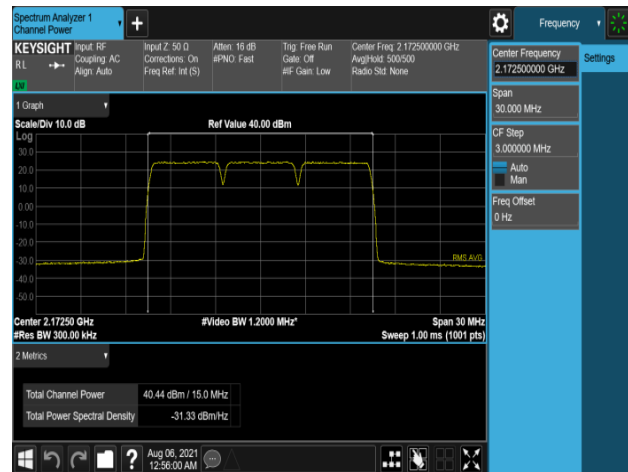
Plot 7-463. Conducted Average Output Power Plot (B66_5M+5M+5M_3C_64QAM - Mid Channel, Port 2)



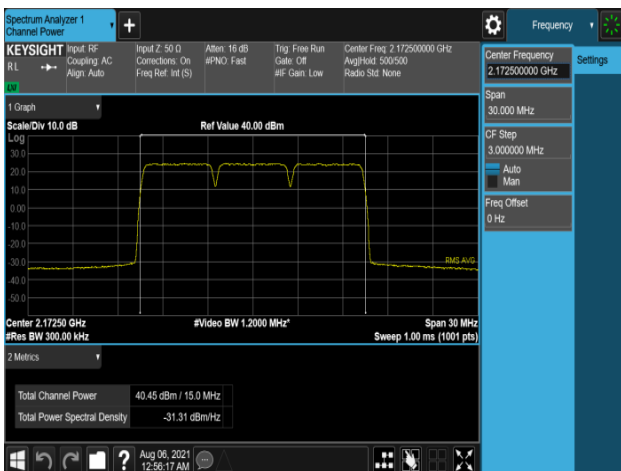
Plot 7-464. Conducted Average Output Power Plot (B66_5M+5M+5M_3C_64QAM - Mid Channel, Port 3)



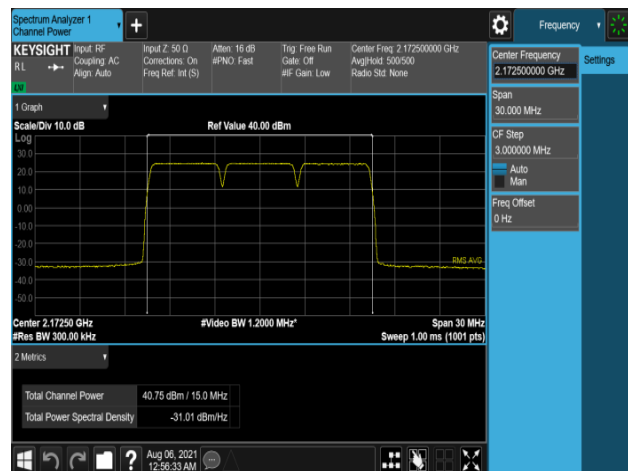
Plot 7-465. Conducted Average Output Power Plot (B66_5M+5M+5M_3C_64QAM - High Channel, Port 0)



Plot 7-466. Conducted Average Output Power Plot (B66_5M+5M+5M_3C_64QAM - High Channel, Port 1)

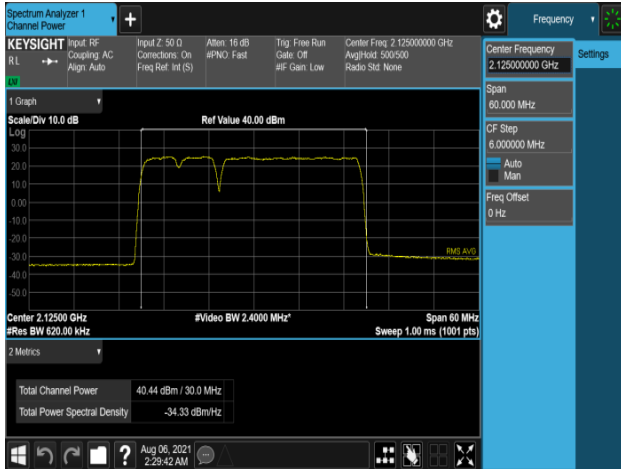


Plot 7-467. Conducted Average Output Power Plot (B66_5M+5M+5M_3C_64QAM - High Channel, Port 2)

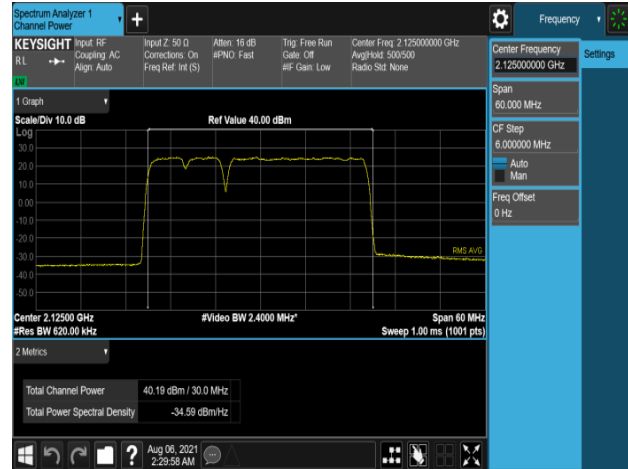


Plot 7-468. Conducted Average Output Power Plot (B66_5M+5M+5M_3C_64QAM - High Channel, Port 3)

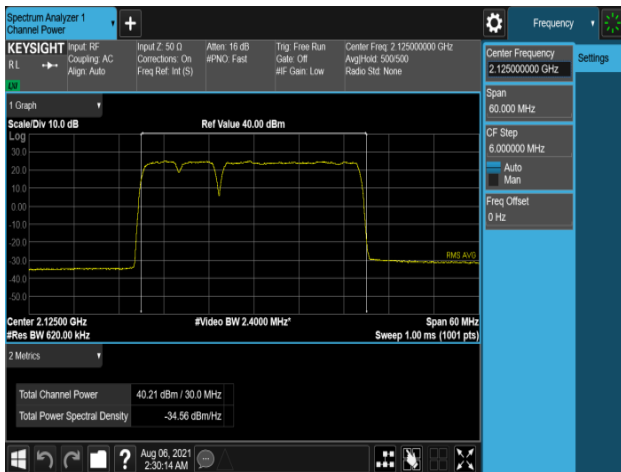
FCC ID: A3LRF4437D-25D		MEASUREMENT REPORT		Approved by: Technical Manager
Test Report S/N: 8K21071202-02-R2.A3L	Test Dates: 07/19/2021-08/18/2021	EUT Type: RRU(RF4437d)		Page 128 of 430



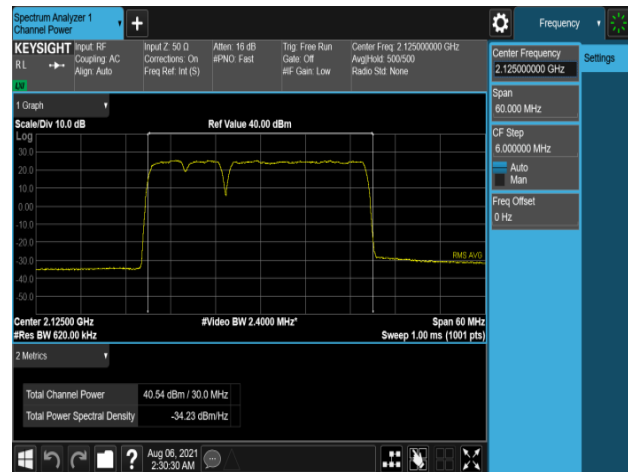
Plot 7-469. Conducted Average Output Power Plot (B66_5M+5M+20M_3C_16QAM - Low Channel, Port 0)



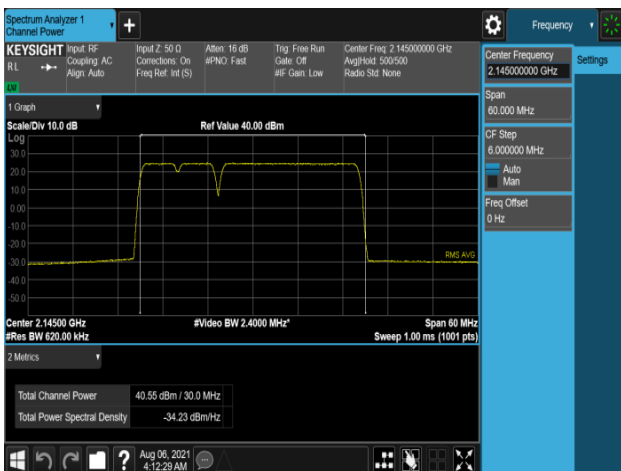
Plot 7-470. Conducted Average Output Power Plot (B66_5M+5M+20M_3C_16QAM - Low Channel, Port 1)



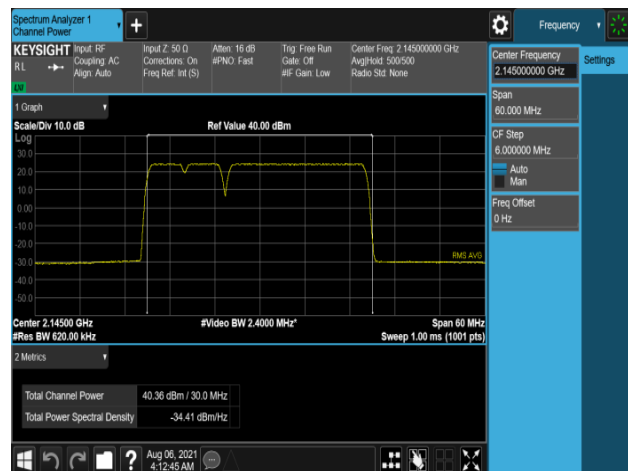
Plot 7-471. Conducted Average Output Power Plot (B66_5M+5M+20M_3C_16QAM - Low Channel, Port 2)



Plot 7-472. Conducted Average Output Power Plot (B66_5M+5M+20M_3C_16QAM - Low Channel, Port 3)

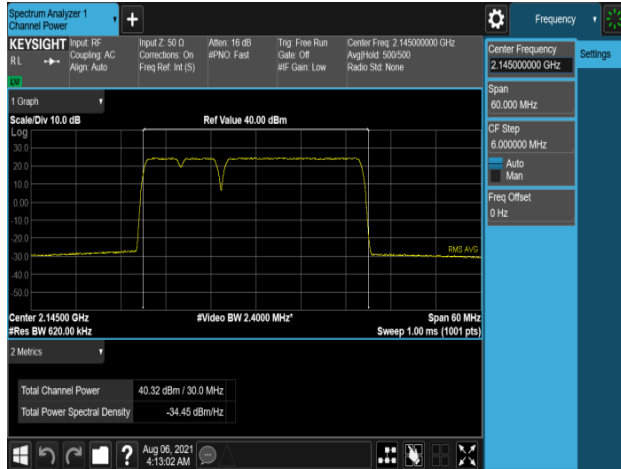


Plot 7-473. Conducted Average Output Power Plot (B66_5M+5M+20M_3C_64QAM - Mid Channel, Port 0)

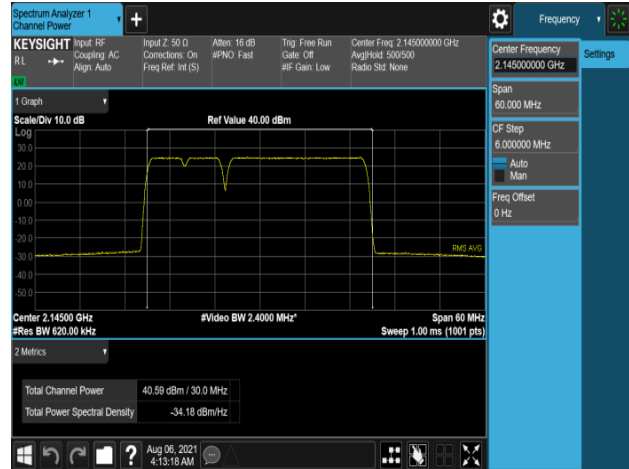


Plot 7-474. Conducted Average Output Power Plot (B66_5M+5M+20M_3C_64QAM - Mid Channel, Port 1)

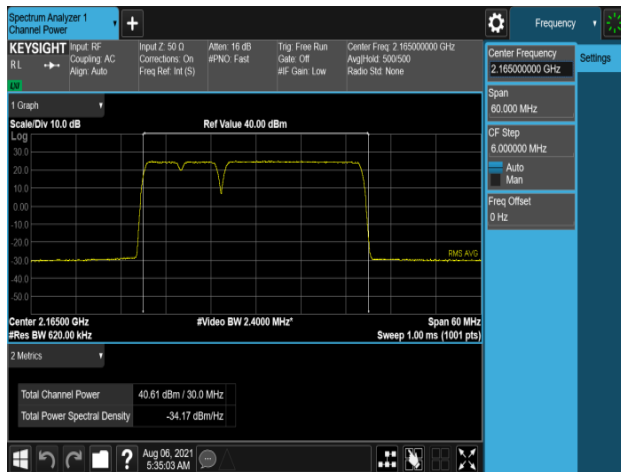
FCC ID: A3LRF4437D-25D		MEASUREMENT REPORT		Approved by: Technical Manager
Test Report S/N: 8K21071202-02-R2.A3L	Test Dates: 07/19/2021-08/18/2021	EUT Type: RRU(RF4437d)		Page 129 of 430



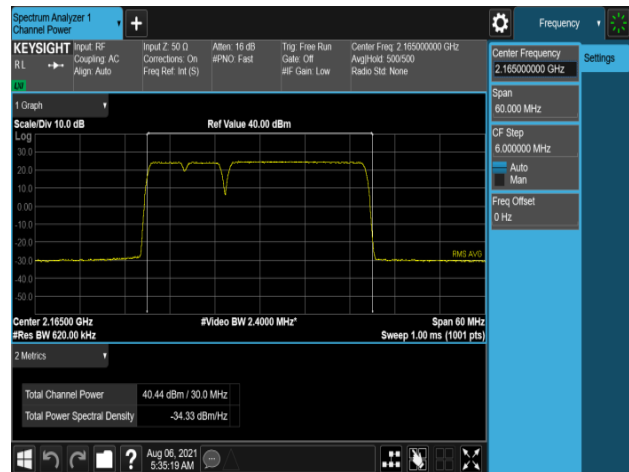
Plot 7-475. Conducted Average Output Power Plot (B66_5M+5M+20M_3C_64QAM - Mid Channel, Port 2)



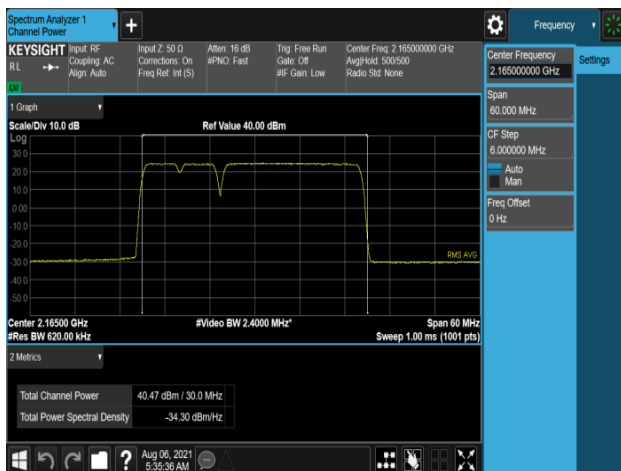
Plot 7-476. Conducted Average Output Power Plot (B66_5M+5M+20M_3C_64QAM - Mid Channel, Port 3)



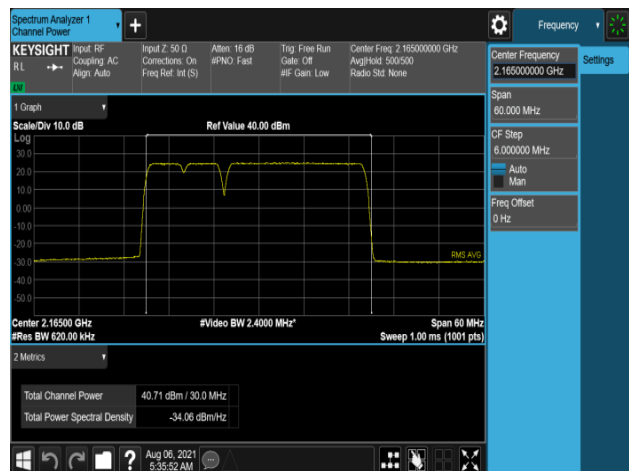
Plot 7-477. Conducted Average Output Power Plot (B66_5M+5M+20M_3C_64QAM - High Channel, Port 0)





Plot 7-478. Conducted Average Output Power Plot (B66_5M+5M+20M_3C_64QAM - High Channel, Port 1)

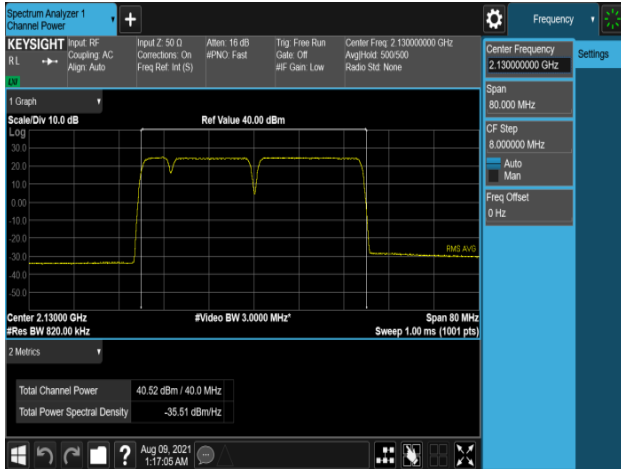


Plot 7-479. Conducted Average Output Power Plot (B66_5M+5M+20M_3C_64QAM - High Channel, Port 2)

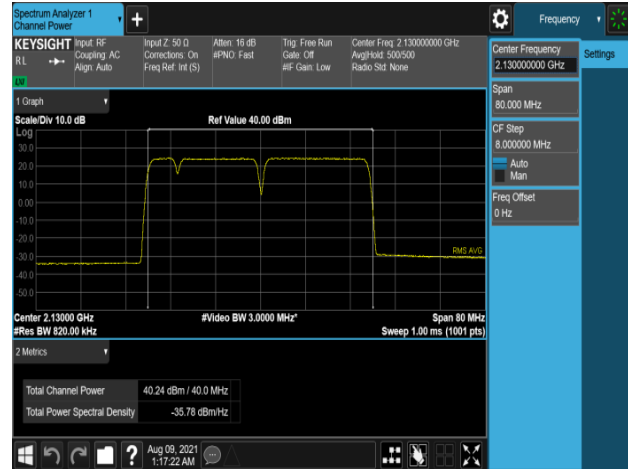


Plot 7-480. Conducted Average Output Power Plot (B66_5M+5M+20M_3C_64QAM - High Channel, Port 3)

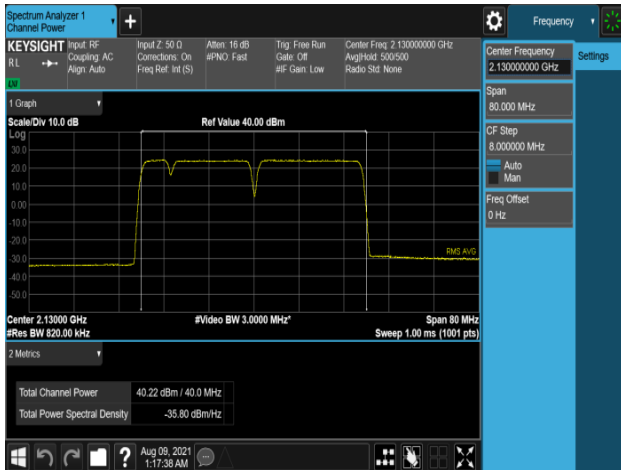
FCC ID: A3LRF4437D-25D		MEASUREMENT REPORT		Approved by: Technical Manager
Test Report S/N: 8K21071202-02-R2.A3L	Test Dates: 07/19/2021-08/18/2021	EUT Type: RRU(RF4437d)		Page 130 of 430



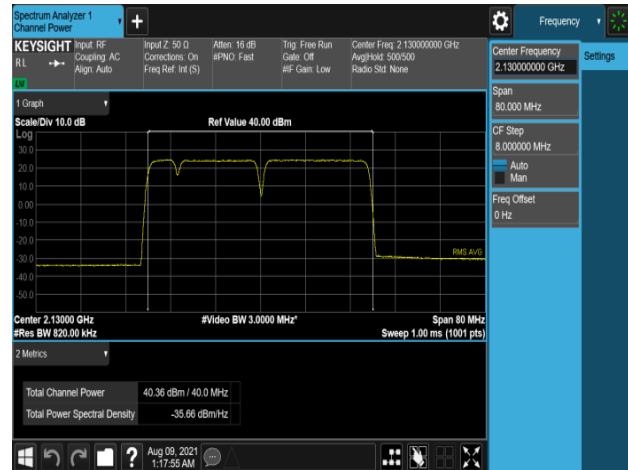
Plot 7-481. Conducted Average Output Power Plot (B66_5M+15M+20M_3C_QPSK - Low Channel, Port 0)



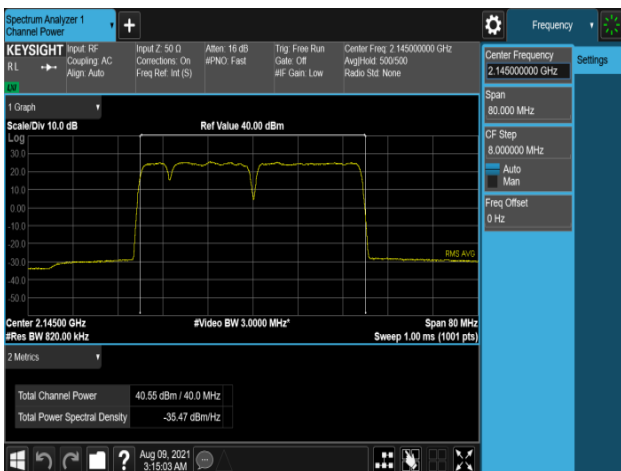
Plot 7-482. Conducted Average Output Power Plot (B66_5M+15M+20M_3C_QPSK - Low Channel, Port 1)



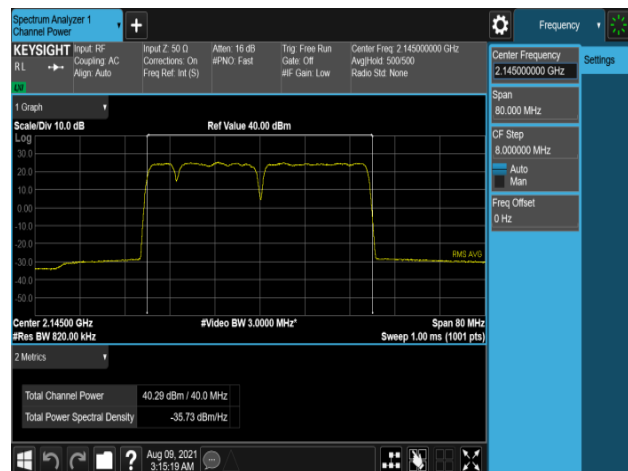
Plot 7-483. Conducted Average Output Power Plot (B66_5M+15M+20M_3C_QPSK - Low Channel, Port 2)





Plot 7-484. Conducted Average Output Power Plot (B66_5M+15M+20M_3C_QPSK - Low Channel, Port 3)

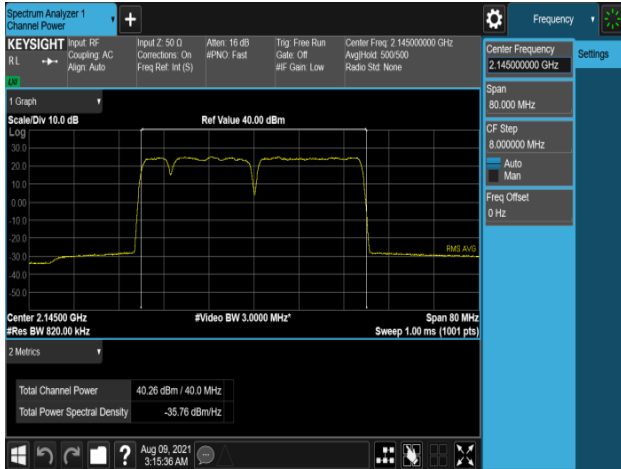


Plot 7-485. Conducted Average Output Power Plot (B66_5M+15M+20M_3C_16QAM - Mid Channel, Port 0)

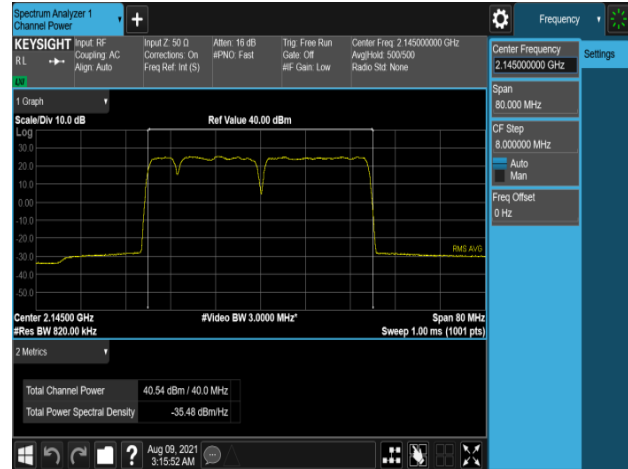


Plot 7-486. Conducted Average Output Power Plot (B66_5M+15M+20M_3C_16QAM - Mid Channel, Port 1)

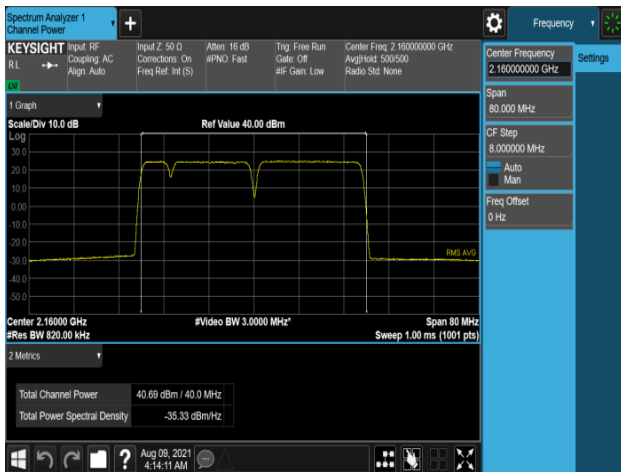
FCC ID: A3LRF4437D-25D		MEASUREMENT REPORT		Approved by: Technical Manager
Test Report S/N: 8K21071202-02-R2.A3L	Test Dates: 07/19/2021-08/18/2021	EUT Type: RRU(RF4437d)		Page 131 of 430



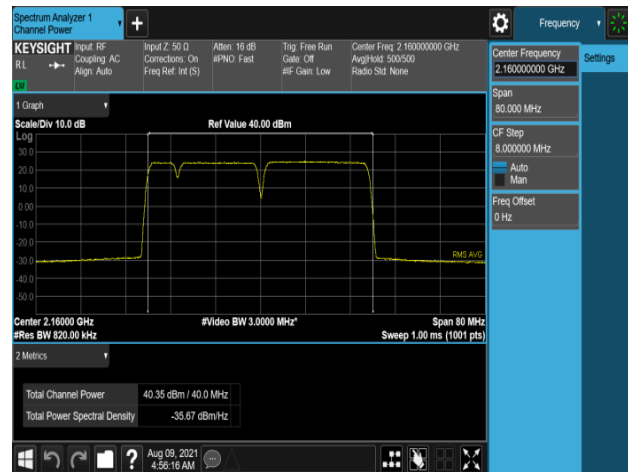
Plot 7-487. Conducted Average Output Power Plot (B66_5M+15M+20M_3C_16QAM – Mid Channel, Port 2)



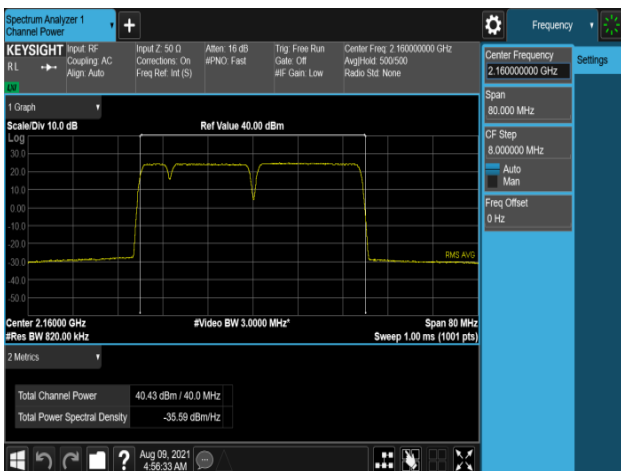
Plot 7-488. Conducted Average Output Power Plot (B66_5M+15M+20M_3C_16QAM – Mid Channel, Port 3)



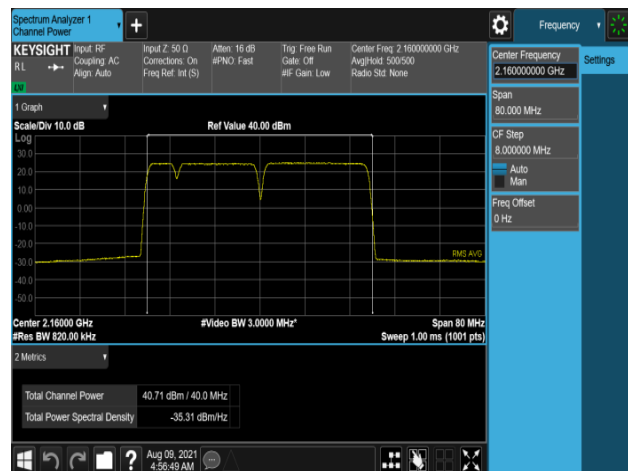
Plot 7-489. Conducted Average Output Power Plot (B66_5M+15M+20M_3C_64QAM – High Channel, Port 0)





Plot 7-490. Conducted Average Output Power Plot (B66_5M+15M+20M_3C_64QAM – High Channel, Port 1)



Plot 7-491. Conducted Average Output Power Plot (B66_5M+15M+20M_3C_64QAM – High Channel, Port 2)



Plot 7-492. Conducted Average Output Power Plot (B66_5M+15M+20M_3C_64QAM – High Channel, Port 3)

FCC ID: A3LRF4437D-25D		MEASUREMENT REPORT		Approved by: Technical Manager
Test Report S/N: 8K21071202-02-R2.A3L	Test Dates: 07/19/2021-08/18/2021	EUT Type: RRU(RF4437d)		Page 132 of 430

Low Channel	Port	QPSK	16QAM	64QAM	256QAM
Conducted Average Power (dBm)	0	40.67	40.63	40.60	40.61
	1	40.48	40.37	40.60	40.30
	2	40.72	40.72	40.77	40.60
	3	40.66	40.73	40.73	40.66
Total MIMO Conducted Power (mW)		46281.20	46084.05	46733.37	45345.99
Total MIMO Conducted Power (dBm)		46.65	46.64	46.70	46.57



Table 7-81. Conducted Average Output Power Table (B66_5M+5M+5M+5M_4C - Low Channel)

Middle Channel	Port	QPSK	16QAM	64QAM	256QAM
Conducted Average Power (dBm)	0	40.56	40.70	40.73	40.63
	1	40.28	40.45	40.57	40.61
	2	40.64	40.77	40.87	40.78
	3	40.68	40.69	40.80	40.78
Total MIMO Conducted Power (mW)		45325.00	46502.56	47473.55	47003.94
Total MIMO Conducted Power (dBm)		46.56	46.67	46.76	46.72

Table 7-82. Conducted Average Output Power Table (B66_5M+5M+5M+5M_4C - Middle Channel)

High Channel	Port	QPSK	16QAM	64QAM	256QAM
Conducted Average Power (dBm)	0	40.85	40.77	40.83	40.79
	1	40.64	40.68	40.76	40.68
	2	40.73	40.82	40.83	40.81
	3	40.85	40.78	40.79	40.78
Total MIMO Conducted Power (mW)		47741.91	47680.42	48119.38	47707.75
Total MIMO Conducted Power (dBm)		46.79	46.78	46.82	46.79

Table 7-83. Conducted Average Output Power Table (B66_5M+5M+5M+5M_4C - High Channel)

FCC ID: A3LRF4437D-25D	 PCTEST ENGINEERING LABORATORY, INC.	MEASUREMENT REPORT		Approved by: Technical Manager
Test Report S/N: 8K21071202-02-R2.A3L	Test Dates: 07/19/2021-08/18/2021	EUT Type: RRU(RF4437d)	Page 133 of 430	

Low Channel	Port	QPSK	16QAM	64QAM	256QAM
Conducted Average Power (dBm)	0	40.54	40.61	40.51	40.42
	1	40.33	40.34	40.31	40.26
	2	40.61	40.58	40.64	40.70
	3	40.69	40.67	40.65	40.66
Total MIMO Conducted Power (mW)		45343.43	45419.22	45188.20	45022.58
Total MIMO Conducted Power (dBm)		46.57	46.57	46.55	46.53



Table 7-84. Conducted Average Output Power Table (B66_5M+5M+5M+20M_4C - Low Channel)

Middle Channel	Port	QPSK	16QAM	64QAM	256QAM
Conducted Average Power (dBm)	0	40.59	40.62	40.60	40.56
	1	40.39	40.47	40.44	40.46
	2	40.67	40.70	40.69	40.66
	3	40.77	40.69	40.74	40.66
Total MIMO Conducted Power (mW)		46002.67	46148.41	46127.42	45776.11
Total MIMO Conducted Power (dBm)		46.63	46.64	46.64	46.61

Table 7-85. Conducted Average Output Power Table (B66_5M+5M+5M+20M_4C - Middle Channel)

High Channel	Port	QPSK	16QAM	64QAM	256QAM
Conducted Average Power (dBm)	0	40.63	40.63	40.59	40.61
	1	40.52	40.54	40.49	40.50
	2	40.74	40.73	40.72	40.74
	3	40.81	40.80	40.77	40.74
Total MIMO Conducted Power (mW)		46741.14	46738.19	46392.60	46443.56
Total MIMO Conducted Power (dBm)		46.70	46.70	46.66	46.67

Table 7-86. Conducted Average Output Power Table (B66_5M+5M+5M+20M_4C - High Channel)

FCC ID: A3LRF4437D-25D		MEASUREMENT REPORT		Approved by: Technical Manager
Test Report S/N: 8K21071202-02-R2.A3L	Test Dates: 07/19/2021-08/18/2021	EUT Type: RRU(RF4437d)	Page 134 of 430	

Low Channel	Port	QPSK	16QAM	64QAM	256QAM
Conducted Average Power (dBm)	0	40.58	40.49	40.55	40.53
	1	40.23	40.26	40.27	40.24
	2	40.28	40.31	40.29	40.21
	3	40.58	40.55	40.56	40.50
Total MIMO Conducted Power (mW)		44067.40	43901.34	44058.36	44067.40
Total MIMO Conducted Power (dBm)		46.44	46.42	46.44	46.44



Table 7-87. Conducted Average Output Power Table (B66_5M+5M+10M+20M_4C - Low Channel)

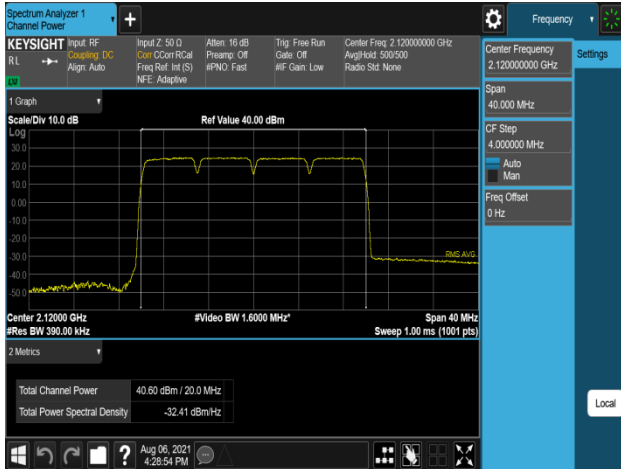
Middle Channel	Port	QPSK	16QAM	64QAM	256QAM
Conducted Average Power (dBm)	0	40.60	40.57	40.61	40.50
	1	40.32	40.24	40.26	40.30
	2	40.45	40.32	40.32	40.25
	3	40.66	40.51	40.57	40.52
Total MIMO Conducted Power (mW)		44979.20	43981.37	44292.11	43799.89
Total MIMO Conducted Power (dBm)		46.53	46.43	46.46	46.41

Table 7-88. Conducted Average Output Power Table (B66_5M+5M+10M+20M_4C - Middle Channel)

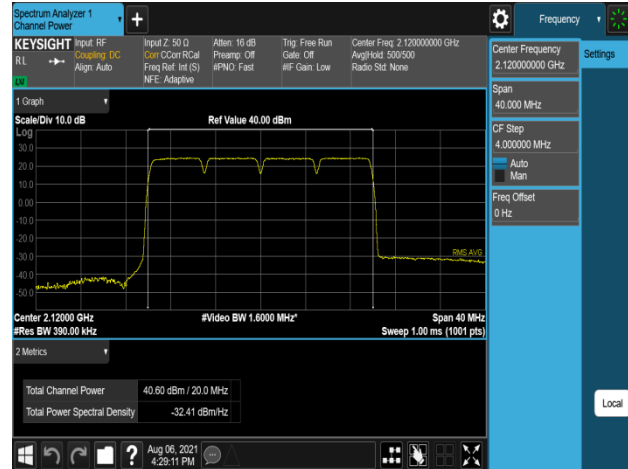
High Channel	Port	QPSK	16QAM	64QAM	256QAM
Conducted Average Power (dBm)	0	40.62	40.75	40.62	40.60
	1	40.40	40.52	40.45	40.38
	2	40.47	40.45	40.39	40.39
	3	40.56	40.70	40.77	40.73
Total MIMO Conducted Power (mW)		45018.53	45997.72	45505.73	45165.92
Total MIMO Conducted Power (dBm)		46.53	46.63	46.58	46.55

Table 7-89. Conducted Average Output Power Table (B66_5M+5M+10M+20M_4C - High Channel)

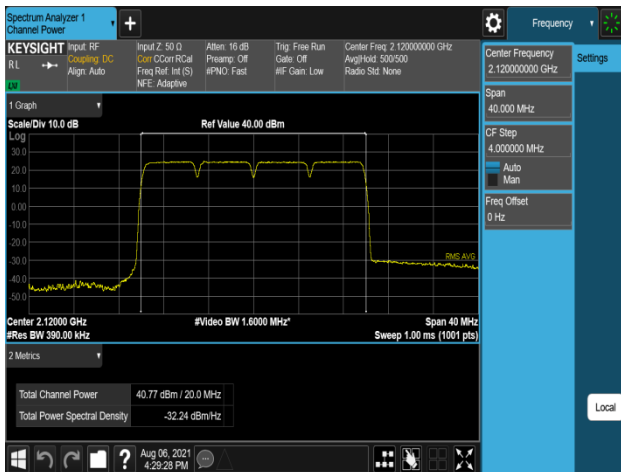
FCC ID: A3LRF4437D-25D		MEASUREMENT REPORT		Approved by: Technical Manager
Test Report S/N: 8K21071202-02-R2.A3L	Test Dates: 07/19/2021-08/18/2021	EUT Type: RRU(RF4437d)		Page 135 of 430



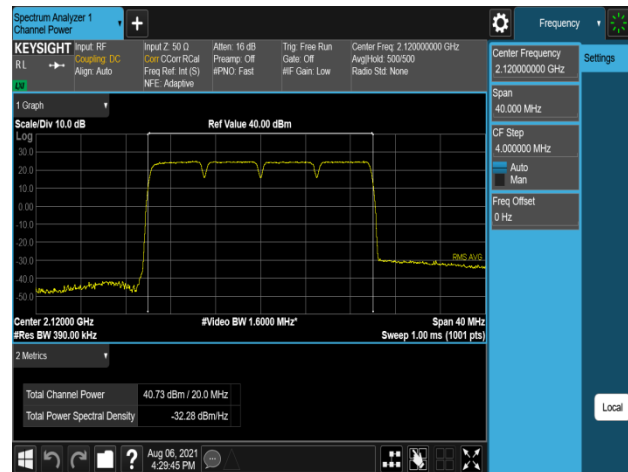
Plot 7-493. Conducted Average Output Power Plot (B66_5M+5M+5M+5M_4C_64QAM - Low Channel, Port 0)



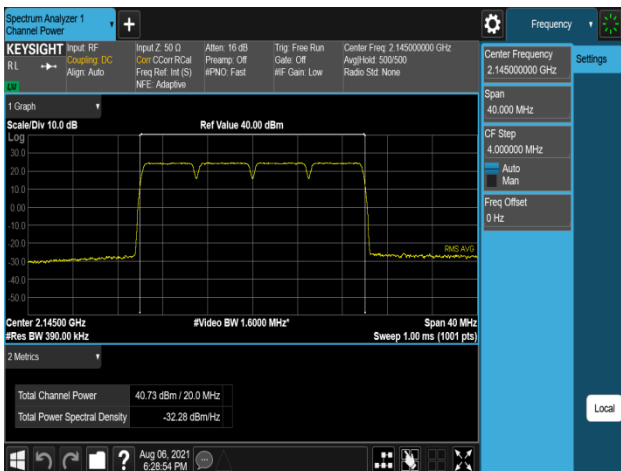
Plot 7-494. Conducted Average Output Power Plot (B66_5M+5M+5M+5M_4C_64QAM - Low Channel, Port 1)



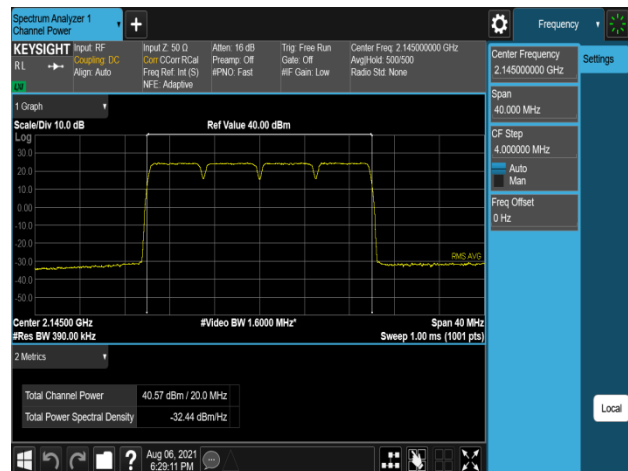
Plot 7-495. Conducted Average Output Power Plot (B66_5M+5M+5M+5M_4C_64QAM - Low Channel, Port 2)



Plot 7-496. Conducted Average Output Power Plot (B66_5M+5M+5M+5M_4C_64QAM - Low Channel, Port 3)

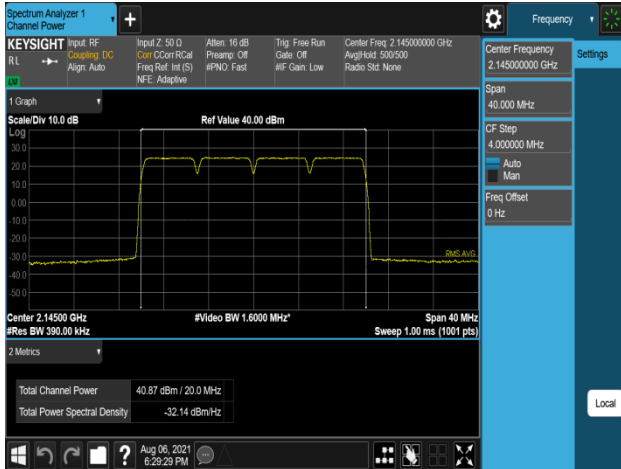


Plot 7-497. Conducted Average Output Power Plot (B66_5M+5M+5M+5M_4C_64QAM - Mid Channel, Port 0)

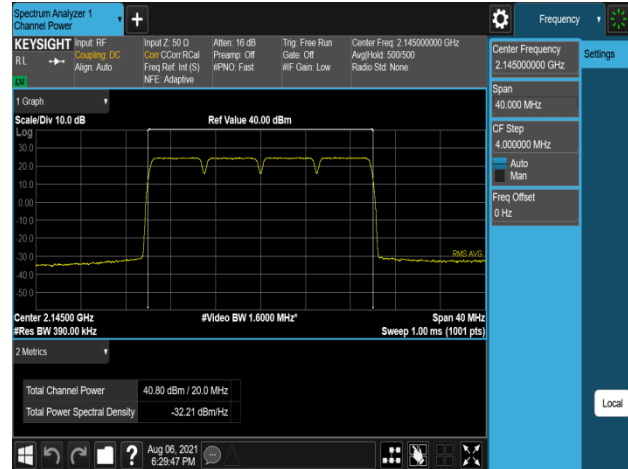


Plot 7-498. Conducted Average Output Power Plot (B66_5M+5M+5M+5M_4C_64QAM - Mid Channel, Port 1)

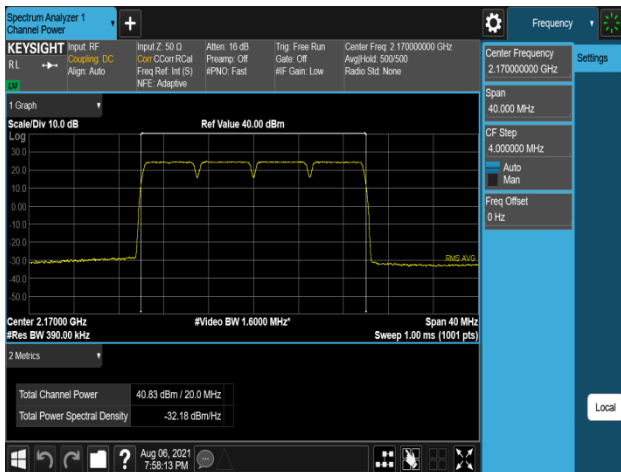
FCC ID: A3LRF4437D-25D		MEASUREMENT REPORT		Approved by: Technical Manager
Test Report S/N: 8K21071202-02-R2.A3L	Test Dates: 07/19/2021-08/18/2021	EUT Type: RRU(RF4437d)		Page 136 of 430



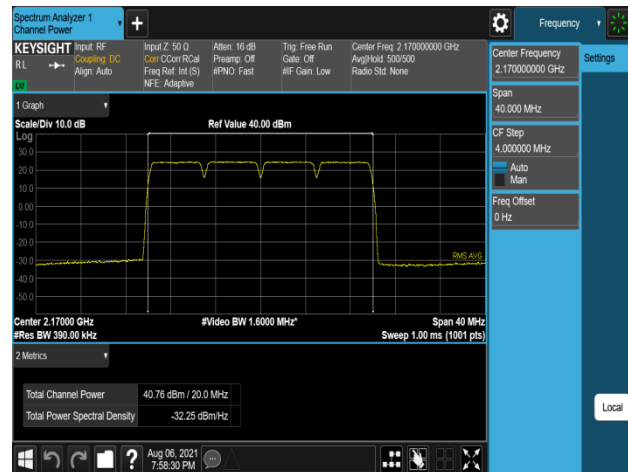
Plot 7-499. Conducted Average Output Power Plot (B66_5M+5M+5M+5M_4C_64QAM – Mid Channel, Port 2)



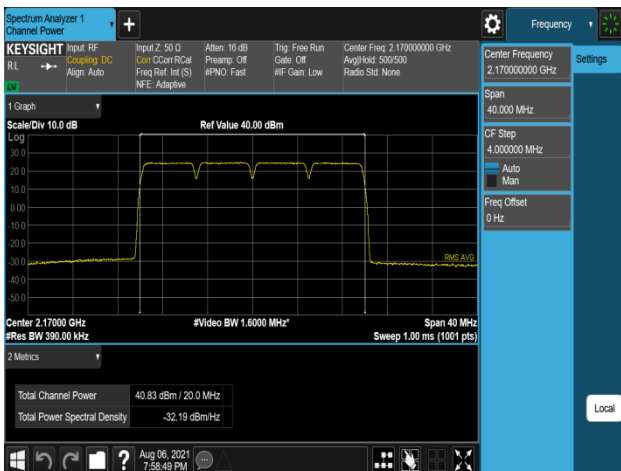
Plot 7-500. Conducted Average Output Power Plot (B66_5M+5M+5M+5M_4C_64QAM – Mid Channel, Port 3)



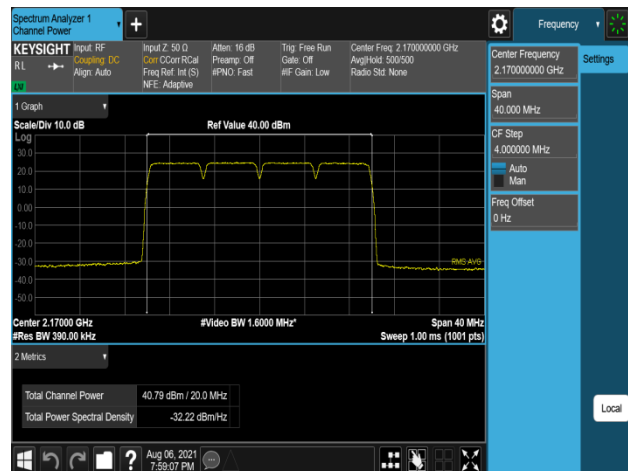
Plot 7-501. Conducted Average Output Power Plot (B66_5M+5M+5M+5M_4C_64QAM – High Channel, Port 0)



Plot 7-502. Conducted Average Output Power Plot (B66_5M+5M+5M+5M_4C_64QAM – High Channel, Port 1)

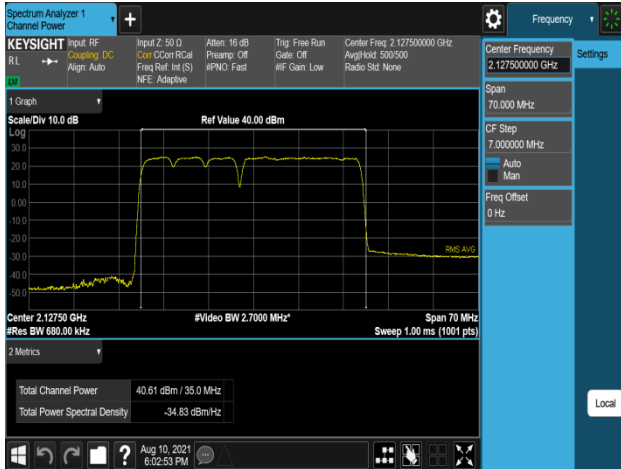


Plot 7-503. Conducted Average Output Power Plot (B66_5M+5M+5M+5M_4C_64QAM – High Channel, Port 2)

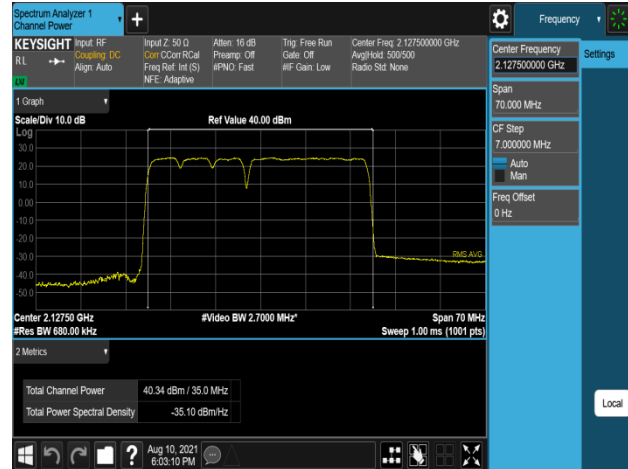


Plot 7-504. Conducted Average Output Power Plot (B66_5M+5M+5M+5M_4C_64QAM – High Channel, Port 3)

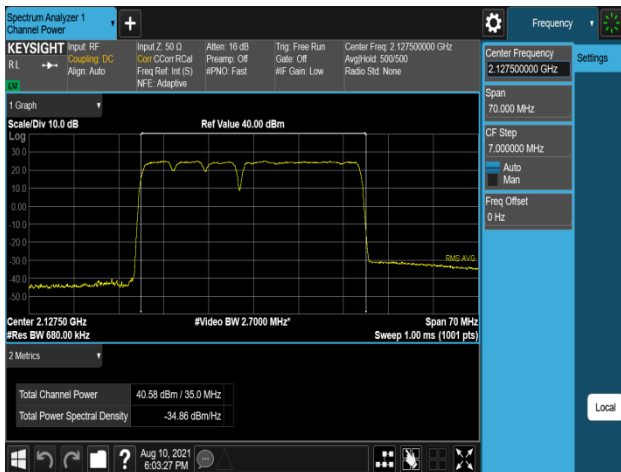
FCC ID: A3LRF4437D-25D		MEASUREMENT REPORT		Approved by: Technical Manager
Test Report S/N: 8K21071202-02-R2.A3L	Test Dates: 07/19/2021-08/18/2021	EUT Type: RRU(RF4437d)		Page 137 of 430



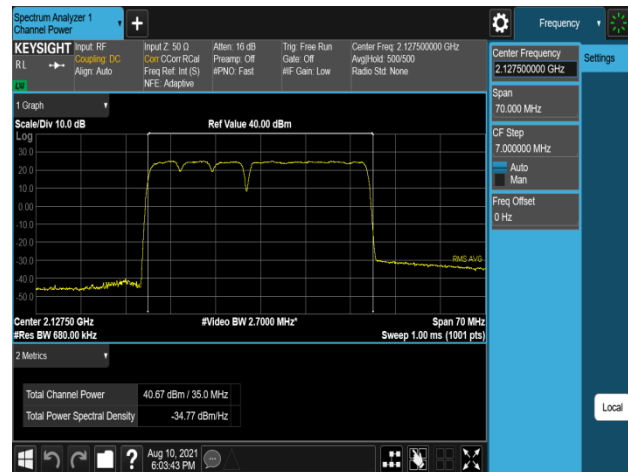
Plot 7-505. Conducted Average Output Power Plot (B66_5M+5M+5M+20M_4C_16QAM - Low Channel, Port 0)



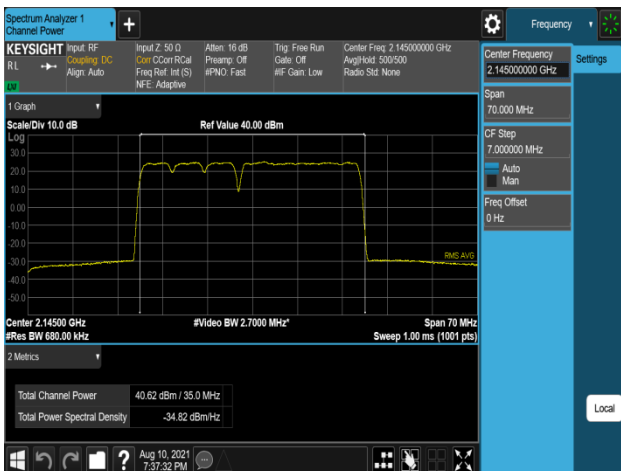
Plot 7-506. Conducted Average Output Power Plot (B66_5M+5M+5M+20M_4C_16QAM - Low Channel, Port 1)



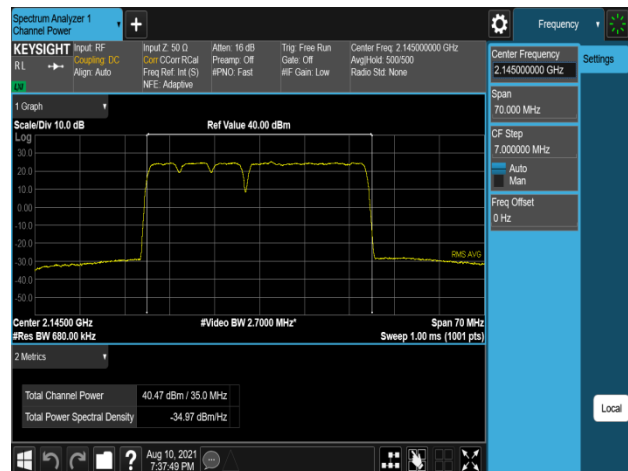
Plot 7-507. Conducted Average Output Power Plot (B66_5M+5M+5M+20M_4C_16QAM - Low Channel, Port 2)



Plot 7-508. Conducted Average Output Power Plot (B66_5M+5M+5M+20M_4C_16QAM - Low Channel, Port 3)



Plot 7-509. Conducted Average Output Power Plot (B66_5M+5M+5M+20M_4C_16QAM - Mid Channel, Port 0)



Plot 7-510. Conducted Average Output Power Plot (B66_5M+5M+5M+20M_4C_16QAM - Mid Channel, Port 1)

FCC ID: A3LRF4437D-25D		MEASUREMENT REPORT		Approved by: Technical Manager
Test Report S/N: 8K21071202-02-R2.A3L	Test Dates: 07/19/2021-08/18/2021	EUT Type: RRU(RF4437d)		Page 138 of 430