

FCC ID: A3LRF4437D-25D	PCTEST ENGINEERING LABORATORY, INC.	MEASUREMENT REPORT		Approved by: Technical Manager
Test Report S/N: 8K21071202-02-R2.A3L	Test Dates: 07/19/2021-08/18/2021	EUT Type: RRU(RF4437d)		Page 87 of 430

Low Channel	Port	QPSK	16QAM	64QAM	256QAM
Conducted Average Power (dBm)	0	39.48	39.59	39.63	39.57
	1	39.42	39.57	39.59	39.44
	2	39.58	39.61	39.68	39.61
	3	39.71	39.76	39.82	39.68
Total MIMO Conducted Power (mW)		36053.66	36759.96	37166.13	36278.35
Total MIMO Conducted Power (dBm)		45.57	45.65	45.70	45.60



Table 7-36. Conducted Average Output Power Table (B2_5M+5M_2C - Low Channel)

Middle Channel	Port	QPSK	16QAM	64QAM	256QAM
Conducted Average Power (dBm)	0	39.47	39.40	39.48	39.45
	1	39.42	39.43	39.52	39.46
	2	39.64	39.43	39.56	39.60
	3	39.74	39.65	39.72	39.69
Total MIMO Conducted Power (mW)		36224.39	35475.37	36237.32	36072.47
Total MIMO Conducted Power (dBm)		45.59	45.50	45.59	45.57

Table 7-37. Conducted Average Output Power Table (B2_5M+5M_2C - Middle Channel)

High Channel	Port	QPSK	16QAM	64QAM	256QAM
Conducted Average Power (dBm)	0	39.47	39.38	39.49	39.43
	1	39.45	39.34	39.46	39.42
	2	39.57	39.50	39.60	39.60
	3	39.60	39.59	39.64	39.69
Total MIMO Conducted Power (mW)		35839.08	35271.40	36047.41	35951.03
Total MIMO Conducted Power (dBm)		45.54	45.47	45.57	45.56

Table 7-38. Conducted Average Output Power Table (B2_5M+5M_2C - High Channel)

FCC ID: A3LRF4437D-25D	 PCTEST ENGINEERING LABORATORY, INC.	MEASUREMENT REPORT		Approved by: Technical Manager
Test Report S/N: 8K21071202-02-R2.A3L	Test Dates: 07/19/2021-08/18/2021	EUT Type: RRU(RF4437d)		Page 88 of 430

Low Channel	Port	QPSK	16QAM	64QAM	256QAM
Conducted Average Power (dBm)	0	39.46	39.41	39.39	39.38
	1	39.27	39.30	39.27	39.26
	2	39.42	39.52	39.45	39.41
	3	39.56	39.62	39.52	39.54
Total MIMO Conducted Power (mW)		35069.92	35356.95	34906.53	34827.66
Total MIMO Conducted Power (dBm)		45.45	45.48	45.43	45.42



Table 7-39. Conducted Average Output Power Table (B2_5M+20M_2C - Low Channel)

Middle Channel	Port	QPSK	16QAM	64QAM	256QAM
Conducted Average Power (dBm)	0	39.28	39.29	39.39	39.31
	1	39.20	39.20	39.24	39.26
	2	39.40	39.39	39.49	39.43
	3	39.46	39.55	39.65	39.53
Total MIMO Conducted Power (mW)		34330.35	34514.76	35201.93	34708.64
Total MIMO Conducted Power (dBm)		45.36	45.38	45.47	45.40

Table 7-40. Conducted Average Output Power Table (B2_5M+20M_2C - Middle Channel)

High Channel	Port	QPSK	16QAM	64QAM	256QAM
Conducted Average Power (dBm)	0	39.38	39.34	39.38	39.41
	1	39.20	39.17	39.28	39.27
	2	39.40	39.42	39.48	39.47
	3	39.53	39.51	39.61	39.54
Total MIMO Conducted Power (mW)		34671.18	34533.41	35154.59	35028.63
Total MIMO Conducted Power (dBm)		45.40	45.38	45.46	45.44

Table 7-41. Conducted Average Output Power Table (B2_5M+20M_2C - High Channel)

FCC ID: A3LRF4437D-25D	 PCTEST ENGINEERING LABORATORY, INC.	MEASUREMENT REPORT		Approved by: Technical Manager
Test Report S/N: 8K21071202-02-R2.A3L	Test Dates: 07/19/2021-08/18/2021	EUT Type: RRU(RF4437d)		Page 89 of 430

Low Channel	Port	QPSK	16QAM	64QAM	256QAM
Conducted Average Power (dBm)	0	39.45	39.39	39.43	39.39
	1	39.29	39.30	39.27	39.29
	2	39.46	39.44	39.41	39.47
	3	39.54	39.60	39.55	39.63
Total MIMO Conducted Power (mW)		35128.07	35111.32	34968.22	35215.89
Total MIMO Conducted Power (dBm)		45.46	45.45	45.44	45.47



Table 7-42. Conducted Average Output Power Table (B2_10M+20M_2C - Low Channel)

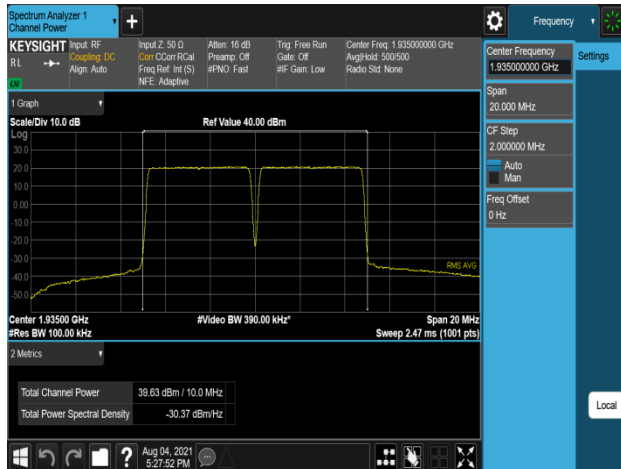
Middle Channel	Port	QPSK	16QAM	64QAM	256QAM
Conducted Average Power (dBm)	0	39.35	39.39	39.39	39.42
	1	39.20	39.28	39.28	39.28
	2	39.39	39.53	39.58	39.53
	3	39.54	39.65	39.64	39.64
Total MIMO Conducted Power (mW)		34612.16	35361.88	35444.58	35400.90
Total MIMO Conducted Power (dBm)		45.39	45.49	45.50	45.49

Table 7-43. Conducted Average Output Power Table (B2_10M+20M_2C - Middle Channel)

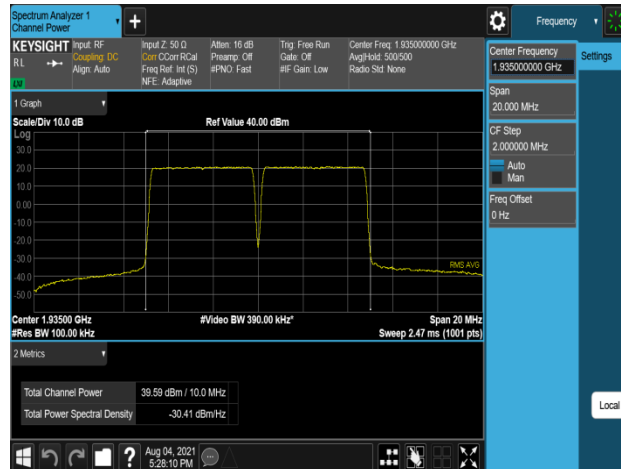
High Channel	Port	QPSK	16QAM	64QAM	256QAM
Conducted Average Power (dBm)	0	39.57	39.35	39.46	39.42
	1	39.35	39.40	39.24	39.26
	2	39.63	39.47	39.48	39.49
	3	39.71	39.55	39.62	39.60
Total MIMO Conducted Power (mW)		36204.65	35186.44	35259.16	35195.30
Total MIMO Conducted Power (dBm)		45.59	45.46	45.47	45.46

Table 7-44. Conducted Average Output Power Table (B2_10M+20M_2C - High Channel)

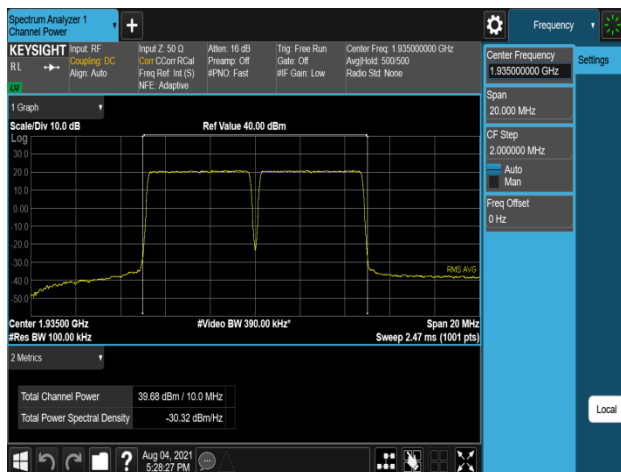
FCC ID: A3LRF4437D-25D	 PCTEST <small>ENGINEERING LABORATORY, INC.</small>	MEASUREMENT REPORT		Approved by: Technical Manager
Test Report S/N: 8K21071202-02-R2.A3L	Test Dates: 07/19/2021-08/18/2021	EUT Type: RRU(RF4437d)	Page 90 of 430	



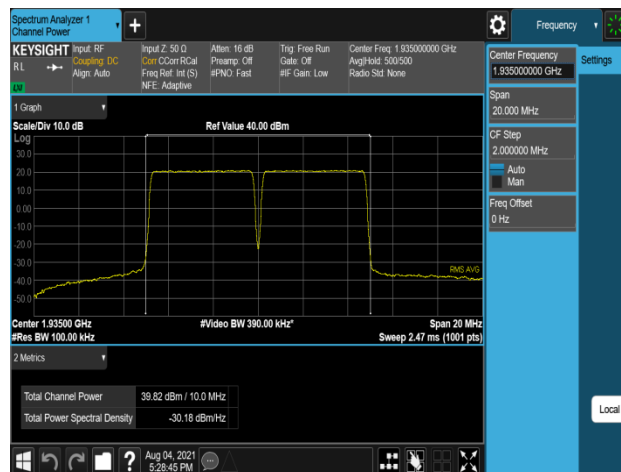
Plot 7-313. Conducted Average Output Power Plot (B2_5M+5M_2C_16QAM - Low Channel, Port 0)



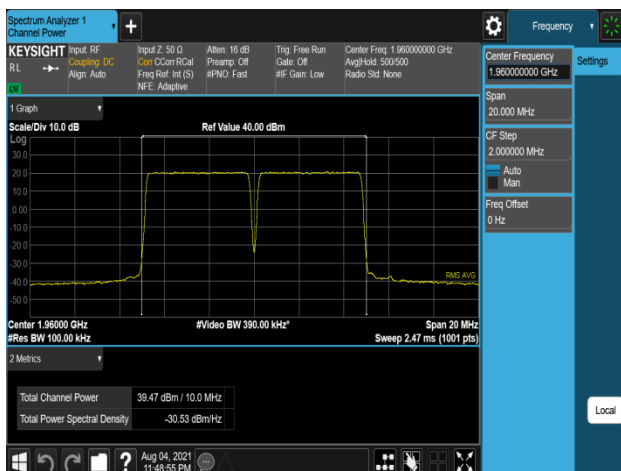
Plot 7-314. Conducted Average Output Power Plot (B2_5M+5M_2C_16QAM - Low Channel, Port 1)



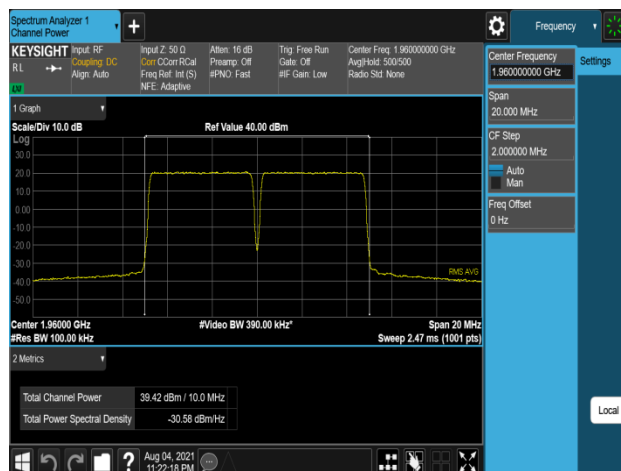
Plot 7-315. Conducted Average Output Power Plot (B2_5M+5M_2C_16QAM - Low Channel, Port 2)



Plot 7-316. Conducted Average Output Power Plot (B2_5M+5M_2C_16QAM - Low Channel, Port 3)

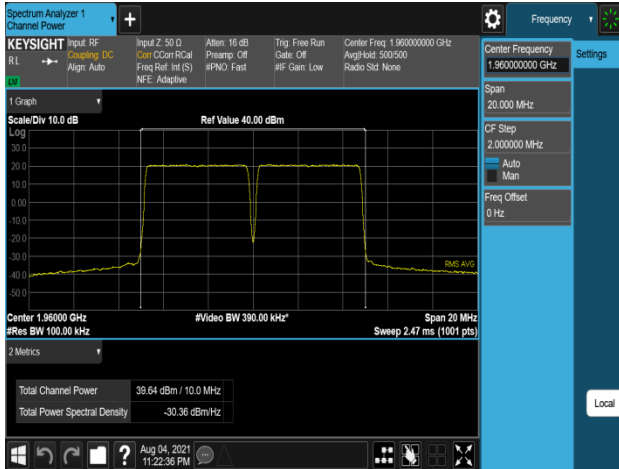


Plot 7-317. Conducted Average Output Power Plot (B2_5M+5M_2C_QPSK - Mid Channel, Port 0)

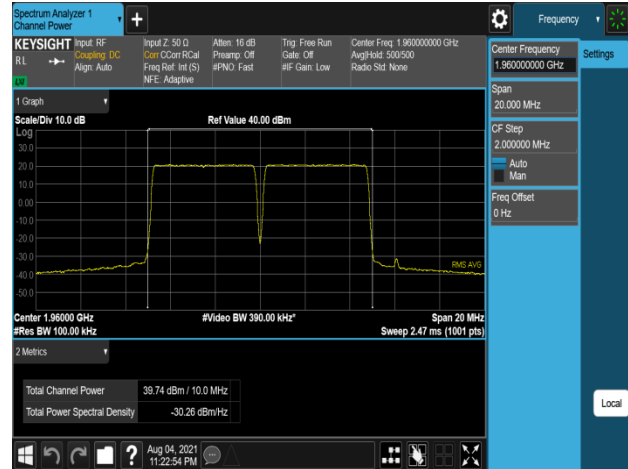


Plot 7-318. Conducted Average Output Power Plot (B2_5M+5M_2C_QPSK - Mid Channel, Port 1)

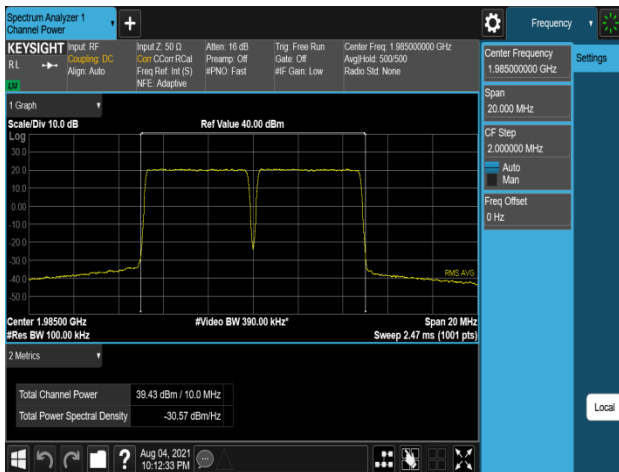
FCC ID: A3LRF4437D-25D	PCTEST ENGINEERING LABORATORY, INC.	MEASUREMENT REPORT		Approved by: Technical Manager
Test Report S/N: 8K21071202-02-R2.A3L	Test Dates: 07/19/2021-08/18/2021	EUT Type: RRU(RF4437d)		Page 91 of 430



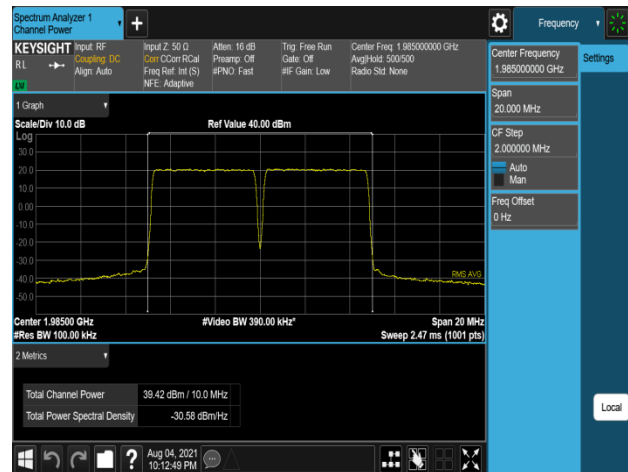
Plot 7-319. Conducted Average Output Power Plot (B2_5M+5M_2C_QPSK - Mid Channel, Port 2)



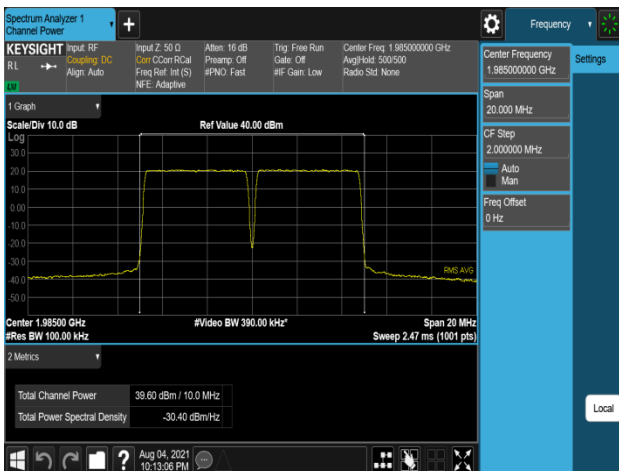
Plot 7-320. Conducted Average Output Power Plot (B2_5M+5M_2C_QPSK - Mid Channel, Port 3)



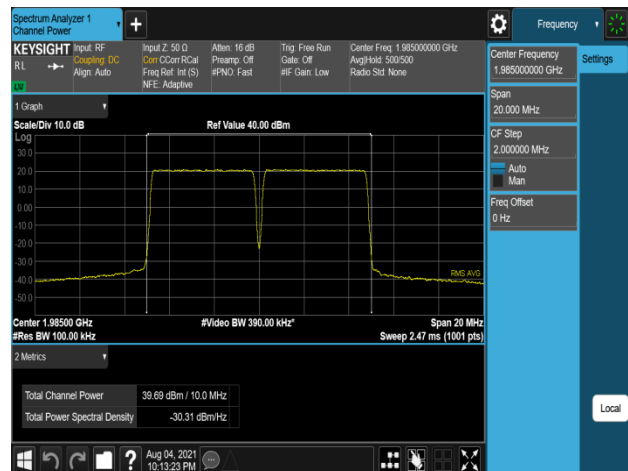
Plot 7-321. Conducted Average Output Power Plot (B2_5M+5M_2C_256QAM – High Channel, Port 0)





Plot 7-322. Conducted Average Output Power Plot (B2_5M+5M_2C_256QAM – High Channel, Port 1)

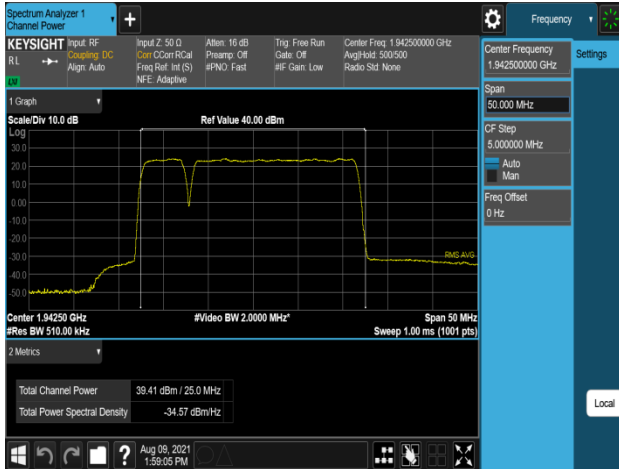


Plot 7-323. Conducted Average Output Power Plot (B2_5M+5M_2C_256QAM – High Channel, Port 2)

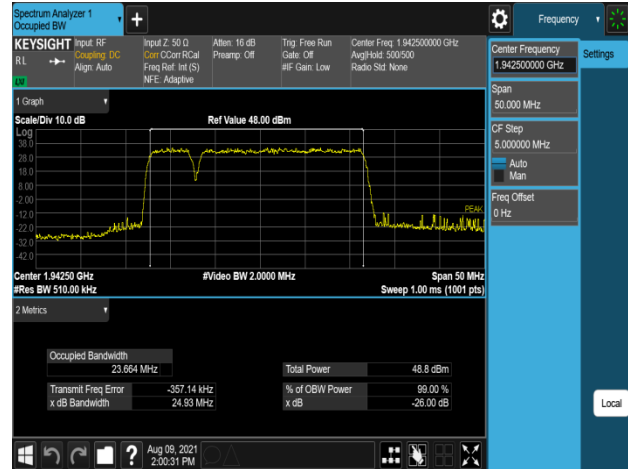


Plot 7-324. Conducted Average Output Power Plot (B2_5M+5M_2C_256QAM – High Channel, Port 3)

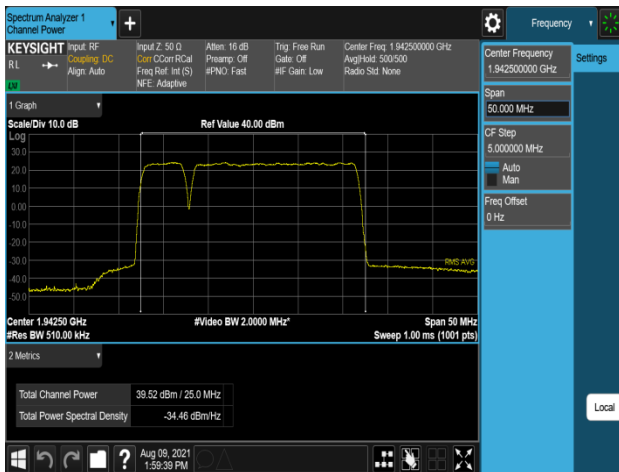
FCC ID: A3LRF4437D-25D		MEASUREMENT REPORT		Approved by: Technical Manager
Test Report S/N: 8K21071202-02-R2.A3L	Test Dates: 07/19/2021-08/18/2021	EUT Type: RRU(RF4437d)		Page 92 of 430



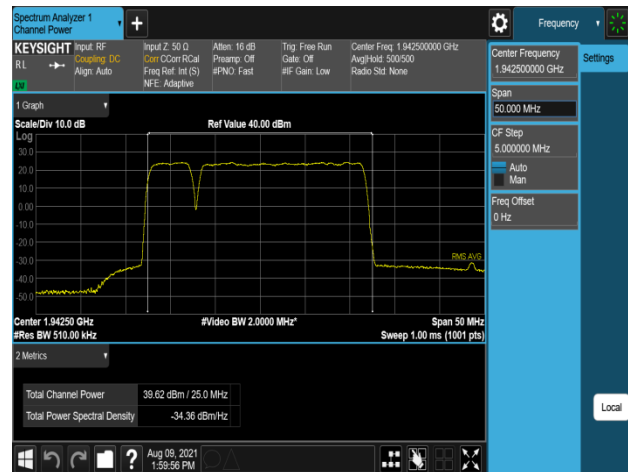
Plot 7-325. Conducted Average Output Power Plot (B2_5M+20M_2C_16QAM - Low Channel, Port 0)



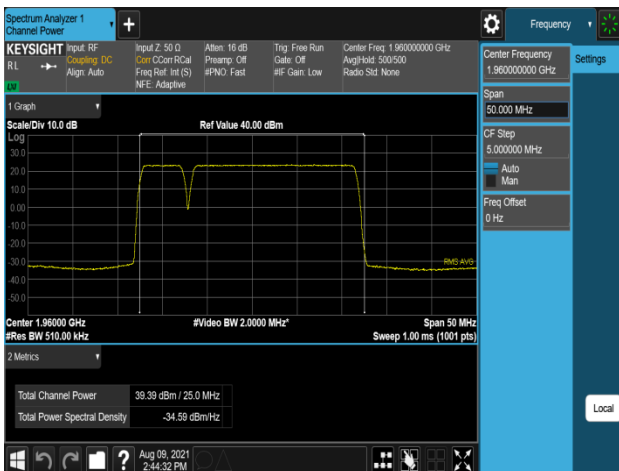
Plot 7-326. Conducted Average Output Power Plot (B2_5M+20M_2C_16QAM - Low Channel, Port 1)



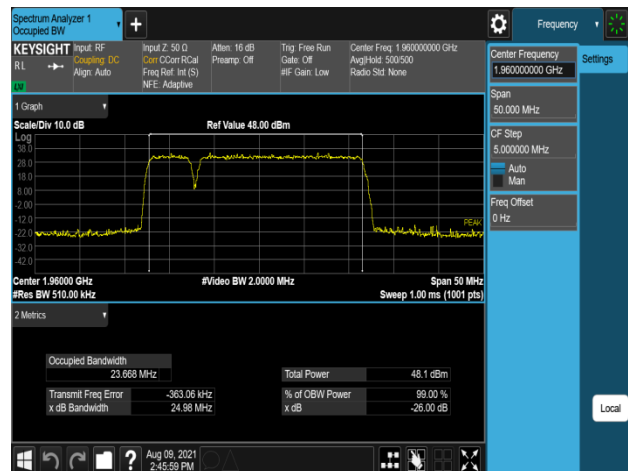
Plot 7-327. Conducted Average Output Power Plot (B2_5M+20M_2C_16QAM - Low Channel, Port 2)



Plot 7-328. Conducted Average Output Power Plot (B2_5M+20M_2C_16QAM - Low Channel, Port 3)

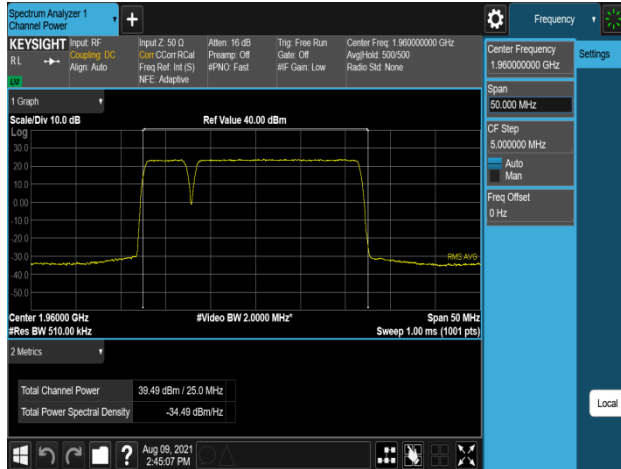


Plot 7-329. Conducted Average Output Power Plot (B2_5M+20M_2C_64QAM - Mid Channel, Port 0)

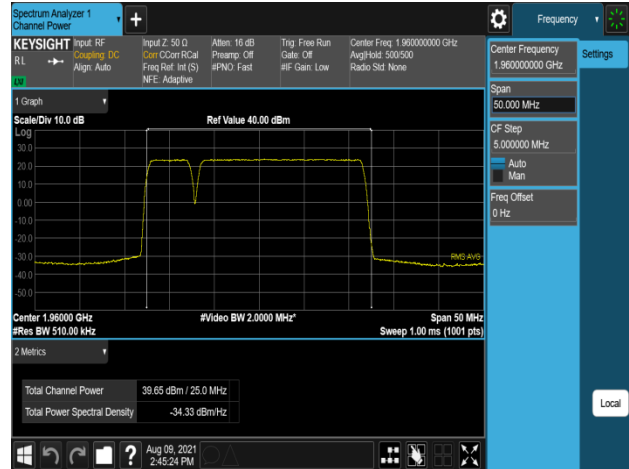


Plot 7-330. Conducted Average Output Power Plot (B2_5M+20M_2C_64QAM - Mid Channel, Port 1)

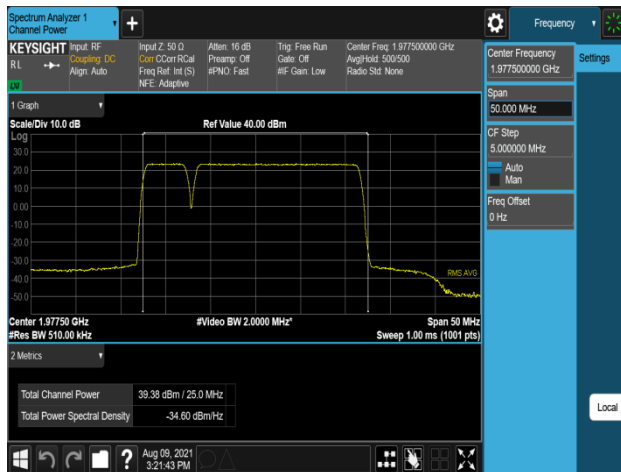
FCC ID: A3LRF4437D-25D		MEASUREMENT REPORT		Approved by: Technical Manager
Test Report S/N: 8K21071202-02-R2.A3L	Test Dates: 07/19/2021-08/18/2021	EUT Type: RRU(RF4437d)		Page 93 of 430



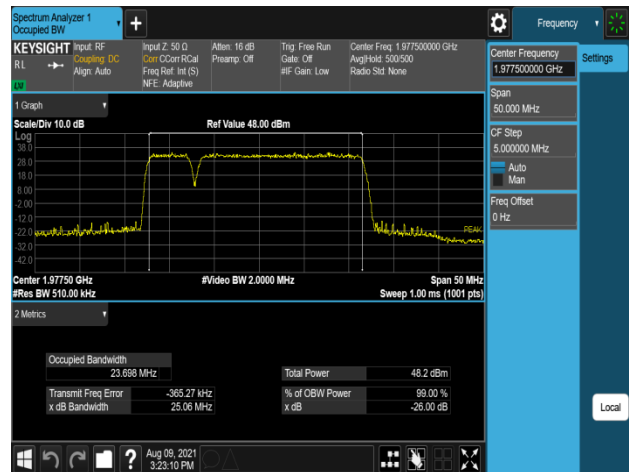
Plot 7-331. Conducted Average Output Power Plot (B2_5M+20M_2C_64QAM - Mid Channel, Port 2)



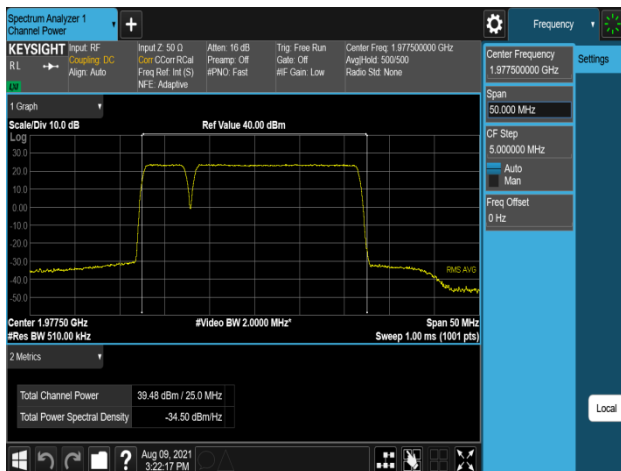
Plot 7-332. Conducted Average Output Power Plot (B2_5M+20M_2C_64QAM - Mid Channel, Port 3)



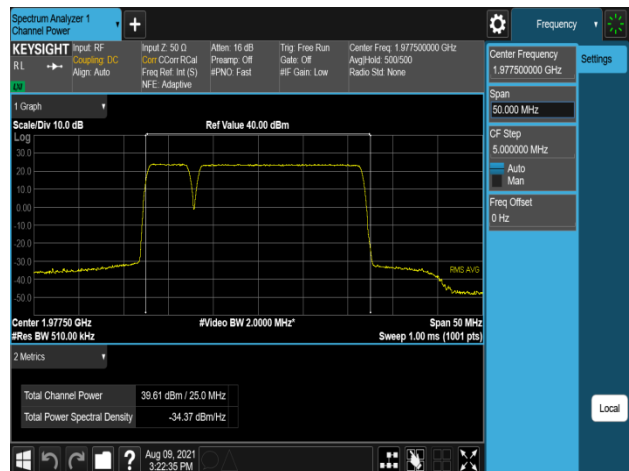
Plot 7-333. Conducted Average Output Power Plot (B2_5M+20M_2C_64QAM - High Channel, Port 0)





Plot 7-334. Conducted Average Output Power Plot (B2_5M+20M_2C_64QAM - High Channel, Port 1)

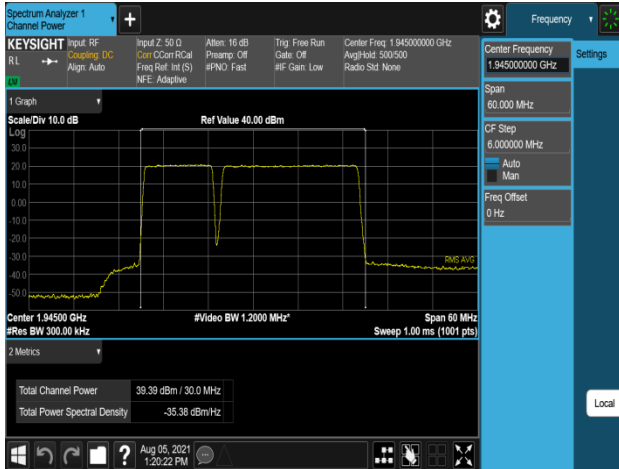


Plot 7-335. Conducted Average Output Power Plot (B2_5M+20M_2C_64QAM - High Channel, Port 2)

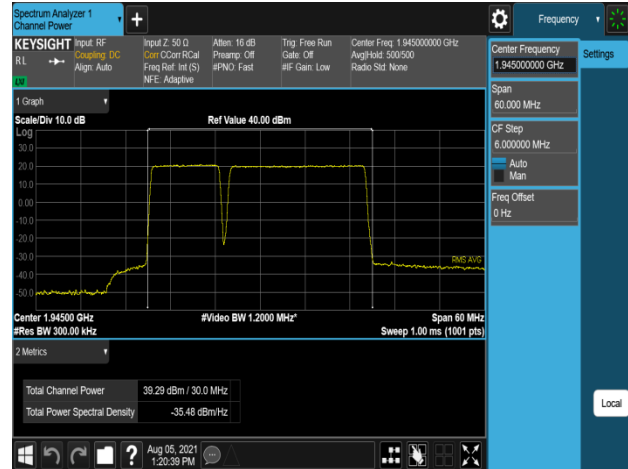


Plot 7-336. Conducted Average Output Power Plot (B2_5M+20M_2C_64QAM - High Channel, Port 3)

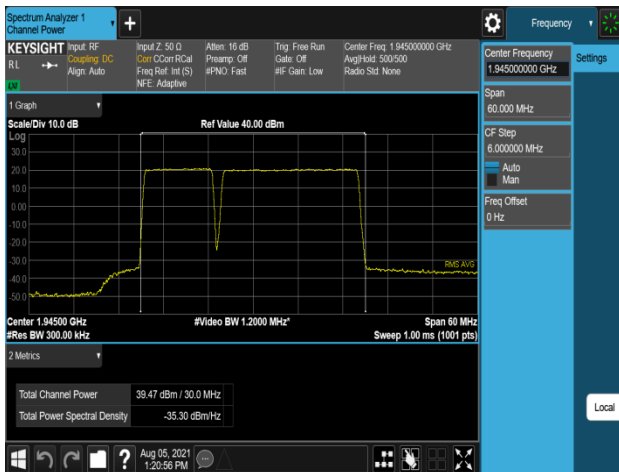
FCC ID: A3LRF4437D-25D		MEASUREMENT REPORT		Approved by: Technical Manager
Test Report S/N: 8K21071202-02-R2.A3L	Test Dates: 07/19/2021-08/18/2021	EUT Type: RRU(RF4437d)		Page 94 of 430



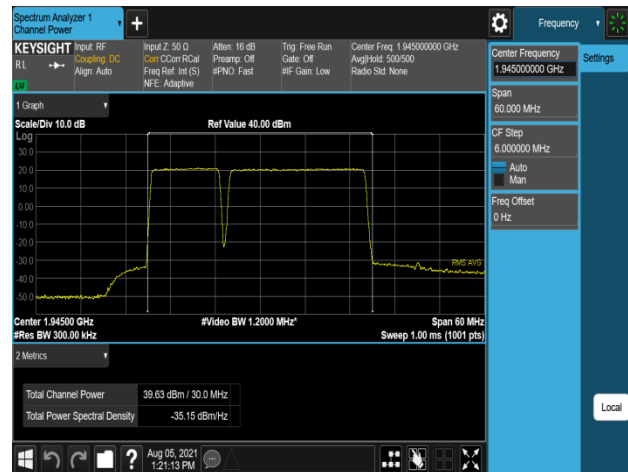
Plot 7-337. Conducted Average Output Power Plot (B2_10M+20M_2C_256QAM - Low Channel, Port 0)



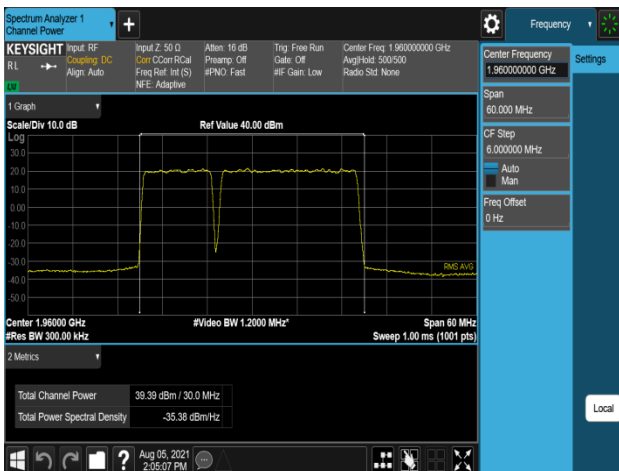
Plot 7-338. Conducted Average Output Power Plot (B2_10M+20M_2C_256QAM - Low Channel, Port 1)



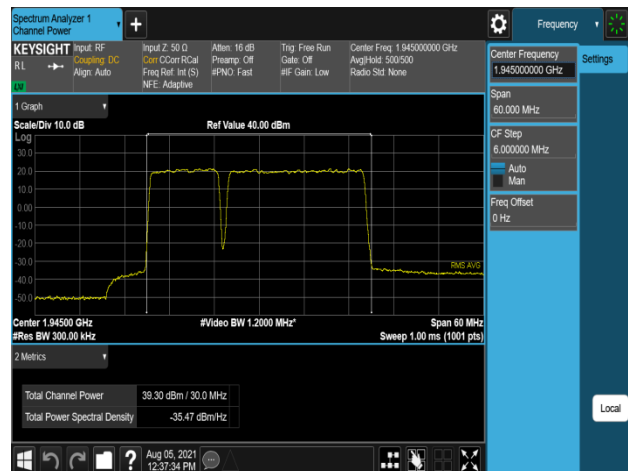
Plot 7-339. Conducted Average Output Power Plot (B2_10M+20M_2C_256QAM - Low Channel, Port 2)



Plot 7-340. Conducted Average Output Power Plot (B2_10M+20M_2C_256QAM - Low Channel, Port 3)

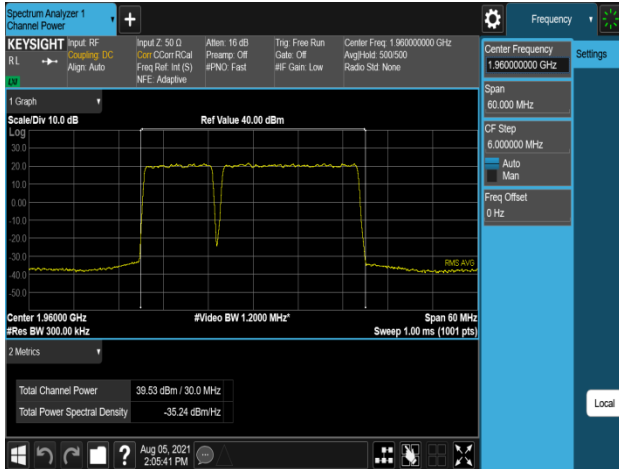


Plot 7-341. Conducted Average Output Power Plot (B2_10M+20M_2C_16QAM - Mid Channel, Port 0)

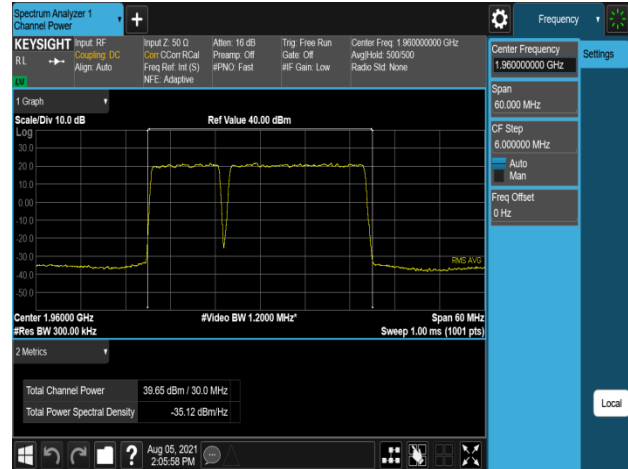


Plot 7-342. Conducted Average Output Power Plot (B2_10M+20M_2C_16QAM - Mid Channel, Port 1)

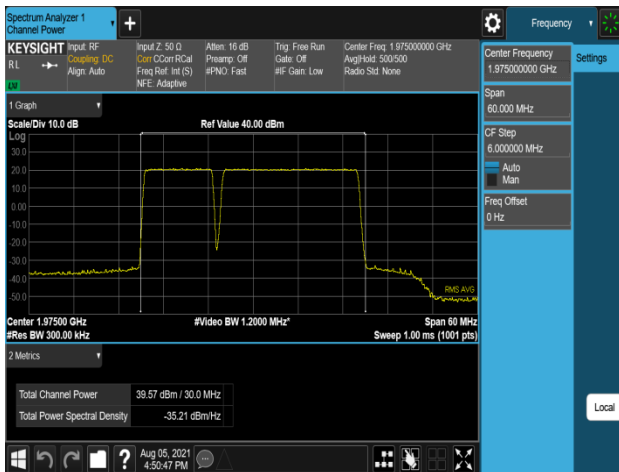
FCC ID: A3LRF4437D-25D		MEASUREMENT REPORT		Approved by: Technical Manager
Test Report S/N: 8K21071202-02-R2.A3L	Test Dates: 07/19/2021-08/18/2021	EUT Type: RRU(RF4437d)		Page 95 of 430



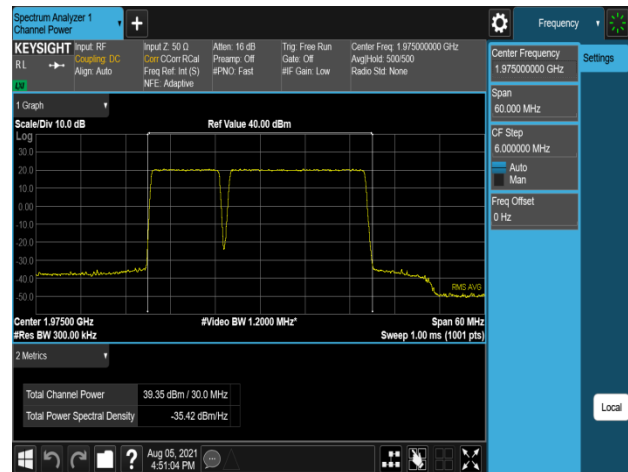
Plot 7-343. Conducted Average Output Power Plot (B2_10M+20M_2C_16QAM – Mid Channel, Port 2)



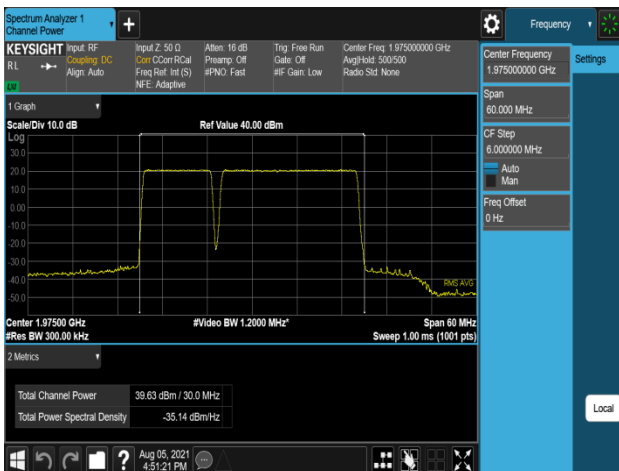
Plot 7-344. Conducted Average Output Power Plot (B2_10M+20M_2C_16QAM – Mid Channel, Port 3)



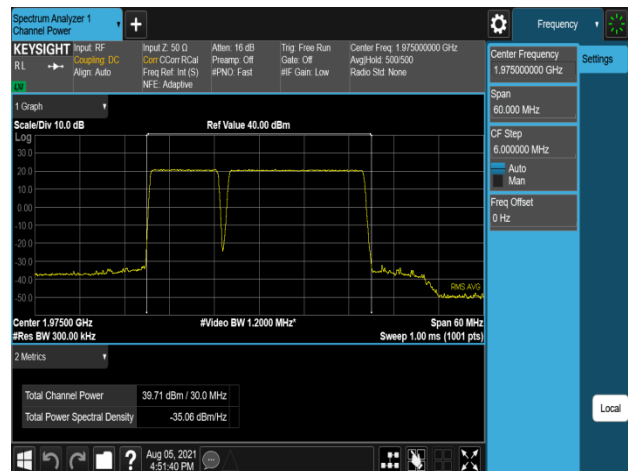
Plot 7-345. Conducted Average Output Power Plot (B2_10M+20M_2C_QPSK – High Channel, Port 0)



Plot 7-346. Conducted Average Output Power Plot (B2_10M+20M_2C_QPSK – High Channel, Port 1)



Plot 7-347. Conducted Average Output Power Plot (B2_10M+20M_2C_QPSK – High Channel, Port 2)



Plot 7-348. Conducted Average Output Power Plot (B2_10M+20M_2C_QPSK – High Channel, Port 3)

FCC ID: A3LRF4437D-25D		MEASUREMENT REPORT		Approved by: Technical Manager
Test Report S/N: 8K21071202-02-R2.A3L	Test Dates: 07/19/2021-08/18/2021	EUT Type: RRU(RF4437d)		Page 96 of 430

Low Channel	Port	QPSK	16QAM	64QAM	256QAM
Conducted Average Power (dBm)	0	39.67	39.50	39.55	39.46
	1	39.36	39.38	39.39	39.40
	2	39.46	39.57	39.60	39.48
	3	39.61	39.65	39.65	39.66
Total MIMO Conducted Power (mW)		35870.02	35865.17	36051.14	35658.98
Total MIMO Conducted Power (dBm)		45.55	45.55	45.57	45.52



Table 7-45. Conducted Average Output Power Table (B2_5M+5M+5M_3C - Low Channel)

Middle Channel	Port	QPSK	16QAM	64QAM	256QAM
Conducted Average Power (dBm)	0	39.42	39.44	39.42	39.45
	1	39.26	39.26	39.32	39.31
	2	39.44	39.47	39.50	39.51
	3	39.54	39.54	39.56	39.64
Total MIMO Conducted Power (mW)		34968.39	35069.70	35249.51	35479.04
Total MIMO Conducted Power (dBm)		45.44	45.45	45.47	45.50

Table 7-46. Conducted Average Output Power Table (B2_5M+5M+5M_3C - Middle Channel)

High Channel	Port	QPSK	16QAM	64QAM	256QAM
Conducted Average Power (dBm)	0	39.57	39.46	39.58	39.47
	1	39.47	39.36	39.35	39.44
	2	39.60	39.57	39.57	39.63
	3	39.73	39.65	39.65	39.66
Total MIMO Conducted Power (mW)		36425.82	35743.62	35971.18	36071.69
Total MIMO Conducted Power (dBm)		45.61	45.53	45.56	45.57

Table 7-47. Conducted Average Output Power Table (B2_5M+5M+5M_3C - High Channel)

FCC ID: A3LRF4437D-25D		MEASUREMENT REPORT		Approved by: Technical Manager
Test Report S/N: 8K21071202-02-R2.A3L	Test Dates: 07/19/2021-08/18/2021	EUT Type: RRU(RF4437d)	Page 97 of 430	

Low Channel	Port	QPSK	16QAM	64QAM	256QAM
Conducted Average Power (dBm)	0	39.38	39.31	39.24	39.37
	1	39.24	39.24	39.13	39.42
	2	39.34	39.32	39.29	39.42
	3	39.55	39.47	39.39	39.47
Total MIMO Conducted Power (mW)		34670.07	34327.42	33760.66	35000.51
Total MIMO Conducted Power (dBm)		45.40	45.36	45.28	45.44



Table 7-48. Conducted Average Output Power Table (B2_5M+5M+20M_3C - Low Channel)

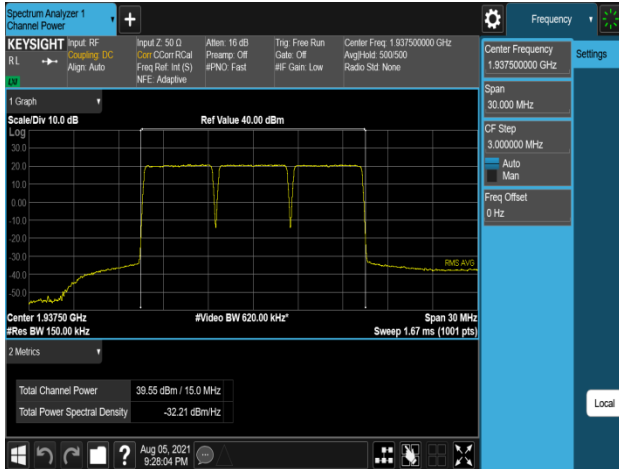
Middle Channel	Port	QPSK	16QAM	64QAM	256QAM
Conducted Average Power (dBm)	0	39.33	39.37	39.42	39.42
	1	39.36	39.39	39.34	39.38
	2	39.45	39.47	39.43	39.45
	3	39.54	39.57	39.60	39.59
Total MIMO Conducted Power (mW)		35005.63	35247.77	35230.09	35329.08
Total MIMO Conducted Power (dBm)		45.44	45.47	45.47	45.48

Table 7-49. Conducted Average Output Power Table (B2_5M+5M+20M_3C - Middle Channel)

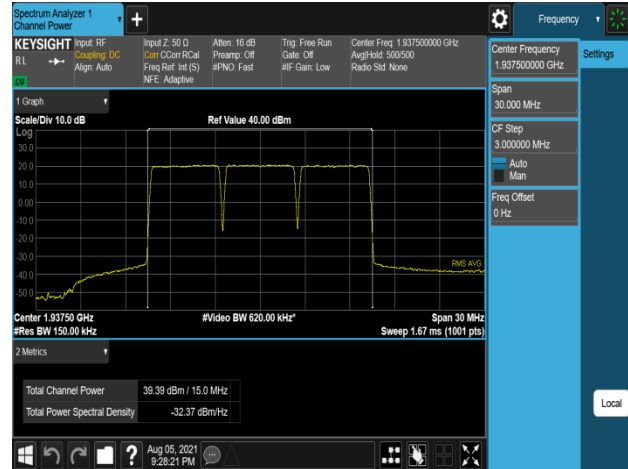
High Channel	Port	QPSK	16QAM	64QAM	256QAM
Conducted Average Power (dBm)	0	39.34	39.34	39.37	39.40
	1	39.28	39.33	39.36	39.39
	2	39.44	39.46	39.39	39.43
	3	39.54	39.50	39.61	39.53
Total MIMO Conducted Power (mW)		34847.61	34903.82	35110.20	35143.54
Total MIMO Conducted Power (dBm)		45.42	45.43	45.45	45.46

Table 7-50. Conducted Average Output Power Table (B2_5M+5M+20M_3C - High Channel)

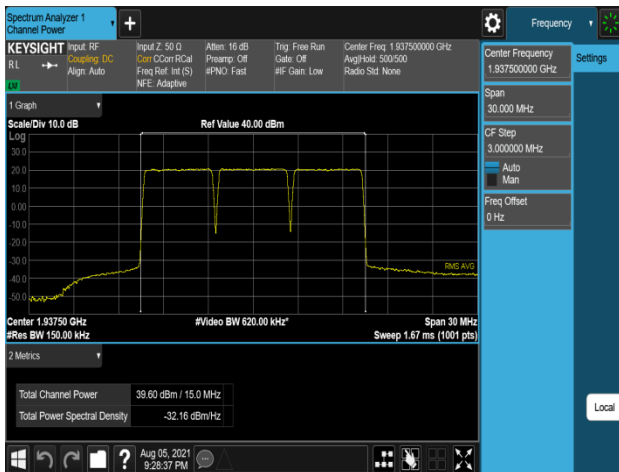
FCC ID: A3LRF4437D-25D	 PCTEST ENGINEERING LABORATORY, INC.	MEASUREMENT REPORT		Approved by: Technical Manager
Test Report S/N: 8K21071202-02-R2.A3L	Test Dates: 07/19/2021-08/18/2021	EUT Type: RRU(RF4437d)		Page 98 of 430



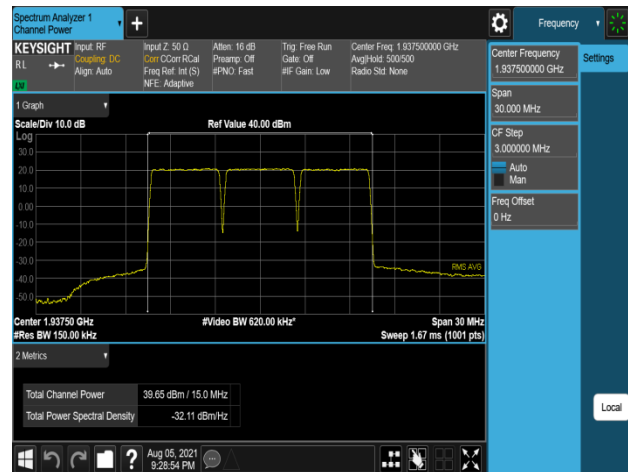
Plot 7-349. Conducted Average Output Power Plot (B2_5M+5M+5M_3C_64QAM - Low Channel, Port 0)



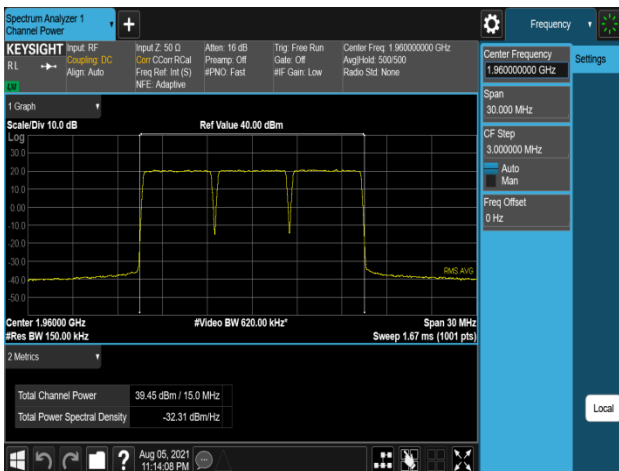
Plot 7-350. Conducted Average Output Power Plot (B2_5M+5M+5M_3C_64QAM - Low Channel, Port 1)



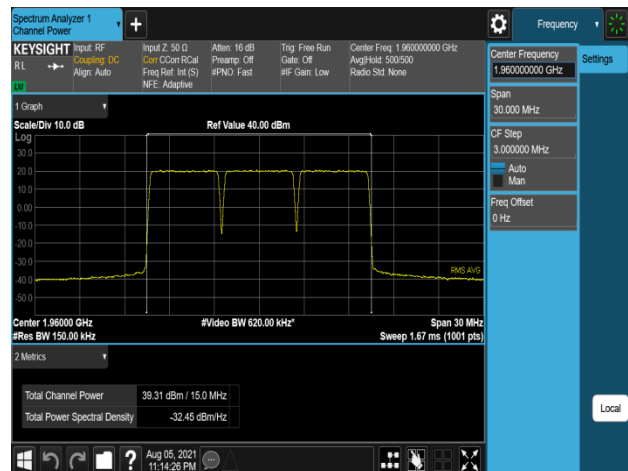
Plot 7-351. Conducted Average Output Power Plot (B2_5M+5M+5M_3C_64QAM - Low Channel, Port 2)



Plot 7-352. Conducted Average Output Power Plot (B2_5M+5M+5M_3C_64QAM - Low Channel, Port 3)

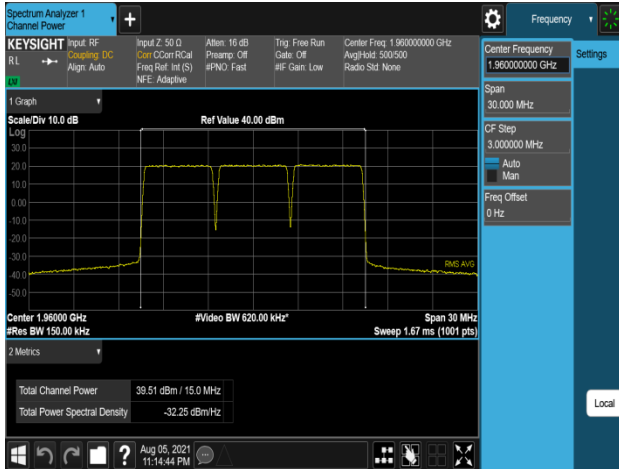


Plot 7-353. Conducted Average Output Power Plot (B2_5M+5M+5M_3C_256QAM - Mid Channel, Port 0)

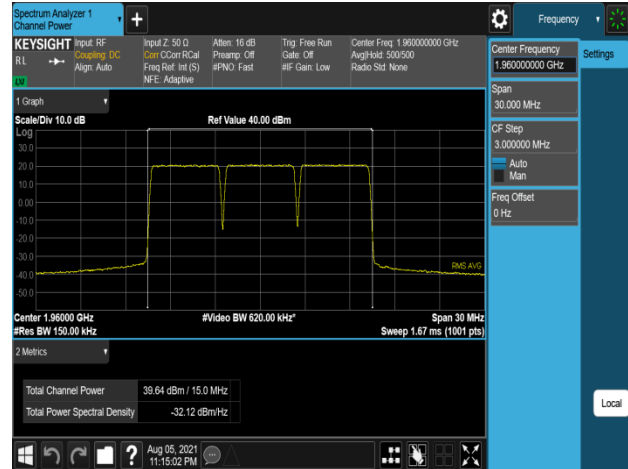


Plot 7-354. Conducted Average Output Power Plot (B2_5M+5M+5M_3C_256QAM - Mid Channel, Port 1)

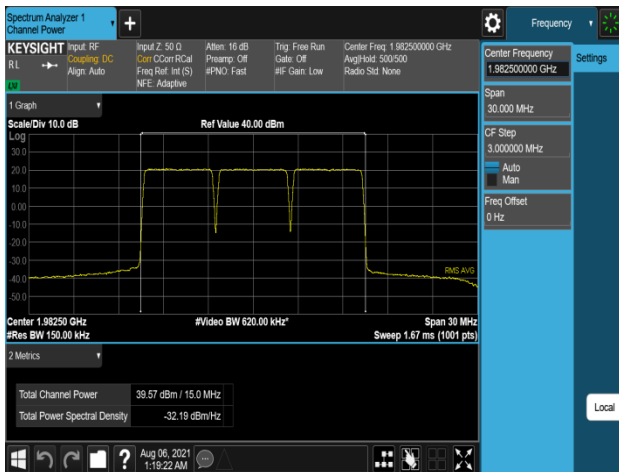
FCC ID: A3LRF4437D-25D		MEASUREMENT REPORT		Approved by: Technical Manager
Test Report S/N: 8K21071202-02-R2.A3L	Test Dates: 07/19/2021-08/18/2021	EUT Type: RRU(RF4437d)		Page 99 of 430



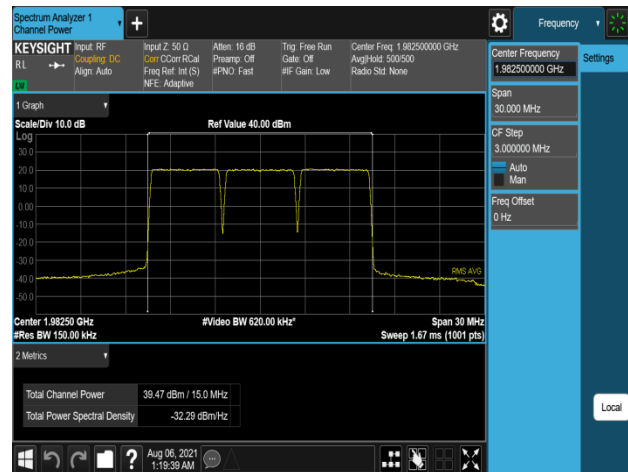
Plot 7-355. Conducted Average Output Power Plot (B2_5M+5M+5M_3C_256QAM - Mid Channel, Port 2)



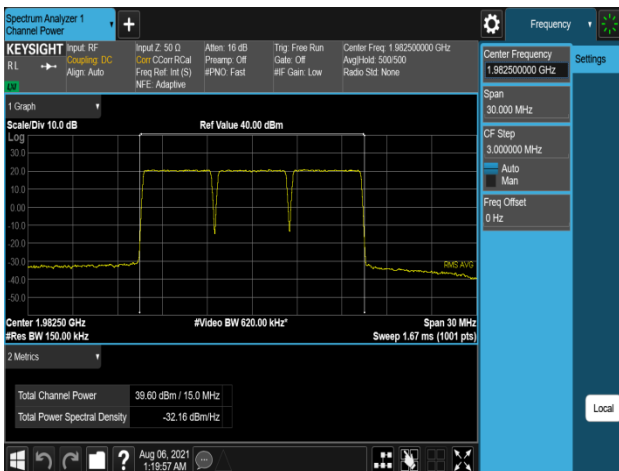
Plot 7-356. Conducted Average Output Power Plot (B2_5M+5M+5M_3C_256QAM - Mid Channel, Port 3)



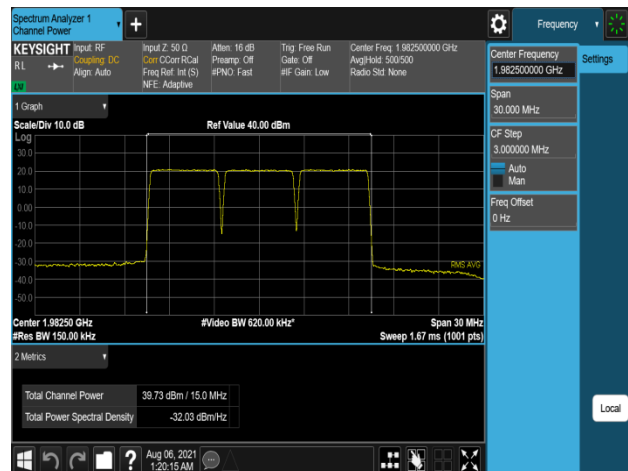
Plot 7-357. Conducted Average Output Power Plot (B2_5M+5M+5M_3C_QPSK - High Channel, Port 0)



Plot 7-358. Conducted Average Output Power Plot (B2_5M+5M+5M_3C_QPSK - High Channel, Port 1)

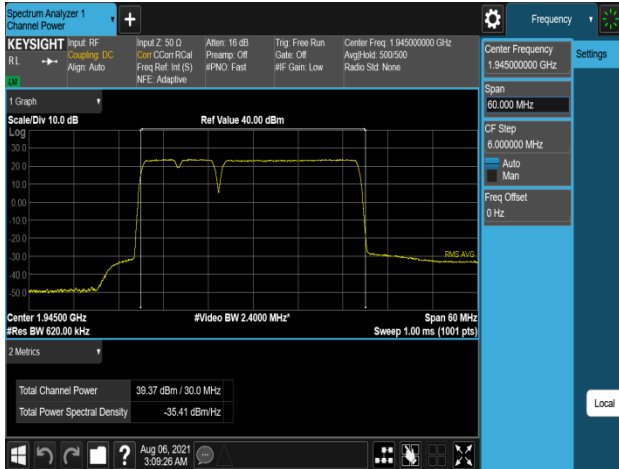


Plot 7-359. Conducted Average Output Power Plot (B2_5M+5M+5M_3C_QPSK - High Channel, Port 2)

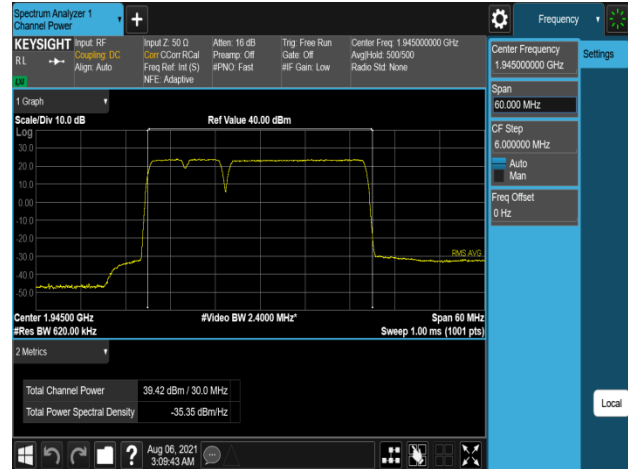


Plot 7-360. Conducted Average Output Power Plot (B2_5M+5M+5M_3C_QPSK - High Channel, Port 3)

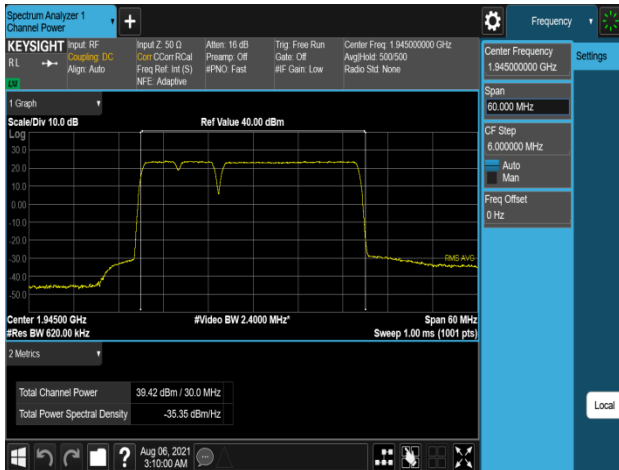
FCC ID: A3LRF4437D-25D	PCTEST ENGINEERING LABORATORY, INC.	MEASUREMENT REPORT		Approved by: Technical Manager
Test Report S/N: 8K21071202-02-R2.A3L	Test Dates: 07/19/2021-08/18/2021	EUT Type: RRU(RF4437d)		Page 100 of 430



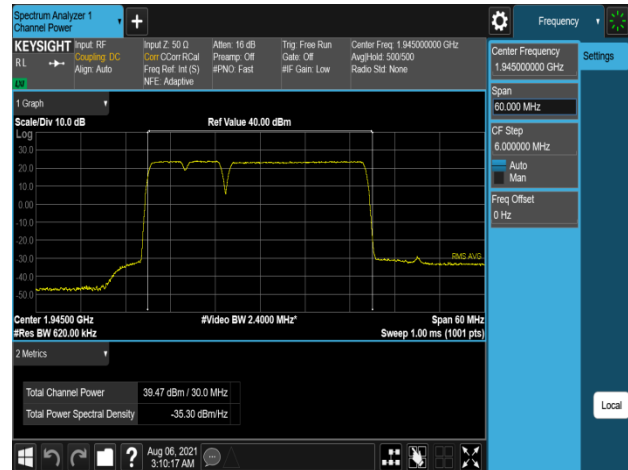
Plot 7-361. Conducted Average Output Power Plot (B2_5M+5M+20M_3C_256QAM - Low Channel, Port 0)



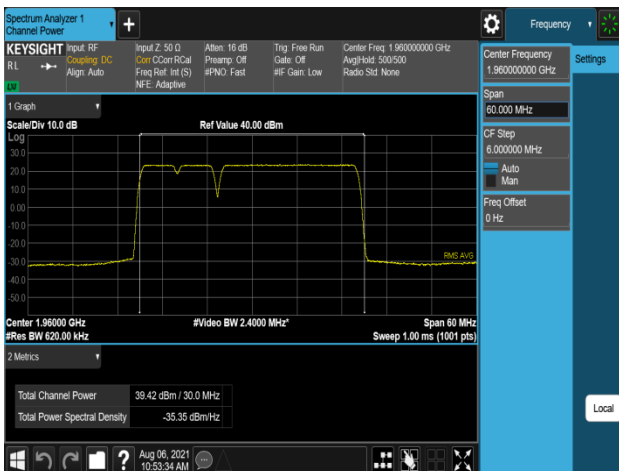
Plot 7-362. Conducted Average Output Power Plot (B2_5M+5M+20M_3C_256QAM - Low Channel, Port 1)



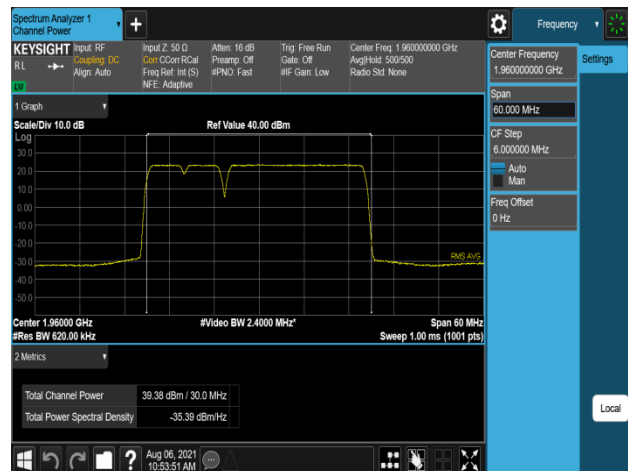
Plot 7-363. Conducted Average Output Power Plot (B2_5M+5M+20M_3C_256QAM - Low Channel, Port 2)





Plot 7-364. Conducted Average Output Power Plot (B2_5M+5M+20M_3C_256QAM - Low Channel, Port 3)

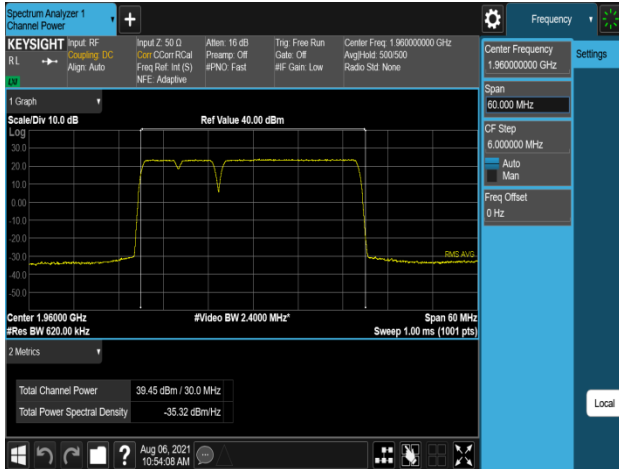


Plot 7-365. Conducted Average Output Power Plot (B2_5M+5M+20M_3C_256QAM - Mid Channel, Port 0)

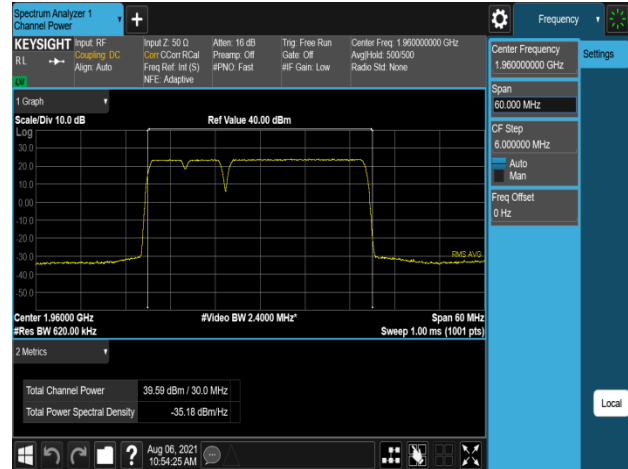


Plot 7-366. Conducted Average Output Power Plot (B2_5M+5M+20M_3C_256QAM - Mid Channel, Port 1)

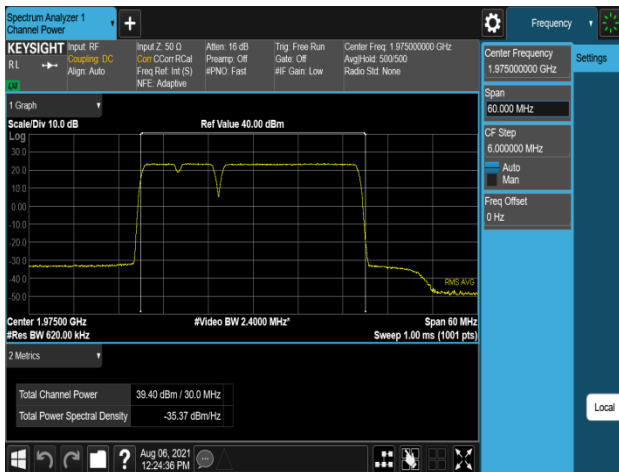
FCC ID: A3LRF4437D-25D		MEASUREMENT REPORT		Approved by: Technical Manager
Test Report S/N: 8K21071202-02-R2.A3L	Test Dates: 07/19/2021-08/18/2021	EUT Type: RRU(RF4437d)		Page 101 of 430



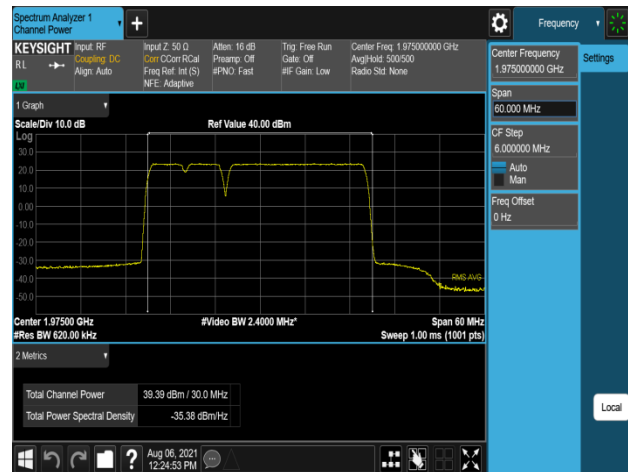
Plot 7-367. Conducted Average Output Power Plot (B2_5M+5M+20M_3C_256QAM - Mid Channel, Port 2)



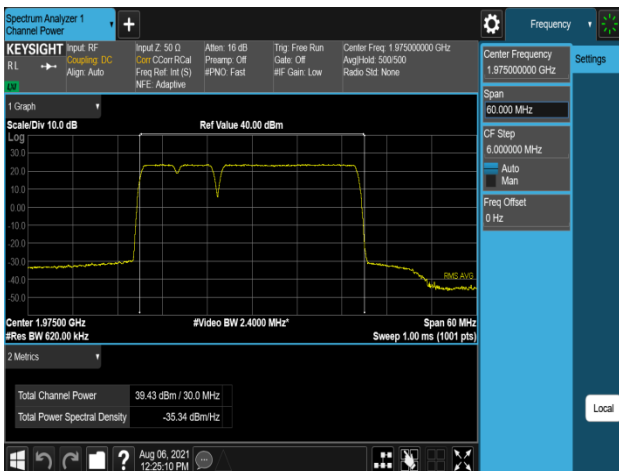
Plot 7-368. Conducted Average Output Power Plot (B2_5M+5M+20M_3C_256QAM - Mid Channel, Port 3)



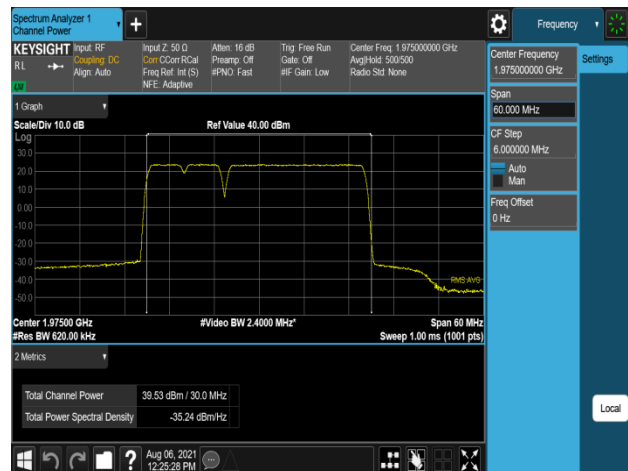
Plot 7-369. Conducted Average Output Power Plot (B2_5M+5M+20M_3C_256QAM - High Channel, Port 0)





Plot 7-370. Conducted Average Output Power Plot (B2_5M+5M+20M_3C_256QAM - High Channel, Port 1)



Plot 7-371. Conducted Average Output Power Plot (B2_5M+5M+20M_3C_256QAM - High Channel, Port 2)



Plot 7-372. Conducted Average Output Power Plot (B2_5M+5M+20M_3C_256QAM - High Channel, Port 3)

FCC ID: A3LRF4437D-25D		MEASUREMENT REPORT		Approved by: Technical Manager
Test Report S/N: 8K21071202-02-R2.A3L	Test Dates: 07/19/2021-08/18/2021	EUT Type: RRU(RF4437d)		Page 102 of 430