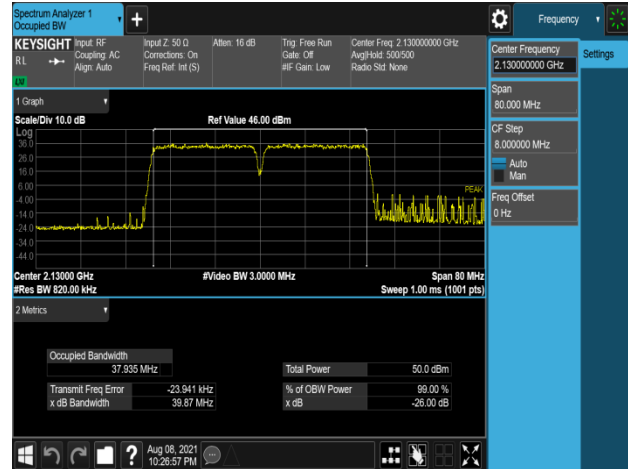
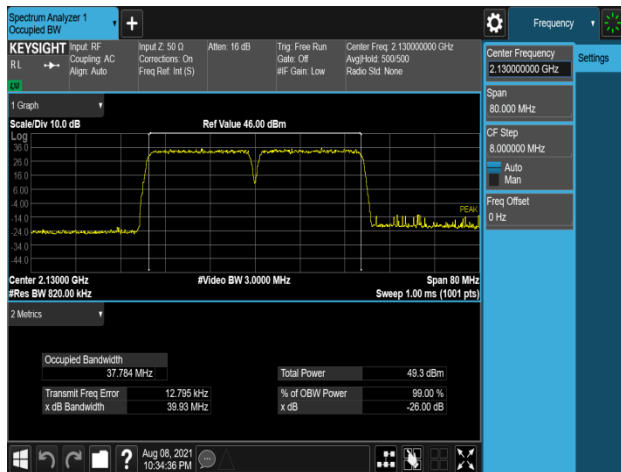


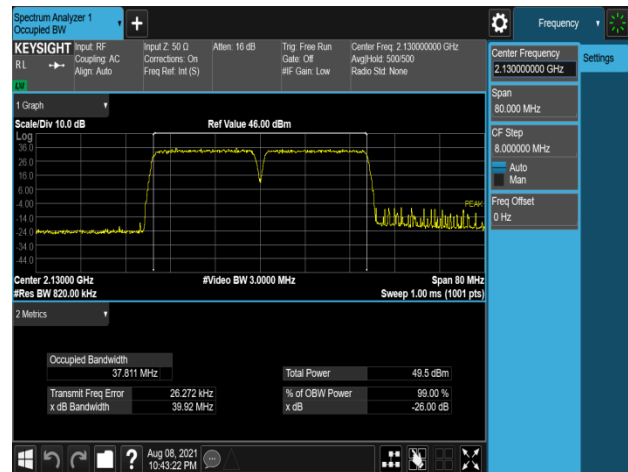
Plot 7-181. Occupied Bandwidth Plot
(B66_20M+20M_2C_QPSK - Low Channel, Port 1)



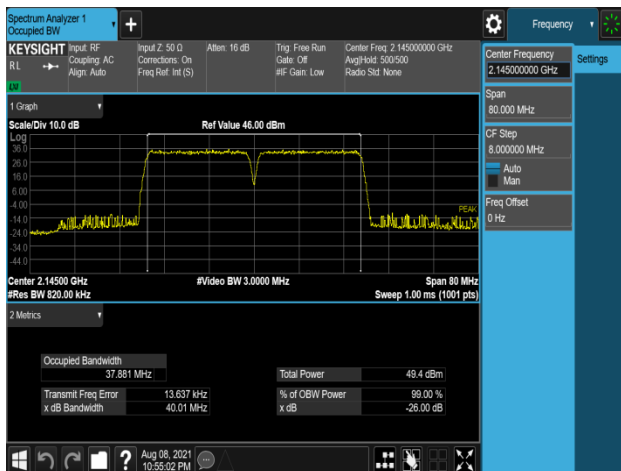
Plot 7-182. Occupied Bandwidth Plot
(B66_20M+20M_2C_16QAM - Low Channel, Port 3)



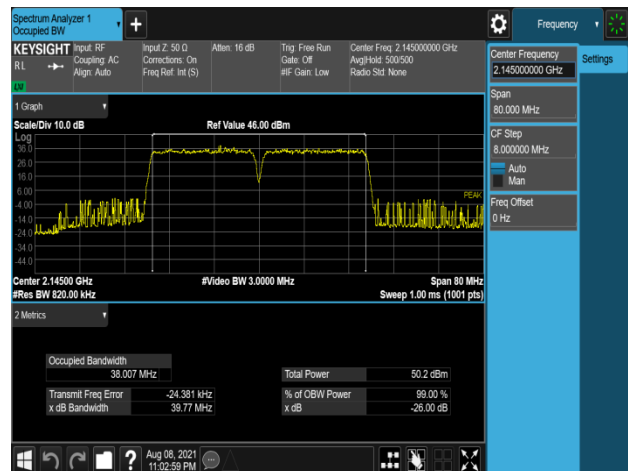
Plot 7-183. Occupied Bandwidth Plot
(B66_20M+20M_2C_64QAM - Low Channel, Port 1)



Plot 7-184. Occupied Bandwidth Plot
(B66_20M+20M_2C_256QAM - Low Channel, Port 3)

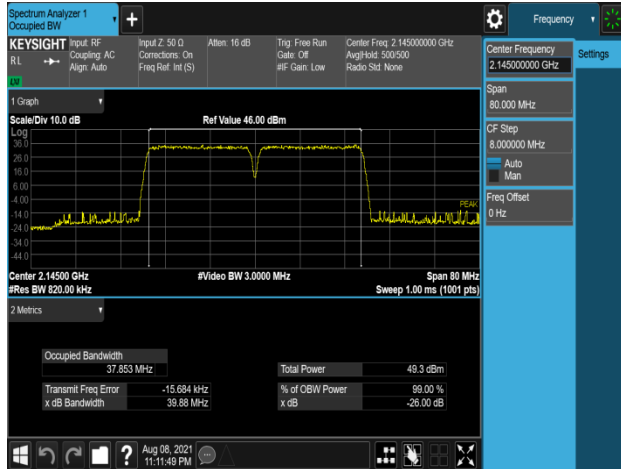


Plot 7-185. Occupied Bandwidth Plot
(B66_20M+20M_2C_QPSK - Mid Channel, Port 1)

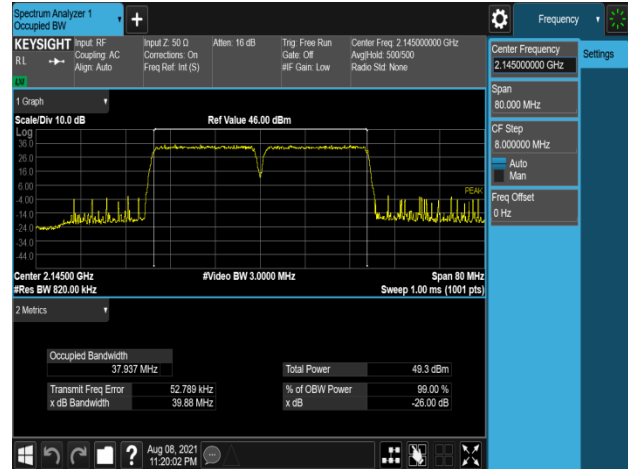


Plot 7-186. Occupied Bandwidth Plot
(B66_20M+20M_2C_16QAM - Mid Channel, Port 0)

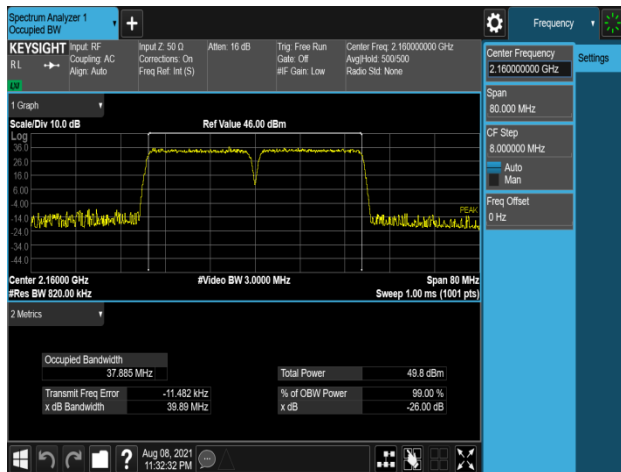
FCC ID: A3LRF4437D-25D		MEASUREMENT REPORT		Approved by: Technical Manager
Test Report S/N: 8K21071202-02-R2.A3L	Test Dates: 07/19/2021-08/18/2021	EUT Type: RRU(RF4437d)		Page 56 of 430



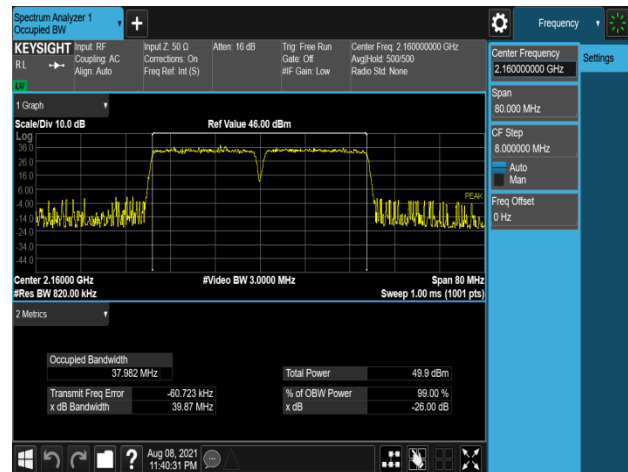
Plot 7-187. Occupied Bandwidth Plot
(B66_20M+20M_2C_64QAM - Mid Channel, Port 2)



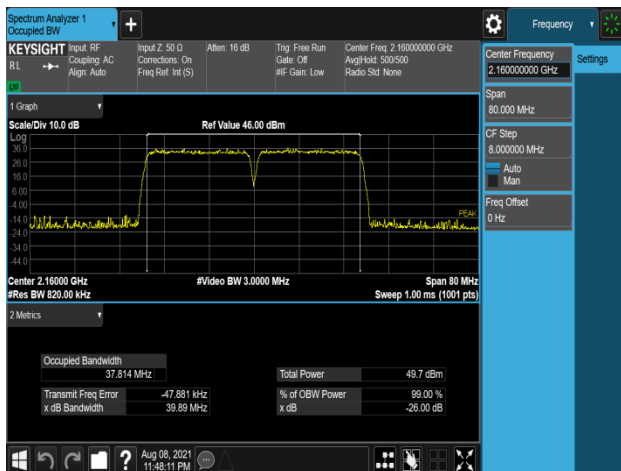
Plot 7-188. Occupied Bandwidth Plot
(B66_20M+20M_2C_256QAM – Mid Channel, Port 2)



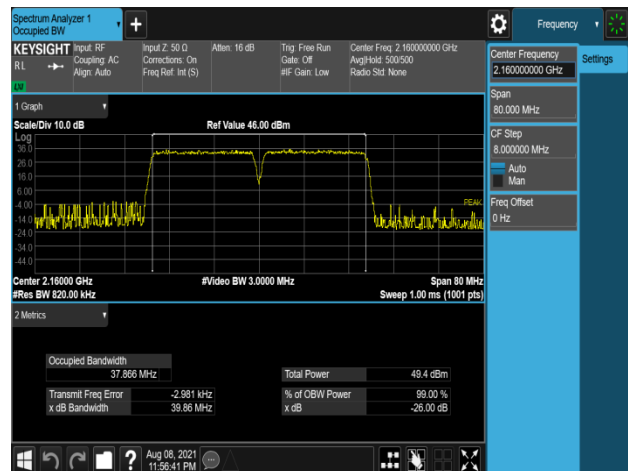
Plot 7-189. Occupied Bandwidth Plot
(B66_20M+20M_2C_QPSK - High Channel, Port 3)



Plot 7-190. Occupied Bandwidth Plot
(B66_20M+20M_2C_16QAM – High Channel, Port 2)



Plot 7-191. Occupied Bandwidth Plot
(B66_20M+20M_2C_64QAM - High Channel, Port 0)



Plot 7-192. Occupied Bandwidth Plot
(B66_20M+20M_2C_256QAM – High Channel, Port 1)



FCC ID: A3LRF4437D-25D		MEASUREMENT REPORT		Approved by: Technical Manager
Test Report S/N: 8K21071202-02-R2.A3L	Test Dates: 07/19/2021-08/18/2021	EUT Type: RRU(RF4437d)		Page 57 of 430

Channel	Port	OBW (MHz)			
		QPSK	16QAM	64QAM	256QAM
Low	0	14.38	14.34	14.37	14.38
	1	14.36	14.39	14.35	14.37
	2	14.37	14.35	14.38	14.40
	3	14.37	14.38	14.36	14.38
Middle	0	14.41	14.38	14.42	14.41
	1	14.39	14.38	14.41	14.43
	2	14.39	14.43	14.42	14.42
	3	14.40	14.40	14.40	14.40
High	0	14.39	14.40	14.39	14.40
	1	14.38	14.41	14.39	14.41
	2	14.37	14.39	14.41	14.41
	3	14.41	14.36	14.42	14.39

Table 7-18. Occupied Bandwidth Summary Data (B66_5M+5M+5M_3C)



Channel	Port	OBW (MHz)			
		QPSK	16QAM	64QAM	256QAM
Low	0	28.53	28.47	28.46	28.50
	1	28.49	28.45	28.49	28.56
	2	28.48	28.55	28.45	28.58
	3	28.54	28.48	28.51	28.49
Middle	0	28.51	28.55	28.52	28.54
	1	28.59	28.58	28.55	28.57
	2	28.53	28.48	28.52	28.65
	3	28.55	28.60	28.56	28.55
High	0	28.46	28.52	28.56	28.62
	1	28.54	28.54	28.52	28.51
	2	28.52	28.55	28.52	28.54
	3	28.53	28.60	28.48	28.56

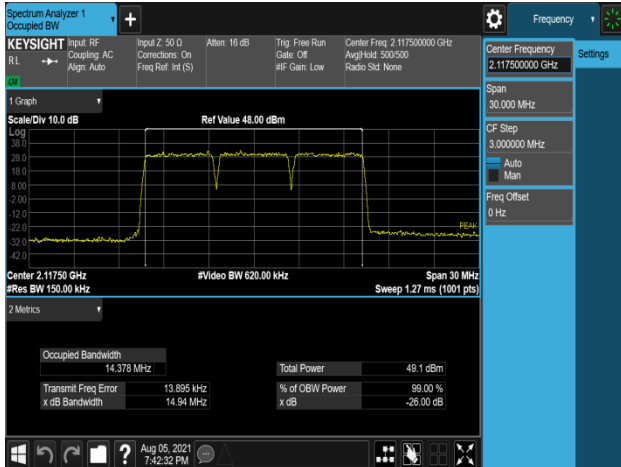
Table 7-19. Occupied Bandwidth Summary Data (B66_5M+5M+20M_3C)

FCC ID: A3LRF4437D-25D	 PCTEST ENGINEERING LABORATORY, INC.	MEASUREMENT REPORT		Approved by: Technical Manager
Test Report S/N: 8K21071202-02-R2.A3L	Test Dates: 07/19/2021-08/18/2021	EUT Type: RRU(RF4437d)	Page 58 of 430	

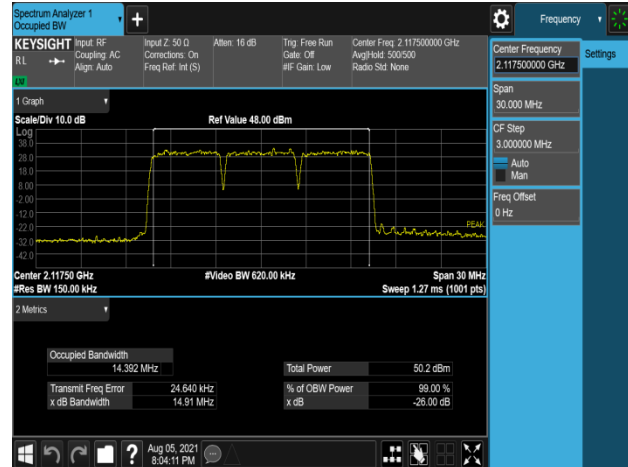
Channel	Port	OBW (MHz)			
		QPSK	16QAM	64QAM	256QAM
Low	0	38.44	38.42	38.38	38.40
	1	38.37	38.36	38.39	38.41
	2	38.37	38.45	38.40	38.40
	3	38.41	38.42	38.41	38.41
Middle	0	38.45	38.53	38.47	38.47
	1	38.49	38.42	38.52	38.52
	2	38.43	38.53	38.54	38.47
	3	38.43	38.50	38.41	38.46
High	0	38.50	38.49	38.42	38.50
	1	38.45	38.43	38.49	38.44
	2	38.49	38.38	38.49	38.44
	3	38.50	38.44	38.45	38.44

Table 7-20. Occupied Bandwidth Summary Data (B66_5M+15M+20M_3C)

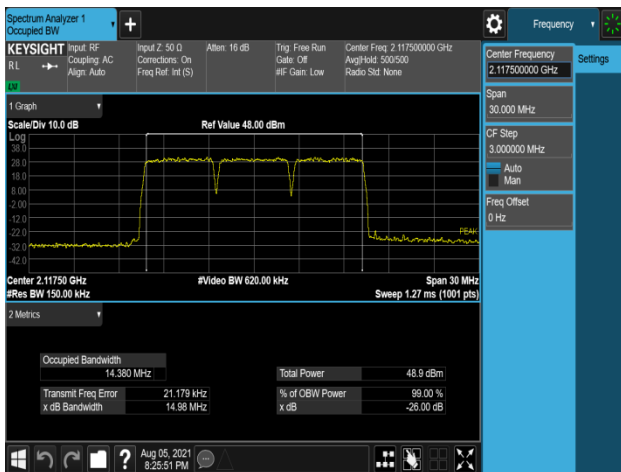
FCC ID: A3LRF4437D-25D		MEASUREMENT REPORT		Approved by: Technical Manager
Test Report S/N: 8K21071202-02-R2.A3L	Test Dates: 07/19/2021-08/18/2021	EUT Type: RRU(RF4437d)	Page 59 of 430	



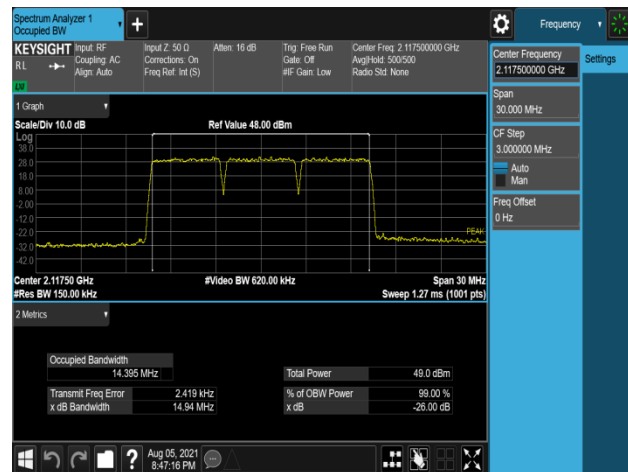
Plot 7-193. Occupied Bandwidth Plot
(B66_5M+5M+5M_3C_QPSK - Low Channel, Port 0)



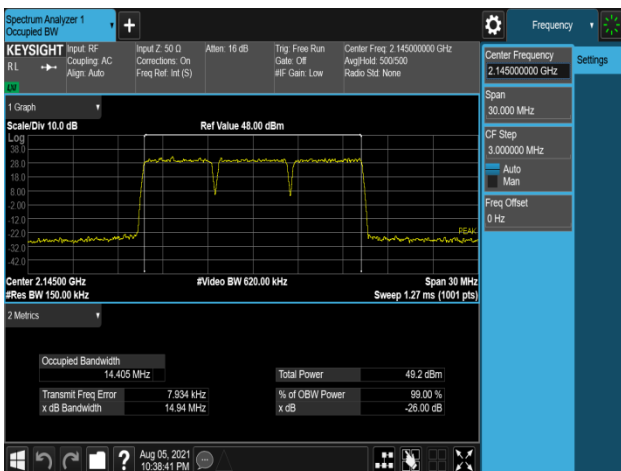
Plot 7-194. Occupied Bandwidth Plot
(B66_5M+5M+5M_3C_16QAM - Low Channel, Port 1)



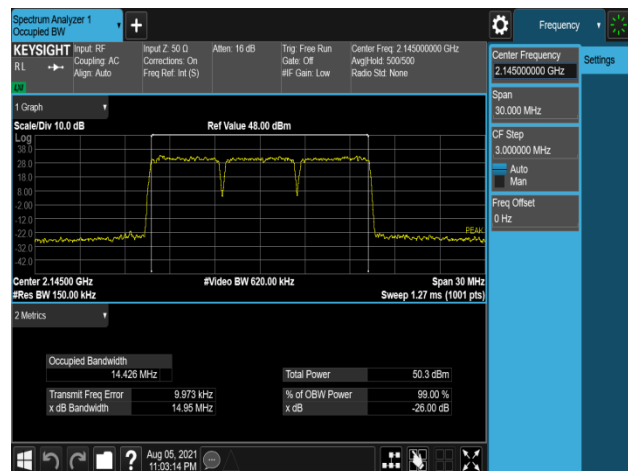
Plot 7-195. Occupied Bandwidth Plot
(B66_5M+5M+5M_3C_64QAM - Low Channel, Port 2)



Plot 7-196. Occupied Bandwidth Plot
(B66_5M+5M+5M_3C_256QAM - Low Channel, Port 2)

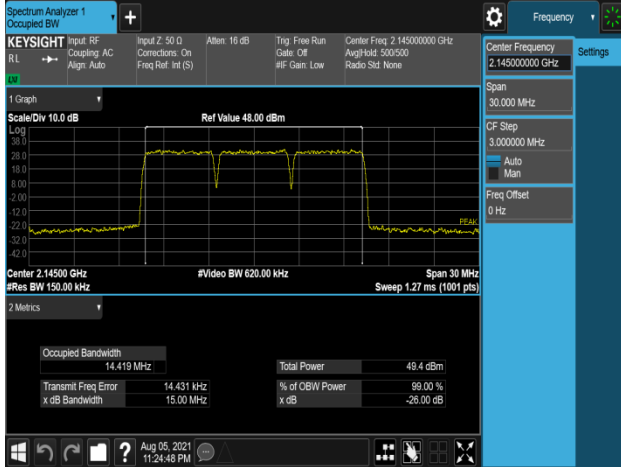


Plot 7-197. Occupied Bandwidth Plot
(B66_5M+5M+5M_3C_QPSK - Mid Channel, Port 0)

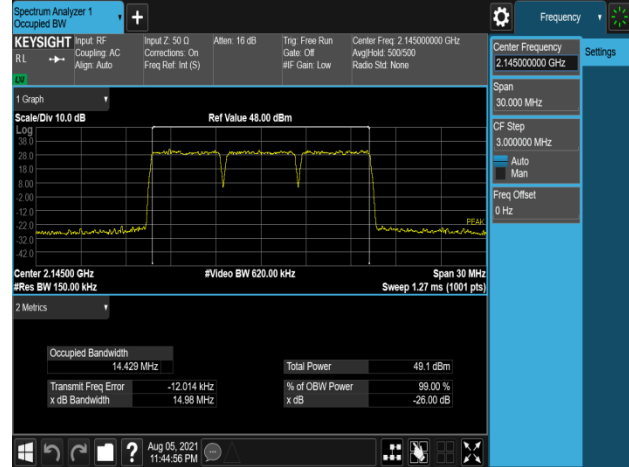


Plot 7-198. Occupied Bandwidth Plot
(B66_5M+5M+5M_3C_16QAM - Mid Channel, Port 2)

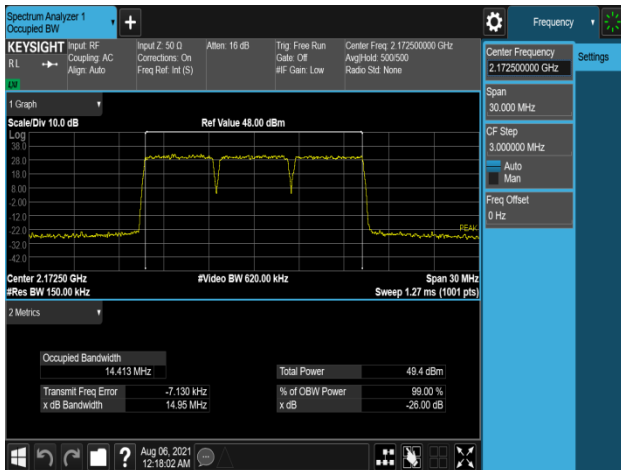
FCC ID: A3LRF4437D-25D		MEASUREMENT REPORT		Approved by: Technical Manager
Test Report S/N: 8K21071202-02-R2.A3L	Test Dates: 07/19/2021-08/18/2021	EUT Type: RRU(RF4437d)		Page 60 of 430



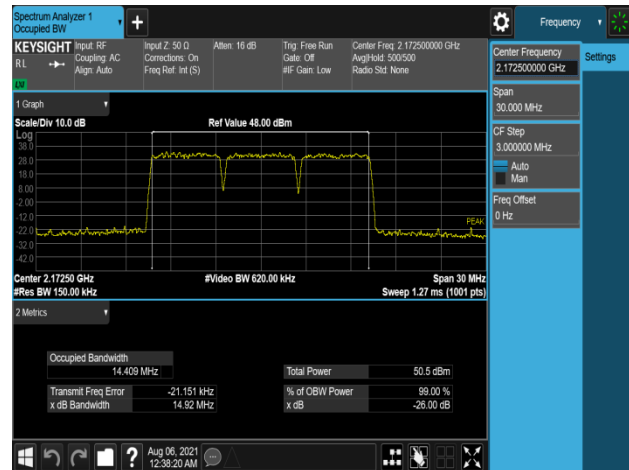
Plot 7-199. Occupied Bandwidth Plot
(B66_5M+5M+5M_3C_64QAM - Mid Channel, Port 0)



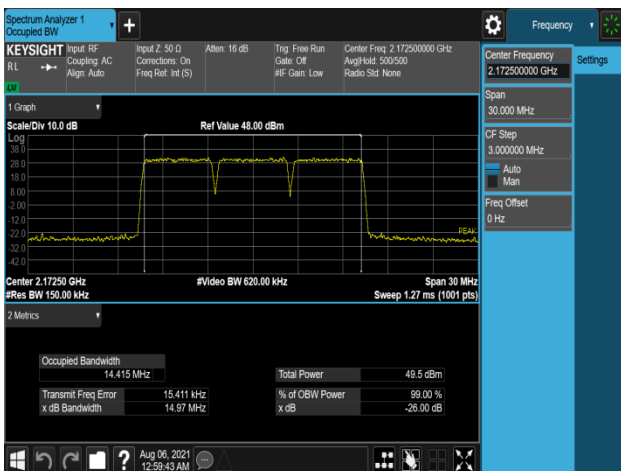
Plot 7-200. Occupied Bandwidth Plot
(B66_5M+5M+5M_3C_256QAM - Mid Channel, Port 1)



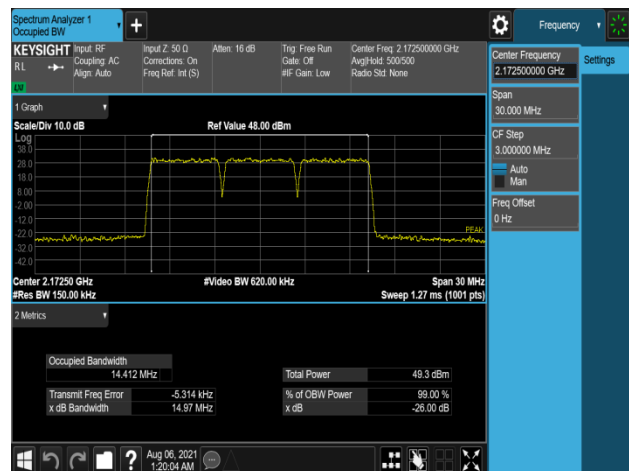
Plot 7-201. Occupied Bandwidth Plot
(B66_5M+5M+5M_3C_QPSK - High Channel, Port 3)



Plot 7-202. Occupied Bandwidth Plot
(B66_5M+5M+5M_3C_16QAM - High Channel, Port 1)

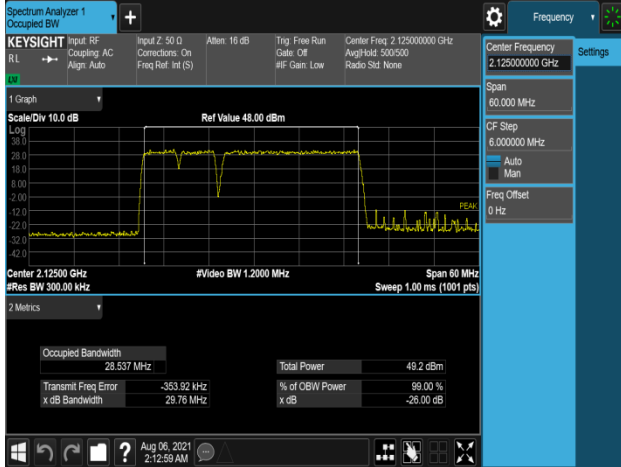


Plot 7-203. Occupied Bandwidth Plot
(B66_5M+5M+5M_3C_64QAM - High Channel, Port 3)

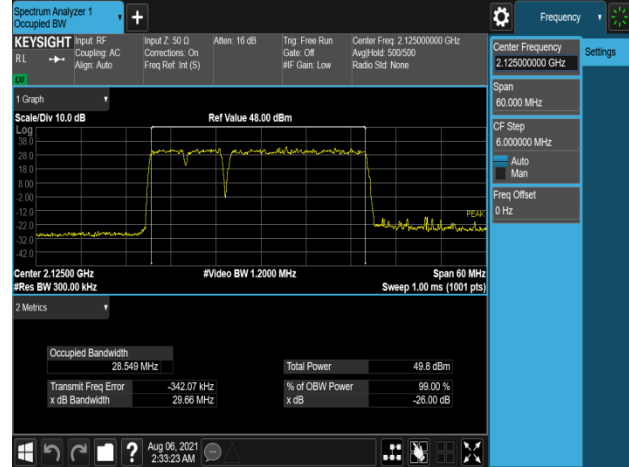


Plot 7-204. Occupied Bandwidth Plot
(B66_5M+5M+5M_3C_256QAM - High Channel, Port 1)

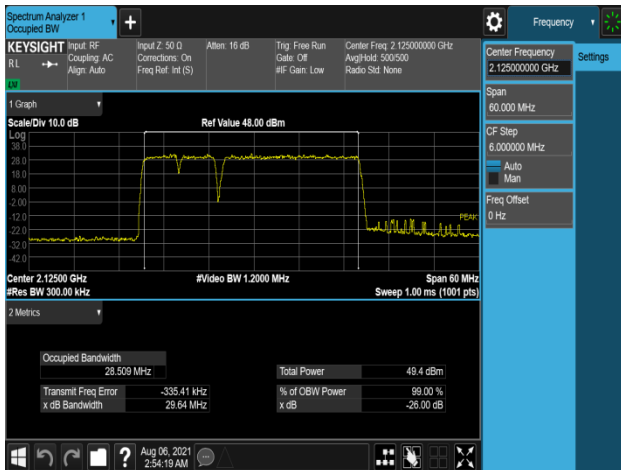
FCC ID: A3LRF4437D-25D		MEASUREMENT REPORT		Approved by: Technical Manager
Test Report S/N: 8K21071202-02-R2.A3L	Test Dates: 07/19/2021-08/18/2021	EUT Type: RRU(RF4437d)		Page 61 of 430



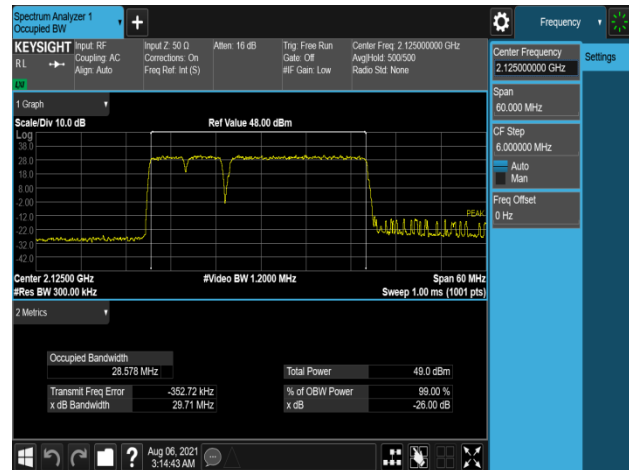
Plot 7-205. Occupied Bandwidth Plot
(B66_5M+5M+20M_3C_QPSK - Low Channel, Port 3)



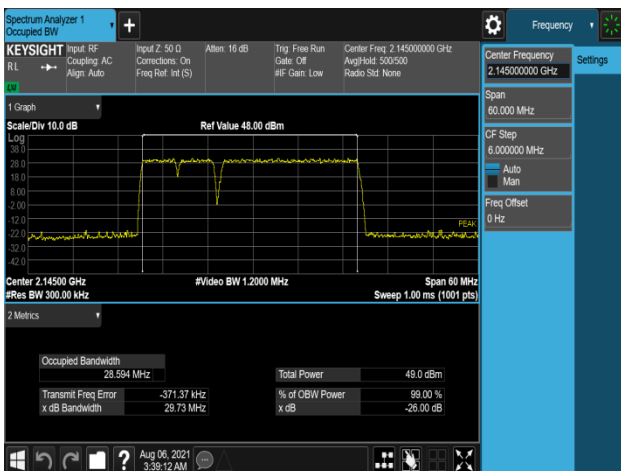
Plot 7-206. Occupied Bandwidth Plot
(B66_5M+5M+20M_3C_16QAM - Low Channel, Port 2)



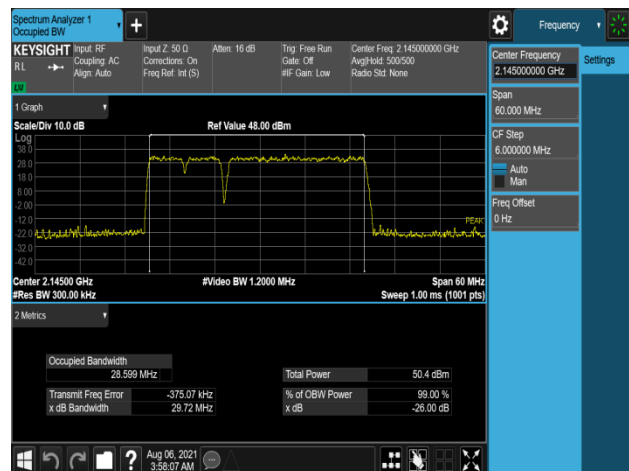
Plot 7-207. Occupied Bandwidth Plot
(B66_5M+5M+20M_3C_64QAM - Low Channel, Port 3)



Plot 7-208. Occupied Bandwidth Plot
(B66_5M+5M+20M_3C_256QAM - Low Channel, Port 2)

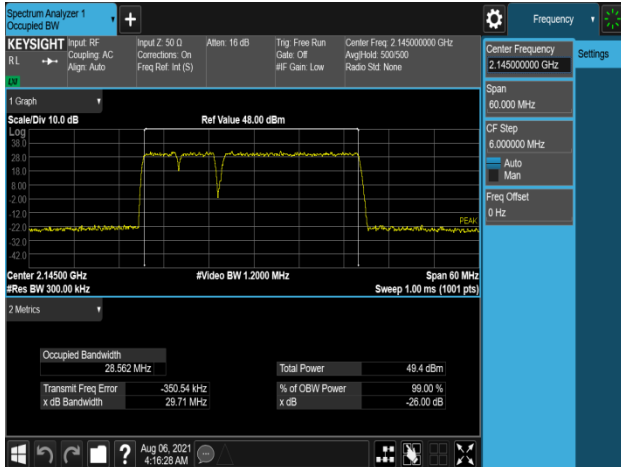


Plot 7-209. Occupied Bandwidth Plot
(B66_5M+5M+20M_3C_QPSK - Mid Channel, Port 1)

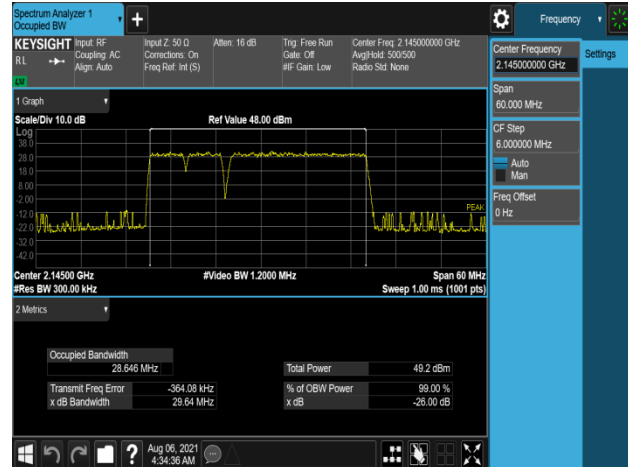


Plot 7-210. Occupied Bandwidth Plot
(B66_5M+5M+20M_3C_16QAM - Mid Channel, Port 3)

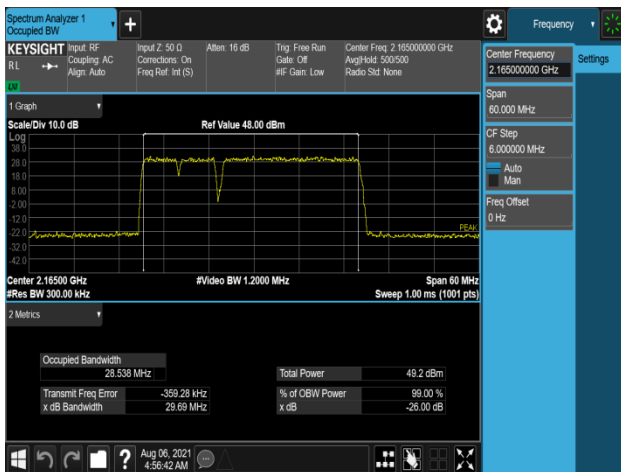
FCC ID: A3LRF4437D-25D		MEASUREMENT REPORT		Approved by: Technical Manager
Test Report S/N: 8K21071202-02-R2.A3L	Test Dates: 07/19/2021-08/18/2021	EUT Type: RRU(RF4437d)		Page 62 of 430



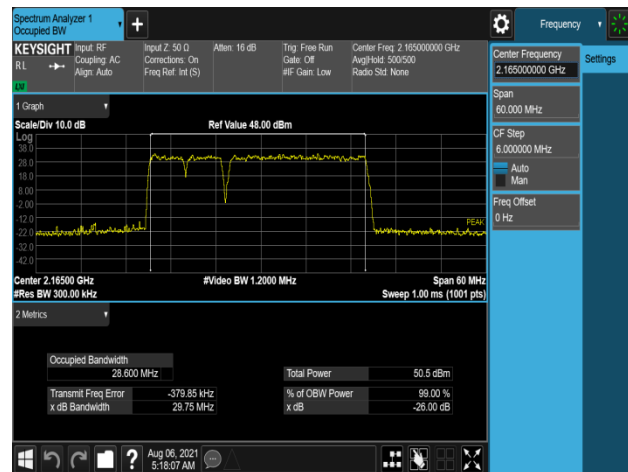
Plot 7-211. Occupied Bandwidth Plot
(B66_5M+5M+20M_3C_64QAM - Mid Channel, Port 3)



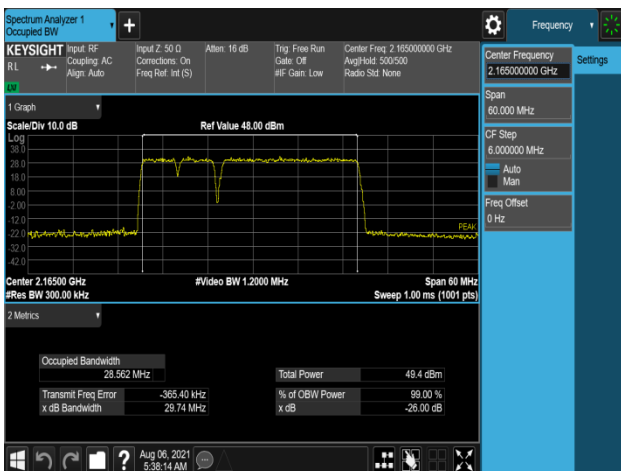
Plot 7-212. Occupied Bandwidth Plot
(B66_5M+5M+20M_3C_256QAM - Mid Channel, Port 2)



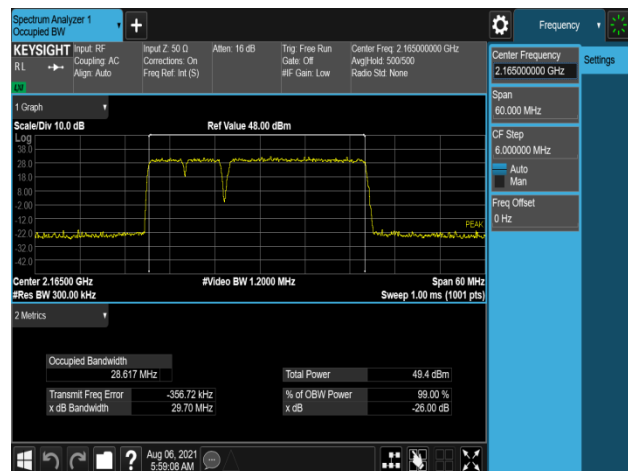
Plot 7-213. Occupied Bandwidth Plot
(B66_5M+5M+20M_3C_QPSK - High Channel, Port 1)





Plot 7-214. Occupied Bandwidth Plot
(B66_5M+5M+20M_3C_16QAM - High Channel, Port 3)

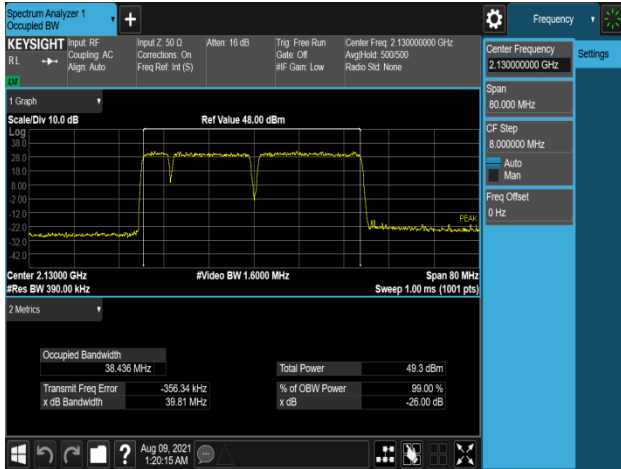


Plot 7-215. Occupied Bandwidth Plot
(B66_5M+5M+20M_3C_64QAM - High Channel, Port 0)

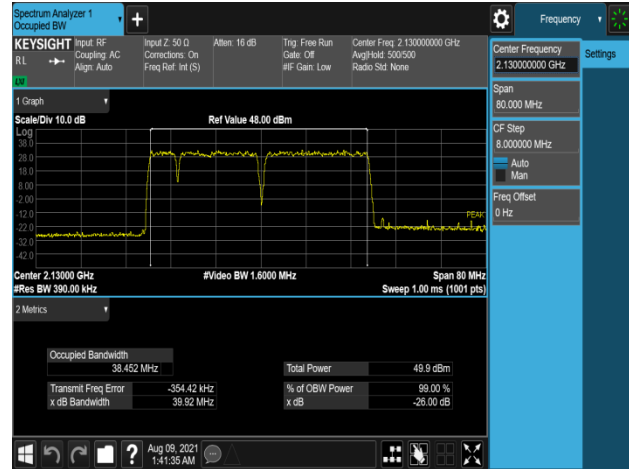


Plot 7-216. Occupied Bandwidth Plot
(B66_5M+5M+20M_3C_256QAM - High Channel, Port 2)

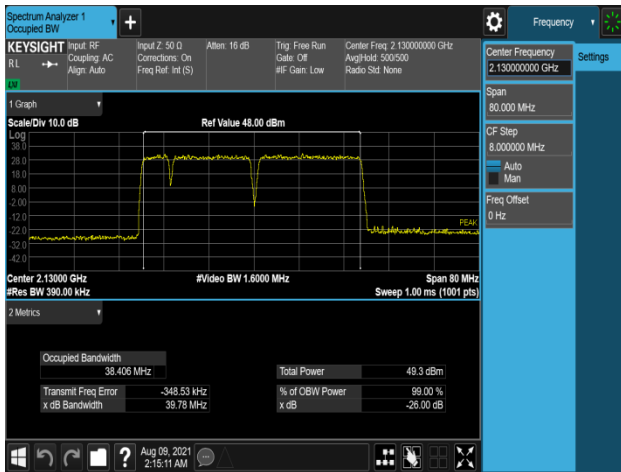
FCC ID: A3LRF4437D-25D		MEASUREMENT REPORT		Approved by: Technical Manager
Test Report S/N: 8K21071202-02-R2.A3L	Test Dates: 07/19/2021-08/18/2021	EUT Type: RRU(RF4437d)		Page 63 of 430



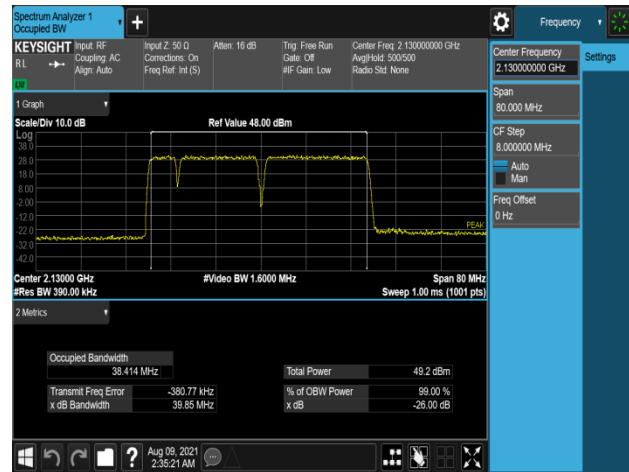
Plot 7-217. Occupied Bandwidth Plot
(B66_5M+15M+20M_3C_QPSK - Low Channel, Port 0)



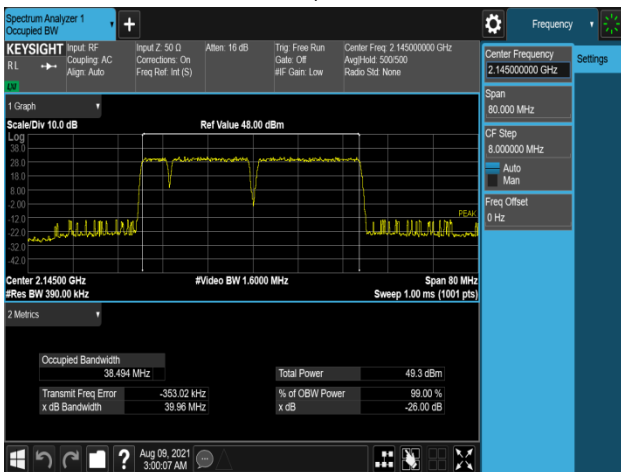
Plot 7-218. Occupied Bandwidth Plot
(B66_5M+15M+20M_3C_16QAM - Low Channel, Port 2)



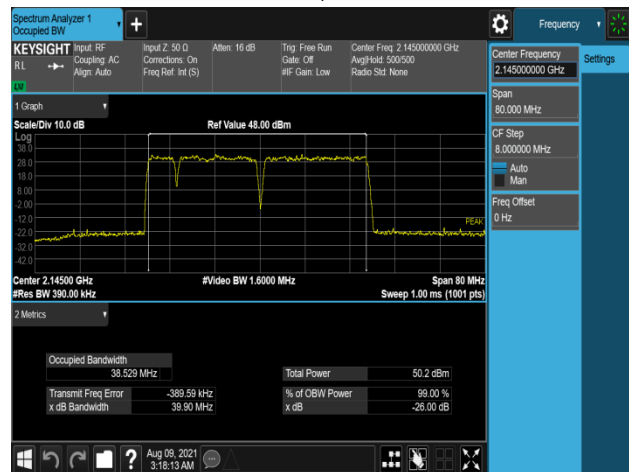
Plot 7-219. Occupied Bandwidth Plot
(B66_5M+15M+20M_3C_64QAM - Low Channel, Port 3)





Plot 7-220. Occupied Bandwidth Plot
(B66_5M+15M+20M_3C_256QAM - Low Channel, Port 1)

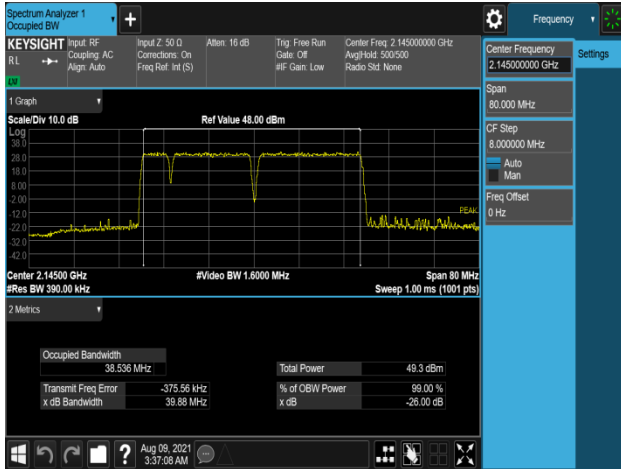


Plot 7-221. Occupied Bandwidth Plot
(B66_5M+15M+20M_3C_QPSK - Mid Channel, Port 1)

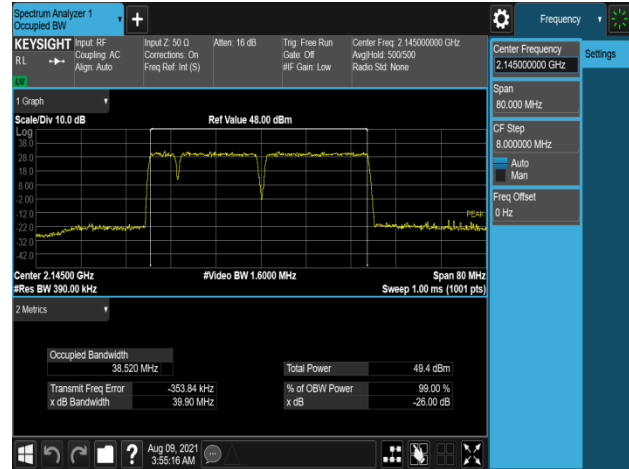


Plot 7-222. Occupied Bandwidth Plot
(B66_5M+15M+20M_3C_16QAM - Mid Channel, Port 0)

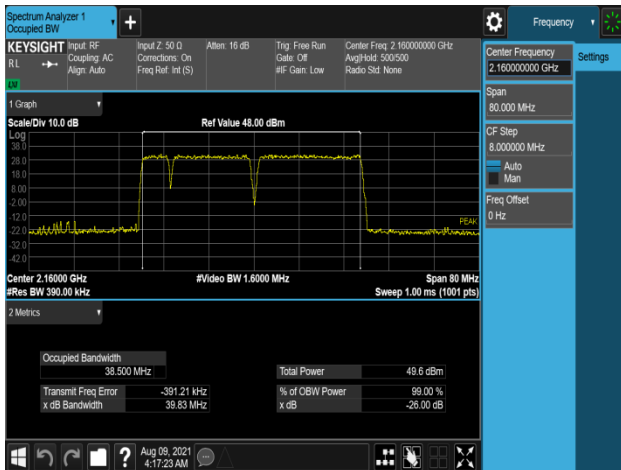
FCC ID: A3LRF4437D-25D		MEASUREMENT REPORT		Approved by: Technical Manager
Test Report S/N: 8K21071202-02-R2.A3L	Test Dates: 07/19/2021-08/18/2021	EUT Type: RRU(RF4437d)		Page 64 of 430



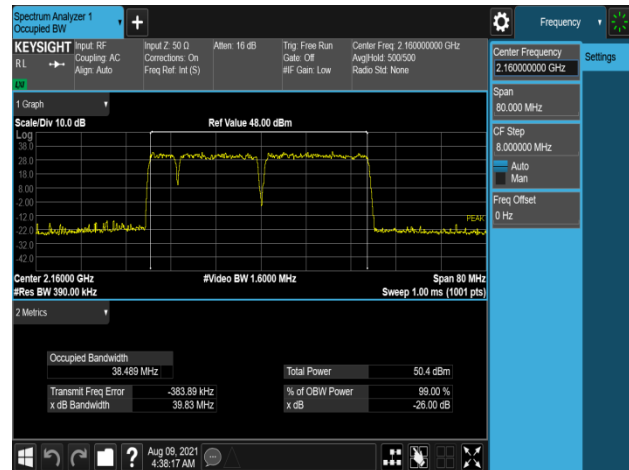
Plot 7-223. Occupied Bandwidth Plot
(B66_5M+15M+20M_3C_64QAM - Mid Channel, Port 2)



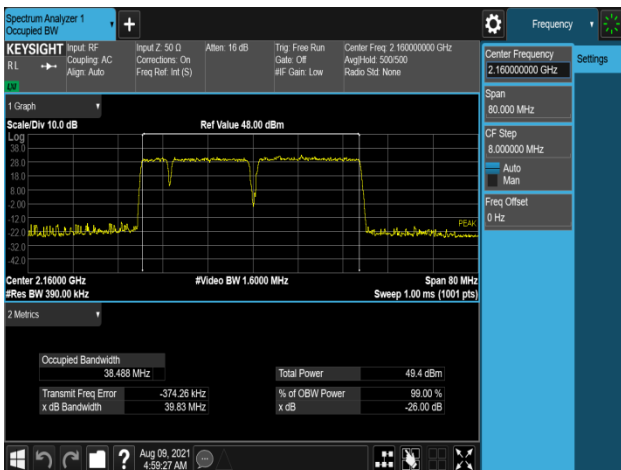
Plot 7-224. Occupied Bandwidth Plot
(B66_5M+15M+20M_3C_256QAM – Mid Channel, Port 2)



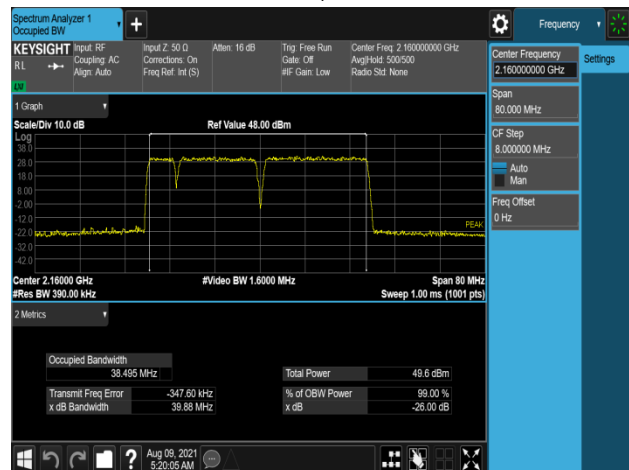
Plot 7-225. Occupied Bandwidth Plot
(B66_5M+15M+20M_3C_QPSK - High Channel, Port 0)





Plot 7-226. Occupied Bandwidth Plot
(B66_5M+15M+20M_3C_16QAM – High Channel, Port 0)



Plot 7-227. Occupied Bandwidth Plot
(B66_5M+15M+20M_3C_64QAM - High Channel, Port 1)



Plot 7-228. Occupied Bandwidth Plot
(B66_5M+15M+20M_3C_256QAM – High Channel, Port 1)



FCC ID: A3LRF4437D-25D		MEASUREMENT REPORT		Approved by: Technical Manager
Test Report S/N: 8K21071202-02-R2.A3L	Test Dates: 07/19/2021-08/18/2021	EUT Type: RRU(RF4437d)		Page 65 of 430

Channel	Port	OBW (MHz)			
		QPSK	16QAM	64QAM	256QAM
Low	0	19.34	19.26	19.30	19.37
	1	19.35	19.35	19.28	19.35
	2	19.36	19.35	19.33	19.37
	3	19.35	19.26	19.30	19.33
Middle	0	19.33	19.34	19.33	19.37
	1	19.37	19.35	19.35	19.40
	2	19.36	19.36	19.33	19.37
	3	19.35	19.36	19.36	19.35
High	0	19.34	19.35	19.33	19.36
	1	19.35	19.33	19.36	19.37
	2	19.35	19.36	19.32	19.36
	3	19.37	19.29	19.33	19.37

Table 7-21. Occupied Bandwidth Summary Data (B66_5M+5M+5M+5M_4C)



Channel	Port	OBW (MHz)			
		QPSK	16QAM	64QAM	256QAM
Low	0	33.40	33.50	33.42	33.44
	1	33.41	33.45	33.46	33.45
	2	33.46	33.44	33.42	33.51
	3	33.46	33.38	33.33	33.44
Middle	0	33.53	33.50	33.51	33.54
	1	33.50	33.49	33.51	33.48
	2	33.46	33.49	33.44	33.55
	3	33.50	33.48	33.51	33.55
High	0	33.48	33.50	33.48	33.52
	1	33.51	33.51	33.44	33.48
	2	33.48	33.54	33.53	33.53
	3	33.46	33.54	33.47	33.51

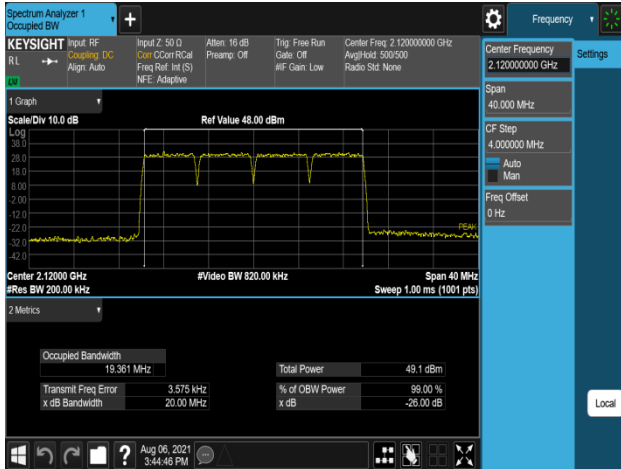
Table 7-22. Occupied Bandwidth Summary Data (B66_5M+5M+5M+20M_4C)

FCC ID: A3LRF4437D-25D	 PCTEST ENGINEERING LABORATORY, INC.	MEASUREMENT REPORT		Approved by: Technical Manager
Test Report S/N: 8K21071202-02-R2.A3L	Test Dates: 07/19/2021-08/18/2021	EUT Type: RRU(RF4437d)	Page 66 of 430	

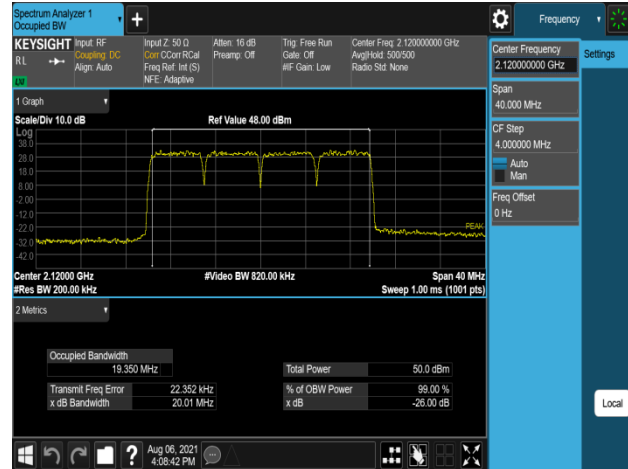
Channel	Port	OBW (MHz)			
		QPSK	16QAM	64QAM	256QAM
Low	0	38.55	38.57	38.51	38.47
	1	38.52	38.58	38.52	38.54
	2	38.48	38.53	38.55	38.53
	3	38.54	38.65	38.57	38.47
Middle	0	38.59	38.61	38.63	38.59
	1	38.61	38.66	38.62	38.62
	2	38.64	38.62	38.59	38.58
	3	38.57	38.67	38.61	38.61
High	0	38.63	38.57	38.52	38.56
	1	38.54	38.67	38.55	38.60
	2	38.58	38.59	38.59	38.61
	3	38.62	38.62	38.60	38.56

Table 7-23. Occupied Bandwidth Summary Data (B66_5M+5M+10M+20M_4C)

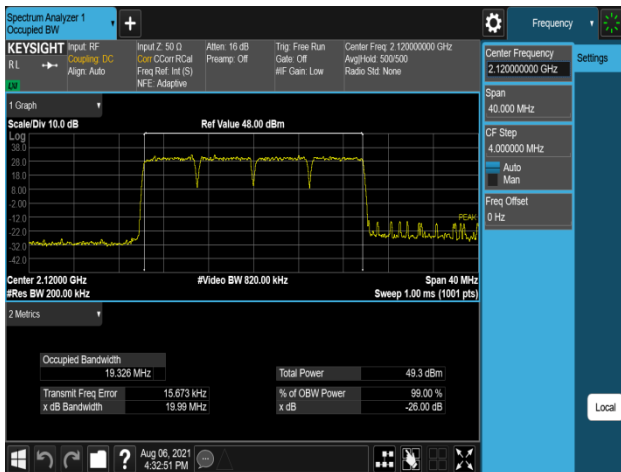
FCC ID: A3LRF4437D-25D	 PCTEST ENGINEERING LABORATORY, INC.	MEASUREMENT REPORT		Approved by: Technical Manager
Test Report S/N: 8K21071202-02-R2.A3L	Test Dates: 07/19/2021-08/18/2021	EUT Type: RRU(RF4437d)	Page 67 of 430	



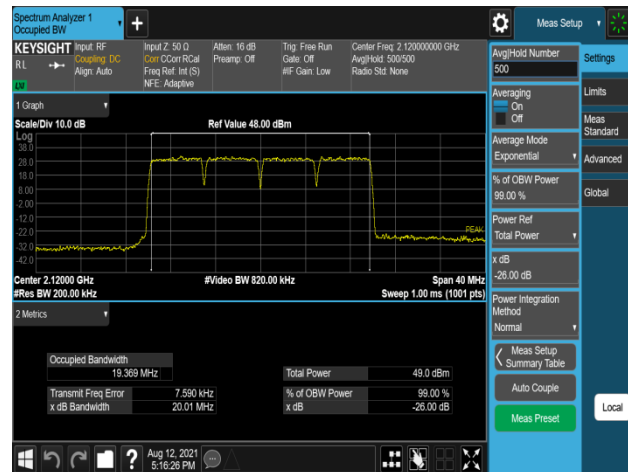
Plot 7-229. Occupied Bandwidth Plot
(B66_5M+5M+5M+5M_4C_QPSK - Low Channel, Port 2)



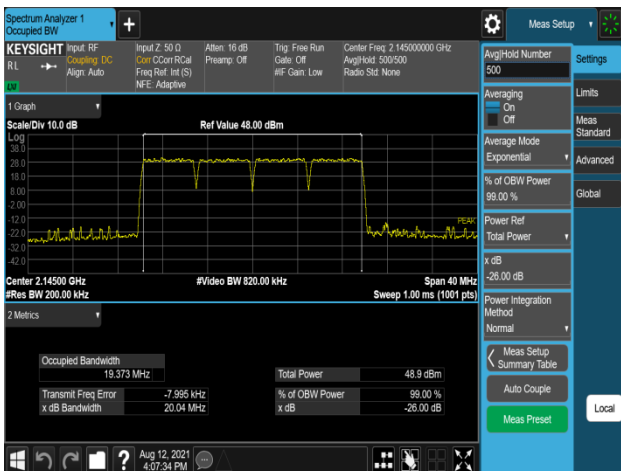
Plot 7-230. Occupied Bandwidth Plot
(B66_5M+5M+5M+5M_4C_16QAM - Low Channel, Port 1)



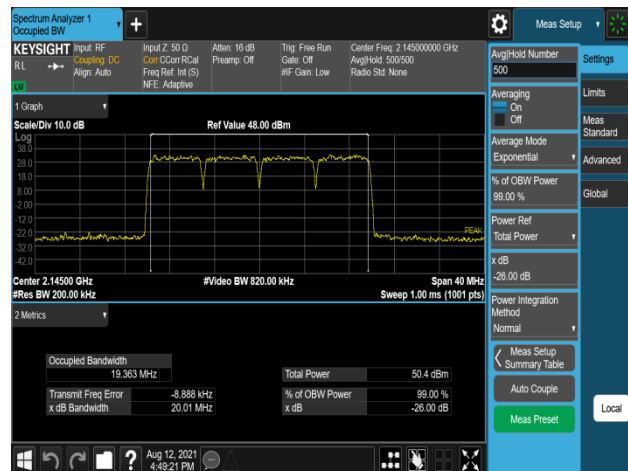
Plot 7-231. Occupied Bandwidth Plot
(B66_5M+5M+5M+5M_4C_64QAM - Low Channel, Port 2)



Plot 7-232. Occupied Bandwidth Plot
(B66_5M+5M+5M+5M_4C_256QAM - Low Channel, Port 0)

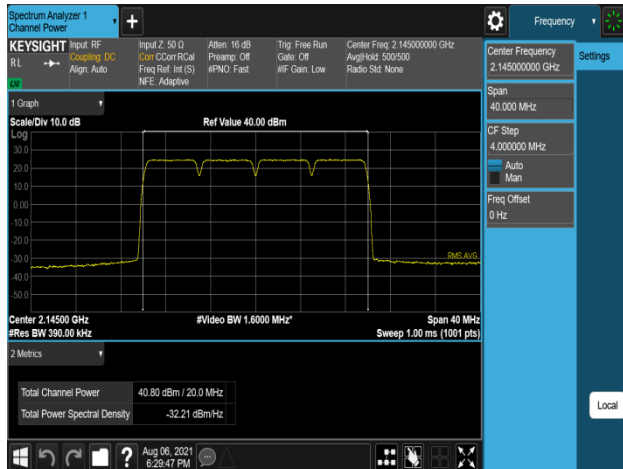


Plot 7-233. Occupied Bandwidth Plot
(B66_5M+5M+5M+5M_4C_QPSK - Mid Channel, Port 1)

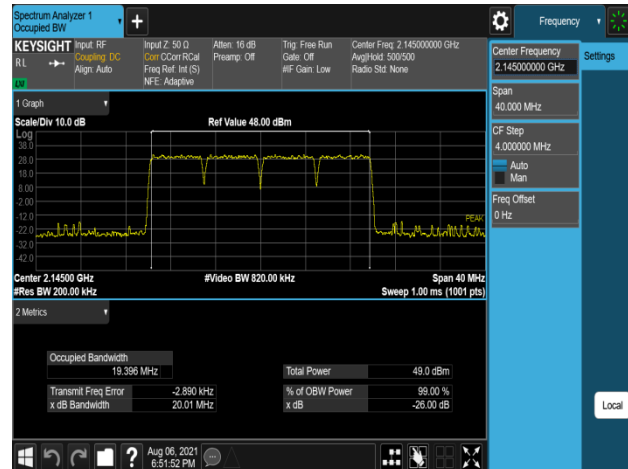


Plot 7-234. Occupied Bandwidth Plot
(B66_5M+5M+5M+5M_4C_16QAM - Mid Channel, Port 2)

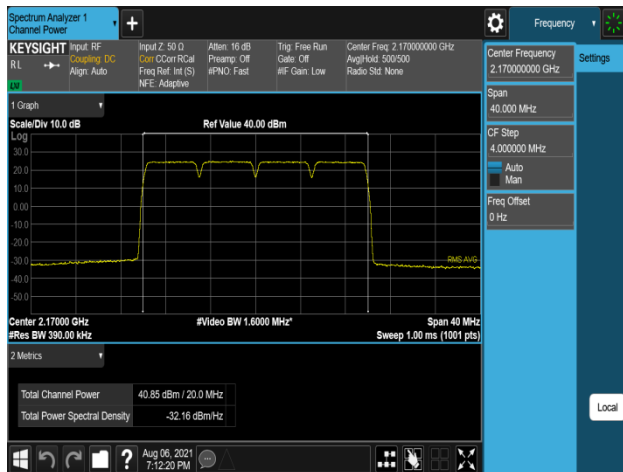
FCC ID: A3LRF4437D-25D		MEASUREMENT REPORT		Approved by: Technical Manager
Test Report S/N: 8K21071202-02-R2.A3L	Test Dates: 07/19/2021-08/18/2021	EUT Type: RRU(RF4437d)		Page 68 of 430



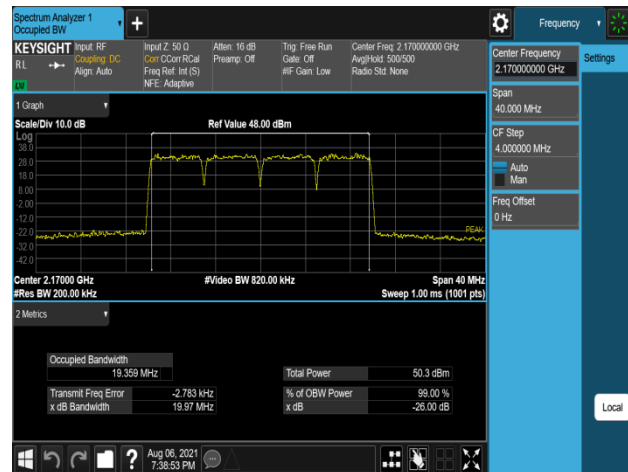
Plot 7-235. Occupied Bandwidth Plot
(B66_5M+5M+5M+5M_4C_64QAM - Mid Channel, Port 3)



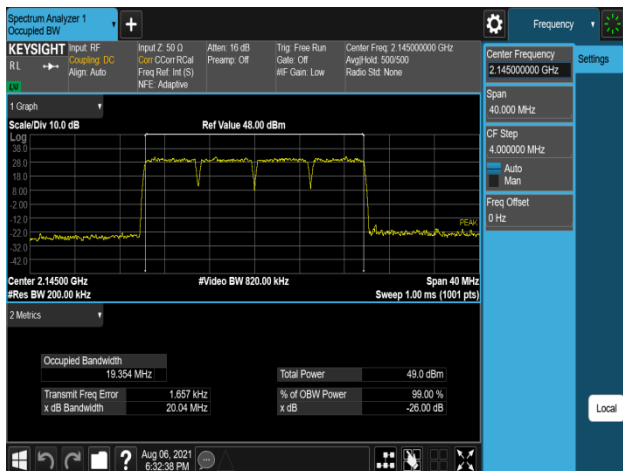
Plot 7-236. Occupied Bandwidth Plot
(B66_5M+5M+5M+5M_4C_256QAM – Mid Channel, Port 1)



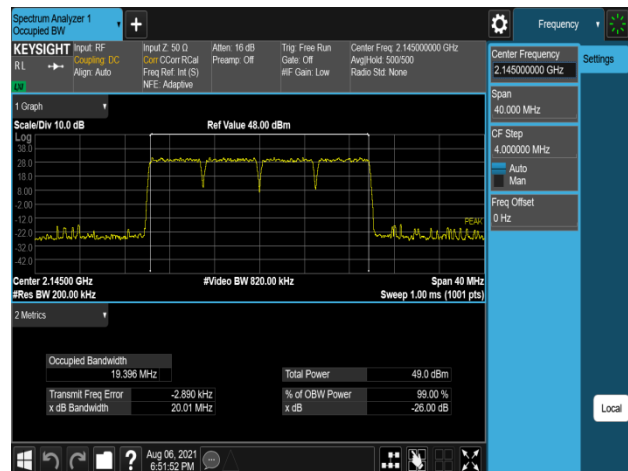
Plot 7-237. Occupied Bandwidth Plot
(B66_5M+5M+5M+5M_4C_QPSK - High Channel, Port 3)





Plot 7-238. Occupied Bandwidth Plot
(B66_5M+5M+5M+5M_4C_16QAM – High Channel, Port 2)



Plot 7-239. Occupied Bandwidth Plot
(B66_5M+5M+5M+5M_4C_64QAM - High Channel, Port 1)



Plot 7-240. Occupied Bandwidth Plot
(B66_5M+5M+5M+5M_4C_256QAM – High Channel, Port 1)

FCC ID: A3LRF4437D-25D		MEASUREMENT REPORT		Approved by: Technical Manager
Test Report S/N: 8K21071202-02-R2.A3L	Test Dates: 07/19/2021-08/18/2021	EUT Type: RRU(RF4437d)		Page 69 of 430