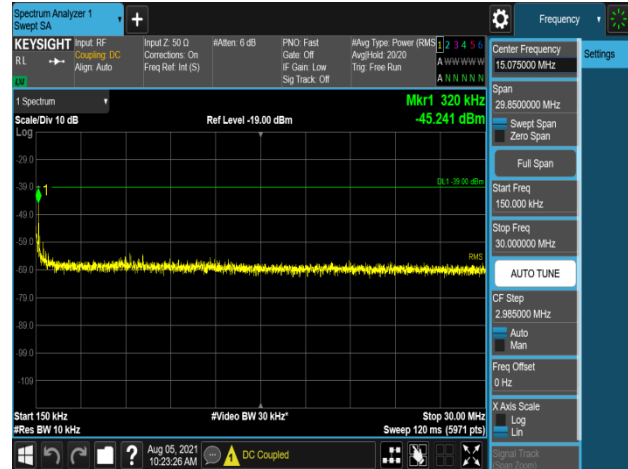


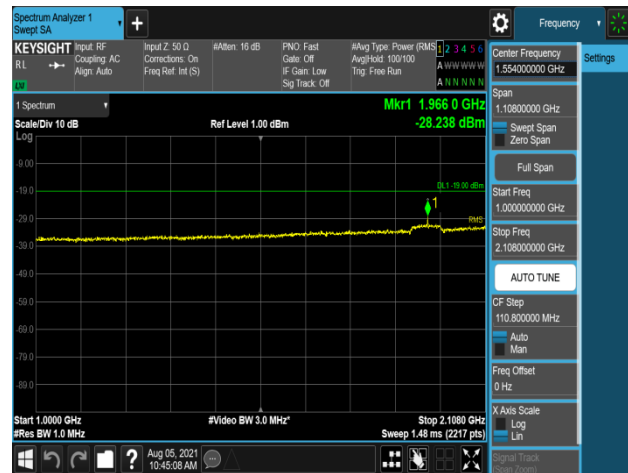
Plot 7-1123. Conducted Spurious Emission Plot
9 kHz to 150 kHz
(B66_20M+20M_2C_16QAM - Low Channel, Port 1)



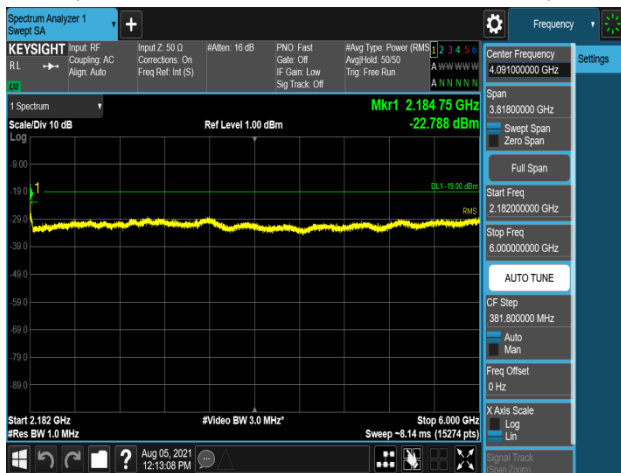
Plot 7-1124. Conducted Spurious Emission Plot
150 kHz to 30 MHz
(B66_20M+20M_2C_64QAM - Mid Channel, Port 1)



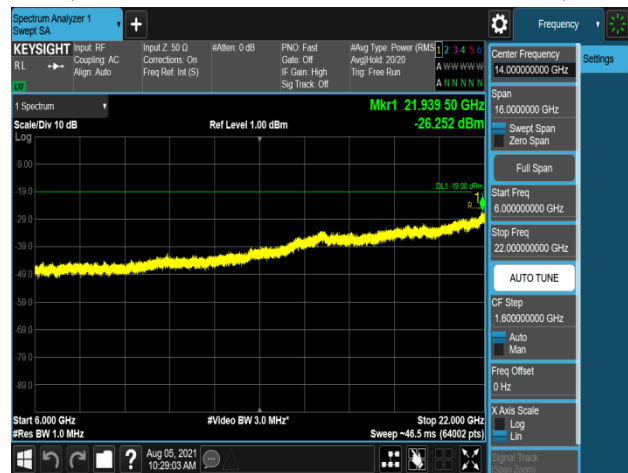
Plot 7-1125. Conducted Spurious Emission Plot
30 MHz to 1 GHz
(B66_20M+20M_2C_QPSK - Low Channel, Port 2)



Plot 7-1126. Conducted Spurious Emission Plot
1 GHz to 2.108 GHz
(B66_20M+20M_2C_256QAM - Mid Channel, Port 3)





Plot 7-1127. Conducted Spurious Emission Plot
2.182 GHz to 6 GHz
(B66_20M+20M_2C_256QAM - High Channel, Port 0)



Plot 7-1128. Conducted Spurious Emission Plot
6 GHz to 22 GHz
(B66_20M+20M_2C_64QAM - Mid Channel, Port 2)



FCC ID: A3LRF4437D-25C		MEASUREMENT REPORT		Approved by: Technical Manager
Test Report S/N: 8K21071202-R2.A3L	Test Dates: 07/19/2021-08/13/2021	EUT Type: RRU(RF4437d)		Page 346 of 420

Channel	Port	Measurement Range	Level (dBm)				Limit (dBm)	Worst Margin (dB)
			QPSK	16QAM	64QAM	256QAM		
Low	0	9 kHz to 150 kHz	-52.45	-52.40	-52.81	-52.89	-49.02	-3.38
		150 kHz to 30 MHz	-46.12	-46.01	-46.74	-46.05	-39.02	-6.99
		30 MHz to 1 GHz	-44.16	-44.44	-44.48	-44.41	-29.02	-15.14
		1 GHz to 2.108 GHz	-30.57	-29.81	-30.47	-30.08	-19.02	-10.79
		2.182 GHz to 6 GHz	-28.19	-28.16	-28.14	-27.79	-19.02	-8.77
		6 GHz to 22 GHz	-28.13	-28.29	-28.03	-27.91	-19.02	-8.89
	1	9 kHz to 150 kHz	-52.01	-51.93	-51.94	-51.71	-49.02	-2.69
		150 kHz to 30 MHz	-45.30	-45.28	-45.32	-45.00	-39.02	-5.98
		30 MHz to 1 GHz	-44.95	-44.99	-44.75	-44.87	-29.02	-15.73
		1 GHz to 2.108 GHz	-30.63	-30.96	-30.92	-30.75	-19.02	-11.61
		2.182 GHz to 6 GHz	-28.17	-28.12	-28.02	-28.18	-19.02	-9.00
		6 GHz to 22 GHz	-27.98	-28.10	-27.24	-27.50	-19.02	-8.22
	2	9 kHz to 150 kHz	-52.08	-51.73	-51.85	-51.86	-49.02	-2.71
		150 kHz to 30 MHz	-45.19	-45.57	-45.27	-45.74	-39.02	-6.17
		30 MHz to 1 GHz	-44.39	-44.57	-44.51	-44.36	-29.02	-15.34
		1 GHz to 2.108 GHz	-30.64	-30.62	-30.14	-30.47	-19.02	-11.12
		2.182 GHz to 6 GHz	-28.05	-28.33	-27.95	-27.90	-19.02	-8.88
		6 GHz to 22 GHz	-26.66	-26.36	-25.96	-26.72	-19.02	-6.94
	3	9 kHz to 150 kHz	-51.97	-51.99	-52.00	-52.07	-49.02	-2.95
		150 kHz to 30 MHz	-45.41	-45.38	-44.98	-45.07	-39.02	-5.96
		30 MHz to 1 GHz	-44.77	-44.81	-44.85	-44.55	-29.02	-15.53
		1 GHz to 2.108 GHz	-29.78	-29.26	-29.93	-28.94	-19.02	-9.92
		2.182 GHz to 6 GHz	-27.95	-28.05	-28.08	-28.13	-19.02	-8.93
		6 GHz to 22 GHz	-27.54	-27.05	-27.26	-27.40	-19.02	-8.03
Middle	0	9 kHz to 150 kHz	-52.40	-52.57	-52.66	-52.09	-49.02	-3.07
		150 kHz to 30 MHz	-45.64	-45.87	-45.71	-46.16	-39.02	-6.62
		30 MHz to 1 GHz	-44.39	-44.35	-44.32	-44.31	-29.02	-15.29
		1 GHz to 2.108 GHz	-28.75	-29.08	-29.18	-29.24	-19.02	-9.73
		2.182 GHz to 6 GHz	-28.07	-27.74	-28.15	-27.58	-19.02	-8.56
		6 GHz to 22 GHz	-28.20	-27.80	-27.75	-27.95	-19.02	-8.73
	1	9 kHz to 150 kHz	-51.81	-51.90	-52.37	-52.02	-49.02	-2.79
		150 kHz to 30 MHz	-45.31	-45.02	-45.05	-44.66	-39.02	-5.64
		30 MHz to 1 GHz	-44.91	-44.98	-44.85	-44.94	-29.02	-15.83
		1 GHz to 2.108 GHz	-29.77	-29.41	-29.49	-29.84	-19.02	-10.39
		2.182 GHz to 6 GHz	-28.23	-27.93	-28.05	-28.00	-19.02	-8.91
		6 GHz to 22 GHz	-27.75	-27.67	-27.13	-27.55	-19.02	-8.11



FCC ID: A3LRF4437D-25C	 PCTEST ENGINEERING LABORATORY, INC.	MEASUREMENT REPORT		Approved by: Technical Manager
Test Report S/N: 8K21071202-R2.A3L	Test Dates: 07/19/2021-08/13/2021	EUT Type: RRU(RF4437d)		Page 347 of 420

	2	9 kHz to 150 kHz	-51.77	-51.74	-51.92	-52.03	-49.02	-2.72
		150 kHz to 30 MHz	-45.32	-45.15	-45.36	-45.20	-39.02	-6.13
		30 MHz to 1 GHz	-44.39	-44.43	-44.37	-44.42	-29.02	-15.35
		1 GHz to 2.108 GHz	-29.56	-28.99	-29.71	-29.56	-19.02	-9.97
		2.182 GHz to 6 GHz	-27.90	-28.17	-28.14	-28.04	-19.02	-8.88
		6 GHz to 22 GHz	-26.68	-26.23	-26.42	-26.52	-19.02	-7.21
	3	9 kHz to 150 kHz	-51.90	-51.38	-51.61	-51.76	-49.02	-2.36
		150 kHz to 30 MHz	-45.39	-44.81	-45.35	-45.28	-39.02	-5.79
		30 MHz to 1 GHz	-44.89	-44.69	-44.92	-44.69	-29.02	-15.67
		1 GHz to 2.108 GHz	-29.03	-29.21	-29.50	-29.13	-19.02	-10.01
		2.182 GHz to 6 GHz	-27.64	-27.86	-28.02	-27.99	-19.02	-8.62
		6 GHz to 22 GHz	-26.99	-26.94	-27.34	-26.99	-19.02	-7.92
High	0	9 kHz to 150 kHz	-52.66	-52.51	-52.54	-52.53	-49.02	-3.49
		150 kHz to 30 MHz	-45.72	-45.79	-46.40	-46.27	-39.02	-6.70
		30 MHz to 1 GHz	-43.98	-44.08	-44.45	-44.38	-29.02	-14.96
		1 GHz to 2.108 GHz	-28.67	-23.73	-24.32	-23.72	-19.02	-4.70
		2.182 GHz to 6 GHz	-25.71	-24.73	-25.06	-26.18	-19.02	-5.71
		6 GHz to 22 GHz	-28.30	-27.91	-27.64	-27.77	-19.02	-8.62
	1	9 kHz to 150 kHz	-51.62	-51.99	-51.95	-52.10	-49.02	-2.60
		150 kHz to 30 MHz	-45.30	-45.17	-45.13	-45.14	-39.02	-6.11
		30 MHz to 1 GHz	-44.48	-44.80	-44.75	-44.82	-29.02	-15.46
		1 GHz to 2.108 GHz	-29.94	-29.10	-29.53	-29.69	-19.02	-10.08
		2.182 GHz to 6 GHz	-25.88	-24.72	-26.18	-24.39	-19.02	-5.37
		6 GHz to 22 GHz	-27.21	-27.77	-27.69	-27.19	-19.02	-8.17
	2	9 kHz to 150 kHz	-52.13	-51.84	-51.97	-51.59	-49.02	-2.57
		150 kHz to 30 MHz	-45.17	-45.64	-45.22	-45.37	-39.02	-6.15
		30 MHz to 1 GHz	-44.46	-44.33	-44.17	-44.47	-29.02	-15.15
		1 GHz to 2.108 GHz	-29.83	-29.14	-29.20	-29.81	-19.02	-10.12
		2.182 GHz to 6 GHz	-26.51	-25.16	-26.41	-25.00	-19.02	-5.98
		6 GHz to 22 GHz	-26.54	-26.59	-26.83	-26.51	-19.02	-7.49
	3	9 kHz to 150 kHz	-51.97	-52.13	-51.63	-51.62	-49.02	-2.60
		150 kHz to 30 MHz	-44.98	-45.24	-45.20	-44.58	-39.02	-6.99
		30 MHz to 1 GHz	-44.70	-44.75	-44.77	-44.71	-29.02	-15.14
		1 GHz to 2.108 GHz	-25.70	-24.60	-25.01	-24.77	-19.02	-10.79
		2.182 GHz to 6 GHz	-26.21	-23.86	-25.36	-24.52	-19.02	-8.77
		6 GHz to 22 GHz	-27.62	-26.88	-27.09	-27.38	-19.02	-8.89

Table 7-235. Conducted Spurious Emission Summary Data (B66_5M+5M+5M_3C)



FCC ID: A3LRF4437D-25C	 PCTEST ENGINEERING LABORATORY, INC.	MEASUREMENT REPORT		Approved by: Technical Manager
Test Report S/N: 8K21071202-R2.A3L	Test Dates: 07/19/2021-08/13/2021	EUT Type: RRU(RF4437d)		Page 348 of 420

Channel	Port	Measurement Range	Level (dBm)				Limit (dBm)	Worst Margin (dB)
			QPSK	16QAM	64QAM	256QAM		
Low	0	9 kHz to 150 kHz	-52.21	-52.60	-52.47	-52.82	-49.02	-3.19
		150 kHz to 30 MHz	-46.25	-45.50	-45.87	-45.73	-39.02	-6.48
		30 MHz to 1 GHz	-44.09	-44.31	-44.34	-44.23	-29.02	-15.07
		1 GHz to 2.108 GHz	-28.84	-28.46	-28.87	-28.97	-19.02	-9.44
		2.182 GHz to 6 GHz	-28.07	-27.91	-28.01	-27.96	-19.02	-8.89
		6 GHz to 22 GHz	-28.08	-28.06	-27.78	-27.26	-19.02	-8.24
	1	9 kHz to 150 kHz	-51.71	-51.65	-51.98	-51.52	-49.02	-2.50
		150 kHz to 30 MHz	-45.10	-44.86	-45.24	-45.05	-39.02	-5.84
		30 MHz to 1 GHz	-44.68	-44.71	-44.71	-44.82	-29.02	-15.66
		1 GHz to 2.108 GHz	-28.94	-29.23	-29.26	-29.15	-19.02	-9.92
		2.182 GHz to 6 GHz	-27.88	-27.80	-27.82	-28.13	-19.02	-8.78
		6 GHz to 22 GHz	-27.49	-27.14	-27.07	-27.18	-19.02	-8.05
	2	9 kHz to 150 kHz	-51.65	-51.83	-52.16	-52.40	-49.02	-2.63
		150 kHz to 30 MHz	-45.27	-45.19	-45.55	-45.75	-39.02	-6.17
		30 MHz to 1 GHz	-44.43	-44.41	-44.41	-44.49	-29.02	-15.39
		1 GHz to 2.108 GHz	-29.20	-29.21	-29.47	-29.23	-19.02	-10.18
		2.182 GHz to 6 GHz	-28.01	-28.06	-28.23	-27.89	-19.02	-8.87
		6 GHz to 22 GHz	-26.50	-26.24	-26.75	-26.49	-19.02	-7.22
	3	9 kHz to 150 kHz	-51.79	-51.88	-51.64	-52.07	-49.02	-2.62
		150 kHz to 30 MHz	-45.07	-44.88	-45.35	-45.03	-39.02	-5.86
		30 MHz to 1 GHz	-44.47	-44.77	-44.43	-44.64	-29.02	-15.41
		1 GHz to 2.108 GHz	-29.35	-29.32	-29.00	-29.30	-19.02	-9.98
		2.182 GHz to 6 GHz	-28.26	-28.16	-27.98	-27.89	-19.02	-8.87
		6 GHz to 22 GHz	-26.81	-27.04	-26.85	-27.31	-19.02	-7.79
Middle	0	9 kHz to 150 kHz	-52.48	-52.55	-52.59	-52.49	-49.02	-3.46
		150 kHz to 30 MHz	-45.85	-45.71	-46.21	-45.90	-39.02	-6.69
		30 MHz to 1 GHz	-44.17	-44.35	-44.45	-44.54	-29.02	-15.15
		1 GHz to 2.108 GHz	-30.28	-30.24	-30.23	-30.29	-19.02	-11.21
		2.182 GHz to 6 GHz	-28.07	-27.99	-28.10	-27.93	-19.02	-8.91
		6 GHz to 22 GHz	-27.56	-27.74	-27.66	-27.43	-19.02	-8.41
	1	9 kHz to 150 kHz	-51.74	-51.92	-51.80	-51.58	-49.02	-2.56
		150 kHz to 30 MHz	-45.45	-45.54	-45.11	-45.28	-39.02	-6.09
		30 MHz to 1 GHz	-44.85	-44.68	-44.86	-44.89	-29.02	-15.66
		1 GHz to 2.108 GHz	-30.78	-30.80	-30.51	-30.51	-19.02	-11.49
		2.182 GHz to 6 GHz	-28.12	-28.12	-28.20	-27.97	-19.02	-8.95
		6 GHz to 22 GHz	-27.78	-27.56	-27.72	-27.53	-19.02	-8.51



FCC ID: A3LRF4437D-25C		MEASUREMENT REPORT		Approved by: Technical Manager
Test Report S/N: 8K21071202-R2.A3L	Test Dates: 07/19/2021-08/13/2021	EUT Type: RRU(RF4437d)	Page 349 of 420	

	2	9 kHz to 150 kHz	-52.37	-51.98	-51.87	-51.64	-49.02	-2.62
		150 kHz to 30 MHz	-45.37	-45.19	-45.60	-45.31	-39.02	-6.17
		30 MHz to 1 GHz	-44.25	-44.43	-44.46	-44.41	-29.02	-15.23
		1 GHz to 2.108 GHz	-30.82	-30.57	-30.60	-30.62	-19.02	-11.55
		2.182 GHz to 6 GHz	-27.69	-28.10	-28.16	-27.74	-19.02	-8.67
		6 GHz to 22 GHz	-26.83	-26.38	-26.58	-26.69	-19.02	-7.36
	3	9 kHz to 150 kHz	-52.27	-51.89	-51.87	-51.92	-49.02	-2.85
		150 kHz to 30 MHz	-45.09	-44.96	-45.20	-45.31	-39.02	-5.94
		30 MHz to 1 GHz	-44.44	-44.73	-44.72	-44.75	-29.02	-15.42
		1 GHz to 2.108 GHz	-29.42	-29.82	-30.09	-29.53	-19.02	-10.40
		2.182 GHz to 6 GHz	-27.83	-27.93	-27.93	-25.37	-19.02	-6.35
		6 GHz to 22 GHz	-27.18	-26.75	-27.00	-27.43	-19.02	-7.73
High	0	9 kHz to 150 kHz	-52.59	-52.34	-52.29	-52.71	-49.02	-3.27
		150 kHz to 30 MHz	-45.95	-46.16	-45.61	-45.93	-39.02	-6.59
		30 MHz to 1 GHz	-44.38	-44.20	-44.33	-44.37	-29.02	-15.18
		1 GHz to 2.108 GHz	-30.15	-29.93	-30.28	-30.31	-19.02	-10.91
		2.182 GHz to 6 GHz	-27.22	-26.61	-26.97	-26.77	-19.02	-7.59
		6 GHz to 22 GHz	-27.59	-27.53	-27.81	-27.37	-19.02	-8.35
	1	9 kHz to 150 kHz	-52.06	-51.98	-51.69	-51.94	-49.02	-2.67
		150 kHz to 30 MHz	-45.32	-44.93	-45.25	-45.08	-39.02	-5.91
		30 MHz to 1 GHz	-44.75	-44.65	-44.80	-44.69	-29.02	-15.63
		1 GHz to 2.108 GHz	-30.17	-30.72	-30.47	-30.78	-19.02	-11.15
		2.182 GHz to 6 GHz	-26.62	-26.30	-26.35	-27.51	-19.02	-7.28
		6 GHz to 22 GHz	-27.70	-27.79	-27.58	-27.38	-19.02	-8.36
	2	9 kHz to 150 kHz	-52.18	-51.98	-51.79	-52.37	-49.02	-2.77
		150 kHz to 30 MHz	-45.25	-45.90	-45.25	-45.44	-39.02	-6.23
		30 MHz to 1 GHz	-44.34	-44.35	-44.30	-44.49	-29.02	-15.28
		1 GHz to 2.108 GHz	-30.56	-30.54	-30.40	-30.71	-19.02	-11.38
		2.182 GHz to 6 GHz	-27.96	-26.51	-27.82	-27.63	-19.02	-7.49
		6 GHz to 22 GHz	-26.64	-25.99	-26.00	-26.69	-19.02	-6.97
	3	9 kHz to 150 kHz	-51.56	-51.86	-51.73	-51.83	-49.02	-2.54
		150 kHz to 30 MHz	-45.05	-45.18	-45.12	-45.48	-39.02	-6.48
		30 MHz to 1 GHz	-44.71	-44.64	-44.68	-44.46	-29.02	-15.07
		1 GHz to 2.108 GHz	-29.47	-28.90	-29.89	-29.27	-19.02	-9.44
		2.182 GHz to 6 GHz	-27.80	-26.13	-27.81	-26.85	-19.02	-8.89
		6 GHz to 22 GHz	-27.43	-27.10	-26.72	-27.02	-19.02	-8.24

Table 7-236. Conducted Spurious Emission Summary Data (B66_5M+5M+20M_3C)



FCC ID: A3LRF4437D-25C	 PCTEST ENGINEERING LABORATORY, INC.	MEASUREMENT REPORT		Approved by: Technical Manager
Test Report S/N: 8K21071202-R2.A3L	Test Dates: 07/19/2021-08/13/2021	EUT Type: RRU(RF4437d)		Page 350 of 420

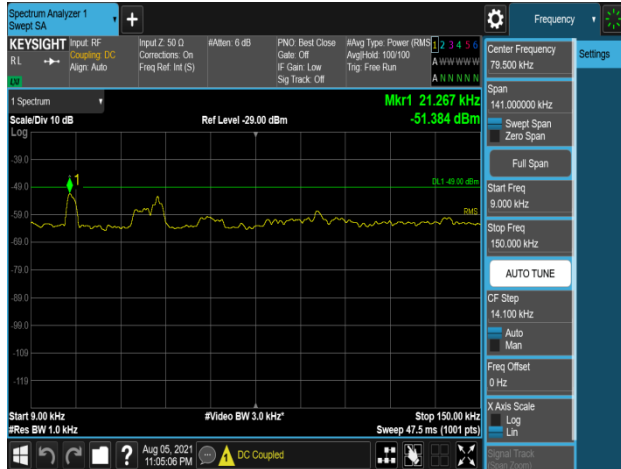
Channel	Port	Measurement Range	Level (dBm)				Limit (dBm)	Worst Margin (dB)
			QPSK	16QAM	64QAM	256QAM		
Low	0	9 kHz to 150 kHz	-52.05	-52.29	-51.92	-51.76	-49.02	-2.74
		150 kHz to 30 MHz	-45.89	-45.59	-45.46	-45.37	-39.02	-6.35
		30 MHz to 1 GHz	-44.30	-44.73	-44.39	-44.64	-29.02	-15.28
		1 GHz to 2.108 GHz	-29.90	-29.41	-29.51	-29.47	-19.02	-10.39
		2.182 GHz to 6 GHz	-27.88	-28.12	-28.06	-28.12	-19.02	-8.86
		6 GHz to 22 GHz	-28.13	-28.48	-28.22	-28.45	-19.02	-9.11
	1	9 kHz to 150 kHz	-51.49	-51.43	-51.55	-51.67	-49.02	-2.41
		150 kHz to 30 MHz	-45.07	-44.77	-44.85	-44.98	-39.02	-5.75
		30 MHz to 1 GHz	-44.91	-44.97	-45.04	-44.98	-29.02	-15.89
		1 GHz to 2.108 GHz	-30.04	-29.77	-29.78	-29.89	-19.02	-10.75
		2.182 GHz to 6 GHz	-27.99	-27.81	-28.06	-28.29	-19.02	-8.79
		6 GHz to 22 GHz	-28.12	-28.12	-27.81	-27.58	-19.02	-8.56
	2	9 kHz to 150 kHz	-51.82	-51.51	-51.43	-51.54	-49.02	-2.41
		150 kHz to 30 MHz	-45.31	-45.39	-44.85	-45.05	-39.02	-5.83
		30 MHz to 1 GHz	-44.57	-44.54	-44.55	-44.51	-29.02	-15.49
		1 GHz to 2.108 GHz	-29.57	-29.51	-30.19	-29.79	-19.02	-10.05
		2.182 GHz to 6 GHz	-27.97	-28.22	-28.13	-28.02	-19.02	-8.95
		6 GHz to 22 GHz	-26.84	-26.47	-26.63	-26.48	-19.02	-7.45
	3	9 kHz to 150 kHz	-51.48	-51.50	-51.22	-51.30	-49.02	-2.20
		150 kHz to 30 MHz	-44.95	-44.48	-44.97	-44.72	-39.02	-5.46
		30 MHz to 1 GHz	-44.89	-44.92	-44.77	-44.62	-29.02	-15.60
		1 GHz to 2.108 GHz	-29.44	-29.81	-29.62	-29.42	-19.02	-10.40
		2.182 GHz to 6 GHz	-27.87	-27.70	-28.11	-28.07	-19.02	-8.68
		6 GHz to 22 GHz	-27.44	-27.12	-27.26	-27.47	-19.02	-8.10
Middle	0	9 kHz to 150 kHz	-51.86	-52.01	-52.09	-52.04	-49.02	-2.84
		150 kHz to 30 MHz	-45.74	-45.13	-45.44	-45.63	-39.02	-6.11
		30 MHz to 1 GHz	-44.39	-44.52	-44.25	-44.44	-29.02	-15.23
		1 GHz to 2.108 GHz	-30.63	-30.52	-30.72	-30.17	-19.02	-11.15
		2.182 GHz to 6 GHz	-27.33	-27.83	-25.36	-27.77	-19.02	-6.34
		6 GHz to 22 GHz	-28.35	-28.10	-27.88	-28.05	-19.02	-8.86
	1	9 kHz to 150 kHz	-51.38	-51.46	-51.31	-51.34	-49.02	-2.29
		150 kHz to 30 MHz	-44.51	-44.60	-44.60	-44.77	-39.02	-5.49
		30 MHz to 1 GHz	-44.96	-45.12	-44.99	-45.10	-29.02	-15.94
		1 GHz to 2.108 GHz	-30.62	-30.57	-30.99	-30.58	-19.02	-11.55
		2.182 GHz to 6 GHz	-27.83	-27.80	-27.93	-27.99	-19.02	-8.78
		6 GHz to 22 GHz	-27.80	-27.94	-27.77	-28.20	-19.02	-8.75

FCC ID: A3LRF4437D-25C		MEASUREMENT REPORT		Approved by: Technical Manager
Test Report S/N: 8K21071202-R2.A3L	Test Dates: 07/19/2021-08/13/2021	EUT Type: RRU(RF4437d)		Page 351 of 420

	2	9 kHz to 150 kHz	-51.87	-51.46	-51.41	-51.52	-49.02	-2.39
		150 kHz to 30 MHz	-44.74	-44.99	-44.57	-45.03	-39.02	-5.55
		30 MHz to 1 GHz	-44.58	-44.50	-44.25	-44.48	-29.02	-15.23
		1 GHz to 2.108 GHz	-30.73	-30.39	-30.82	-30.74	-19.02	-11.37
		2.182 GHz to 6 GHz	-27.81	-27.82	-27.32	-28.08	-19.02	-8.30
		6 GHz to 22 GHz	-26.19	-26.56	-26.39	-26.76	-19.02	-7.17
	3	9 kHz to 150 kHz	-51.08	-51.76	-51.20	-51.52	-49.02	-2.06
		150 kHz to 30 MHz	-44.50	-44.96	-44.79	-44.29	-39.02	-5.27
		30 MHz to 1 GHz	-44.75	-44.97	-44.97	-44.89	-29.02	-15.73
		1 GHz to 2.108 GHz	-29.35	-29.47	-28.88	-28.98	-19.02	-9.86
		2.182 GHz to 6 GHz	-27.36	-28.01	-26.18	-27.61	-19.02	-7.16
		6 GHz to 22 GHz	-27.57	-27.69	-27.14	-27.56	-19.02	-8.12
High	0	9 kHz to 150 kHz	-52.31	-52.10	-52.23	-51.73	-49.02	-2.71
		150 kHz to 30 MHz	-45.51	-45.86	-45.33	-45.10	-39.02	-6.08
		30 MHz to 1 GHz	-44.44	-44.55	-44.63	-44.43	-29.02	-15.41
		1 GHz to 2.108 GHz	-28.93	-28.93	-28.59	-29.22	-19.02	-9.57
		2.182 GHz to 6 GHz	-27.65	-27.65	-27.52	-27.46	-19.02	-8.44
		6 GHz to 22 GHz	-28.01	-28.45	-27.77	-28.03	-19.02	-8.75
	1	9 kHz to 150 kHz	-51.49	-51.46	-51.25	-51.43	-49.02	-2.23
		150 kHz to 30 MHz	-44.91	-44.80	-44.84	-44.91	-39.02	-5.78
		30 MHz to 1 GHz	-44.82	-44.84	-44.95	-44.96	-29.02	-15.80
		1 GHz to 2.108 GHz	-28.94	-29.20	-28.81	-29.26	-19.02	-9.79
		2.182 GHz to 6 GHz	-28.02	-27.80	-27.54	-27.94	-19.02	-8.52
		6 GHz to 22 GHz	-27.74	-27.88	-27.99	-27.77	-19.02	-8.72
	2	9 kHz to 150 kHz	-51.69	-51.63	-51.52	-51.60	-49.02	-2.50
		150 kHz to 30 MHz	-45.24	-44.73	-44.80	-45.14	-39.02	-5.71
		30 MHz to 1 GHz	-44.60	-44.58	-44.66	-44.49	-29.02	-15.47
		1 GHz to 2.108 GHz	-29.53	-29.23	-29.22	-28.97	-19.02	-9.95
		2.182 GHz to 6 GHz	-27.69	-27.02	-27.66	-28.01	-19.02	-8.00
		6 GHz to 22 GHz	-26.62	-26.84	-26.84	-26.41	-19.02	-7.39
	3	9 kHz to 150 kHz	-51.53	-51.06	-51.57	-51.47	-49.02	-2.04
		150 kHz to 30 MHz	-44.99	-44.40	-44.65	-44.79	-39.02	-6.35
		30 MHz to 1 GHz	-44.86	-44.89	-44.84	-44.97	-29.02	-15.28
		1 GHz to 2.108 GHz	-29.06	-29.26	-28.79	-29.29	-19.02	-10.39
		2.182 GHz to 6 GHz	-27.01	-26.03	-25.72	-27.00	-19.02	-8.86
		6 GHz to 22 GHz	-27.34	-27.09	-27.63	-27.71	-19.02	-9.11

Table 7-237. Conducted Spurious Emission Summary Data (B66_5M+15M+20M_3C)

FCC ID: A3LRF4437D-25C	 PCTEST ENGINEERING LABORATORY, INC.	MEASUREMENT REPORT		Approved by: Technical Manager
Test Report S/N: 8K21071202-R2.A3L	Test Dates: 07/19/2021-08/13/2021	EUT Type: RRU(RF4437d)		Page 352 of 420



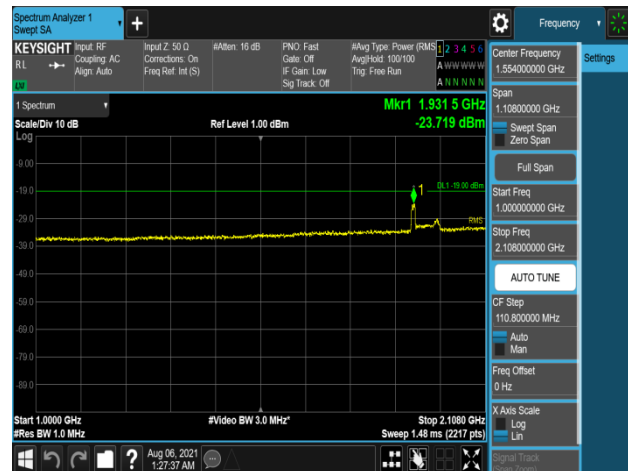
Plot 7-1129. Conducted Spurious Emission Plot
9 kHz to 150 kHz
(B66_5M+5M+5M_3C_16QAM – Mid Channel, Port 3)



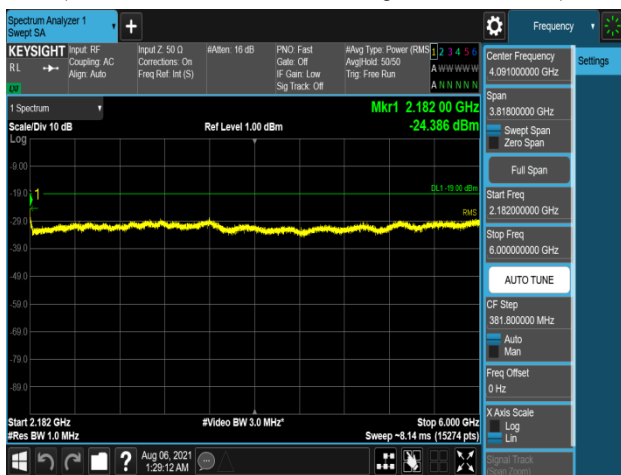
Pot 7-1130. Conducted Spurious Emission Plot
150 kHz to 30 MHz
(B66_5M+5M+5M_3C_16QAM - Mid Channel, Port 1)



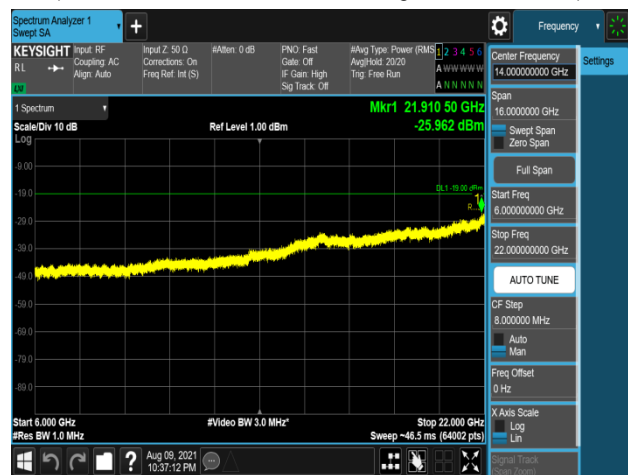
Plot 7-1131. Conducted Spurious Emission Plot
30 MHz to 1 GHz
(B66_5M+5M+5M_3C_QPSK - High Channel, Port 0)



Plot 7-1132. Conducted Spurious Emission Plot
1 GHz to 2.108 GHz
(B66_5M+5M+5M_3C_256QAM - High Channel, Port 0)

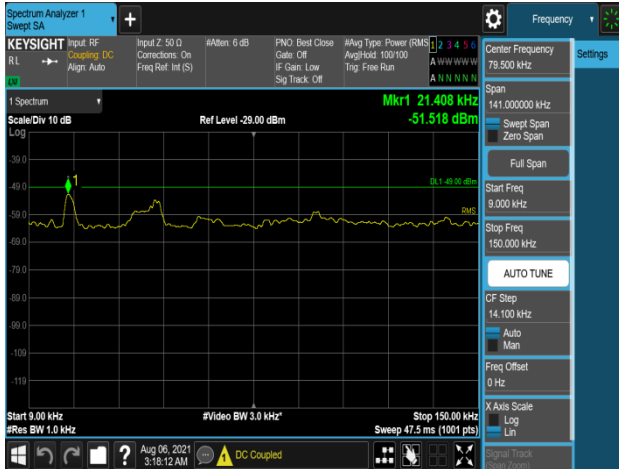


Plot 7-1133. Conducted Spurious Emission Plot
2.182 GHz to 6 GHz
(B66_5M+5M+5M_3C_256QAM - High Channel, Port 1)



Plot 7-1134. Conducted Spurious Emission Plot
6 GHz to 22 GHz
(B66_5M+5M+5M_3C_64QAM - Low Channel, Port 2)

FCC ID: A3LRF4437D-25C		MEASUREMENT REPORT		Approved by: Technical Manager
Test Report S/N: 8K21071202-R2.A3L	Test Dates: 07/19/2021-08/13/2021	EUT Type: RRU(RF4437d)		Page 353 of 420



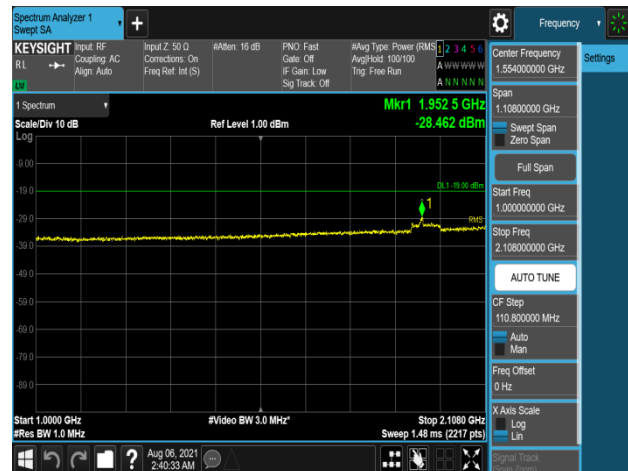
Plot 7-1135. Conducted Spurious Emission Plot
9 kHz to 150 kHz
(B66_5M+5M+20M_3C_256QAM - Low Channel, Port 1)



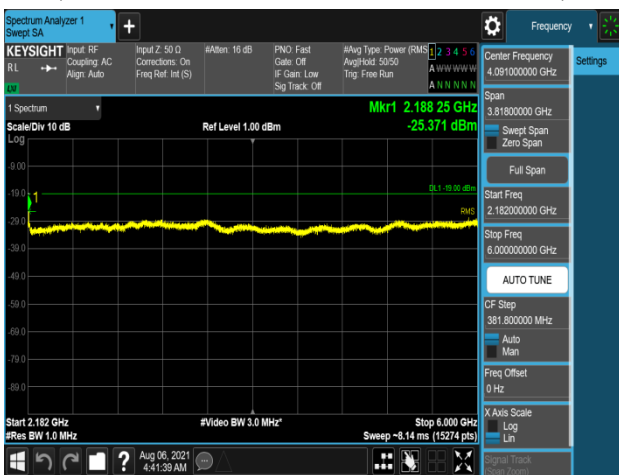
Plot 7-1136. Conducted Spurious Emission Plot
150 kHz to 30 MHz
(B66_5M+5M+20M_3C_16QAM - Low Channel, Port 1)



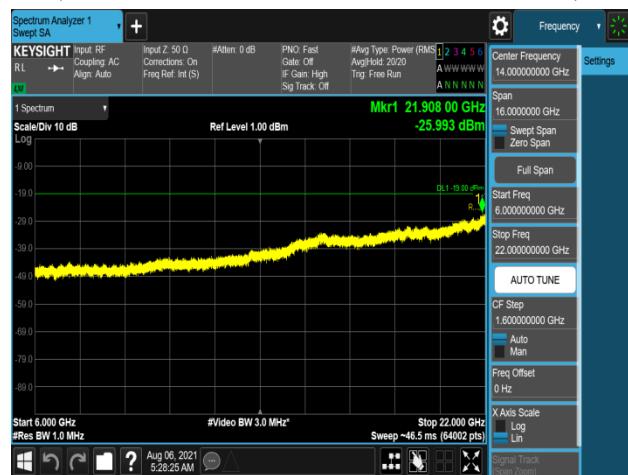
Plot 7-1137. Conducted Spurious Emission Plot
30 MHz to 1 GHz
(B66_5M+5M+20M_3C_QPSK - Low Channel, Port 0)



Plot 7-1138. Conducted Spurious Emission Plot
1 GHz to 2.108 GHz
(B66_5M+5M+20M_3C_16QAM - Low Channel, Port 0)

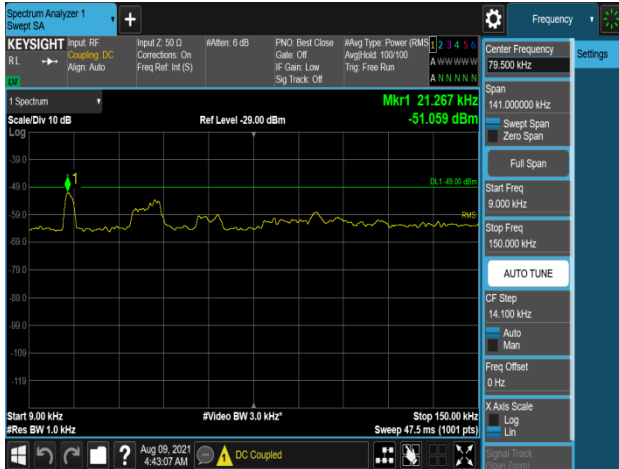


Plot 7-1139. Conducted Spurious Emission Plot
2.182 GHz to 6 GHz
(B66_5M+5M+20M_3C_256QAM - Mid Channel, Port 3)

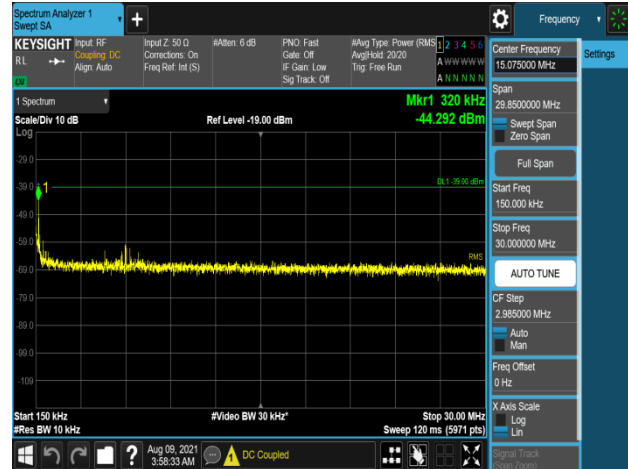


Plot 7-1140. Conducted Spurious Emission Plot
6 GHz to 22 GHz
(B66_5M+5M+20M_3C_16QAM - High Channel, Port 2)

FCC ID: A3LRF4437D-25C	MEASUREMENT REPORT		Approved by: Technical Manager
Test Report S/N: 8K21071202-R2.A3L	Test Dates: 07/19/2021-08/13/2021	EUT Type: RRU(RF4437d)	Page 354 of 420



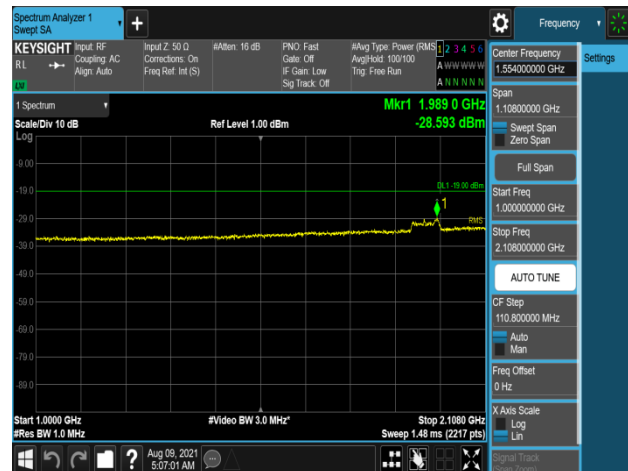
Plot 7-1141. Conducted Spurious Emission Plot
9 kHz to 150 kHz
(B66_5M+15M+20M_3C_16QAM - High Channel, Port 3)



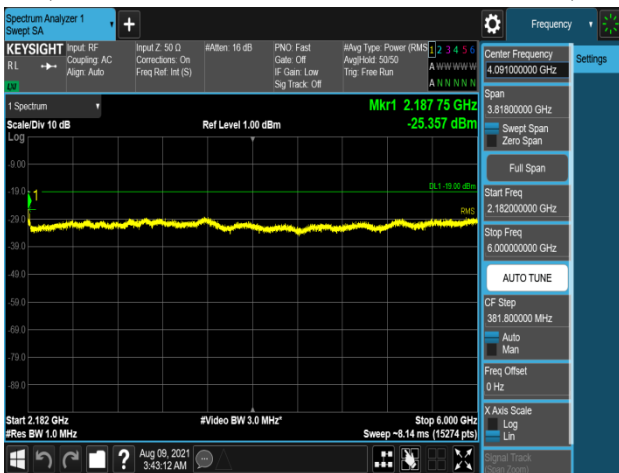
Plot 7-1142. Conducted Spurious Emission Plot
150 kHz to 30 MHz
(B66_5M+15M+20M_3C_256QAM - Mid Channel, Port 3)



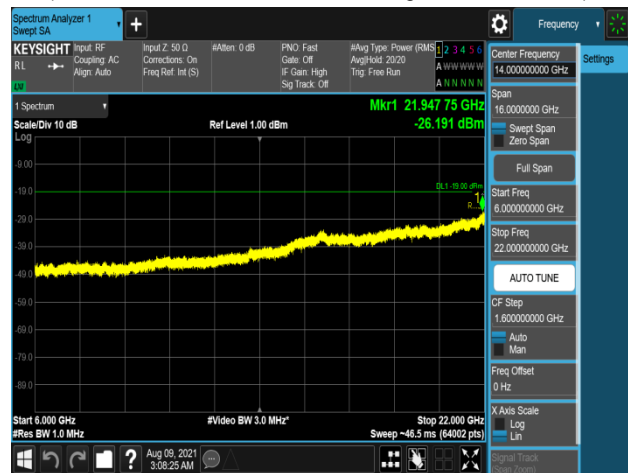
Plot 7-1143. Conducted Spurious Emission Plot
30 MHz to 1 GHz
(B66_5M+15M+20M_3C_64QAM - Mid Channel, Port 2)



Plot 7-1144. Conducted Spurious Emission Plot
1 GHz to 2.108 GHz
(B66_5M+15M+20M_3C_64QAM - High Channel, Port 0)





Plot 7-1145. Conducted Spurious Emission Plot
2.182 GHz to 6 GHz
(B66_5M+15M+20M_3C_64QAM - Mid Channel, Port 0)



Plot 7-1146. Conducted Spurious Emission Plot
6 GHz to 22 GHz
(B66_5M+15M+20M_3C_QPSK - Mid Channel, Port 2)



FCC ID: A3LRF4437D-25C		MEASUREMENT REPORT		Approved by: Technical Manager
Test Report S/N: 8K21071202-R2.A3L	Test Dates: 07/19/2021-08/13/2021	EUT Type: RRU(RF4437d)		Page 355 of 420

Channel	Port	Measurement Range	Level (dBm)				Limit (dBm)	Worst Margin (dB)
			QPSK	16QAM	64QAM	256QAM		
Low	0	9 kHz to 150 kHz	-62.44	-61.80	-62.20	-59.81	-49.02	-10.79
		150 kHz to 30 MHz	-53.30	-53.40	-53.19	-61.34	-39.02	-14.17
		30 MHz to 1 GHz	-53.40	-53.86	-53.36	-53.61	-29.02	-24.34
		1 GHz to 2.108 GHz	-33.58	-33.40	-33.32	-34.12	-19.02	-14.30
		2.182 GHz to 6 GHz	-28.79	-27.97	-28.49	-28.47	-19.02	-8.95
		6 GHz to 22 GHz	-25.42	-25.29	-24.86	-24.75	-19.02	-5.73
	1	9 kHz to 150 kHz	-61.64	-61.39	-61.72	-60.03	-49.02	-11.01
		150 kHz to 30 MHz	-52.11	-52.54	-52.58	-58.82	-39.02	-13.09
		30 MHz to 1 GHz	-50.22	-50.60	-50.38	-50.55	-29.02	-21.20
		1 GHz to 2.108 GHz	-35.21	-34.14	-35.27	-34.31	-19.02	-15.12
		2.182 GHz to 6 GHz	-25.90	-26.92	-26.17	-27.47	-19.02	-6.88
		6 GHz to 22 GHz	-25.36	-25.32	-25.29	-25.89	-19.02	-6.27
	2	9 kHz to 150 kHz	-62.22	-62.36	-62.20	-60.39	-49.02	-11.37
		150 kHz to 30 MHz	-53.15	-53.51	-53.55	-60.96	-39.02	-14.13
		30 MHz to 1 GHz	-50.49	-50.24	-50.78	-50.43	-29.02	-21.22
		1 GHz to 2.108 GHz	-33.51	-34.11	-35.27	-34.17	-19.02	-14.49
		2.182 GHz to 6 GHz	-23.69	-24.51	-24.97	-24.73	-19.02	-4.67
		6 GHz to 22 GHz	-25.41	-25.19	-25.08	-25.83	-19.02	-6.06
	3	9 kHz to 150 kHz	-62.41	-62.45	-62.45	-61.50	-49.02	-12.48
		150 kHz to 30 MHz	-53.39	-53.30	-53.28	-60.08	-39.02	-14.26
		30 MHz to 1 GHz	-51.12	-51.78	-51.94	-51.85	-29.02	-22.10
		1 GHz to 2.108 GHz	-32.67	-33.38	-33.04	-29.86	-19.02	-10.84
		2.182 GHz to 6 GHz	-26.82	-26.92	-26.22	-27.27	-19.02	-7.20
		6 GHz to 22 GHz	-24.94	-24.82	-25.03	-25.37	-19.02	-5.80
Middle	0	9 kHz to 150 kHz	-60.27	-60.61	-62.17	-62.44	-49.02	-11.25
		150 kHz to 30 MHz	-62.09	-60.80	-52.68	-52.86	-39.02	-13.66
		30 MHz to 1 GHz	-54.45	-53.37	-52.88	-53.92	-29.02	-23.86
		1 GHz to 2.108 GHz	-32.65	-31.72	-32.75	-32.16	-19.02	-12.70
		2.182 GHz to 6 GHz	-28.80	-28.33	-27.72	-28.60	-19.02	-8.70
		6 GHz to 22 GHz	-25.52	-25.50	-25.67	-25.66	-19.02	-6.48
	1	9 kHz to 150 kHz	-60.40	-60.23	-61.11	-61.51	-49.02	-11.21
		150 kHz to 30 MHz	-59.61	-59.03	-52.19	-52.52	-39.02	-13.17
		30 MHz to 1 GHz	-51.41	-51.41	-51.51	-52.02	-29.02	-22.39
		1 GHz to 2.108 GHz	-33.10	-33.21	-33.17	-32.78	-19.02	-13.76
		2.182 GHz to 6 GHz	-26.31	-26.90	-26.07	-26.90	-19.02	-7.05
		6 GHz to 22 GHz	-25.73	-25.85	-24.30	-24.50	-19.02	-5.28



FCC ID: A3LRF4437D-25C		MEASUREMENT REPORT		Approved by: Technical Manager
Test Report S/N: 8K21071202-R2.A3L	Test Dates: 07/19/2021-08/13/2021	EUT Type: RRU(RF4437d)	Page 356 of 420	

	2	9 kHz to 150 kHz	-61.56	-61.18	-62.13	-62.50	-49.02	-12.16
		150 kHz to 30 MHz	-61.54	-60.80	-53.61	-53.39	-39.02	-14.37
		30 MHz to 1 GHz	-51.03	-51.21	-50.84	-50.54	-29.02	-21.52
		1 GHz to 2.108 GHz	-32.75	-32.34	-33.44	-32.98	-19.02	-13.32
		2.182 GHz to 6 GHz	-24.97	-25.27	-24.83	-25.07	-19.02	-5.81
		6 GHz to 22 GHz	-25.43	-25.55	-25.71	-25.64	-19.02	-6.41
	3	9 kHz to 150 kHz	-61.22	-61.26	-62.28	-62.15	-49.02	-12.20
		150 kHz to 30 MHz	-60.49	-59.56	-53.30	-53.61	-39.02	-14.28
		30 MHz to 1 GHz	-51.81	-52.34	-51.70	-50.55	-29.02	-21.53
		1 GHz to 2.108 GHz	-30.51	-30.10	-32.93	-31.99	-19.02	-11.08
		2.182 GHz to 6 GHz	-26.25	-26.62	-26.84	-26.18	-19.02	-7.16
		6 GHz to 22 GHz	-24.28	-24.91	-25.06	-25.26	-19.02	-5.26
High	0	9 kHz to 150 kHz	-62.13	-62.25	-62.64	-62.56	-49.02	-13.11
		150 kHz to 30 MHz	-53.51	-53.12	-52.96	-53.20	-39.02	-13.94
		30 MHz to 1 GHz	-53.58	-53.36	-54.56	-53.77	-29.02	-24.34
		1 GHz to 2.108 GHz	-33.23	-33.92	-33.02	-33.19	-19.02	-14.00
		2.182 GHz to 6 GHz	-26.46	-27.21	-27.20	-26.96	-19.02	-7.44
		6 GHz to 22 GHz	-25.52	-24.72	-25.59	-24.55	-19.02	-5.53
	1	9 kHz to 150 kHz	-61.07	-61.53	-61.45	-61.41	-49.02	-12.05
		150 kHz to 30 MHz	-52.09	-52.63	-52.58	-52.47	-39.02	-13.07
		30 MHz to 1 GHz	-50.26	-50.84	-50.93	-51.00	-29.02	-21.24
		1 GHz to 2.108 GHz	-34.52	-34.31	-34.41	-34.46	-19.02	-15.29
		2.182 GHz to 6 GHz	-26.63	-25.84	-26.31	-26.51	-19.02	-6.82
		6 GHz to 22 GHz	-24.78	-25.77	-25.24	-25.25	-19.02	-5.76
	2	9 kHz to 150 kHz	-62.22	-62.25	-62.45	-62.37	-49.02	-13.20
		150 kHz to 30 MHz	-53.22	-53.31	-53.63	-53.66	-39.02	-14.20
		30 MHz to 1 GHz	-50.08	-51.13	-50.48	-50.81	-29.02	-21.06
		1 GHz to 2.108 GHz	-33.98	-30.16	-33.49	-33.12	-19.02	-11.14
		2.182 GHz to 6 GHz	-24.23	-25.65	-24.70	-24.83	-19.02	-5.21
		6 GHz to 22 GHz	-25.85	-25.76	-23.87	-25.52	-19.02	-4.85
	3	9 kHz to 150 kHz	-62.18	-62.38	-62.16	-62.46	-49.02	-13.14
		150 kHz to 30 MHz	-53.45	-53.60	-53.16	-53.61	-39.02	-14.17
		30 MHz to 1 GHz	-51.35	-51.98	-52.06	-51.91	-29.02	-24.34
		1 GHz to 2.108 GHz	-33.00	-30.99	-32.77	-32.85	-19.02	-14.30
		2.182 GHz to 6 GHz	-25.97	-26.27	-26.80	-26.99	-19.02	-8.95
		6 GHz to 22 GHz	-24.65	-25.55	-25.55	-25.44	-19.02	-5.73

Table 7-238. Conducted Spurious Emission Summary Data (B66_5M+5M+5M+5M_4C)



FCC ID: A3LRF4437D-25C	 PCTEST ENGINEERING LABORATORY, INC.	MEASUREMENT REPORT		Approved by: Technical Manager
Test Report S/N: 8K21071202-R2.A3L	Test Dates: 07/19/2021-08/13/2021	EUT Type: RRU(RF4437d)		Page 357 of 420

Channel	Port	Measurement Range	Level (dBm)				Limit (dBm)	Worst Margin (dB)
			QPSK	16QAM	64QAM	256QAM		
Low	0	9 kHz to 150 kHz	-62.22	-62.96	-62.80	-62.79	-49.02	-13.20
		150 kHz to 30 MHz	-54.19	-54.86	-54.28	-55.11	-39.02	-15.17
		30 MHz to 1 GHz	-53.51	-53.46	-54.45	-54.14	-29.02	-24.44
		1 GHz to 2.108 GHz	-33.04	-32.29	-32.48	-32.99	-19.02	-13.27
		2.182 GHz to 6 GHz	-29.09	-28.37	-28.95	-28.40	-19.02	-9.35
		6 GHz to 22 GHz	-24.77	-25.07	-24.80	-25.40	-19.02	-5.75
	1	9 kHz to 150 kHz	-61.20	-61.81	-62.09	-61.55	-49.02	-12.18
		150 kHz to 30 MHz	-53.78	-53.76	-53.75	-54.09	-39.02	-14.73
		30 MHz to 1 GHz	-50.78	-51.53	-51.17	-49.94	-29.02	-20.92
		1 GHz to 2.108 GHz	-33.56	-33.27	-33.47	-32.84	-19.02	-13.82
		2.182 GHz to 6 GHz	-26.51	-26.36	-27.16	-26.25	-19.02	-7.23
		6 GHz to 22 GHz	-25.00	-25.56	-24.68	-24.70	-19.02	-5.66
	2	9 kHz to 150 kHz	-62.48	-62.48	-62.84	-62.78	-49.02	-13.46
		150 kHz to 30 MHz	-54.61	-54.38	-55.11	-54.94	-39.02	-15.36
		30 MHz to 1 GHz	-50.31	-50.87	-51.40	-51.12	-29.02	-21.29
		1 GHz to 2.108 GHz	-32.64	-32.84	-32.40	-32.44	-19.02	-13.38
		2.182 GHz to 6 GHz	-24.95	-25.12	-25.30	-24.17	-19.02	-5.15
		6 GHz to 22 GHz	-25.69	-25.02	-25.07	-25.19	-19.02	-6.00
	3	9 kHz to 150 kHz	-62.20	-62.59	-62.89	-62.53	-49.02	-13.18
		150 kHz to 30 MHz	-54.27	-54.55	-54.50	-54.50	-39.02	-15.25
		30 MHz to 1 GHz	-51.81	-51.78	-52.24	-51.99	-29.02	-22.76
		1 GHz to 2.108 GHz	-32.34	-32.72	-32.37	-32.42	-19.02	-13.32
		2.182 GHz to 6 GHz	-27.44	-27.41	-27.32	-27.55	-19.02	-8.30
		6 GHz to 22 GHz	-24.99	-25.50	-25.35	-25.12	-19.02	-5.97
Middle	0	9 kHz to 150 kHz	-62.85	-62.61	-62.82	-62.61	-49.02	-13.59
		150 kHz to 30 MHz	-54.49	-54.46	-54.31	-54.54	-39.02	-15.29
		30 MHz to 1 GHz	-54.22	-53.75	-54.39	-53.34	-29.02	-24.32
		1 GHz to 2.108 GHz	-33.87	-33.74	-33.18	-33.20	-19.02	-14.16
		2.182 GHz to 6 GHz	-29.04	-28.89	-28.27	-28.08	-19.02	-9.06
		6 GHz to 22 GHz	-24.90	-25.37	-25.45	-24.74	-19.02	-5.72
	1	9 kHz to 150 kHz	-61.87	-61.43	-61.93	-61.60	-49.02	-12.41
		150 kHz to 30 MHz	-53.76	-53.63	-53.37	-53.58	-39.02	-14.35
		30 MHz to 1 GHz	-50.46	-51.51	-51.11	-51.22	-29.02	-21.44
		1 GHz to 2.108 GHz	-35.34	-34.08	-34.45	-34.25	-19.02	-15.06
		2.182 GHz to 6 GHz	-27.61	-26.46	-26.87	-27.06	-19.02	-7.44
		6 GHz to 22 GHz	-25.52	-25.25	-25.43	-25.68	-19.02	-6.23



FCC ID: A3LRF4437D-25C		MEASUREMENT REPORT		Approved by: Technical Manager
Test Report S/N: 8K21071202-R2.A3L	Test Dates: 07/19/2021-08/13/2021	EUT Type: RRU(RF4437d)	Page 358 of 420	

	2	9 kHz to 150 kHz	-62.50	-62.62	-62.63	-62.27	-49.02	-13.25
		150 kHz to 30 MHz	-54.58	-54.45	-54.99	-54.65	-39.02	-15.43
		30 MHz to 1 GHz	-51.22	-50.70	-50.32	-50.39	-29.02	-21.30
		1 GHz to 2.108 GHz	-34.76	-34.10	-34.10	-34.41	-19.02	-15.08
		2.182 GHz to 6 GHz	-24.81	-25.19	-25.28	-25.09	-19.02	-5.79
		6 GHz to 22 GHz	-25.22	-25.60	-25.28	-25.49	-19.02	-6.20
	3	9 kHz to 150 kHz	-62.99	-62.49	-62.34	-62.40	-49.02	-13.32
		150 kHz to 30 MHz	-54.37	-54.98	-54.89	-54.38	-39.02	-15.35
		30 MHz to 1 GHz	-51.39	-51.85	-50.99	-51.83	-29.02	-21.97
		1 GHz to 2.108 GHz	-31.95	-32.14	-32.19	-33.45	-19.02	-12.93
		2.182 GHz to 6 GHz	-25.34	-26.85	-26.73	-27.20	-19.02	-6.32
		6 GHz to 22 GHz	-24.94	-25.36	-25.26	-25.68	-19.02	-5.92
High	0	9 kHz to 150 kHz	-62.76	-62.43	-62.82	-62.73	-49.02	-13.41
		150 kHz to 30 MHz	-55.06	-54.77	-54.50	-54.92	-39.02	-15.48
		30 MHz to 1 GHz	-54.41	-54.01	-54.07	-53.61	-29.02	-24.59
		1 GHz to 2.108 GHz	-33.92	-34.10	-33.70	-33.50	-19.02	-14.48
		2.182 GHz to 6 GHz	-27.48	-26.49	-27.90	-26.91	-19.02	-7.47
		6 GHz to 22 GHz	-25.01	-24.85	-25.05	-25.48	-19.02	-5.83
	1	9 kHz to 150 kHz	-61.77	-61.77	-61.52	-62.06	-49.02	-12.50
		150 kHz to 30 MHz	-53.72	-53.99	-53.97	-53.79	-39.02	-14.70
		30 MHz to 1 GHz	-50.55	-50.98	-51.25	-51.39	-29.02	-21.53
		1 GHz to 2.108 GHz	-34.72	-34.40	-33.45	-34.07	-19.02	-14.43
		2.182 GHz to 6 GHz	-26.81	-25.83	-26.71	-27.59	-19.02	-6.81
		6 GHz to 22 GHz	-25.22	-25.28	-25.47	-25.32	-19.02	-6.20
	2	9 kHz to 150 kHz	-62.21	-62.12	-62.35	-62.52	-49.02	-13.10
		150 kHz to 30 MHz	-54.98	-54.75	-54.50	-54.77	-39.02	-15.48
		30 MHz to 1 GHz	-50.93	-50.90	-49.86	-50.01	-29.02	-20.84
		1 GHz to 2.108 GHz	-33.63	-34.62	-33.07	-33.82	-19.02	-14.05
		2.182 GHz to 6 GHz	-24.85	-25.10	-24.83	-25.44	-19.02	-5.81
		6 GHz to 22 GHz	-24.36	-25.46	-25.41	-25.53	-19.02	-5.34
	3	9 kHz to 150 kHz	-62.34	-62.10	-62.43	-62.27	-49.02	-13.08
		150 kHz to 30 MHz	-54.46	-54.45	-54.49	-54.57	-39.02	-15.17
		30 MHz to 1 GHz	-52.68	-51.75	-51.62	-51.46	-29.02	-24.44
		1 GHz to 2.108 GHz	-32.76	-33.32	-32.40	-33.86	-19.02	-13.27
		2.182 GHz to 6 GHz	-26.35	-26.89	-27.22	-27.33	-19.02	-9.35
		6 GHz to 22 GHz	-25.64	-25.33	-25.15	-25.33	-19.02	-5.75

Table 7-239. Conducted Spurious Emission Summary Data (B66_5M+5M+5M+20M_4C)



FCC ID: A3LRF4437D-25C		MEASUREMENT REPORT		Approved by: Technical Manager
Test Report S/N: 8K21071202-R2.A3L	Test Dates: 07/19/2021-08/13/2021	EUT Type: RRU(RF4437d)		Page 359 of 420

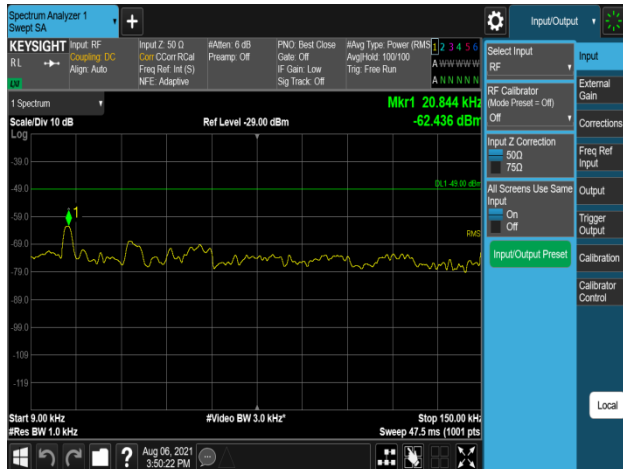
Channel	Port	Measurement Range	Level (dBm)				Limit (dBm)	Worst Margin (dB)
			QPSK	16QAM	64QAM	256QAM		
Low	0	9 kHz to 150 kHz	-52.68	-52.17	-52.71	-52.30	-49.02	-3.15
		150 kHz to 30 MHz	-45.49	-45.84	-45.83	-45.74	-39.02	-6.47
		30 MHz to 1 GHz	-44.44	-44.42	-44.34	-44.54	-29.02	-15.32
		1 GHz to 2.108 GHz	-29.42	-30.04	-30.45	-30.39	-19.02	-10.40
		2.182 GHz to 6 GHz	-27.77	-27.87	-27.98	-27.96	-19.02	-8.75
		6 GHz to 22 GHz	-28.02	-28.16	-28.23	-27.99	-19.02	-8.97
	1	9 kHz to 150 kHz	-51.53	-51.59	-51.72	-51.32	-49.02	-2.30
		150 kHz to 30 MHz	-44.90	-44.82	-44.91	-45.30	-39.02	-5.80
		30 MHz to 1 GHz	-44.92	-44.86	-44.79	-44.84	-29.02	-15.77
		1 GHz to 2.108 GHz	-30.00	-30.72	-30.60	-30.49	-19.02	-10.98
		2.182 GHz to 6 GHz	-28.32	-27.62	-27.95	-28.00	-19.02	-8.60
		6 GHz to 22 GHz	-27.58	-27.56	-27.20	-27.19	-19.02	-8.17
	2	9 kHz to 150 kHz	-51.89	-51.81	-52.38	-52.14	-49.02	-2.79
		150 kHz to 30 MHz	-45.07	-45.18	-44.99	-44.99	-39.02	-5.97
		30 MHz to 1 GHz	-44.44	-44.30	-44.37	-44.35	-29.02	-15.28
		1 GHz to 2.108 GHz	-29.44	-30.28	-30.66	-30.53	-19.02	-10.42
		2.182 GHz to 6 GHz	-27.72	-27.96	-28.12	-28.23	-19.02	-8.70
		6 GHz to 22 GHz	-26.12	-26.25	-26.35	-26.13	-19.02	-7.10
	3	9 kHz to 150 kHz	-51.62	-51.39	-52.03	-51.85	-49.02	-2.37
		150 kHz to 30 MHz	-44.77	-44.98	-44.82	-45.15	-39.02	-5.75
		30 MHz to 1 GHz	-45.04	-44.66	-44.81	-44.70	-29.02	-15.64
		1 GHz to 2.108 GHz	-29.49	-29.27	-28.84	-28.94	-19.02	-9.82
		2.182 GHz to 6 GHz	-28.13	-27.84	-27.87	-28.27	-19.02	-8.82
		6 GHz to 22 GHz	-27.15	-26.99	-27.02	-27.33	-19.02	-7.97
Middle	0	9 kHz to 150 kHz	-52.17	-52.30	-52.33	-52.22	-49.02	-3.15
		150 kHz to 30 MHz	-45.36	-45.65	-45.66	-45.24	-39.02	-6.22
		30 MHz to 1 GHz	-44.32	-44.52	-44.25	-44.30	-29.02	-15.23
		1 GHz to 2.108 GHz	-31.57	-30.56	-30.04	-30.04	-19.02	-11.02
		2.182 GHz to 6 GHz	-28.06	-28.01	-28.02	-27.88	-19.02	-8.86
		6 GHz to 22 GHz	-27.92	-28.17	-28.05	-27.61	-19.02	-8.59
	1	9 kHz to 150 kHz	-51.24	-51.89	-51.81	-51.93	-49.02	-2.22
		150 kHz to 30 MHz	-44.76	-44.93	-44.93	-44.90	-39.02	-5.74
		30 MHz to 1 GHz	-44.92	-44.88	-44.63	-44.85	-29.02	-15.61
		1 GHz to 2.108 GHz	-32.15	-31.24	-31.20	-31.03	-19.02	-12.01
		2.182 GHz to 6 GHz	-28.09	-27.85	-27.98	-28.16	-19.02	-8.83
		6 GHz to 22 GHz	-27.44	-26.95	-27.53	-27.48	-19.02	-7.93

FCC ID: A3LRF4437D-25C	 PCTEST ENGINEERING LABORATORY, INC.	MEASUREMENT REPORT		Approved by: Technical Manager
Test Report S/N: 8K21071202-R2.A3L	Test Dates: 07/19/2021-08/13/2021	EUT Type: RRU(RF4437d)		Page 360 of 420

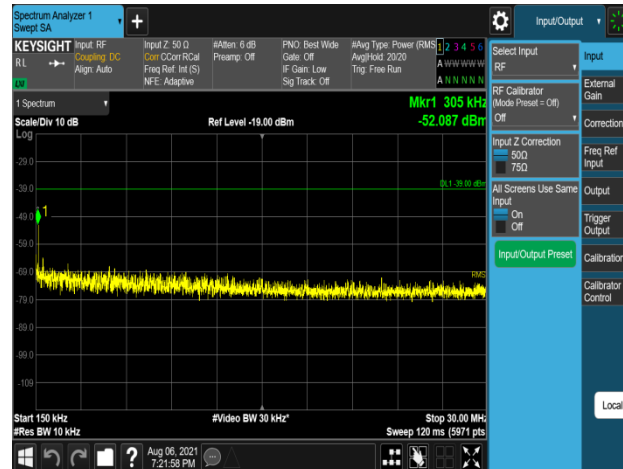
	2	9 kHz to 150 kHz	-51.59	-52.19	-52.11	-52.10	-49.02	-2.57
		150 kHz to 30 MHz	-44.91	-45.27	-45.33	-45.00	-39.02	-5.89
		30 MHz to 1 GHz	-44.28	-44.33	-44.39	-44.34	-29.02	-15.26
		1 GHz to 2.108 GHz	-32.08	-30.39	-30.68	-31.01	-19.02	-11.37
		2.182 GHz to 6 GHz	-27.76	-27.92	-27.83	-28.06	-19.02	-8.74
		6 GHz to 22 GHz	-26.58	-26.22	-26.75	-26.35	-19.02	-7.20
	3	9 kHz to 150 kHz	-51.36	-51.83	-51.64	-52.07	-49.02	-2.34
		150 kHz to 30 MHz	-44.53	-44.69	-44.72	-44.70	-39.02	-5.51
		30 MHz to 1 GHz	-44.78	-44.48	-44.84	-44.76	-29.02	-15.46
		1 GHz to 2.108 GHz	-31.85	-28.95	-29.01	-29.24	-19.02	-9.93
		2.182 GHz to 6 GHz	-27.76	-27.82	-27.98	-28.01	-19.02	-8.74
		6 GHz to 22 GHz	-27.02	-26.90	-27.05	-27.05	-19.02	-7.88
High	0	9 kHz to 150 kHz	-52.07	-52.41	-52.35	-52.45	-49.02	-3.05
		150 kHz to 30 MHz	-45.49	-45.98	-45.50	-45.41	-39.02	-6.39
		30 MHz to 1 GHz	-44.45	-44.35	-44.20	-44.41	-29.02	-15.18
		1 GHz to 2.108 GHz	-31.53	-30.22	-30.26	-30.49	-19.02	-11.20
		2.182 GHz to 6 GHz	-27.92	-28.08	-27.81	-28.06	-19.02	-8.79
		6 GHz to 22 GHz	-27.70	-27.71	-27.75	-28.38	-19.02	-8.68
	1	9 kHz to 150 kHz	-51.81	-52.09	-51.49	-51.69	-49.02	-2.47
		150 kHz to 30 MHz	-45.21	-44.59	-45.18	-44.84	-39.02	-5.57
		30 MHz to 1 GHz	-44.92	-44.72	-44.62	-44.65	-29.02	-15.60
		1 GHz to 2.108 GHz	-32.05	-30.81	-30.88	-30.86	-19.02	-11.79
		2.182 GHz to 6 GHz	-28.18	-27.92	-28.19	-27.75	-19.02	-8.73
		6 GHz to 22 GHz	-27.57	-27.41	-27.60	-27.47	-19.02	-8.39
	2	9 kHz to 150 kHz	-51.88	-51.79	-51.92	-51.86	-49.02	-2.77
		150 kHz to 30 MHz	-45.01	-44.92	-44.75	-45.18	-39.02	-5.73
		30 MHz to 1 GHz	-44.27	-44.29	-44.29	-44.52	-29.02	-15.25
		1 GHz to 2.108 GHz	-31.79	-30.69	-30.57	-30.76	-19.02	-11.55
		2.182 GHz to 6 GHz	-28.09	-28.08	-28.13	-27.85	-19.02	-8.83
		6 GHz to 22 GHz	-26.45	-26.52	-26.58	-26.60	-19.02	-7.43
	3	9 kHz to 150 kHz	-51.85	-51.29	-51.63	-51.52	-49.02	-2.27
		150 kHz to 30 MHz	-44.94	-44.72	-44.89	-45.19	-39.02	-6.47
		30 MHz to 1 GHz	-44.60	-44.82	-44.75	-44.41	-29.02	-15.32
		1 GHz to 2.108 GHz	-31.95	-29.65	-29.30	-29.20	-19.02	-10.40
		2.182 GHz to 6 GHz	-28.04	-27.80	-27.85	-28.12	-19.02	-8.75
		6 GHz to 22 GHz	-27.43	-26.94	-27.32	-26.95	-19.02	-8.97

Table 7-240. Conducted Spurious Emission Summary Data (B66_5M+5M+10M+20M_4C)

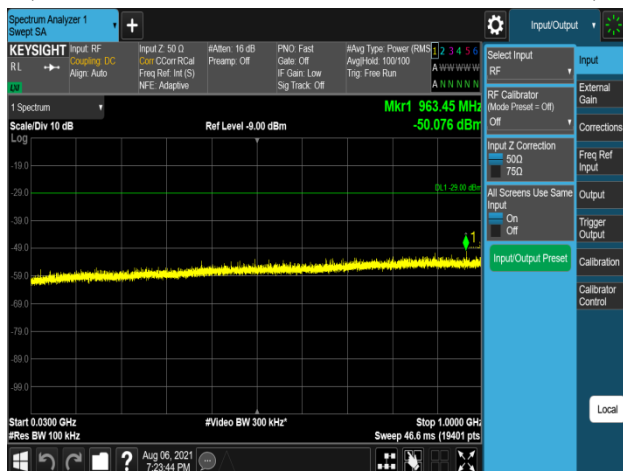
FCC ID: A3LRF4437D-25C		MEASUREMENT REPORT		Approved by: Technical Manager
Test Report S/N: 8K21071202-R2.A3L	Test Dates: 07/19/2021-08/13/2021	EUT Type: RRU(RF4437d)		Page 361 of 420



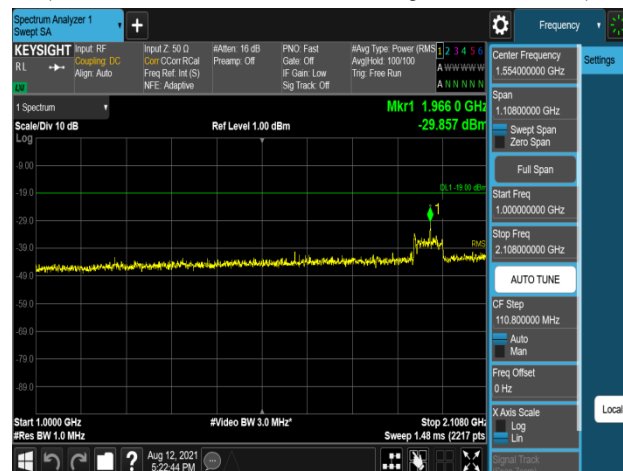
Plot 7-1147. Conducted Spurious Emission Plot
9 kHz to 150 kHz
(B66_5M+5M+5M+5M_4C_256QAM - Low Channel, Port 0)



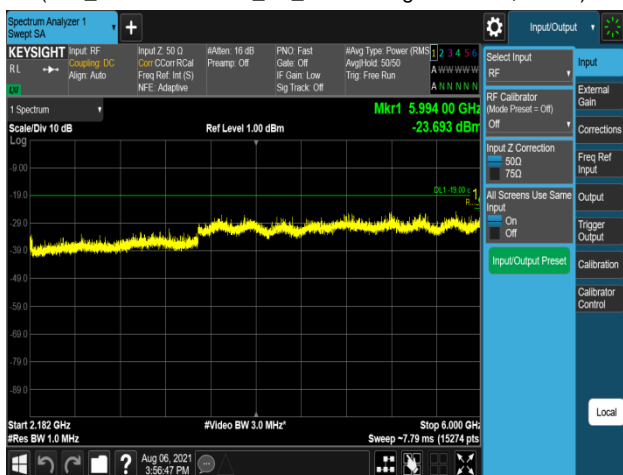
Plot 7-1148. Conducted Spurious Emission Plot
150 kHz to 30 MHz
(B66_5M+5M+5M+5M_4C_QPSK - High Channel, Port 1)



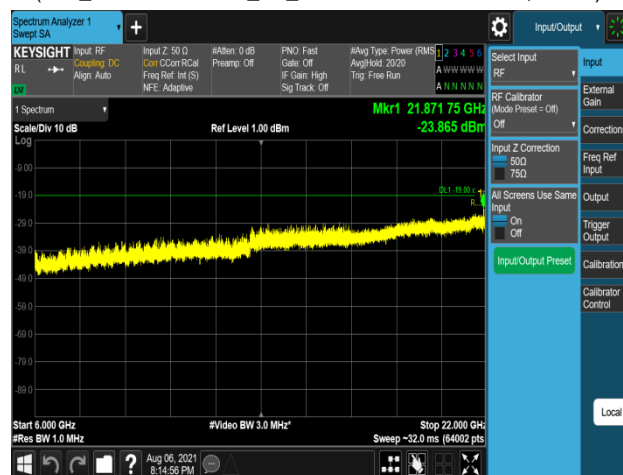
Plot 7-1149. Conducted Spurious Emission Plot
30 MHz to 1 GHz
(B66_5M+5M+5M+5M_4C_QPSK - High Channel, Port 2)



Plot 7-1150. Conducted Spurious Emission Plot
1 GHz to 2.108 GHz
(B66_5M+5M+5M+5M_4C_256QAM - Low Channel, Port 3)

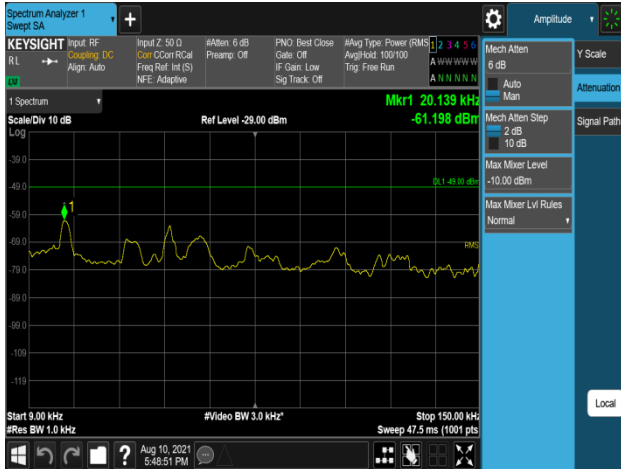


Plot 7-1151. Conducted Spurious Emission Plot
2.182 GHz to 6 GHz
(B66_5M+5M+5M+5M_4C_QPSK - Low Channel, Port 2)



Plot 7-1152. Conducted Spurious Emission Plot
6 GHz to 22 GHz
(B66_5M+5M+5M+5M_4C_64QAM - High Channel, Port 2)

FCC ID: A3LRF4437D-25C		MEASUREMENT REPORT		Approved by: Technical Manager
Test Report S/N: 8K21071202-R2.A3L	Test Dates: 07/19/2021-08/13/2021	EUT Type: RRU(RF4437d)		Page 362 of 420



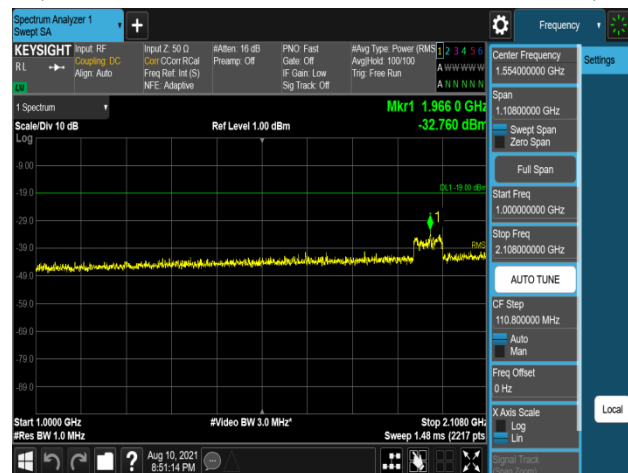
Plot 7-1153. Conducted Spurious Emission Plot
9 kHz to 150 kHz
(B66_5M+5M+5M+20M_4C_QPSK - Low Channel, Port 1)



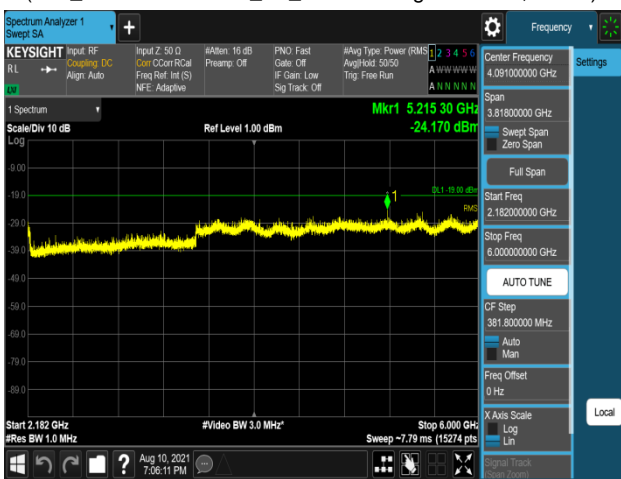
Plot 7-1154. Conducted Spurious Emission Plot
150 kHz to 30 MHz
(B66_5M+5M+5M+20M_4C_64QAM - Mid Channel, Port 1)



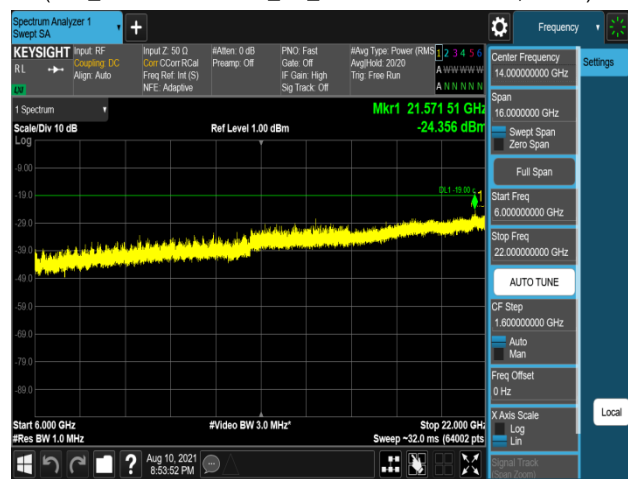
Plot 7-1155. Conducted Spurious Emission Plot
30 MHz to 1 GHz
(B66_5M+5M+5M+20M_4C_64QAM - High Channel, Port 2)



Plot 7-1156. Conducted Spurious Emission Plot
1 GHz to 2.108 GHz
(B66_5M+5M+5M+20M_4C_QPSK - Mid Channel, Port 3)

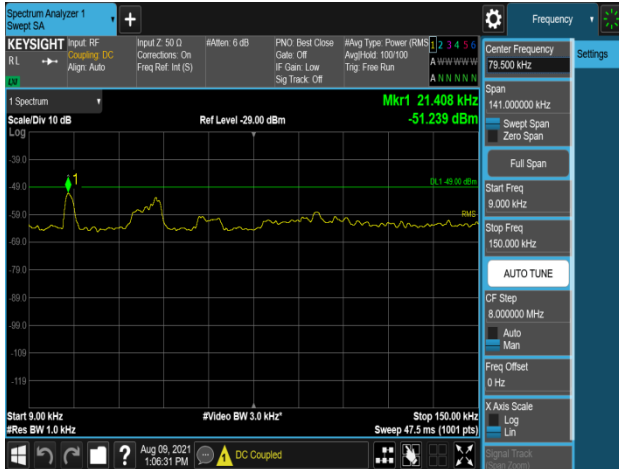


Plot 7-1157. Conducted Spurious Emission Plot
2.182 GHz to 6 GHz
(B66_5M+5M+5M+20M_4C_256QAM - Low Channel, Port 2)



Plot 7-1158. Conducted Spurious Emission Plot
6 GHz to 22 GHz
(B66_5M+5M+5M+20M_4C_QPSK- High Channel, Port 2)

FCC ID: A3LRF4437D-25C	PCTEST ENGINEERING LABORATORY, INC.	MEASUREMENT REPORT		Approved by: Technical Manager
Test Report S/N: 8K21071202-R2.A3L	Test Dates: 07/19/2021-08/13/2021	EUT Type: RRU(RF4437d)		Page 363 of 420



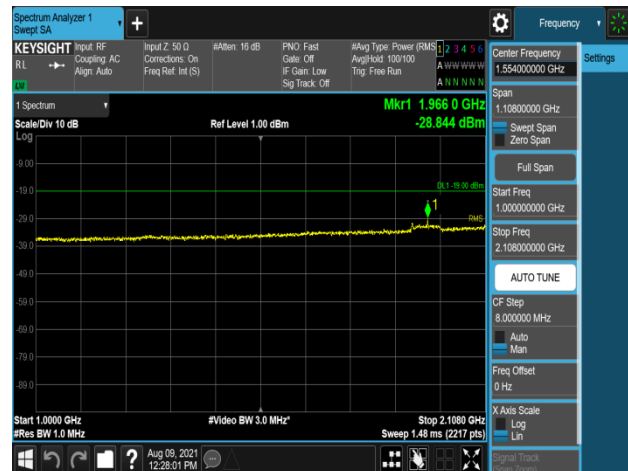
Plot 7-1159. Conducted Spurious Emission Plot
9 kHz to 150 kHz
(B66_5M+5M+10M+20M_4C_QPSK - Mid Channel, Port 1)



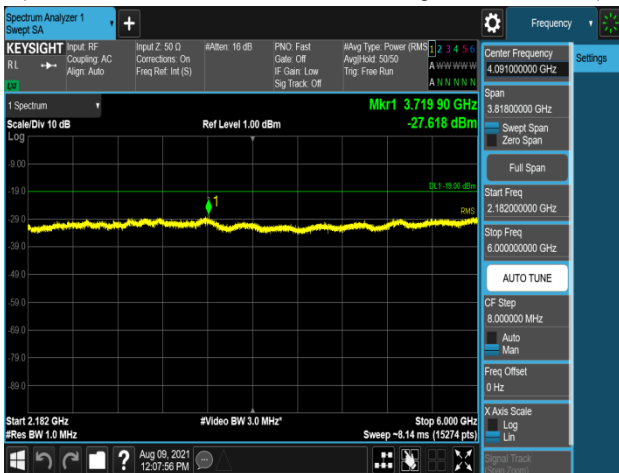
Plot 7-1160. Conducted Spurious Emission Plot
150 kHz to 30 MHz
(B66_5M+5M+10M+20M_4C_QPSK - Mid Channel, Port 3)



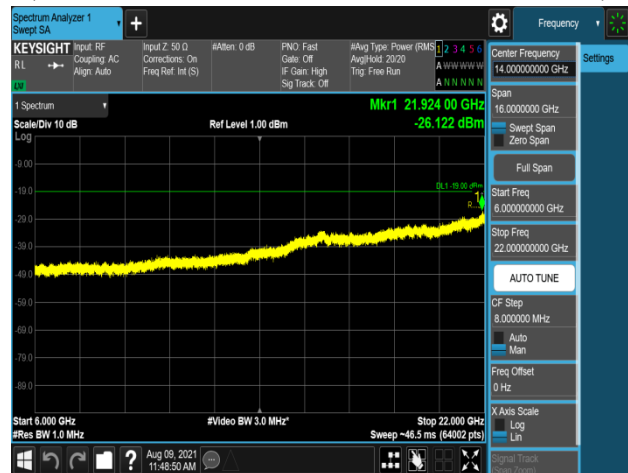
Plot 7-1161. Conducted Spurious Emission Plot
30 MHz to 1 GHz
(B66_5M+5M+10M+20M_4C_64QAM - High Channel, Port 0)



Plot 7-1162. Conducted Spurious Emission Plot
1 GHz to 2.108 GHz
(B66_5M+5M+10M+20M_4C_64QAM - Low Channel, Port 3)



Plot 7-1163. Conducted Spurious Emission Plot
2.182 GHz to 6 GHz
(B66_5M+5M+10M+20M_4C_16QAM - Low Channel, Port 1)





Plot 7-1164. Conducted Spurious Emission Plot
6 GHz to 22 GHz
(B66_5M+5M+10M+20M_4C_QPSK - Low Channel, Port 2)

FCC ID: A3LRF4437D-25C		MEASUREMENT REPORT		Approved by: Technical Manager
Test Report S/N: 8K21071202-R2.A3L	Test Dates: 07/19/2021-08/13/2021	EUT Type: RRU(RF4437d)		Page 364 of 420



Configuration	Port	Measurement Range	Level (dBm)	Limit (dBm)	Worst Margin (dB)
B66_5M+5M Non-contiguous	0	9 kHz to 150 kHz	-51.88	-49.02	-2.86
		150 kHz to 30 MHz	-45.12	-39.02	-6.10
		30 MHz to 1 GHz	-44.49	-29.02	-15.47
		1 GHz to 2.108 GHz	-29.04	-19.02	-10.02
		2.182 GHz to 6 GHz	-26.21	-19.02	-7.19
		6 GHz to 22 GHz	-27.25	-19.02	-8.23
	1	9 kHz to 150 kHz	-51.12	-49.02	-2.10
		150 kHz to 30 MHz	-44.30	-39.02	-5.28
		30 MHz to 1 GHz	-44.65	-29.02	-15.63
		1 GHz to 2.108 GHz	-29.88	-19.02	-10.86
		2.182 GHz to 6 GHz	-26.31	-19.02	-7.29
		6 GHz to 22 GHz	-27.31	-19.02	-8.29
	2	9 kHz to 150 kHz	-51.47	-49.02	-2.45
		150 kHz to 30 MHz	-45.27	-39.02	-6.25
		30 MHz to 1 GHz	-44.16	-29.02	-15.14
		1 GHz to 2.108 GHz	-29.56	-19.02	-10.54
		2.182 GHz to 6 GHz	-25.73	-19.02	-6.71
		6 GHz to 22 GHz	-26.38	-19.02	-7.36
	3	9 kHz to 150 kHz	-51.41	-49.02	-2.39
		150 kHz to 30 MHz	-44.39	-39.02	-5.37
		30 MHz to 1 GHz	-44.74	-29.02	-15.72
		1 GHz to 2.108 GHz	-29.45	-19.02	-10.43
		2.182 GHz to 6 GHz	-25.82	-19.02	-6.80
		6 GHz to 22 GHz	-27.27	-19.02	-8.25

Table 7-241. Conducted Spurious Emission Summary Data (B66_5M+5M_2C - Non-contiguous)

FCC ID: A3LRF4437D-25C	 PCTEST ENGINEERING LABORATORY, INC.	MEASUREMENT REPORT		Approved by: Technical Manager
Test Report S/N: 8K21071202-R2.A3L	Test Dates: 07/19/2021-08/13/2021	EUT Type: RRU(RF4437d)	Page 365 of 420	



Configuration	Port	Measurement Range	Level (dBm)	Limit (dBm)	Worst Margin (dB)
B66_5M+20M Non-contiguous	0	9 kHz to 150 kHz	-51.72	-49.02	-2.70
		150 kHz to 30 MHz	-45.38	-39.02	-6.36
		30 MHz to 1 GHz	-44.41	-29.02	-15.39
		1 GHz to 2.108 GHz	-29.29	-19.02	-10.27
		2.182 GHz to 6 GHz	-27.98	-19.02	-8.96
		6 GHz to 22 GHz	-28.05	-19.02	-9.03
	1	9 kHz to 150 kHz	-51.23	-49.02	-2.21
		150 kHz to 30 MHz	-44.67	-39.02	-5.65
		30 MHz to 1 GHz	-44.83	-29.02	-15.81
		1 GHz to 2.108 GHz	-29.13	-19.02	-10.11
		2.182 GHz to 6 GHz	-27.19	-19.02	-8.17
		6 GHz to 22 GHz	-27.59	-19.02	-8.57
	2	9 kHz to 150 kHz	-51.59	-49.02	-2.57
		150 kHz to 30 MHz	-44.89	-39.02	-5.87
		30 MHz to 1 GHz	-44.46	-29.02	-15.44
		1 GHz to 2.108 GHz	-29.93	-19.02	-10.91
		2.182 GHz to 6 GHz	-28.01	-19.02	-8.99
		6 GHz to 22 GHz	-26.21	-19.02	-7.19
	3	9 kHz to 150 kHz	-51.05	-49.02	-2.03
		150 kHz to 30 MHz	-44.44	-39.02	-5.42
		30 MHz to 1 GHz	-44.87	-29.02	-15.85
		1 GHz to 2.108 GHz	-29.45	-19.02	-10.43
		2.182 GHz to 6 GHz	-27.35	-19.02	-8.33
		6 GHz to 22 GHz	-27.40	-19.02	-8.38

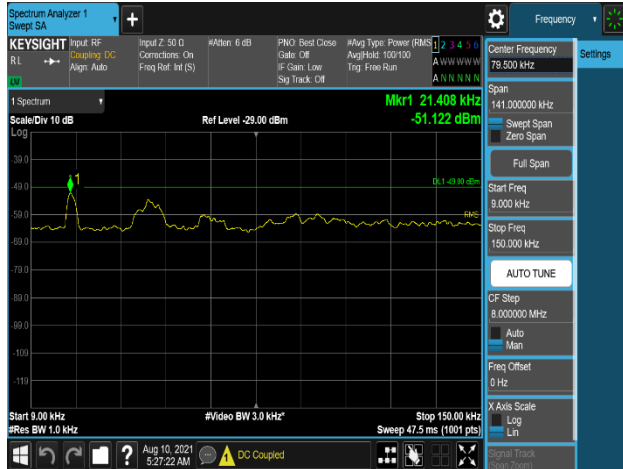
Table 7-242. Conducted Spurious Emission Summary Data (B66_5M+20M_2C - Non-contiguous)

FCC ID: A3LRF4437D-25C	 PCTEST ENGINEERING LABORATORY, INC.	MEASUREMENT REPORT		Approved by: Technical Manager
Test Report S/N: 8K21071202-R2.A3L	Test Dates: 07/19/2021-08/13/2021	EUT Type: RRU(RF4437d)	Page 366 of 420	

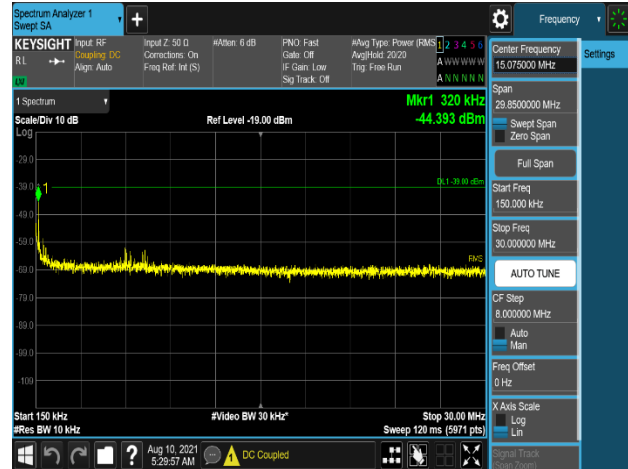
Configuration	Port	Measurement Range	Level (dBm)	Limit (dBm)	Worst Margin (dB)
B66_20M+20M Non-contiguous	0	9 kHz to 150 kHz	-51.38	-49.02	-2.36
		150 kHz to 30 MHz	-45.39	-39.02	-6.37
		30 MHz to 1 GHz	-44.33	-29.02	-15.31
		1 GHz to 2.108 GHz	-28.68	-19.02	-9.66
		2.182 GHz to 6 GHz	-27.65	-19.02	-8.63
		6 GHz to 22 GHz	-28.00	-19.02	-8.98
	1	9 kHz to 150 kHz	-51.28	-49.02	-2.26
		150 kHz to 30 MHz	-45.01	-39.02	-5.99
		30 MHz to 1 GHz	-44.70	-29.02	-15.68
		1 GHz to 2.108 GHz	-29.24	-19.02	-10.22
		2.182 GHz to 6 GHz	-28.05	-19.02	-9.03
		6 GHz to 22 GHz	-27.65	-19.02	-8.63
	2	9 kHz to 150 kHz	-51.57	-49.02	-2.55
		150 kHz to 30 MHz	-44.71	-39.02	-5.69
		30 MHz to 1 GHz	-44.18	-29.02	-15.16
		1 GHz to 2.108 GHz	-29.14	-19.02	-10.12
		2.182 GHz to 6 GHz	-27.39	-19.02	-8.37
		6 GHz to 22 GHz	-26.72	-19.02	-7.70
	3	9 kHz to 150 kHz	-51.52	-49.02	-2.50
		150 kHz to 30 MHz	-44.64	-39.02	-5.62
		30 MHz to 1 GHz	-44.81	-29.02	-15.79
		1 GHz to 2.108 GHz	-28.73	-19.02	-9.71
		2.182 GHz to 6 GHz	-27.43	-19.02	-8.41
		6 GHz to 22 GHz	-27.14	-19.02	-8.12

Table 7-243. Conducted Spurious Emission Summary Data (B66_20M+20M_2C - Non-contiguous)

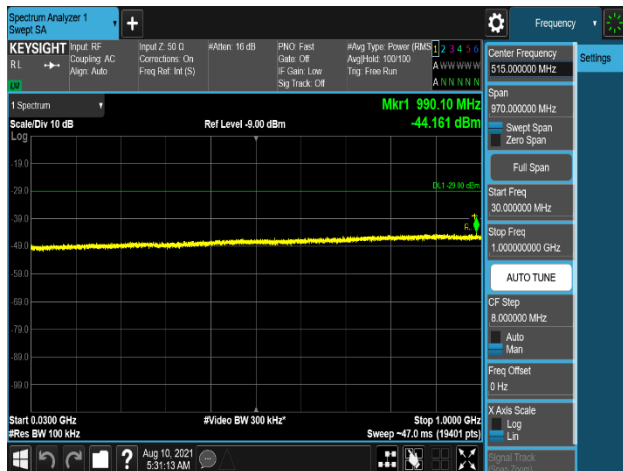
FCC ID: A3LRF4437D-25C	 PCTEST ENGINEERING LABORATORY, INC.	MEASUREMENT REPORT		Approved by: Technical Manager
Test Report S/N: 8K21071202-R2.A3L	Test Dates: 07/19/2021-08/13/2021	EUT Type: RRU(RF4437d)	Page 367 of 420	



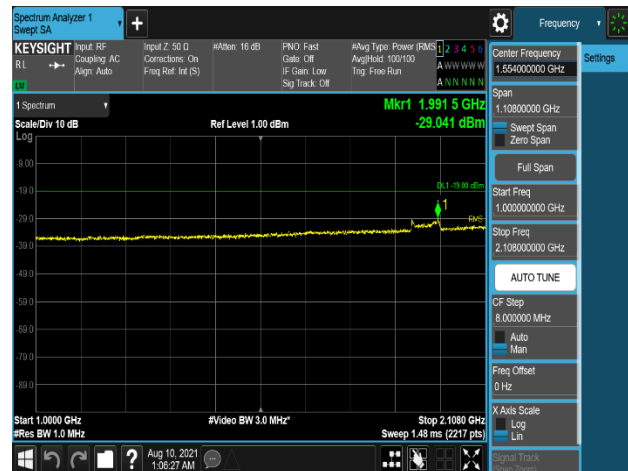
Plot 7-1165. Conducted Spurious Emission Plot
9 kHz to 150 kHz
(B66_5M+5M_2C_QPSK - Port 1)



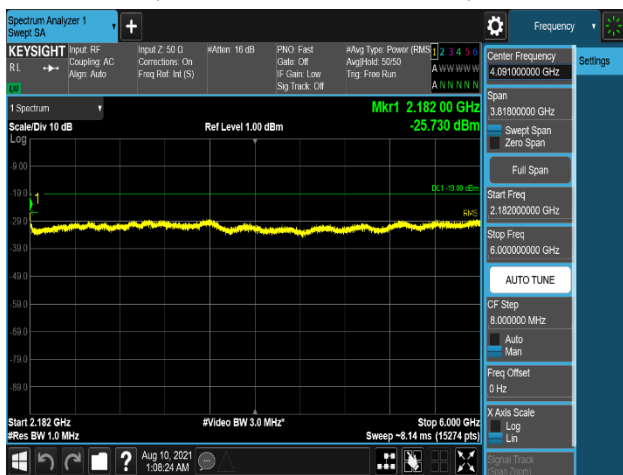
Plot 7-1166. Conducted Spurious Emission Plot
150 kHz to 30 MHz
(B66_5M+5M_2C_QPSK - Port 3)



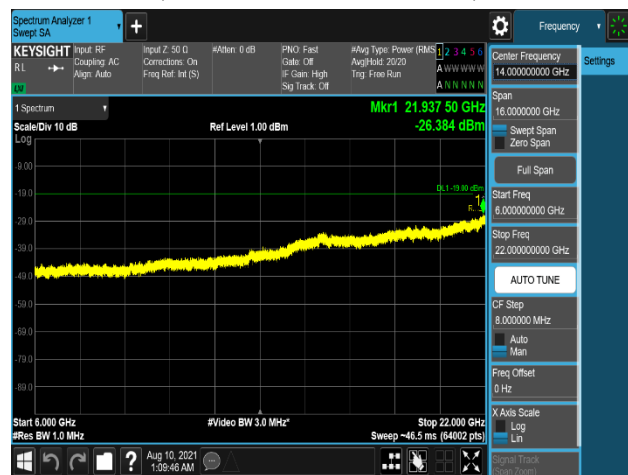
Plot 7-1167. Conducted Spurious Emission Plot
30 MHz to 1 GHz
(B66_5M+5M_2C_QPSK - Port 2)





Plot 7-1168. Conducted Spurious Emission Plot
1 GHz to 2.108 GHz
(B66_5M+5M_2C_QPSK - Port 0)



Plot 7-1169. Conducted Spurious Emission Plot
2.182 GHz to 6 GHz
(B66_5M+5M_2C_QPSK - Port 2)



Plot 7-1170. Conducted Spurious Emission Plot
6 GHz to 22 GHz
(B66_5M+5M_2C_QPSK - Port 2)

FCC ID: A3LRF4437D-25C		MEASUREMENT REPORT		Approved by: Technical Manager
Test Report S/N: 8K21071202-R2.A3L	Test Dates: 07/19/2021-08/13/2021	EUT Type: RRU(RF4437d)		Page 368 of 420