





	2	9 kHz to 150 kHz	-61.81	-61.87	-61.74	-62.42	-49.02	-12.72
		150 kHz to 30 MHz	-52.92	-53.09	-53.22	-53.05	-39.02	-13.90
		30 MHz to 1 GHz	-49.59	-51.04	-50.61	-51.53	-29.02	-20.57
		1 GHz to 1.928 GHz	-33.83	-30.97	-31.49	-32.85	-19.02	-11.95
		1.992 GHz to 6 GHz	-24.94	-24.25	-23.85	-24.46	-19.02	-4.83
		6 GHz to 22 GHz	-26.22	-26.12	-26.58	-25.68	-19.02	-6.66
	3	9 kHz to 150 kHz	-62.07	-61.55	-61.58	-61.91	-49.02	-12.53
		150 kHz to 30 MHz	-52.96	-53.10	-53.43	-53.25	-39.02	-13.94
		30 MHz to 1 GHz	-51.99	-51.89	-50.69	-50.97	-29.02	-21.67
		1 GHz to 1.928 GHz	-33.67	-32.55	-33.49	-32.78	-19.02	-13.53
		1.992 GHz to 6 GHz	-26.73	-27.69	-26.77	-27.33	-19.02	-7.71
		6 GHz to 22 GHz	-26.35	-25.88	-25.89	-26.22	-19.02	-6.86
High	0	9 kHz to 150 kHz	-61.59	-61.93	-61.80	-61.99	-49.02	-12.57
		150 kHz to 30 MHz	-53.12	-53.09	-52.58	-52.79	-39.02	-13.56
		30 MHz to 1 GHz	-54.37	-54.21	-53.36	-53.52	-29.02	-24.34
		1 GHz to 1.928 GHz	-35.76	-36.03	-36.25	-36.87	-19.02	-16.74
		1.992 GHz to 6 GHz	-28.37	-28.49	-28.52	-28.78	-19.02	-9.35
		6 GHz to 22 GHz	-26.09	-26.25	-26.67	-25.97	-19.02	-6.95
	1	9 kHz to 150 kHz	-61.10	-60.90	-60.94	-60.69	-49.02	-11.67
		150 kHz to 30 MHz	-52.41	-52.11	-52.19	-52.31	-39.02	-13.09
		30 MHz to 1 GHz	-50.60	-50.16	-50.86	-51.05	-29.02	-21.14
		1 GHz to 1.928 GHz	-37.61	-36.27	-36.76	-37.09	-19.02	-17.25
		1.992 GHz to 6 GHz	-26.71	-27.35	-26.72	-25.71	-19.02	-6.69
		6 GHz to 22 GHz	-26.13	-25.86	-26.14	-26.60	-19.02	-6.84
	2	9 kHz to 150 kHz	-62.04	-61.77	-61.82	-61.75	-49.02	-12.73
		150 kHz to 30 MHz	-53.39	-53.22	-52.89	-53.29	-39.02	-13.87
		30 MHz to 1 GHz	-50.79	-51.53	-50.84	-50.74	-29.02	-21.72
		1 GHz to 1.928 GHz	-38.74	-37.41	-37.03	-36.75	-19.02	-17.73
		1.992 GHz to 6 GHz	-24.92	-25.00	-24.55	-24.89	-19.02	-5.53
		6 GHz to 22 GHz	-26.51	-26.29	-26.12	-26.24	-19.02	-7.10
	3	9 kHz to 150 kHz	-62.08	-61.82	-61.63	-62.00	-49.02	-12.61
		150 kHz to 30 MHz	-53.15	-52.92	-53.01	-52.83	-39.02	-13.81
		30 MHz to 1 GHz	-51.27	-51.53	-51.09	-51.83	-29.02	-22.07
		1 GHz to 1.928 GHz	-36.87	-36.30	-37.53	-35.92	-19.02	-16.90
		1.992 GHz to 6 GHz	-27.78	-26.84	-27.17	-27.03	-19.02	-7.82
		6 GHz to 22 GHz	-26.63	-26.64	-26.25	-26.64	-19.02	-7.23

Table 7-219. Conducted Spurious Emission Summary Data (B2_5M+20M_2C)



FCC ID: A3LRF4437D-25C	 PCTEST ENGINEERING LABORATORY, INC.	MEASUREMENT REPORT		Approved by: Technical Manager
Test Report S/N: 8K21071202-R2.A3L	Test Dates: 07/19/2021-08/13/2021	EUT Type: RRU(RF4437d)		Page 304 of 420

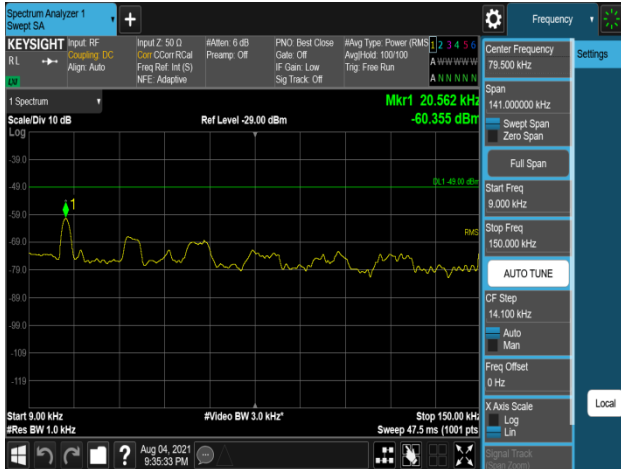
Channel	Port	Measurement Range	Level(dBm)				Limit (dBm)	Worst Margin (dB)
			QPSK	16QAM	64QAM	256QAM		
Low	0	9 kHz to 150 kHz	-62.00	-61.69	-61.44	-62.01	-49.02	-12.42
		150 kHz to 30 MHz	-52.90	-52.92	-52.85	-53.03	-39.02	-13.83
		30 MHz to 1 GHz	-53.10	-53.94	-53.69	-54.31	-29.02	-24.08
		1 GHz to 1.928 GHz	-33.22	-32.61	-31.12	-31.93	-19.02	-12.10
		1.992 GHz to 6 GHz	-28.57	-28.24	-27.03	-28.08	-19.02	-8.01
		6 GHz to 22 GHz	-26.03	-26.17	-26.49	-26.56	-19.02	-7.01
	1	9 kHz to 150 kHz	-61.05	-60.58	-60.68	-60.47	-49.02	-11.45
		150 kHz to 30 MHz	-52.08	-52.51	-52.43	-52.39	-39.02	-13.06
		30 MHz to 1 GHz	-50.77	-51.35	-51.27	-51.12	-29.02	-21.75
		1 GHz to 1.928 GHz	-32.50	-33.17	-30.59	-32.46	-19.02	-11.57
		1.992 GHz to 6 GHz	-26.90	-27.22	-26.54	-26.65	-19.02	-7.52
		6 GHz to 22 GHz	-26.56	-26.13	-26.47	-26.01	-19.02	-6.99
	2	9 kHz to 150 kHz	-61.86	-61.91	-61.87	-61.64	-49.02	-12.62
		150 kHz to 30 MHz	-53.14	-53.06	-53.40	-52.77	-39.02	-13.75
		30 MHz to 1 GHz	-50.69	-50.99	-50.94	-50.62	-29.02	-21.60
		1 GHz to 1.928 GHz	-31.34	-32.35	-31.99	-31.47	-19.02	-12.32
		1.992 GHz to 6 GHz	-25.14	-24.39	-25.48	-24.48	-19.02	-5.37
		6 GHz to 22 GHz	-26.34	-26.54	-26.08	-26.48	-19.02	-7.06
	3	9 kHz to 150 kHz	-61.65	-62.05	-61.79	-62.31	-49.02	-12.63
		150 kHz to 30 MHz	-53.31	-52.91	-52.75	-52.86	-39.02	-13.73
		30 MHz to 1 GHz	-50.88	-51.51	-51.26	-51.98	-29.02	-21.86
		1 GHz to 1.928 GHz	-31.67	-32.66	-31.87	-32.20	-19.02	-12.65
		1.992 GHz to 6 GHz	-27.59	-27.06	-27.43	-26.96	-19.02	-7.94
		6 GHz to 22 GHz	-25.88	-26.15	-25.77	-26.43	-19.02	-6.75
Middle	0	9 kHz to 150 kHz	-61.87	-61.74	-61.51	-61.60	-49.02	-12.49
		150 kHz to 30 MHz	-53.30	-52.71	-52.97	-53.38	-39.02	-13.69
		30 MHz to 1 GHz	-54.40	-52.86	-53.87	-53.14	-29.02	-23.84
		1 GHz to 1.928 GHz	-33.44	-31.24	-32.43	-33.69	-19.02	-12.22
		1.992 GHz to 6 GHz	-27.77	-29.34	-27.76	-29.10	-19.02	-8.74
		6 GHz to 22 GHz	-26.13	-25.99	-26.04	-26.59	-19.02	-6.97
	1	9 kHz to 150 kHz	-61.08	-60.96	-61.22	-60.98	-49.02	-11.94
		150 kHz to 30 MHz	-52.17	-52.28	-52.14	-52.00	-39.02	-12.98
		30 MHz to 1 GHz	-50.44	-51.02	-51.01	-50.04	-29.02	-21.02
		1 GHz to 1.928 GHz	-32.37	-31.61	-33.02	-32.85	-19.02	-12.59
		1.992 GHz to 6 GHz	-26.42	-26.38	-26.69	-27.04	-19.02	-7.36
		6 GHz to 22 GHz	-26.41	-26.29	-26.66	-26.62	-19.02	-7.27

FCC ID: A3LRF4437D-25C		MEASUREMENT REPORT		Approved by: Technical Manager
Test Report S/N: 8K21071202-R2.A3L	Test Dates: 07/19/2021-08/13/2021	EUT Type: RRU(RF4437d)		Page 305 of 420

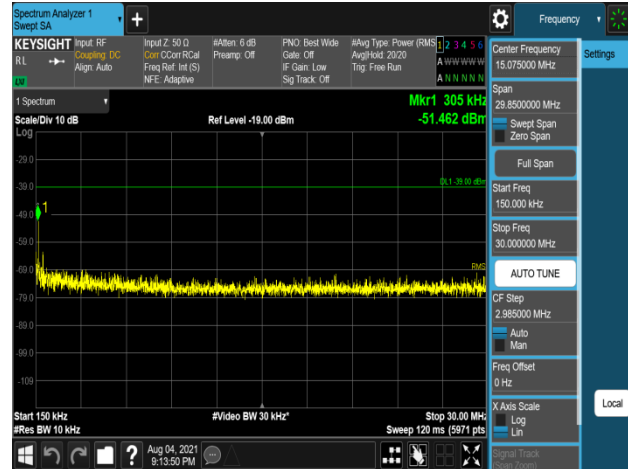
	2	9 kHz to 150 kHz	-62.35	-62.16	-61.49	-62.11	-49.02	-12.47
		150 kHz to 30 MHz	-53.30	-53.20	-53.06	-53.39	-39.02	-14.04
		30 MHz to 1 GHz	-50.68	-50.83	-50.88	-50.38	-29.02	-21.36
		1 GHz to 1.928 GHz	-33.24	-31.32	-32.31	-32.92	-19.02	-12.30
		1.992 GHz to 6 GHz	-25.39	-24.72	-25.87	-25.45	-19.02	-5.70
		6 GHz to 22 GHz	-26.58	-26.10	-26.24	-26.29	-19.02	-7.08
	3	9 kHz to 150 kHz	-61.92	-61.98	-62.14	-61.76	-49.02	-12.74
		150 kHz to 30 MHz	-53.21	-53.01	-53.28	-53.12	-39.02	-13.99
		30 MHz to 1 GHz	-52.31	-50.87	-52.50	-51.38	-29.02	-21.85
		1 GHz to 1.928 GHz	-32.75	-31.93	-31.89	-32.32	-19.02	-12.87
		1.992 GHz to 6 GHz	-27.07	-27.30	-27.82	-27.52	-19.02	-8.05
		6 GHz to 22 GHz	-26.47	-26.61	-26.41	-26.39	-19.02	-7.37
High	0	9 kHz to 150 kHz	-61.76	-61.74	-61.50	-61.73	-49.02	-12.48
		150 kHz to 30 MHz	-52.74	-53.02	-52.97	-52.81	-39.02	-13.72
		30 MHz to 1 GHz	-53.58	-53.55	-54.07	-52.64	-29.02	-23.62
		1 GHz to 1.928 GHz	-34.06	-35.00	-33.56	-35.02	-19.02	-14.54
		1.992 GHz to 6 GHz	-28.92	-28.83	-28.46	-27.98	-19.02	-8.96
		6 GHz to 22 GHz	-26.54	-25.89	-26.15	-26.61	-19.02	-6.87
	1	9 kHz to 150 kHz	-60.82	-61.05	-60.95	-61.04	-49.02	-11.80
		150 kHz to 30 MHz	-52.04	-52.20	-52.29	-52.06	-39.02	-13.02
		30 MHz to 1 GHz	-51.06	-51.55	-51.31	-50.60	-29.02	-21.58
		1 GHz to 1.928 GHz	-36.61	-35.79	-35.35	-34.38	-19.02	-15.36
		1.992 GHz to 6 GHz	-26.37	-26.67	-26.92	-27.27	-19.02	-7.35
		6 GHz to 22 GHz	-26.74	-26.19	-25.75	-26.70	-19.02	-6.73
	2	9 kHz to 150 kHz	-61.68	-62.26	-61.93	-61.55	-49.02	-12.53
		150 kHz to 30 MHz	-53.22	-53.23	-53.06	-53.34	-39.02	-14.04
		30 MHz to 1 GHz	-50.60	-50.25	-50.76	-49.55	-29.02	-20.53
		1 GHz to 1.928 GHz	-36.66	-34.58	-35.18	-35.13	-19.02	-15.56
		1.992 GHz to 6 GHz	-25.22	-24.39	-25.23	-23.48	-19.02	-4.46
		6 GHz to 22 GHz	-26.49	-26.56	-26.41	-25.42	-19.02	-6.40
	3	9 kHz to 150 kHz	-62.00	-61.72	-62.10	-62.14	-49.02	-12.70
		150 kHz to 30 MHz	-52.92	-53.17	-53.15	-53.00	-39.02	-13.83
		30 MHz to 1 GHz	-51.34	-50.92	-51.91	-51.68	-29.02	-24.08
		1 GHz to 1.928 GHz	-35.10	-34.61	-34.92	-34.58	-19.02	-12.10
		1.992 GHz to 6 GHz	-28.14	-27.78	-27.52	-26.58	-19.02	-8.01
		6 GHz to 22 GHz	-26.05	-26.27	-25.82	-26.27	-19.02	-7.01

Table 7-220. Conducted Spurious Emission Summary Data (B2_10M+20M_2C)

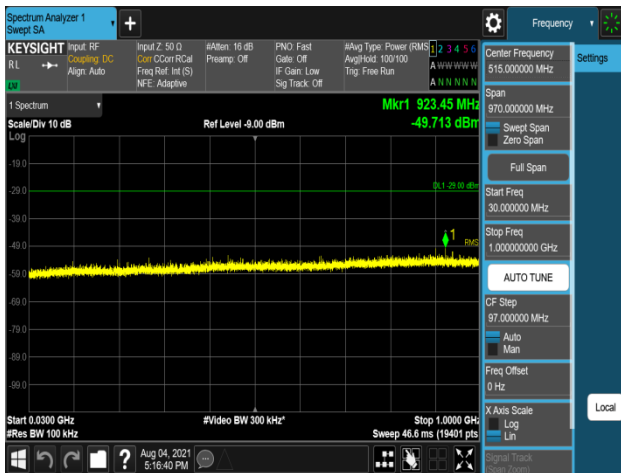
FCC ID: A3LRF4437D-25C	 PCTEST ENGINEERING LABORATORY, INC.	MEASUREMENT REPORT		Approved by: Technical Manager
Test Report S/N: 8K21071202-R2.A3L	Test Dates: 07/19/2021-08/13/2021	EUT Type: RRU(RF4437d)		Page 306 of 420



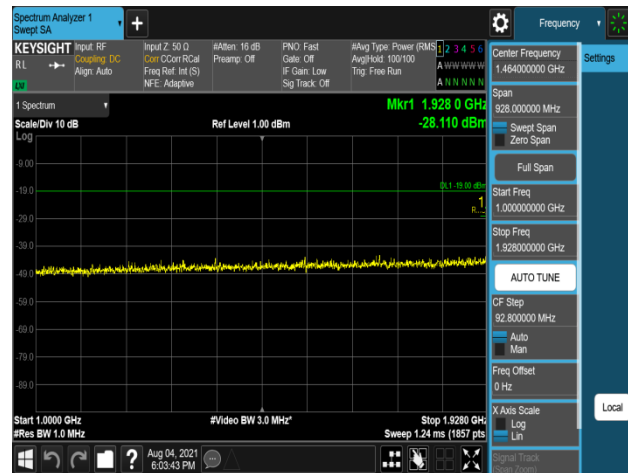
Plot 7-1027. Conducted Spurious Emission Plot
9 kHz to 150 kHz
(B2_5M+5M_2C_16QAM – High Channel, Port 1)



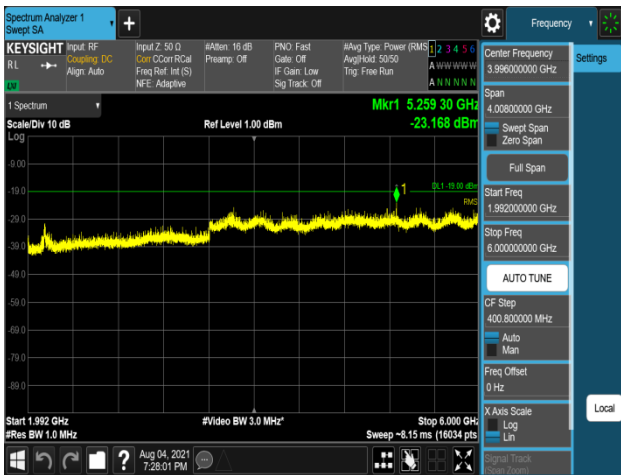
Pot 7-1028. Conducted Spurious Emission Plot
150 kHz to 30 MHz
(B2_5M+5M_2C_QPSK - High Channel, Port 1)



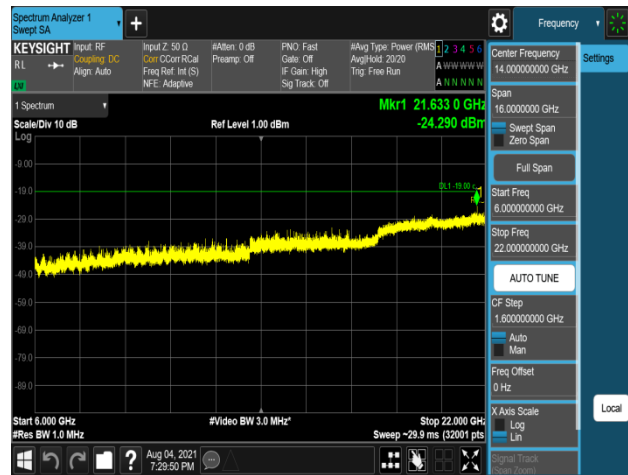
Plot 7-1029. Conducted Spurious Emission Plot
30 MHz to 1 GHz
(B2_5M+5M_2C_16QAM - Low Channel, Port 1)



Plot 7-1030. Conducted Spurious Emission Plot
1 GHz to 1.928 GHz
(B2_5M+5M_2C_256QAM - Low Channel, Port 0)

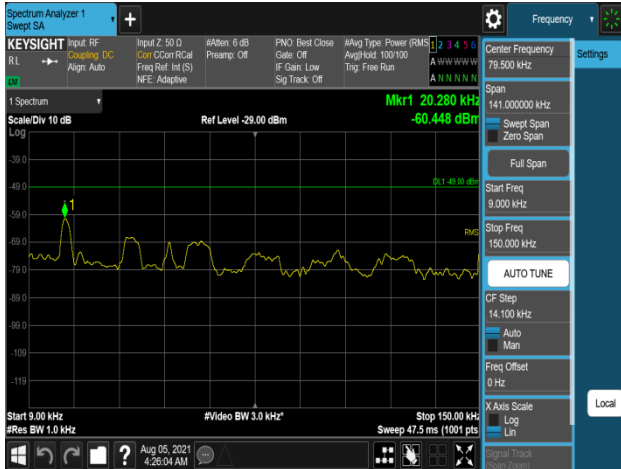


Plot 7-1031. Conducted Spurious Emission Plot
1.992 GHz to 6 GHz
(B2_5M+5M_2C_256QAM - Mid Channel, Port 2)



Plot 7-1032. Conducted Spurious Emission Plot
6 GHz to 22 GHz
(B2_5M+5M_2C_64QAM - Mid Channel, Port 3)

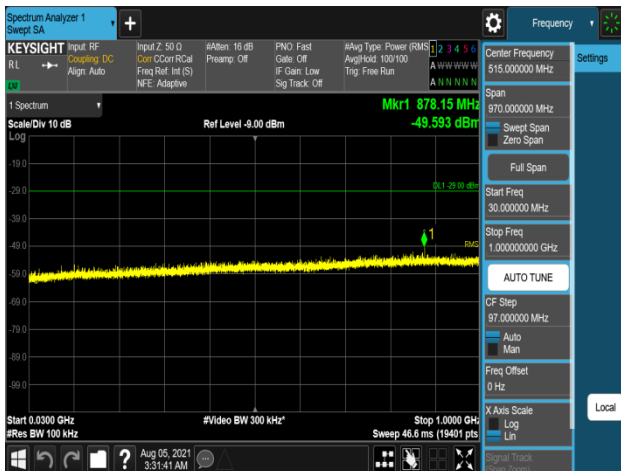
FCC ID: A3LRF4437D-25C		MEASUREMENT REPORT		Approved by: Technical Manager
Test Report S/N: 8K21071202-R2.A3L	Test Dates: 07/19/2021-08/13/2021	EUT Type: RRU(RF4437d)		Page 307 of 420



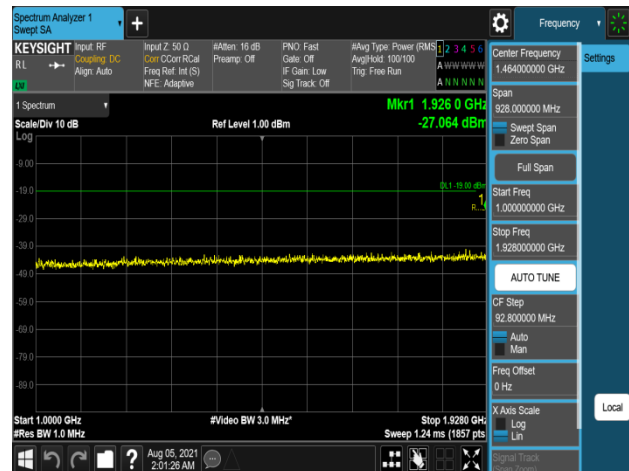
Plot 7-1033. Conducted Spurious Emission Plot
9 kHz to 150 kHz
(B2_5M+20M_2C_256QAM - Mid Channel, Port 1)



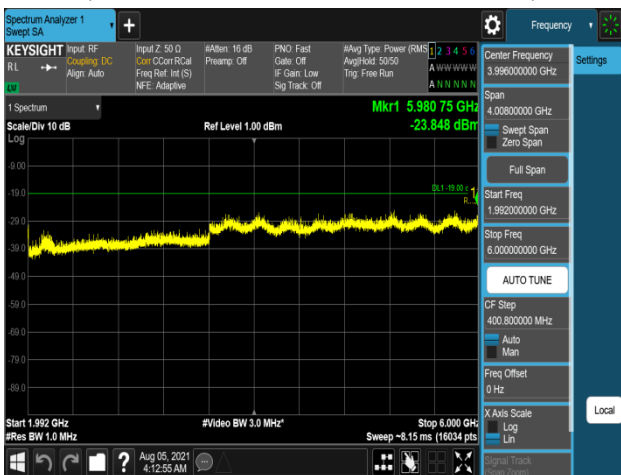
Plot 7-1034. Conducted Spurious Emission Plot
150 kHz to 30 MHz
(B2_5M+20M_2C_64QAM - Mid Channel, Port 1)



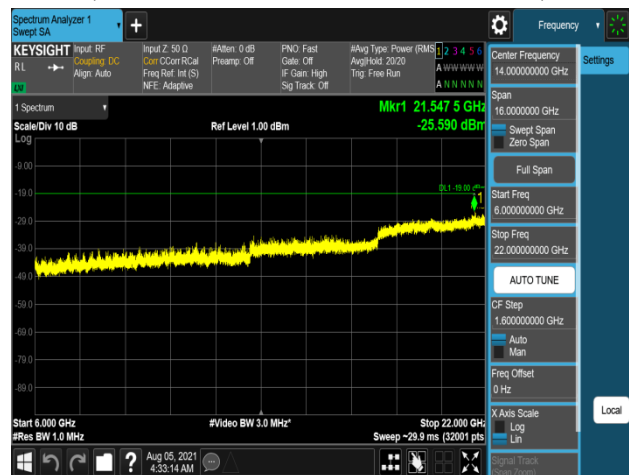
Plot 7-1035. Conducted Spurious Emission Plot
30 MHz to 1 GHz
(B2_5M+20M_2C_QPSK - Mid Channel, Port 2)



Plot 7-1036. Conducted Spurious Emission Plot
1 GHz to 1.928 GHz
(B2_5M+20M_2C_QPSK - Low Channel, Port 1)

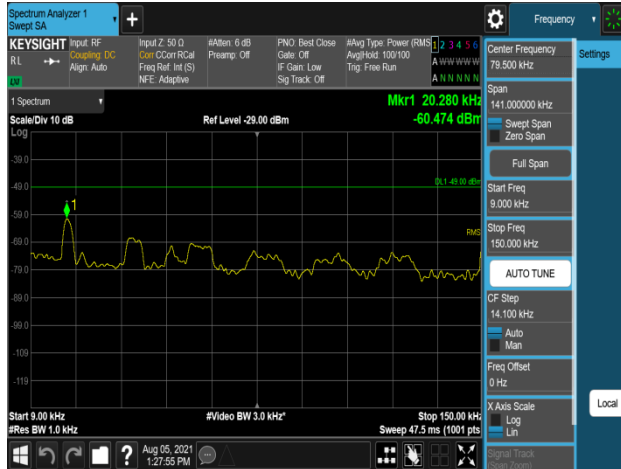


Plot 7-1037. Conducted Spurious Emission Plot
1.992 GHz to 6 GHz
(B2_5M+20M_2C_QPSK - Mid Channel, Port 2)



Plot 7-1038. Conducted Spurious Emission Plot
6 GHz to 22 GHz
(B2_5M+20M_2C_256QAM - Mid Channel, Port 1)

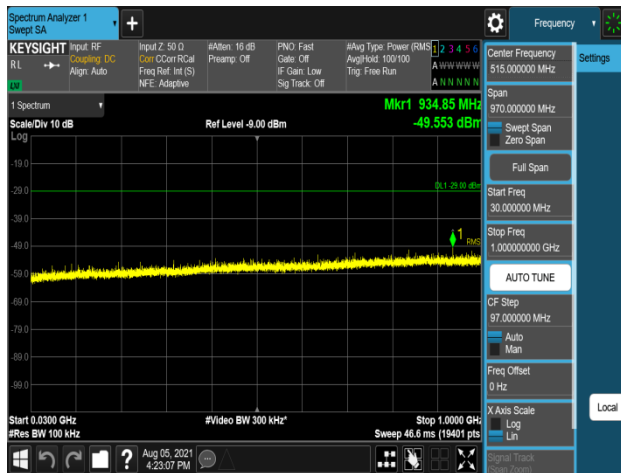
FCC ID: A3LRF4437D-25C	PCTEST ENGINEERING LABORATORY, INC.	MEASUREMENT REPORT		Approved by: Technical Manager
Test Report S/N: 8K21071202-R2.A3L	Test Dates: 07/19/2021-08/13/2021	EUT Type: RRU(RF4437d)		Page 308 of 420



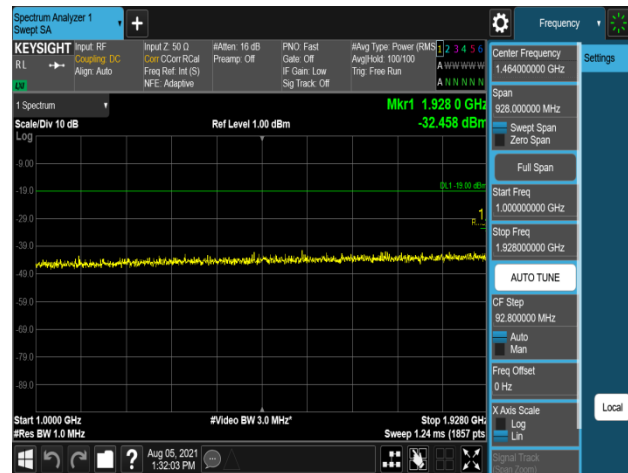
Plot 7-1039. Conducted Spurious Emission Plot
9 kHz to 150 kHz
(B2_10M+20M_2C_256QAM - Low Channel, Port 1)



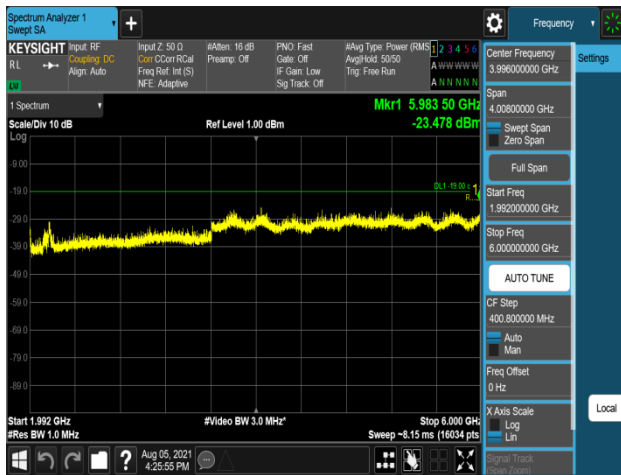
Plot 7-1040. Conducted Spurious Emission Plot
150 kHz to 30 MHz
(B2_10M+20M_2C_64QAM - Mid Channel, Port 1)



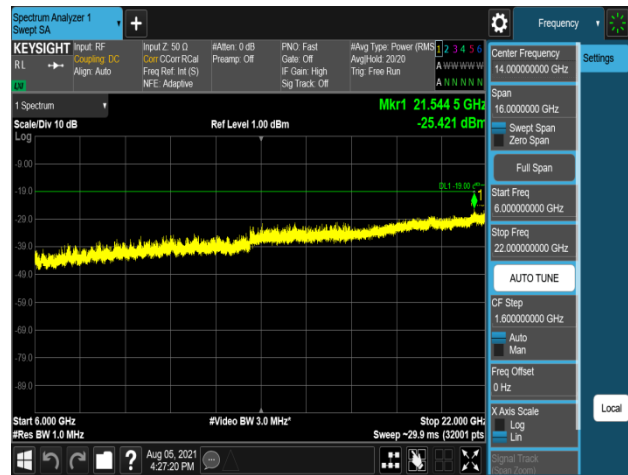
Plot 7-1041. Conducted Spurious Emission Plot
30 MHz to 1 GHz
(B2_10M+20M_2C_256QAM - High Channel, Port 2)



Plot 7-1042. Conducted Spurious Emission Plot
1 GHz to 1.928 GHz
(B2_10M+20M_2C_256QAM - Low Channel, Port 1)





Plot 7-1043. Conducted Spurious Emission Plot
1.992 GHz to 6 GHz
(B2_10M+20M_2C_256QAM - High Channel, Port 2)



Plot 7-1044. Conducted Spurious Emission Plot
6 GHz to 22 GHz
(B2_10M+20M_2C_256QAM - High Channel, Port 2)



FCC ID: A3LRF4437D-25C		MEASUREMENT REPORT		Approved by: Technical Manager
Test Report S/N: 8K21071202-R2.A3L	Test Dates: 07/19/2021-08/13/2021	EUT Type: RRU(RF4437d)		Page 309 of 420

Channel	Port	Measurement Range	Level (dBm)				Limit (dBm)	Worst Margin (dB)
			QPSK	16QAM	64QAM	256QAM		
Low	0	9 kHz to 150 kHz	-61.57	-61.79	-62.15	-61.48	-49.02	-12.46
		150 kHz to 30 MHz	-53.09	-53.42	-52.87	-52.95	-39.02	-13.85
		30 MHz to 1 GHz	-53.67	-53.47	-52.69	-53.38	-29.02	-23.67
		1 GHz to 1.928 GHz	-29.95	-29.91	-29.81	-28.24	-19.02	-9.22
		1.992 GHz to 6 GHz	-28.59	-28.16	-28.66	-28.57	-19.02	-9.14
		6 GHz to 22 GHz	-26.01	-26.54	-26.14	-26.22	-19.02	-6.99
	1	9 kHz to 150 kHz	-61.03	-60.93	-61.09	-61.09	-49.02	-11.91
		150 kHz to 30 MHz	-51.86	-52.10	-52.03	-52.13	-39.02	-12.84
		30 MHz to 1 GHz	-51.17	-51.42	-51.24	-51.05	-29.02	-22.03
		1 GHz to 1.928 GHz	-28.25	-30.30	-29.03	-29.21	-19.02	-9.23
		1.992 GHz to 6 GHz	-27.16	-26.58	-26.31	-26.91	-19.02	-7.29
		6 GHz to 22 GHz	-26.34	-25.24	-26.46	-26.70	-19.02	-6.22
	2	9 kHz to 150 kHz	-62.21	-61.81	-61.79	-62.27	-49.02	-12.77
		150 kHz to 30 MHz	-53.05	-53.07	-52.92	-52.98	-39.02	-13.90
		30 MHz to 1 GHz	-50.00	-50.99	-50.10	-50.20	-29.02	-20.98
		1 GHz to 1.928 GHz	-28.68	-28.95	-30.49	-32.10	-19.02	-9.66
		1.992 GHz to 6 GHz	-24.36	-25.16	-25.21	-24.95	-19.02	-5.34
		6 GHz to 22 GHz	-26.24	-26.34	-26.00	-25.68	-19.02	-6.66
	3	9 kHz to 150 kHz	-62.18	-61.68	-61.81	-61.81	-49.02	-12.66
		150 kHz to 30 MHz	-53.13	-52.58	-52.63	-53.08	-39.02	-13.56
		30 MHz to 1 GHz	-51.39	-51.05	-51.88	-51.39	-29.02	-22.03
		1 GHz to 1.928 GHz	-26.87	-29.12	-30.59	-29.61	-19.02	-7.85
		1.992 GHz to 6 GHz	-26.69	-26.88	-27.12	-27.04	-19.02	-7.67
		6 GHz to 22 GHz	-26.17	-25.59	-26.19	-26.03	-19.02	-6.57
Middle	0	9 kHz to 150 kHz	-62.07	-62.10	-62.39	-62.19	-49.02	-13.05
		150 kHz to 30 MHz	-52.67	-53.00	-52.62	-52.69	-39.02	-13.60
		30 MHz to 1 GHz	-52.92	-53.39	-53.36	-53.08	-29.02	-23.90
		1 GHz to 1.928 GHz	-37.05	-35.94	-37.02	-37.02	-19.02	-16.92
		1.992 GHz to 6 GHz	-27.20	-27.99	-28.72	-28.23	-19.02	-8.18
		6 GHz to 22 GHz	-25.51	-25.87	-26.14	-23.87	-19.02	-4.85
	1	9 kHz to 150 kHz	-61.37	-61.01	-61.13	-61.32	-49.02	-11.99
		150 kHz to 30 MHz	-52.44	-52.78	-52.39	-52.14	-39.02	-13.12
		30 MHz to 1 GHz	-50.82	-51.00	-50.58	-49.89	-29.02	-20.87
		1 GHz to 1.928 GHz	-36.02	-36.24	-37.12	-37.22	-19.02	-17.00
		1.992 GHz to 6 GHz	-25.47	-26.61	-25.97	-25.89	-19.02	-6.45
		6 GHz to 22 GHz	-24.75	-25.79	-26.12	-25.33	-19.02	-5.73



FCC ID: A3LRF4437D-25C	 PCTEST ENGINEERING LABORATORY, INC.	MEASUREMENT REPORT		Approved by: Technical Manager
Test Report S/N: 8K21071202-R2.A3L	Test Dates: 07/19/2021-08/13/2021	EUT Type: RRU(RF4437d)		Page 310 of 420

	2	9 kHz to 150 kHz	-61.87	-61.67	-62.13	-61.83	-49.02	-12.65
		150 kHz to 30 MHz	-53.09	-52.90	-53.02	-52.93	-39.02	-13.88
		30 MHz to 1 GHz	-50.71	-50.76	-50.32	-49.50	-29.02	-20.48
		1 GHz to 1.928 GHz	-35.97	-37.43	-35.77	-37.87	-19.02	-16.75
		1.992 GHz to 6 GHz	-24.48	-23.89	-24.77	-24.83	-19.02	-4.87
		6 GHz to 22 GHz	-25.71	-26.56	-25.55	-26.20	-19.02	-6.53
	3	9 kHz to 150 kHz	-62.02	-61.43	-61.19	-61.99	-49.02	-12.17
		150 kHz to 30 MHz	-53.31	-53.02	-53.03	-52.64	-39.02	-13.62
		30 MHz to 1 GHz	-52.11	-51.22	-52.39	-51.90	-29.02	-22.20
		1 GHz to 1.928 GHz	-36.68	-37.39	-36.87	-38.08	-19.02	-17.66
		1.992 GHz to 6 GHz	-27.24	-27.74	-26.42	-26.88	-19.02	-7.40
		6 GHz to 22 GHz	-25.37	-25.85	-26.32	-25.47	-19.02	-6.35
High	0	9 kHz to 150 kHz	-61.74	-61.93	-61.32	-61.76	-49.02	-12.30
		150 kHz to 30 MHz	-53.02	-53.00	-53.01	-53.07	-39.02	-13.98
		30 MHz to 1 GHz	-53.87	-53.64	-53.64	-52.69	-29.02	-23.67
		1 GHz to 1.928 GHz	-37.33	-37.87	-37.11	-37.01	-19.02	-17.99
		1.992 GHz to 6 GHz	-28.06	-28.86	-27.54	-28.15	-19.02	-8.52
		6 GHz to 22 GHz	-25.27	-26.09	-26.25	-25.79	-19.02	-6.25
	1	9 kHz to 150 kHz	-60.81	-61.07	-61.29	-61.12	-49.02	-11.79
		150 kHz to 30 MHz	-52.22	-52.47	-52.38	-52.24	-39.02	-13.20
		30 MHz to 1 GHz	-50.10	-51.24	-51.14	-50.85	-29.02	-21.08
		1 GHz to 1.928 GHz	-36.43	-37.81	-36.97	-36.36	-19.02	-17.34
		1.992 GHz to 6 GHz	-26.79	-26.53	-26.17	-26.84	-19.02	-7.15
		6 GHz to 22 GHz	-25.75	-26.39	-26.11	-25.52	-19.02	-6.50
	2	9 kHz to 150 kHz	-62.10	-62.00	-62.04	-61.98	-49.02	-12.96
		150 kHz to 30 MHz	-53.28	-53.45	-53.05	-52.93	-39.02	-13.91
		30 MHz to 1 GHz	-49.75	-50.48	-50.87	-50.92	-29.02	-20.73
		1 GHz to 1.928 GHz	-36.92	-36.18	-38.58	-37.17	-19.02	-17.16
		1.992 GHz to 6 GHz	-24.97	-24.86	-24.40	-24.61	-19.02	-5.38
		6 GHz to 22 GHz	-26.10	-25.75	-26.52	-26.19	-19.02	-6.73
	3	9 kHz to 150 kHz	-61.86	-62.14	-61.59	-62.26	-49.02	-12.57
		150 kHz to 30 MHz	-52.97	-53.38	-53.14	-52.68	-39.02	-13.85
		30 MHz to 1 GHz	-51.54	-49.81	-50.93	-51.30	-29.02	-23.67
		1 GHz to 1.928 GHz	-36.36	-36.52	-37.10	-37.88	-19.02	-9.22
		1.992 GHz to 6 GHz	-27.43	-26.96	-26.68	-26.39	-19.02	-9.14
		6 GHz to 22 GHz	-25.99	-26.17	-26.40	-26.04	-19.02	-6.99

Table 7-221. Conducted Spurious Emission Summary Data (B2_5M+5M+5M_3C)



FCC ID: A3LRF4437D-25C		MEASUREMENT REPORT		Approved by: Technical Manager
Test Report S/N: 8K21071202-R2.A3L	Test Dates: 07/19/2021-08/13/2021	EUT Type: RRU(RF4437d)		Page 311 of 420

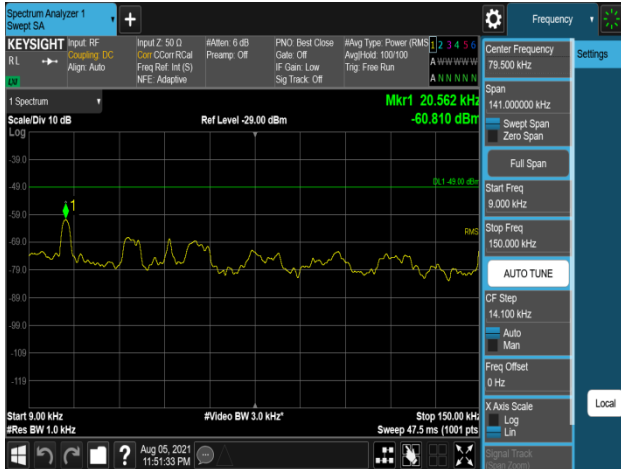
Channel	Port	Measurement Range	Level (dBm)				Limit (dBm)	Worst Margin (dB)
			QPSK	16QAM	64QAM	256QAM		
Low	0	9 kHz to 150 kHz	-61.76	-62.11	-61.82	-62.06	-49.02	-12.74
		150 kHz to 30 MHz	-53.06	-52.90	-53.53	-53.09	-39.02	-13.88
		30 MHz to 1 GHz	-54.05	-53.14	-53.37	-54.34	-29.02	-24.12
		1 GHz to 1.928 GHz	-30.98	-31.14	-30.76	-31.61	-19.02	-11.74
		1.992 GHz to 6 GHz	-28.93	-27.69	-28.69	-29.29	-19.02	-8.67
		6 GHz to 22 GHz	-26.27	-26.03	-25.83	-25.36	-19.02	-6.34
	1	9 kHz to 150 kHz	-61.15	-61.03	-61.15	-61.36	-49.02	-12.01
		150 kHz to 30 MHz	-52.46	-52.78	-52.51	-52.17	-39.02	-13.15
		30 MHz to 1 GHz	-50.83	-50.65	-51.04	-50.84	-29.02	-21.63
		1 GHz to 1.928 GHz	-30.49	-32.85	-31.11	-30.79	-19.02	-11.47
		1.992 GHz to 6 GHz	-26.52	-26.67	-26.54	-26.57	-19.02	-7.50
		6 GHz to 22 GHz	-26.10	-26.13	-26.11	-25.79	-19.02	-6.77
	2	9 kHz to 150 kHz	-61.72	-61.45	-62.13	-61.94	-49.02	-12.43
		150 kHz to 30 MHz	-53.59	-53.18	-53.60	-53.22	-39.02	-14.16
		30 MHz to 1 GHz	-50.53	-48.63	-51.27	-50.48	-29.02	-19.61
		1 GHz to 1.928 GHz	-30.17	-30.23	-31.86	-31.00	-19.02	-11.15
		1.992 GHz to 6 GHz	-24.86	-24.03	-24.30	-25.49	-19.02	-5.01
		6 GHz to 22 GHz	-26.14	-26.18	-25.27	-25.91	-19.02	-6.25
	3	9 kHz to 150 kHz	-62.06	-61.90	-61.88	-62.59	-49.02	-12.86
		150 kHz to 30 MHz	-52.93	-53.06	-53.08	-53.27	-39.02	-13.91
		30 MHz to 1 GHz	-51.06	-51.55	-51.55	-51.71	-29.02	-22.04
		1 GHz to 1.928 GHz	-30.39	-30.35	-31.96	-31.45	-19.02	-11.33
		1.992 GHz to 6 GHz	-27.17	-26.54	-26.83	-27.20	-19.02	-7.52
		6 GHz to 22 GHz	-26.07	-26.32	-26.29	-26.35	-19.02	-7.05
Middle	0	9 kHz to 150 kHz	-61.83	-61.97	-61.99	-61.51	-49.02	-12.49
		150 kHz to 30 MHz	-53.03	-53.54	-53.52	-53.08	-39.02	-14.01
		30 MHz to 1 GHz	-52.92	-53.55	-53.10	-53.17	-29.02	-23.90
		1 GHz to 1.928 GHz	-31.90	-32.80	-33.50	-32.07	-19.02	-12.88
		1.992 GHz to 6 GHz	-28.20	-28.14	-28.51	-27.54	-19.02	-8.52
		6 GHz to 22 GHz	-25.81	-26.14	-26.05	-25.84	-19.02	-6.79
	1	9 kHz to 150 kHz	-61.34	-61.05	-60.94	-61.28	-49.02	-11.92
		150 kHz to 30 MHz	-52.40	-52.24	-52.60	-52.50	-39.02	-13.22
		30 MHz to 1 GHz	-50.83	-51.22	-50.14	-50.52	-29.02	-21.12
		1 GHz to 1.928 GHz	-33.22	-33.14	-33.29	-31.55	-19.02	-12.53
		1.992 GHz to 6 GHz	-26.08	-26.26	-25.50	-25.75	-19.02	-6.48
		6 GHz to 22 GHz	-26.02	-25.98	-26.38	-25.51	-19.02	-6.49

FCC ID: A3LRF4437D-25C		MEASUREMENT REPORT		Approved by: Technical Manager
Test Report S/N: 8K21071202-R2.A3L	Test Dates: 07/19/2021-08/13/2021	EUT Type: RRU(RF4437d)		Page 312 of 420

	2	9 kHz to 150 kHz	-62.09	-62.20	-62.04	-62.21	-49.02	-13.02
		150 kHz to 30 MHz	-53.40	-53.32	-53.55	-53.45	-39.02	-14.30
		30 MHz to 1 GHz	-49.93	-50.60	-50.04	-50.02	-29.02	-20.91
		1 GHz to 1.928 GHz	-32.03	-30.42	-32.93	-32.36	-19.02	-11.40
		1.992 GHz to 6 GHz	-24.97	-24.69	-23.00	-24.34	-19.02	-3.98
		6 GHz to 22 GHz	-26.10	-25.90	-25.77	-26.45	-19.02	-6.75
	3	9 kHz to 150 kHz	-61.90	-62.11	-61.95	-62.23	-49.02	-12.88
		150 kHz to 30 MHz	-53.22	-52.80	-53.13	-53.16	-39.02	-13.78
		30 MHz to 1 GHz	-51.29	-51.79	-50.84	-50.17	-29.02	-21.15
		1 GHz to 1.928 GHz	-31.36	-31.07	-33.24	-30.93	-19.02	-11.91
		1.992 GHz to 6 GHz	-27.08	-26.78	-27.08	-26.28	-19.02	-7.26
		6 GHz to 22 GHz	-25.91	-25.82	-25.92	-25.58	-19.02	-6.56
High	0	9 kHz to 150 kHz	-62.09	-61.31	-61.79	-61.86	-49.02	-12.29
		150 kHz to 30 MHz	-53.23	-53.20	-53.19	-53.35	-39.02	-14.17
		30 MHz to 1 GHz	-53.40	-53.94	-53.52	-53.49	-29.02	-24.38
		1 GHz to 1.928 GHz	-35.15	-35.11	-34.36	-33.35	-19.02	-14.33
		1.992 GHz to 6 GHz	-28.14	-27.70	-27.76	-27.44	-19.02	-8.42
		6 GHz to 22 GHz	-26.05	-25.45	-26.25	-26.12	-19.02	-6.43
	1	9 kHz to 150 kHz	-61.16	-61.52	-61.01	-61.25	-49.02	-11.99
		150 kHz to 30 MHz	-52.63	-52.35	-52.58	-52.49	-39.02	-13.33
		30 MHz to 1 GHz	-51.06	-50.24	-49.76	-50.21	-29.02	-20.74
		1 GHz to 1.928 GHz	-35.24	-34.98	-33.72	-35.38	-19.02	-14.70
		1.992 GHz to 6 GHz	-26.07	-26.58	-25.87	-25.74	-19.02	-6.72
		6 GHz to 22 GHz	-25.99	-25.75	-25.64	-25.99	-19.02	-6.62
	2	9 kHz to 150 kHz	-62.56	-61.98	-62.51	-62.39	-49.02	-12.96
		150 kHz to 30 MHz	-53.41	-53.36	-53.12	-53.42	-39.02	-14.10
		30 MHz to 1 GHz	-49.98	-50.12	-50.36	-50.77	-29.02	-20.96
		1 GHz to 1.928 GHz	-32.62	-31.23	-33.09	-36.41	-19.02	-12.21
		1.992 GHz to 6 GHz	-24.75	-24.28	-25.42	-23.99	-19.02	-4.97
		6 GHz to 22 GHz	-25.77	-26.12	-25.86	-25.18	-19.02	-6.16
	3	9 kHz to 150 kHz	-61.93	-62.32	-62.27	-62.48	-49.02	-12.91
		150 kHz to 30 MHz	-53.21	-53.03	-53.37	-53.75	-39.02	-13.88
		30 MHz to 1 GHz	-51.88	-51.16	-50.43	-50.90	-29.02	-24.12
		1 GHz to 1.928 GHz	-31.97	-32.94	-33.29	-33.50	-19.02	-11.74
		1.992 GHz to 6 GHz	-25.96	-27.18	-26.16	-26.92	-19.02	-8.67
		6 GHz to 22 GHz	-26.23	-25.50	-26.13	-26.15	-19.02	-6.34

Table 7-222. Conducted Spurious Emission Summary Data (B2_5M+5M+20M_3C)

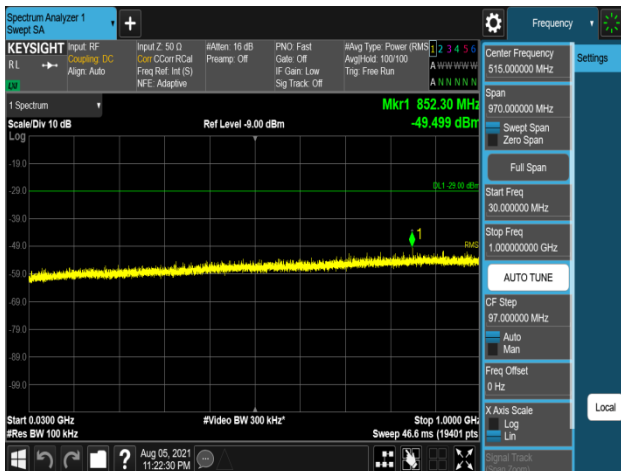
FCC ID: A3LRF4437D-25C	 PCTEST ENGINEERING LABORATORY, INC.	MEASUREMENT REPORT		Approved by: Technical Manager
Test Report S/N: 8K21071202-R2.A3L	Test Dates: 07/19/2021-08/13/2021	EUT Type: RRU(RF4437d)		Page 313 of 420



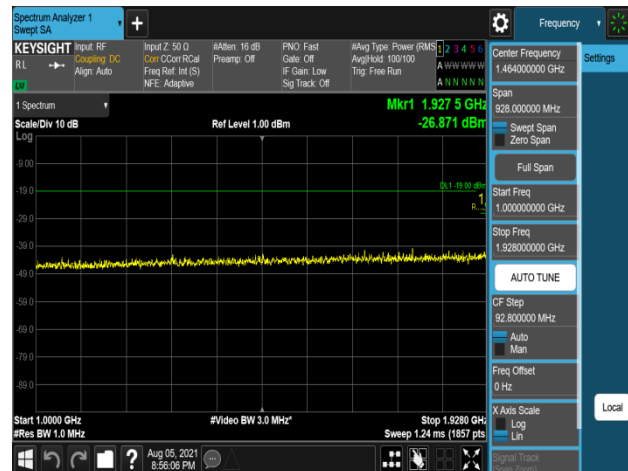
Plot 7-1045. Conducted Spurious Emission Plot
9 kHz to 150 kHz
(B2_5M+5M+5M_3C_QPSK – High Channel, Port 1)



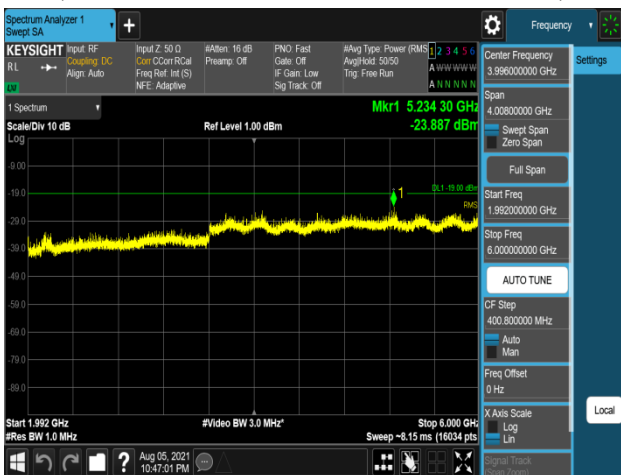
Pot 7-1046. Conducted Spurious Emission Plot
150 kHz to 30 MHz
(B2_5M+5M+5M_3C_QPSK - Low Channel, Port 1)



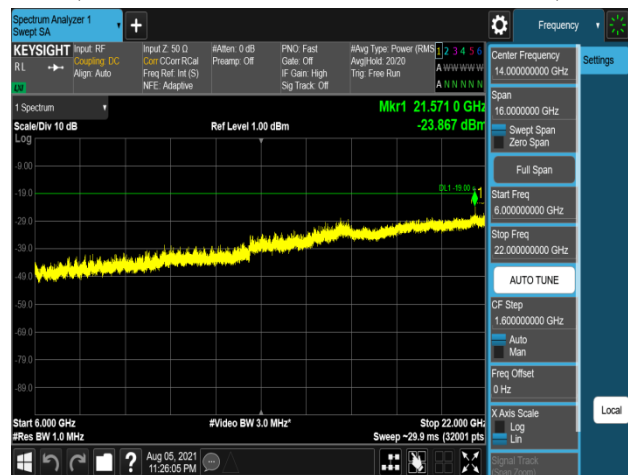
Plot 7-1047. Conducted Spurious Emission Plot
30 MHz to 1 GHz
(B2_5M+5M+5M_3C_256QAM - Mid Channel, Port 2)



Plot 7-1048. Conducted Spurious Emission Plot
1 GHz to 1.928 GHz
(B2_5M+5M+5M_3C_QPSK - Low Channel, Port 3)

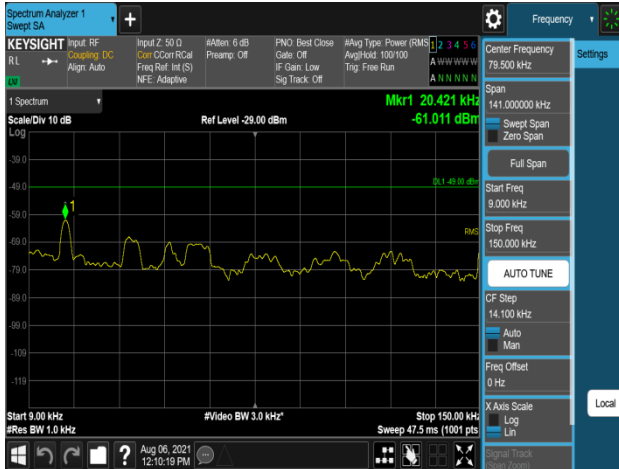


Plot 7-1049. Conducted Spurious Emission Plot
1.992 GHz to 6 GHz
(B2_5M+5M+5M_3C_16QAM - Mid Channel, Port 2)



Plot 7-1050. Conducted Spurious Emission Plot
6 GHz to 22 GHz
(B2_5M+5M+5M_3C_256QAM - Mid Channel, Port 0)

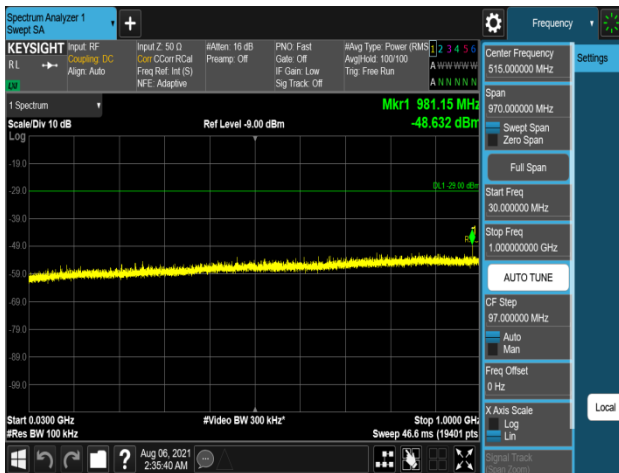
FCC ID: A3LRF4437D-25C	PCTEST ENGINEERING LABORATORY, INC.	MEASUREMENT REPORT	SAMSUNG	Approved by: Technical Manager
Test Report S/N: 8K21071202-R2.A3L	Test Dates: 07/19/2021-08/13/2021	EUT Type: RRU(RF4437d)		Page 314 of 420



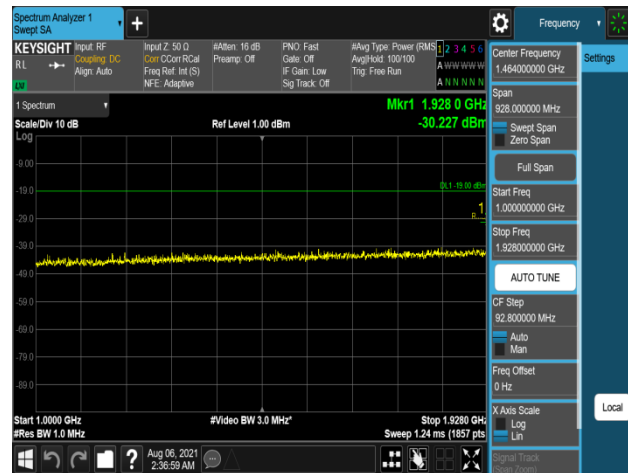
Plot 7-1051. Conducted Spurious Emission Plot
9 kHz to 150 kHz
(B2_5M+5M+20M_3C_64QAM - Mid Channel, Port 1)



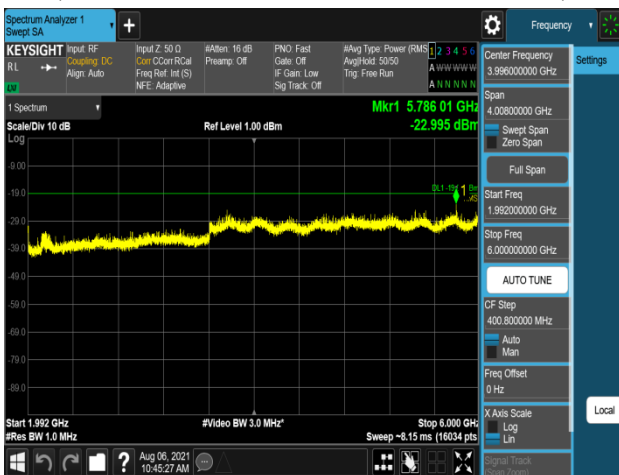
Plot 7-1052. Conducted Spurious Emission Plot
150 kHz to 30 MHz
(B2_5M+5M+20M_3C_256QAM - Low Channel, Port 1)



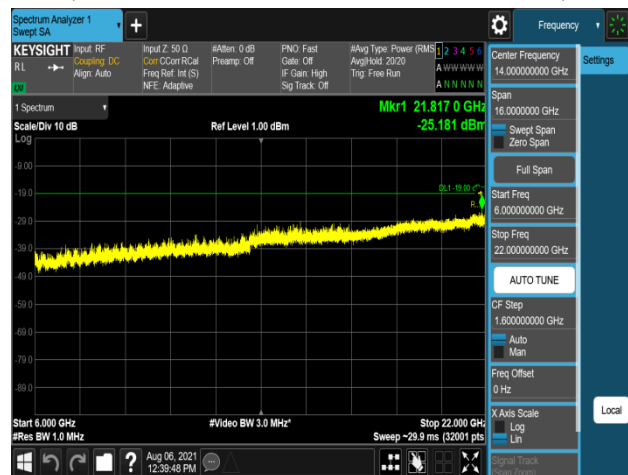
Plot 7-1053. Conducted Spurious Emission Plot
30 MHz to 1 GHz
(B2_5M+5M+20M_3C_16QAM - Low Channel, Port 2)



Plot 7-1054. Conducted Spurious Emission Plot
1 GHz to 1.928 GHz
(B2_5M+5M+20M_3C_QPSK - Low Channel, Port 2)



Plot 7-1055. Conducted Spurious Emission Plot
1.992 GHz to 6 GHz
(B2_5M+5M+20M_3C_64QAM - Mid Channel, Port 2)





Plot 7-1056. Conducted Spurious Emission Plot
6 GHz to 22 GHz
(B2_5M+5M+20M_3C_256QAM - High Channel, Port 2)

FCC ID: A3LRF4437D-25C		MEASUREMENT REPORT		Approved by: Technical Manager
Test Report S/N: 8K21071202-R2.A3L	Test Dates: 07/19/2021-08/13/2021	EUT Type: RRU(RF4437d)		Page 315 of 420



Configuration	Port	Measurement Range	Level (dBm)	Limit (dBm)	Worst Margin (dB)
B2_5M+5M Non-contiguous	0	9 kHz to 150 kHz	-62.41	-49.02	-13.39
		150 kHz to 30 MHz	-55.01	-39.02	-15.99
		30 MHz to 1 GHz	-53.42	-29.02	-24.40
		1 GHz to 1.928 GHz	-31.99	-19.02	-12.97
		1.992 GHz to 6 GHz	-28.07	-19.02	-9.05
		6 GHz to 22 GHz	-25.21	-19.02	-6.19
	1	9 kHz to 150 kHz	-61.40	-49.02	-12.38
		150 kHz to 30 MHz	-53.69	-39.02	-14.67
		30 MHz to 1 GHz	-50.09	-29.02	-21.07
		1 GHz to 1.928 GHz	-29.73	-19.02	-10.71
		1.992 GHz to 6 GHz	-26.82	-19.02	-7.80
		6 GHz to 22 GHz	-25.02	-19.02	-6.00
	2	9 kHz to 150 kHz	-62.03	-49.02	-13.01
		150 kHz to 30 MHz	-54.53	-39.02	-15.51
		30 MHz to 1 GHz	-50.89	-29.02	-21.87
		1 GHz to 1.928 GHz	-28.35	-19.02	-9.33
		1.992 GHz to 6 GHz	-25.20	-19.02	-6.18
		6 GHz to 22 GHz	-23.88	-19.02	-4.86
	3	9 kHz to 150 kHz	-62.37	-49.02	-13.35
		150 kHz to 30 MHz	-54.01	-39.02	-14.99
		30 MHz to 1 GHz	-52.01	-29.02	-22.99
		1 GHz to 1.928 GHz	-29.62	-19.02	-10.60
		1.992 GHz to 6 GHz	-26.67	-19.02	-7.65
		6 GHz to 22 GHz	-25.41	-19.02	-6.39

Table 7-223. Conducted Spurious Emission Summary Data (B2_5M+5M_2C - Non-contiguous)

FCC ID: A3LRF4437D-25C		MEASUREMENT REPORT		Approved by: Technical Manager
Test Report S/N: 8K21071202-R2.A3L	Test Dates: 07/19/2021-08/13/2021	EUT Type: RRU(RF4437d)	Page 316 of 420	



Configuration	Port	Measurement Range	Level (dBm)	Limit (dBm)	Worst Margin (dB)
B2_5M+20M Non-contiguous	0	9 kHz to 150 kHz	-62.48	-49.02	-13.46
		150 kHz to 30 MHz	-62.09	-39.02	-23.07
		30 MHz to 1 GHz	-54.01	-29.02	-24.99
		1 GHz to 1.928 GHz	-32.10	-19.02	-13.08
		1.992 GHz to 6 GHz	-27.55	-19.02	-8.53
		6 GHz to 22 GHz	-24.41	-19.02	-5.39
	1	9 kHz to 150 kHz	-63.22	-49.02	-14.20
		150 kHz to 30 MHz	-60.73	-39.02	-21.71
		30 MHz to 1 GHz	-50.61	-29.02	-21.59
		1 GHz to 1.928 GHz	-33.73	-19.02	-14.71
		1.992 GHz to 6 GHz	-26.62	-19.02	-7.60
		6 GHz to 22 GHz	-24.82	-19.02	-5.80
	2	9 kHz to 150 kHz	-64.20	-49.02	-15.18
		150 kHz to 30 MHz	-61.92	-39.02	-22.90
		30 MHz to 1 GHz	-50.08	-29.02	-21.06
		1 GHz to 1.928 GHz	-33.20	-19.02	-14.18
		1.992 GHz to 6 GHz	-25.10	-19.02	-6.08
		6 GHz to 22 GHz	-25.16	-19.02	-6.14
	3	9 kHz to 150 kHz	-63.79	-49.02	-14.77
		150 kHz to 30 MHz	-60.21	-39.02	-21.19
		30 MHz to 1 GHz	-51.61	-29.02	-22.59
		1 GHz to 1.928 GHz	-33.54	-19.02	-14.52
		1.992 GHz to 6 GHz	-26.62	-19.02	-7.60
		6 GHz to 22 GHz	-25.32	-19.02	-6.30

Table 7-224. Conducted Spurious Emission Summary Data (B2_5M+20M_2C - Non-contiguous)

FCC ID: A3LRF4437D-25C		MEASUREMENT REPORT		Approved by: Technical Manager
Test Report S/N: 8K21071202-R2.A3L	Test Dates: 07/19/2021-08/13/2021	EUT Type: RRU(RF4437d)	Page 317 of 420	

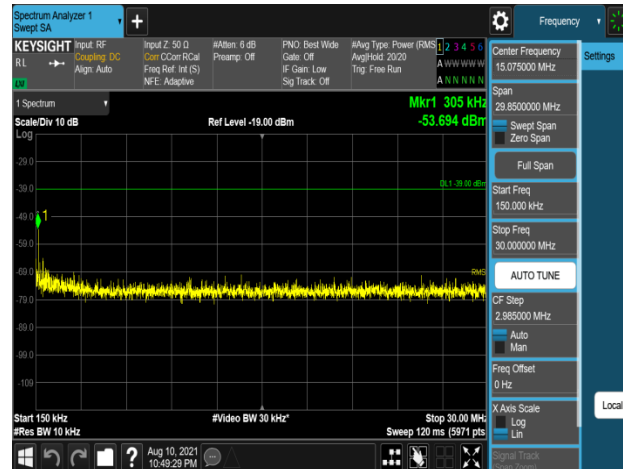
Configuration	Port	Measurement Range	Level (dBm)	Limit (dBm)	Worst Margin (dB)
B2_10M+20M Non-contiguous	0	9 kHz to 150 kHz	-62.49	-49.02	-13.47
		150 kHz to 30 MHz	-54.72	-39.02	-15.70
		30 MHz to 1 GHz	-54.31	-29.02	-25.29
		1 GHz to 1.928 GHz	-33.75	-19.02	-14.73
		1.992 GHz to 6 GHz	-28.07	-19.02	-9.05
		6 GHz to 22 GHz	-26.08	-19.02	-7.06
	1	9 kHz to 150 kHz	-61.62	-49.02	-12.60
		150 kHz to 30 MHz	-54.14	-39.02	-15.12
		30 MHz to 1 GHz	-50.85	-29.02	-21.83
		1 GHz to 1.928 GHz	-33.57	-19.02	-14.55
		1.992 GHz to 6 GHz	-26.75	-19.02	-7.73
		6 GHz to 22 GHz	-26.65	-19.02	-7.63
	2	9 kHz to 150 kHz	-62.18	-49.02	-13.16
		150 kHz to 30 MHz	-54.49	-39.02	-15.47
		30 MHz to 1 GHz	-50.76	-29.02	-21.74
		1 GHz to 1.928 GHz	-33.13	-19.02	-14.11
		1.992 GHz to 6 GHz	-24.78	-19.02	-5.76
		6 GHz to 22 GHz	-25.39	-19.02	-6.37
	3	9 kHz to 150 kHz	-62.54	-49.02	-13.52
		150 kHz to 30 MHz	-53.98	-39.02	-14.96
		30 MHz to 1 GHz	-50.88	-29.02	-21.86
		1 GHz to 1.928 GHz	-33.83	-19.02	-14.81
		1.992 GHz to 6 GHz	-26.20	-19.02	-7.18
		6 GHz to 22 GHz	-26.18	-19.02	-7.16

Table 7-225. Conducted Spurious Emission Summary Data (B2_10M+20M_2C - Non-contiguous)

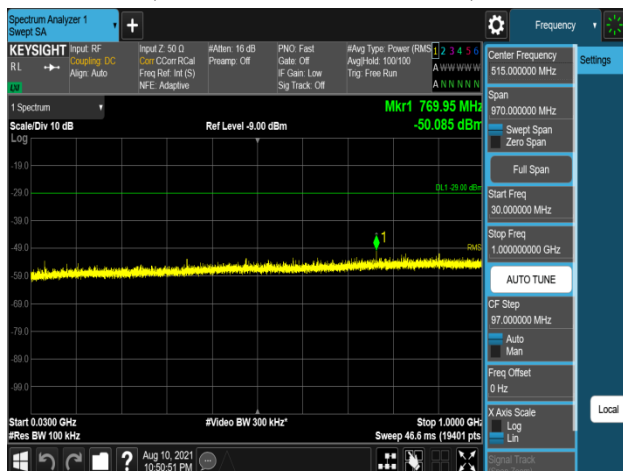
FCC ID: A3LRF4437D-25C		MEASUREMENT REPORT		Approved by: Technical Manager
Test Report S/N: 8K21071202-R2.A3L	Test Dates: 07/19/2021-08/13/2021	EUT Type: RRU(RF4437d)	Page 318 of 420	



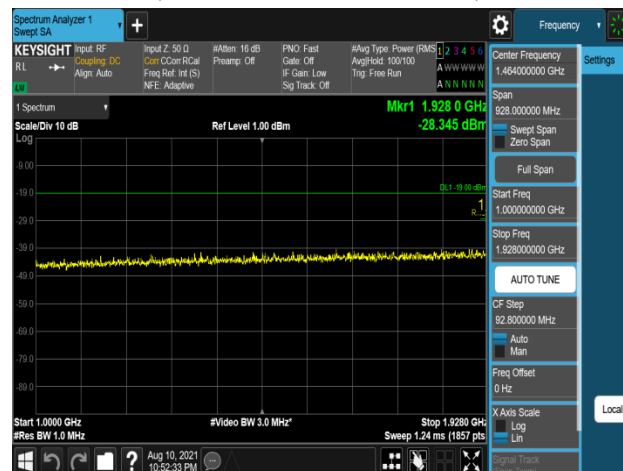
Plot 7-1057. Conducted Spurious Emission Plot
9 kHz to 150 kHz
(B2_5M+5M_2C_64QAM – Port 1)



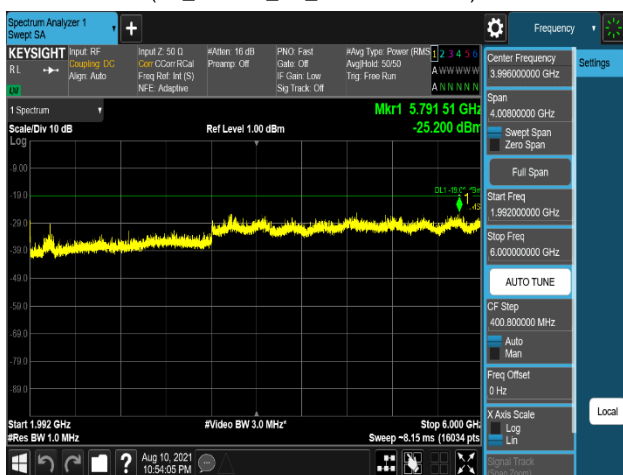
Plot 7-1058. Conducted Spurious Emission Plot
150 kHz to 30 MHz
(B2_5M+5M_2C_64QAM – Port 1)



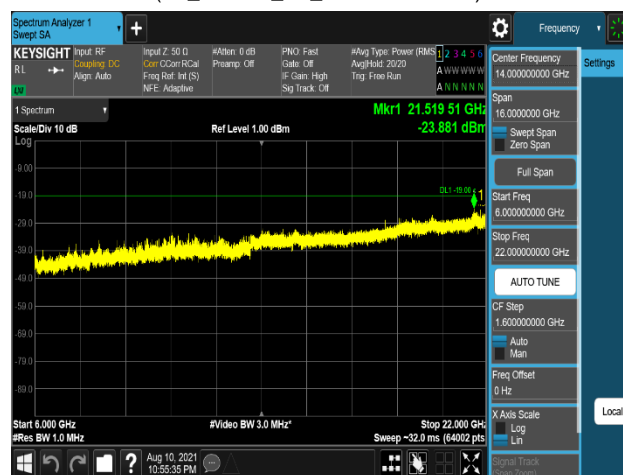
Plot 7-1059. Conducted Spurious Emission Plot
30 MHz to 1 GHz
(B2_5M+5M_2C_64QAM – Port 1)



Plot 7-1060. Conducted Spurious Emission Plot
1 GHz to 1.928 GHz
(B2_5M+5M_2C_64QAM – Port 2)

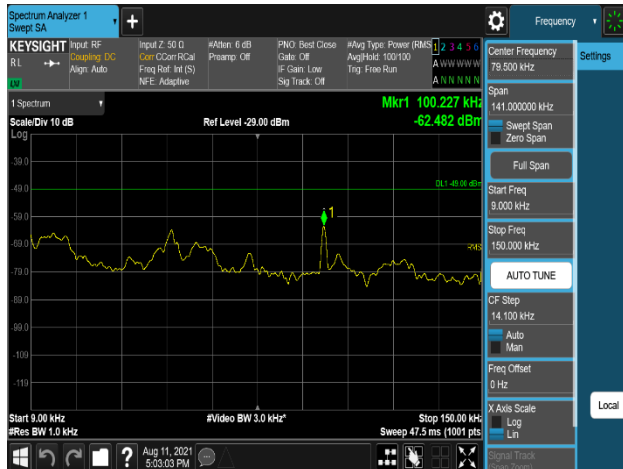


Plot 7-1061. Conducted Spurious Emission Plot
1.992 GHz to 6 GHz
(B2_5M+5M_2C_64QAM – Port 2)



Plot 7-1062. Conducted Spurious Emission Plot
6 GHz to 22 GHz
(B2_5M+5M_2C_64QAM – Port 2)

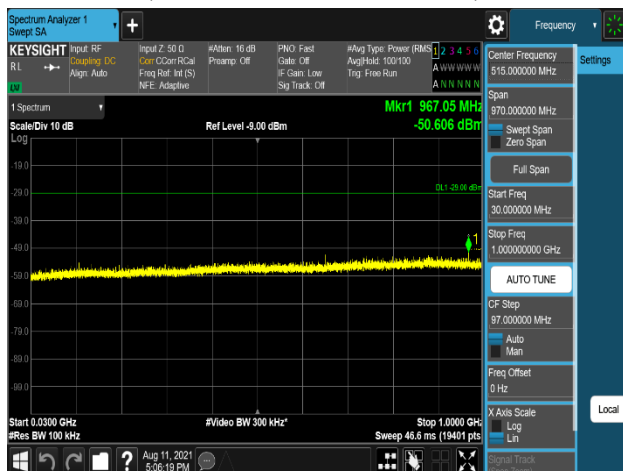
FCC ID: A3LRF4437D-25C		MEASUREMENT REPORT		Approved by: Technical Manager
Test Report S/N: 8K21071202-R2.A3L	Test Dates: 07/19/2021-08/13/2021	EUT Type: RRU(RF4437d)		Page 319 of 420



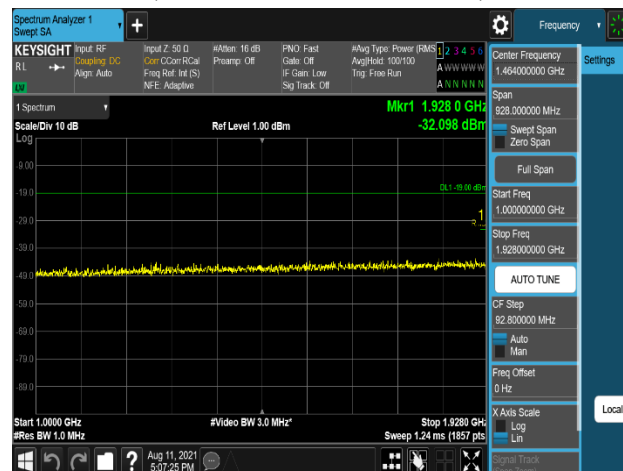
Plot 7-1063. Conducted Spurious Emission Plot
9 kHz to 150 kHz
(B2_5M+20M_2C_64QAM - Port 0)



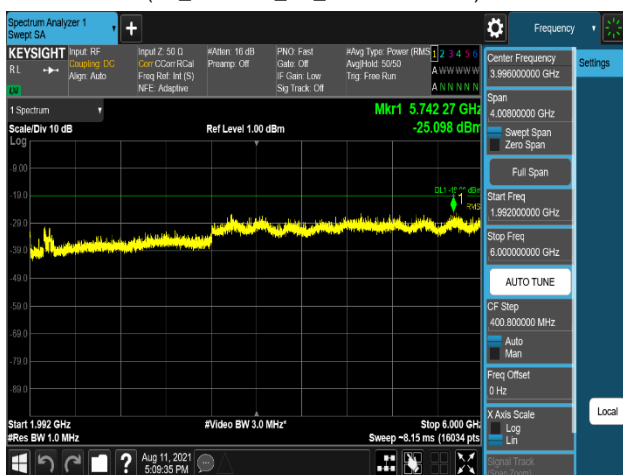
Plot 7-1064. Conducted Spurious Emission Plot
150 kHz to 30 MHz
(B2_5M+20M_2C_64QAM - Port 3)



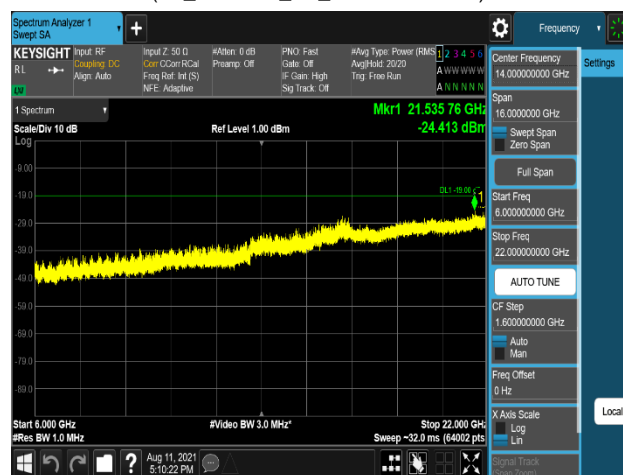
Plot 7-1065. Conducted Spurious Emission Plot
30 MHz to 1 GHz
(B2_5M+20M_2C_64QAM - Port 1)



Plot 7-1066. Conducted Spurious Emission Plot
1 GHz to 1.928 GHz
(B2_5M+20M_2C_64QAM - Port 0)

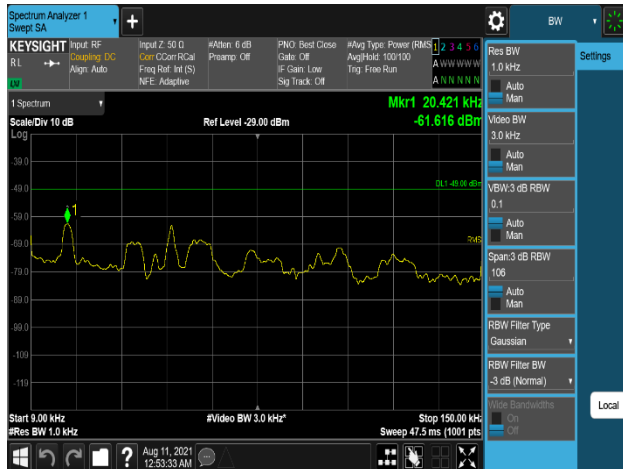


Plot 7-1067. Conducted Spurious Emission Plot
1.992 GHz to 6 GHz
(B2_5M+20M_2C_64QAM - Port 2)

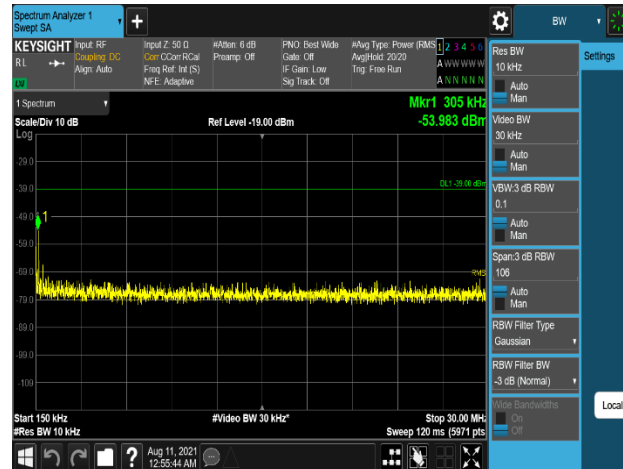


Plot 7-1068. Conducted Spurious Emission Plot
6 GHz to 22 GHz
(B2_5M+20M_2C_64QAM - Port 0)

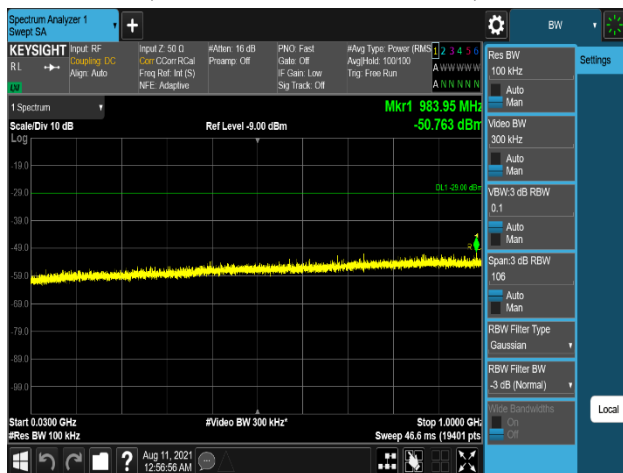
FCC ID: A3LRF4437D-25C		MEASUREMENT REPORT		Approved by: Technical Manager
Test Report S/N: 8K21071202-R2.A3L	Test Dates: 07/19/2021-08/13/2021	EUT Type: RRU(RF4437d)		Page 320 of 420



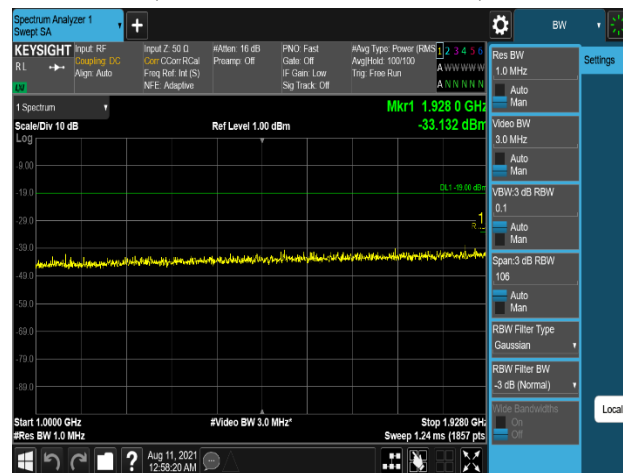
Plot 7-1069. Conducted Spurious Emission Plot
9 kHz to 150 kHz
(B2_10M+20M_2C_QPSK - Port 1)



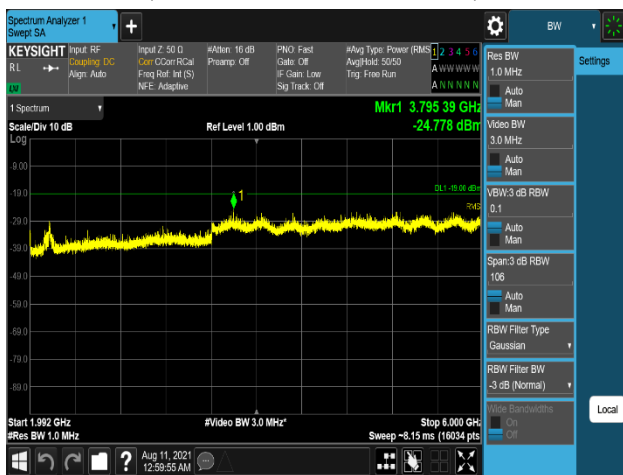
Plot 7-1070. Conducted Spurious Emission Plot
150 kHz to 30 MHz
(B2_10M+20M_2C_QPSK - Port 3)



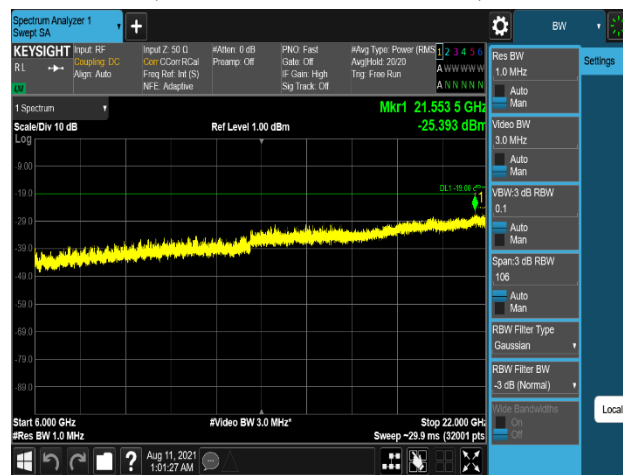
Plot 7-1071. Conducted Spurious Emission Plot
30 MHz to 1 GHz
(B2_10M+20M_2C_QPSK - Port 2)



Plot 7-1072. Conducted Spurious Emission Plot
1 GHz to 1.928 GHz
(B2_10M+20M_2C_QPSK - Port 2)



Plot 7-1073. Conducted Spurious Emission Plot
1.992 GHz to 6 GHz
(B2_10M+20M_2C_QPSK - Port 2)





Plot 7-1074. Conducted Spurious Emission Plot
6 GHz to 22 GHz
(B2_10M+20M_2C_QPSK - Port 2)

FCC ID: A3LRF4437D-25C		MEASUREMENT REPORT		Approved by: Technical Manager
Test Report S/N: 8K21071202-R2.A3L	Test Dates: 07/19/2021-08/13/2021	EUT Type: RRU(RF4437d)		Page 321 of 420



Configuration	Port	Measurement Range	Level (dBm)	Limit (dBm)	Worst Margin (dB)
B2_5M+5M+5M Non-contiguous	0	9 kHz to 150 kHz	-62.28	-49.02	-13.26
		150 kHz to 30 MHz	-60.73	-39.02	-21.71
		30 MHz to 1 GHz	-51.82	-29.02	-22.80
		1 GHz to 1.928 GHz	-32.74	-19.02	-13.72
		1.992 GHz to 6 GHz	-27.29	-19.02	-8.27
		6 GHz to 22 GHz	-26.45	-19.02	-7.43
	1	9 kHz to 150 kHz	-61.59	-49.02	-12.57
		150 kHz to 30 MHz	-59.22	-39.02	-20.20
		30 MHz to 1 GHz	-51.59	-29.02	-22.57
		1 GHz to 1.928 GHz	-32.27	-19.02	-13.25
		1.992 GHz to 6 GHz	-26.43	-19.02	-7.41
		6 GHz to 22 GHz	-26.41	-19.02	-7.39
	2	9 kHz to 150 kHz	-62.35	-49.02	-13.33
		150 kHz to 30 MHz	-60.93	-39.02	-21.91
		30 MHz to 1 GHz	-51.15	-29.02	-22.13
		1 GHz to 1.928 GHz	-31.80	-19.02	-12.78
		1.992 GHz to 6 GHz	-24.44	-19.02	-5.42
		6 GHz to 22 GHz	-25.79	-19.02	-6.77
	3	9 kHz to 150 kHz	-62.49	-49.02	-13.47
		150 kHz to 30 MHz	-60.67	-39.02	-21.65
		30 MHz to 1 GHz	-51.19	-29.02	-22.17
		1 GHz to 1.928 GHz	-31.65	-19.02	-12.63
		1.992 GHz to 6 GHz	-27.33	-19.02	-8.31
		6 GHz to 22 GHz	-26.25	-19.02	-7.23

Table 7-226. Conducted Spurious Emission Summary Data (B2_5M+5M+5M_3C - Non-contiguous)

FCC ID: A3LRF4437D-25C	 PCTEST ENGINEERING LABORATORY, INC.	MEASUREMENT REPORT		Approved by: Technical Manager
Test Report S/N: 8K21071202-R2.A3L	Test Dates: 07/19/2021-08/13/2021	EUT Type: RRU(RF4437d)	Page 322 of 420	

Configuration	Port	Measurement Range	Level (dBm)	Limit (dBm)	Worst Margin (dB)
B2_5M+5M+20M Non-contiguous	0	9 kHz to 150 kHz	-61.87	-49.02	-12.85
		150 kHz to 30 MHz	-61.99	-39.02	-22.97
		30 MHz to 1 GHz	-53.15	-29.02	-24.13
		1 GHz to 1.928 GHz	-32.30	-19.02	-13.28
		1.992 GHz to 6 GHz	-28.82	-19.02	-9.80
		6 GHz to 22 GHz	-25.72	-19.02	-6.70
	1	9 kHz to 150 kHz	-61.15	-49.02	-12.13
		150 kHz to 30 MHz	-59.51	-39.02	-20.49
		30 MHz to 1 GHz	-50.87	-29.02	-21.85
		1 GHz to 1.928 GHz	-33.41	-19.02	-14.39
		1.992 GHz to 6 GHz	-26.06	-19.02	-7.04
		6 GHz to 22 GHz	-26.57	-19.02	-7.55
	2	9 kHz to 150 kHz	-61.47	-49.02	-12.45
		150 kHz to 30 MHz	-60.12	-39.02	-21.10
		30 MHz to 1 GHz	-50.22	-29.02	-21.20
		1 GHz to 1.928 GHz	-33.51	-19.02	-14.49
		1.992 GHz to 6 GHz	-24.49	-19.02	-5.47
		6 GHz to 22 GHz	-25.96	-19.02	-6.94
	3	9 kHz to 150 kHz	-62.02	-49.02	-13.00
		150 kHz to 30 MHz	-60.13	-39.02	-21.11
		30 MHz to 1 GHz	-51.44	-29.02	-22.42
		1 GHz to 1.928 GHz	-32.91	-19.02	-13.89
		1.992 GHz to 6 GHz	-27.01	-19.02	-7.99
		6 GHz to 22 GHz	-26.06	-19.02	-7.04

Table 7-227. Conducted Spurious Emission Summary Data (B2_5M+5M+20M_3C - Non-contiguous)

FCC ID: A3LRF4437D-25C	 PCTEST ENGINEERING LABORATORY, INC.	MEASUREMENT REPORT		Approved by: Technical Manager
Test Report S/N: 8K21071202-R2.A3L	Test Dates: 07/19/2021-08/13/2021	EUT Type: RRU(RF4437d)	Page 323 of 420	