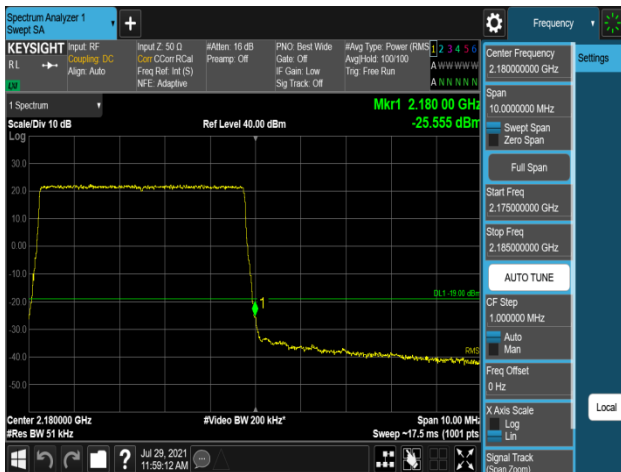


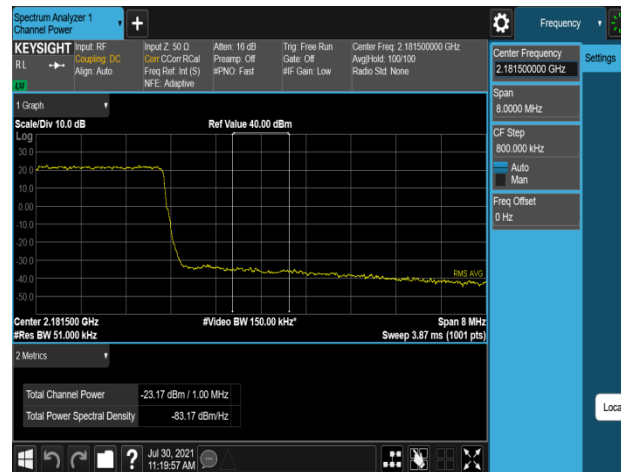
Plot 7-915. Band Edge Emission (2109MHz to 2110MHz) Plot (B66_5M_1C_64QAM - Low Channel, Port 3)



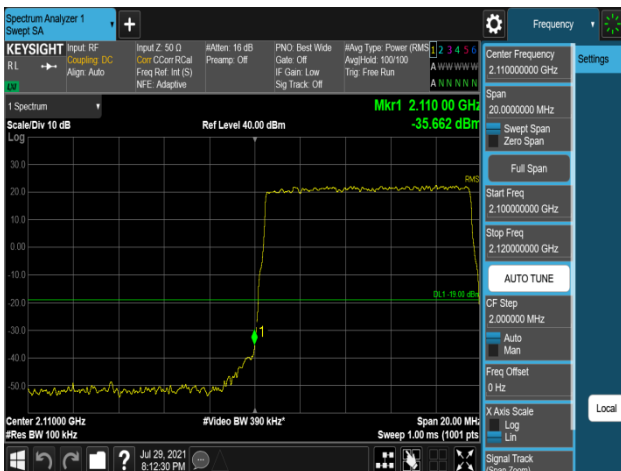
Plot 7-916. Band Edge Emission (2108MHz to 2109MHz) Plot (B66_5M_1C_64QAM - Low Channel, Port 3)



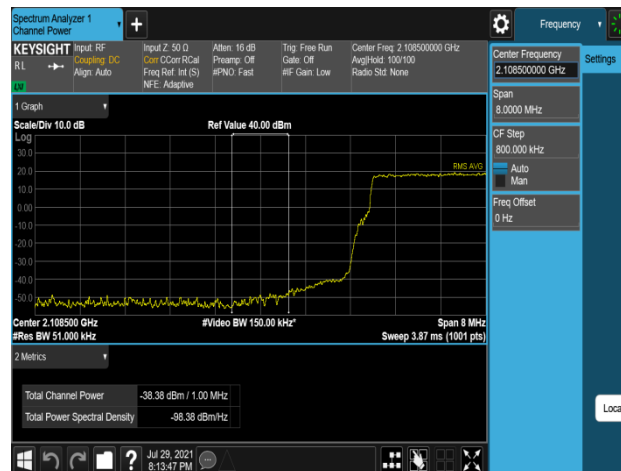
Plot 7-917. Band Edge Emission (2180MHz to 2181MHz) Plot (B66_5M_1C_256QAM - High Channel, Port 2)



Plot 7-918. Band Edge Emission (2181MHz to 2182MHz) Plot (B66_5M_1C_64QAM - High Channel, Port 2)

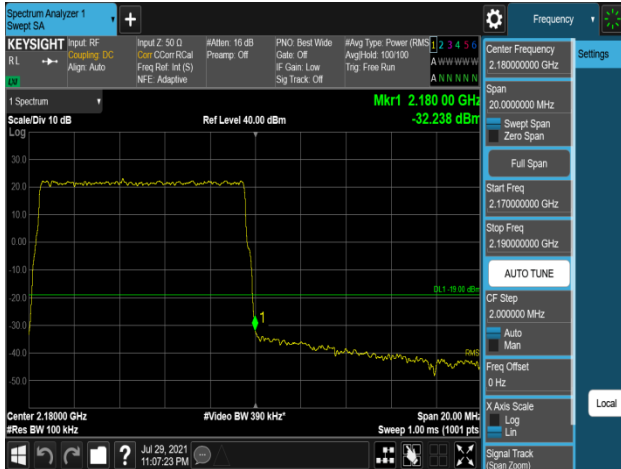


Plot 7-919. Band Edge Emission (2109MHz to 2110MHz) Plot (B66_10M_1C_64QAM - Low Channel, Port 1)



Plot 7-920. Band Edge Emission (2108MHz to 2109MHz) Plot (B66_10M_1C_64QAM - Low Channel, Port 1)

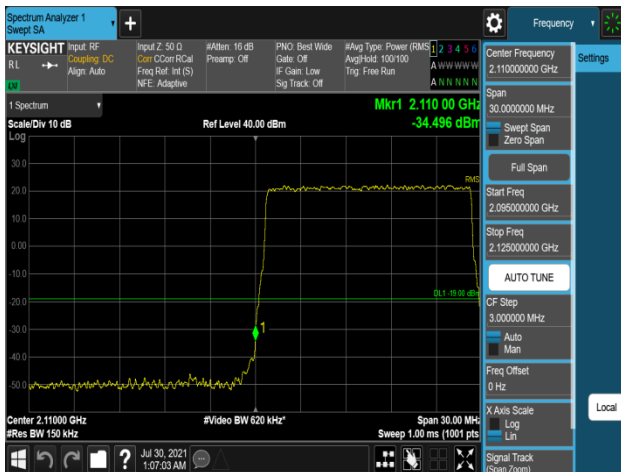
FCC ID: A3LRF4437D-25C		MEASUREMENT REPORT		Approved by: Technical Manager
Test Report S/N: 8K21071202-R2.A3L	Test Dates: 07/19/2021-08/13/2021	EUT Type: RRU(RF4437d)		Page 260 of 420



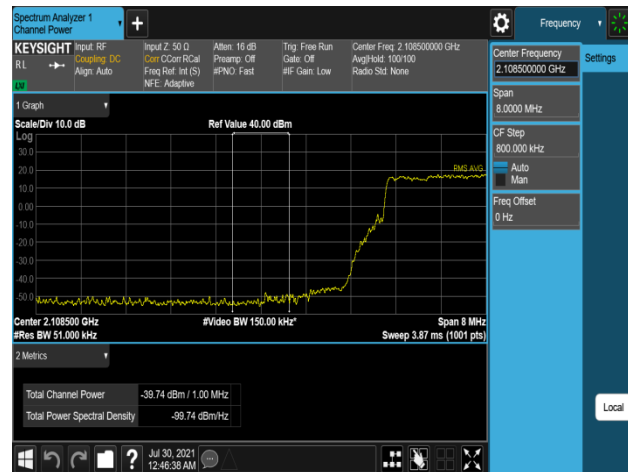
Plot 7-921. Band Edge Emission (2180MHz to 2181MHz) Plot (B66_10M_1C_64QAM - High Channel, Port 3)



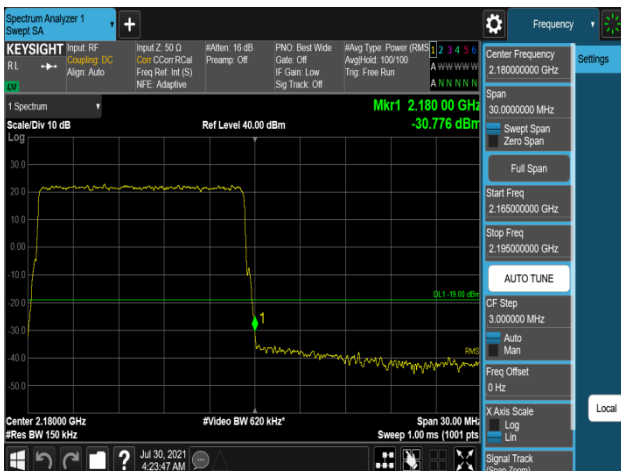
Plot 7-922. Band Edge Emission (2181MHz to 2182MHz) Plot (B66_10M_1C_QPSK - High Channel, Port 3)



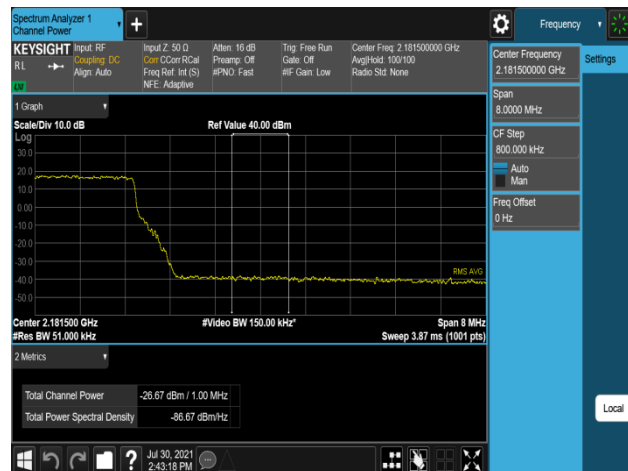
Plot 7-923. Band Edge Emission (2109MHz to 2110MHz) Plot (B66_15M_1C_64QAM - Low Channel, Port 1)



Plot 7-924. Band Edge Emission (2108MHz to 2109MHz) Plot (B66_15M_1C_16QAM - Low Channel, Port 2)

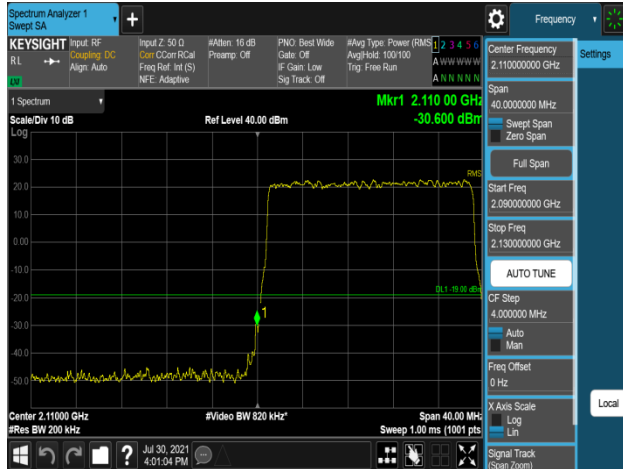


Plot 7-925. Band Edge Emission (2180MHz to 2181MHz) Plot (B66_15M_1C_256QAM - High Channel, Port 3)

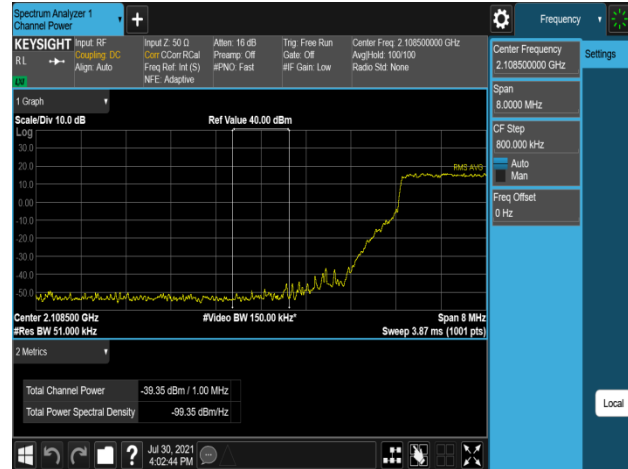


Plot 7-926. Band Edge Emission (2181MHz to 2182MHz) Plot (B66_15M_1C_64QAM - High Channel, Port 3)

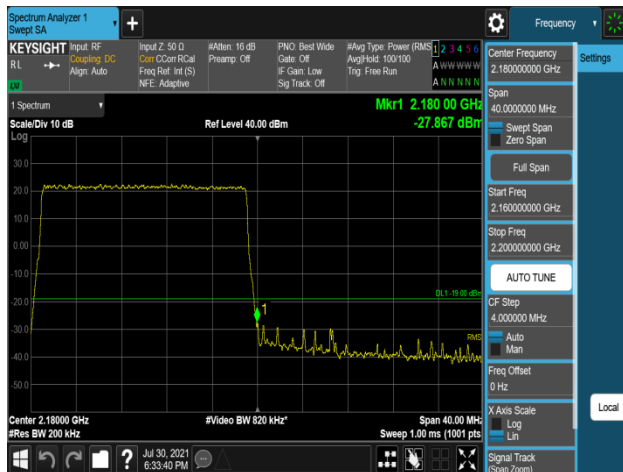
FCC ID: A3LRF4437D-25C	PCTEST ENGINEERING LABORATORY, INC.	MEASUREMENT REPORT		Approved by: Technical Manager
Test Report S/N: 8K21071202-R2.A3L	Test Dates: 07/19/2021-08/13/2021	EUT Type: RRU(RF4437d)		Page 261 of 420



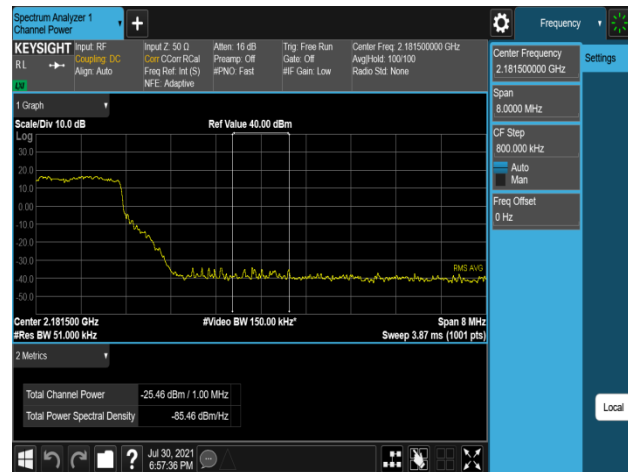
Plot 7-927. Band Edge Emission (2109MHz to 2110MHz) Plot (B66_20M_1C_16QAM - Low Channel, Port 1)





Plot 7-928. Band Edge Emission (2108MHz to 2109MHz) Plot (B66_20M_1C_16QAM - Low Channel, Port 2)



Plot 7-929. Band Edge Emission (2180MHz to 2181MHz) Plot (B66_20M_1C_QPSK - High Channel, Port 0)



Plot 7-930. Band Edge Emission (2181MHz to 2182MHz) Plot (B66_20M_1C_16QAM - High Channel, Port 2)



FCC ID: A3LRF4437D-25C		MEASUREMENT REPORT		Approved by: Technical Manager
Test Report S/N: 8K21071202-R2.A3L	Test Dates: 07/19/2021-08/13/2021	EUT Type: RRU(RF4437d)		Page 262 of 420

Channel	Port	Measured Range (MHz)	Max. Value (dBm)				Limit (dBm)
			QPSK	16QAM	64QAM	256QAM	
Low	0	2109 to 2110	-28.96	-32.77	-31.39	-32.76	-19.02
	0	2108 to 2109	-31.40	-32.68	-32.21	-32.48	-19.02
	1	2109 to 2110	-29.68	-32.11	-33.21	-32.39	-19.02
	1	2108 to 2109	-30.21	-32.24	-32.57	-32.74	-19.02
	2	2109 to 2110	-32.65	-33.27	-33.04	-33.22	-19.02
	2	2108 to 2109	-32.20	-32.63	-32.64	-32.62	-19.02
	3	2109 to 2110	-33.14	-32.31	-33.29	-33.71	-19.02
	3	2108 to 2109	-33.05	-33.06	-33.08	-33.22	-19.02
High	0	2180 to 2181	-30.23	-30.54	-30.50	-30.39	-19.02
	0	2181 to 2182	-24.92	-26.02	-26.20	-24.92	-19.02
	1	2180 to 2181	-31.69	-31.05	-31.11	-31.92	-19.02
	1	2181 to 2182	-26.68	-26.07	-25.92	-26.21	-19.02
	2	2180 to 2181	-31.85	-31.34	-31.80	-32.28	-19.02
	2	2181 to 2182	-28.08	-27.38	-26.66	-26.16	-19.02
	3	2180 to 2181	-30.90	-31.93	-31.07	-32.12	-19.02
	3	2181 to 2182	-27.44	-26.40	-25.97	-27.36	-19.02

Table 7-196. Band Edge Emission Summary Data (B66_5M+5M_2C)



Channel	Port	Measured Range (MHz)	Max. Value (dBm)				Limit (dBm)
			QPSK	16QAM	64QAM	256QAM	
Low	0	2109 to 2110	-38.28	-38.17	-38.25	-37.46	-19.02
	0	2108 to 2109	-33.27	-33.16	-33.16	-33.09	-19.02
	1	2109 to 2110	-38.46	-38.47	-38.90	-38.42	-19.02
	1	2108 to 2109	-33.27	-33.32	-33.28	-33.21	-19.02
	2	2109 to 2110	-38.28	-38.63	-38.41	-38.41	-19.02
	2	2108 to 2109	-33.10	-33.12	-33.00	-32.91	-19.02
	3	2109 to 2110	-38.48	-38.75	-38.80	-38.58	-19.02
	3	2108 to 2109	-33.22	-33.30	-33.27	-33.25	-19.02
High	0	2180 to 2181	-33.88	-33.66	-32.75	-33.18	-19.02
	0	2181 to 2182	-28.00	-27.78	-27.78	-27.30	-19.02
	1	2180 to 2181	-33.65	-33.41	-33.19	-33.90	-19.02
	1	2181 to 2182	-28.27	-27.86	-27.60	-28.30	-19.02
	2	2180 to 2181	-33.37	-32.65	-33.92	-32.93	-19.02
	2	2181 to 2182	-27.25	-27.60	-28.45	-28.14	-19.02
	3	2180 to 2181	-32.54	-32.86	-33.81	-33.26	-19.02
	3	2181 to 2182	-26.54	-26.86	-28.19	-27.58	-19.02

Table 7-197. Band Edge Emission Summary Data (B66_5M+20M_2C)

FCC ID: A3LRF4437D-25C		MEASUREMENT REPORT		Approved by: Technical Manager
Test Report S/N: 8K21071202-R2.A3L	Test Dates: 07/19/2021-08/13/2021	EUT Type: RRU(RF4437d)		Page 263 of 420

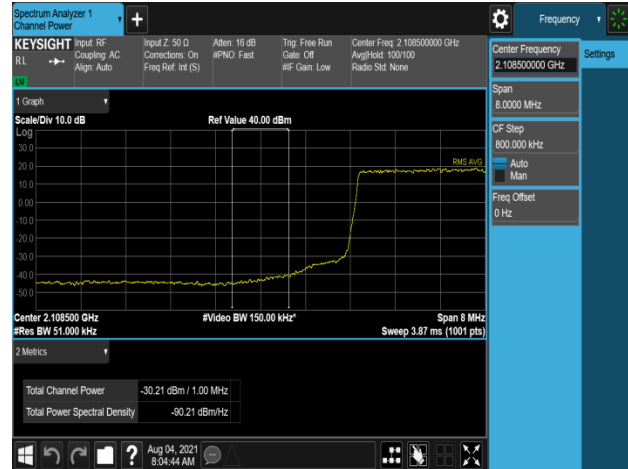
Channel	Port	Measured Range (MHz)	Max. Value (dBm)				Limit (dBm)
			QPSK	16QAM	64QAM	256QAM	
Low	0	2109 to 2110	-35.82	-36.32	-36.08	-36.38	-19.02
	0	2108 to 2109	-33.08	-33.17	-33.17	-33.07	-19.02
	1	2109 to 2110	-36.13	-36.31	-36.50	-36.50	-19.02
	1	2108 to 2109	-33.33	-33.25	-33.22	-33.33	-19.02
	2	2109 to 2110	-35.99	-35.22	-35.66	-36.11	-19.02
	2	2108 to 2109	-33.12	-33.07	-33.07	-32.98	-19.02
	3	2109 to 2110	-35.34	-36.16	-35.84	-35.98	-19.02
	3	2108 to 2109	-33.38	-33.32	-33.22	-33.33	-19.02
High	0	2180 to 2181	-33.69	-33.60	-34.66	-33.97	-19.02
	0	2181 to 2182	-28.53	-27.32	-27.56	-27.99	-19.02
	1	2180 to 2181	-34.24	-33.83	-33.97	-34.11	-19.02
	1	2181 to 2182	-28.64	-27.54	-28.42	-28.45	-19.02
	2	2180 to 2181	-33.67	-33.99	-33.97	-33.68	-19.02
	2	2181 to 2182	-27.41	-27.82	-28.30	-27.93	-19.02
	3	2180 to 2181	-33.10	-32.85	-33.79	-33.57	-19.02
	3	2181 to 2182	-27.41	-27.32	-27.88	-27.45	-19.02

Table 7-198. Band Edge Emission Summary Data (B66_10M+20M_2C)

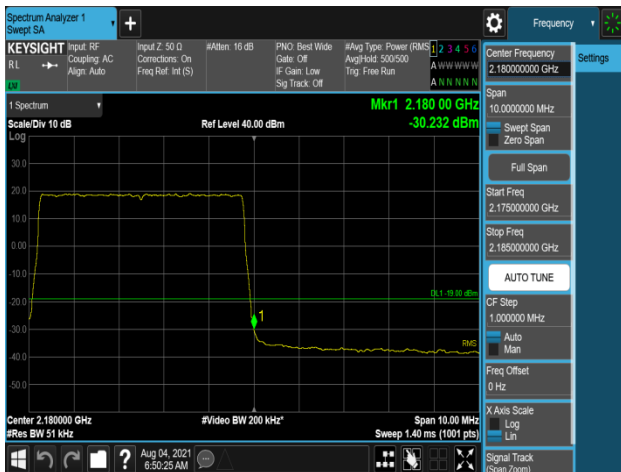
FCC ID: A3LRF4437D-25C		MEASUREMENT REPORT		Approved by: Technical Manager
Test Report S/N: 8K21071202-R2.A3L	Test Dates: 07/19/2021-08/13/2021	EUT Type: RRU(RF4437d)	Page 264 of 420	



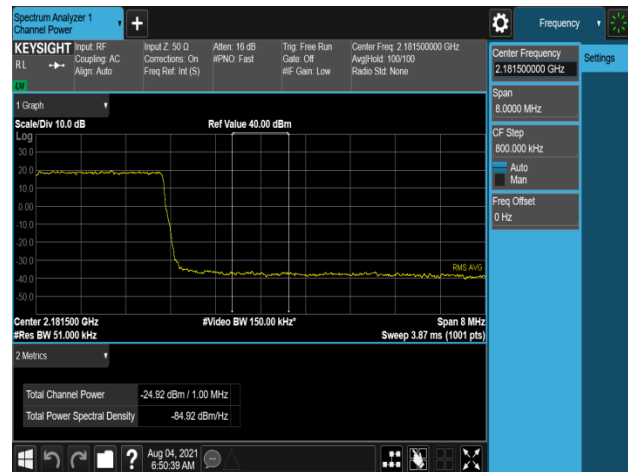
Plot 7-931. Band Edge Emission (2109MHz to 2110MHz) Plot (B66_5M+5M_2C_QPSK - Low Channel, Port 0)



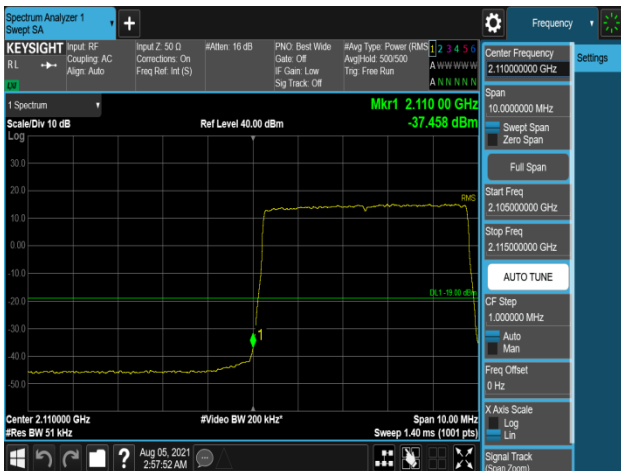
Plot 7-932. Band Edge Emission (2108MHz to 2109MHz) Plot (B66_5M+5M_2C_QPSK - Low Channel, Port 1)



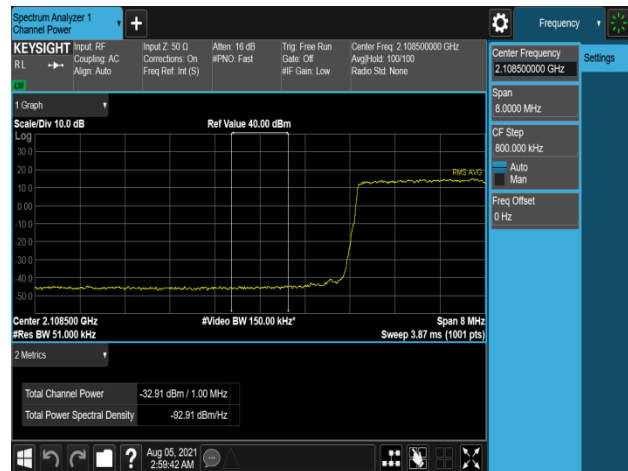
Plot 7-933. Band Edge Emission (2180MHz to 2181MHz) Plot (B66_5M+5M_2C_QPSK - High Channel, Port 0)



Plot 7-934. Band Edge Emission (2181MHz to 2182MHz) Plot (B66_5M+5M_2C_QPSK - High Channel, Port 0)

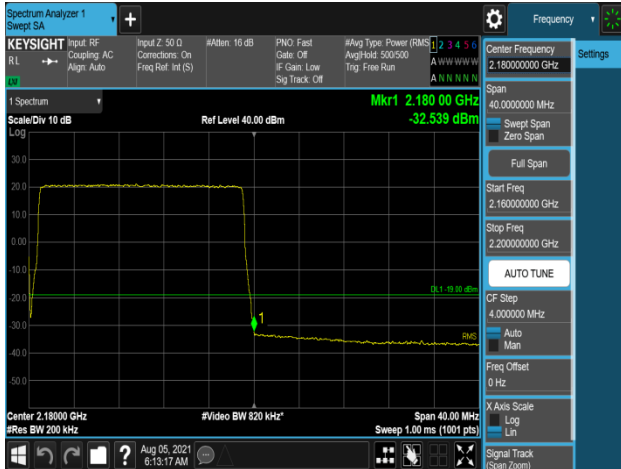


Plot 7-935. Band Edge Emission (2109MHz to 2110MHz) Plot (B66_5M+20M_2C_256QAM - Low Channel, Port 0)

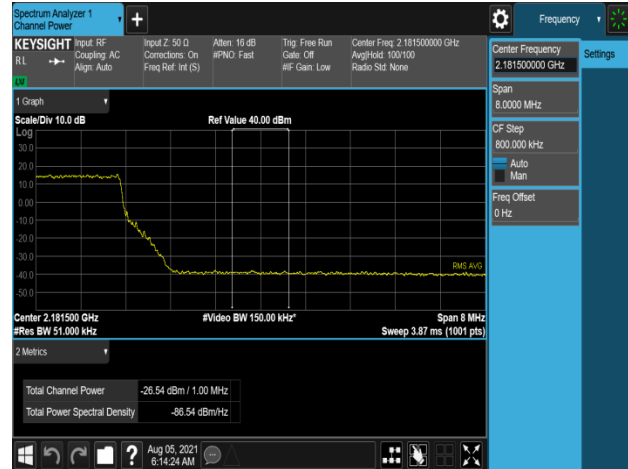


Plot 7-936. Band Edge Emission (2108MHz to 2109MHz) Plot (B66_5M+20M_2C_256QAM - Low Channel, Port 2)

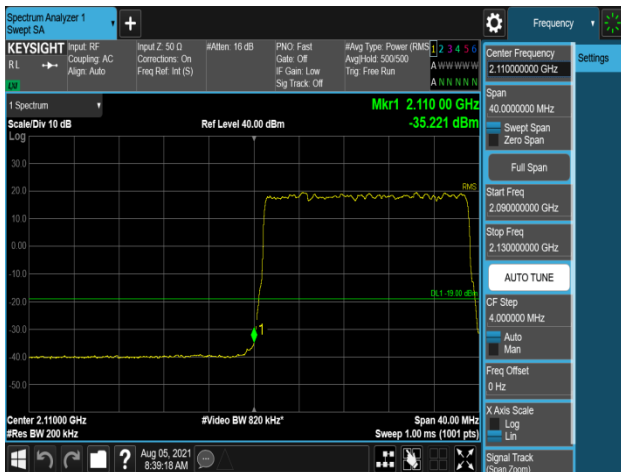
FCC ID: A3LRF4437D-25C		MEASUREMENT REPORT		Approved by: Technical Manager
Test Report S/N: 8K21071202-R2.A3L	Test Dates: 07/19/2021-08/13/2021	EUT Type: RRU(RF4437d)		Page 265 of 420



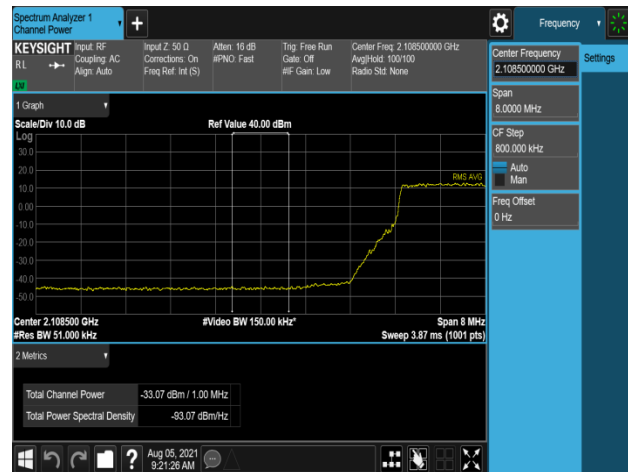
Plot 7-937. Band Edge Emission (2180MHz to 2181MHz) Plot (B66_5M+20M_2C_QPSK - High Channel, Port 3)



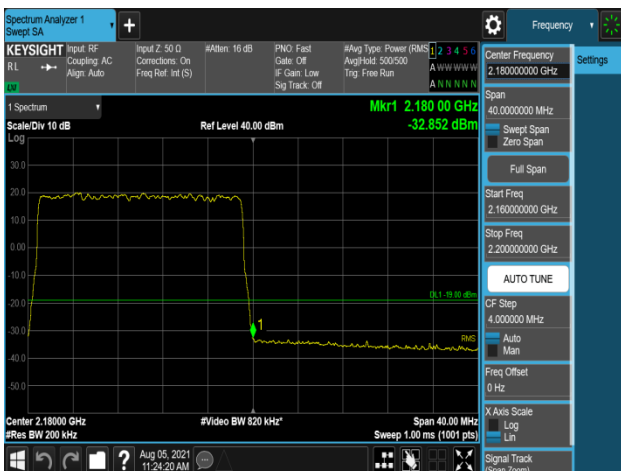
Plot 7-938. Band Edge Emission (2181MHz to 2182MHz) Plot (B66_5M+20M_2C_QPSK - High Channel, Port 3)



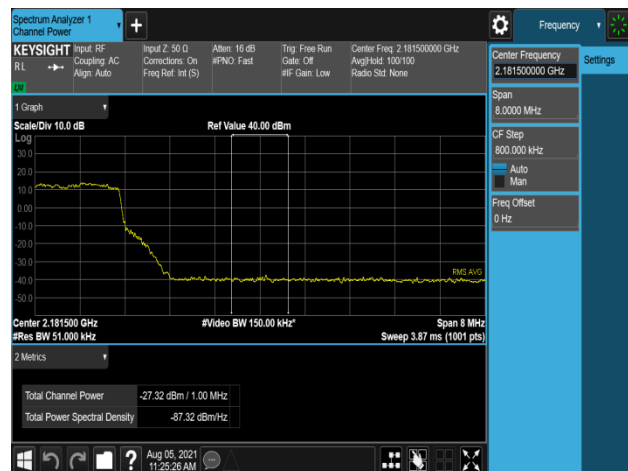
Plot 7-939. Band Edge Emission (2109MHz to 2110MHz) Plot (B66_20M+20M_2C_16QAM - Low Channel, Port 2)





Plot 7-940. Band Edge Emission (2108MHz to 2109MHz) Plot (B66_20M+20M_2C_256QAM - Low Channel, Port 0)



Plot 7-941. Band Edge Emission (2180MHz to 2181MHz) Plot (B66_20M+20M_2C_16QAM - High Channel, Port 3)



Plot 7-942. Band Edge Emission (2181MHz to 2182MHz) Plot (B66_20M+20M_2C_16QAM - High Channel, Port 3)



FCC ID: A3LRF4437D-25C		MEASUREMENT REPORT		Approved by: Technical Manager
Test Report S/N: 8K21071202-R2.A3L	Test Dates: 07/19/2021-08/13/2021	EUT Type: RRU(RF4437d)		Page 266 of 420

Channel	Port	Measured Range (MHz)	Max. Value (dBm)				Limit (dBm)
			QPSK	16QAM	64QAM	256QAM	
Low	0	2109 to 2110	-37.12	-37.12	-37.42	-37.38	-19.02
	0	2108 to 2109	-32.95	-33.12	-32.92	-32.99	-19.02
	1	2109 to 2110	-37.01	-36.56	-37.83	-37.93	-19.02
	1	2108 to 2109	-33.22	-33.04	-33.06	-33.13	-19.02
	2	2109 to 2110	-36.91	-36.69	-37.98	-37.53	-19.02
	2	2108 to 2109	-33.04	-32.92	-32.86	-32.89	-19.02
	3	2109 to 2110	-36.75	-37.74	-37.96	-36.74	-19.02
	3	2108 to 2109	-33.06	-32.98	-33.12	-33.11	-19.02
High	0	2180 to 2181	-33.79	-33.90	-34.65	-34.02	-19.02
	0	2181 to 2182	-26.95	-25.76	-26.02	-27.21	-19.02
	1	2180 to 2181	-35.01	-34.76	-34.27	-35.18	-19.02
	1	2181 to 2182	-27.29	-26.00	-26.44	-27.78	-19.02
	2	2180 to 2181	-33.47	-34.03	-34.03	-34.58	-19.02
	2	2181 to 2182	-26.99	-26.96	-26.94	-26.87	-19.02
	3	2180 to 2181	-33.88	-33.62	-34.76	-33.86	-19.02
	3	2181 to 2182	-25.86	-25.47	-27.36	-26.62	-19.02

Table 7-199. Band Edge Emission Summary Data (B66_5M+5M+5M_3C)



Channel	Port	Measured Range (MHz)	Max. Value (dBm)				Limit (dBm)
			QPSK	16QAM	64QAM	256QAM	
Low	0	2109 to 2110	-38.88	-38.68	-38.18	-38.58	-19.02
	0	2108 to 2109	-32.82	-32.89	-32.93	-32.98	-19.02
	1	2109 to 2110	-39.10	-38.20	-38.82	-38.61	-19.02
	1	2108 to 2109	-32.83	-32.93	-32.87	-32.86	-19.02
	2	2109 to 2110	-38.95	-38.62	-38.08	-38.08	-19.02
	2	2108 to 2109	-32.79	-32.68	-32.58	-32.76	-19.02
	3	2109 to 2110	-39.63	-39.49	-38.98	-38.64	-19.02
	3	2108 to 2109	-33.12	-32.97	-32.89	-33.11	-19.02
High	0	2180 to 2181	-34.50	-33.46	-32.70	-33.90	-19.02
	0	2181 to 2182	-27.87	-27.54	-26.81	-27.83	-19.02
	1	2180 to 2181	-34.76	-34.12	-33.51	-35.17	-19.02
	1	2181 to 2182	-28.86	-28.15	-27.45	-27.69	-19.02
	2	2180 to 2181	-34.34	-33.34	-34.13	-34.12	-19.02
	2	2181 to 2182	-28.55	-27.69	-28.73	-28.38	-19.02
	3	2180 to 2181	-34.24	-33.19	-33.63	-34.43	-19.02
	3	2181 to 2182	-28.02	-26.84	-27.68	-27.95	-19.02

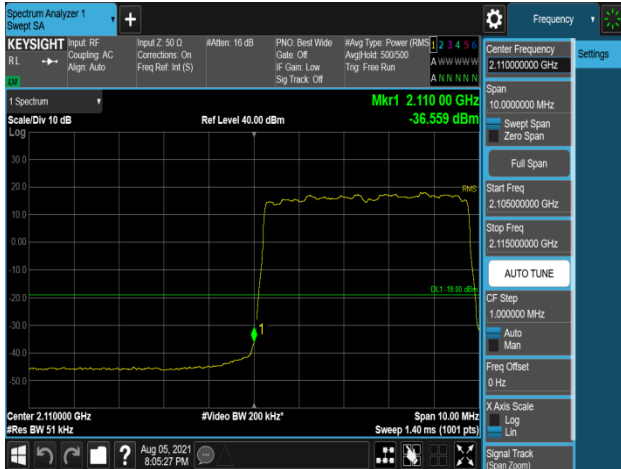
Table 7-200. Band Edge Emission Summary Data (B66_5M+5M+20M_3C)

FCC ID: A3LRF4437D-25C		MEASUREMENT REPORT		Approved by: Technical Manager
Test Report S/N: 8K21071202-R2.A3L	Test Dates: 07/19/2021-08/13/2021	EUT Type: RRU(RF4437d)		Page 267 of 420

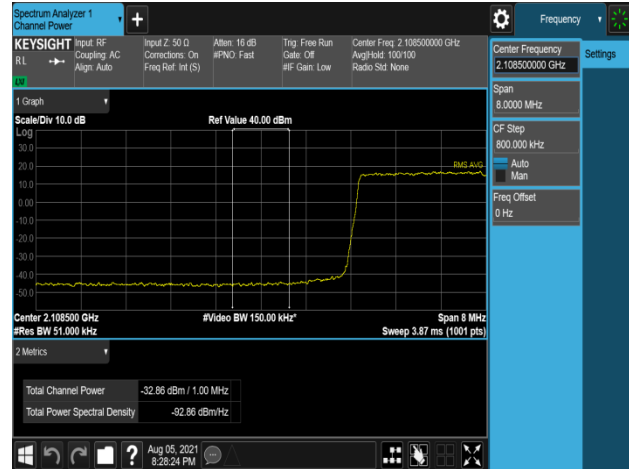
Channel	Port	Measured Range (MHz)	Max. Value (dBm)				Limit (dBm)
			QPSK	16QAM	64QAM	256QAM	
Low	0	2109 to 2110	-39.61	-39.55	-39.58	-39.68	-19.02
	0	2108 to 2109	-33.13	-33.12	-33.14	-33.11	-19.02
	1	2109 to 2110	-39.90	-40.30	-39.67	-39.78	-19.02
	1	2108 to 2109	-33.24	-33.20	-33.27	-33.11	-19.02
	2	2109 to 2110	-39.54	-39.44	-39.59	-39.47	-19.02
	2	2108 to 2109	-32.92	-32.94	-32.94	-32.85	-19.02
	3	2109 to 2110	-39.70	-39.12	-40.03	-40.12	-19.02
	3	2108 to 2109	-33.29	-33.21	-33.19	-33.25	-19.02
High	0	2180 to 2181	-34.62	-34.52	-34.77	-34.64	-19.02
	0	2181 to 2182	-28.70	-28.38	-28.04	-28.70	-19.02
	1	2180 to 2181	-34.34	-34.81	-34.81	-34.66	-19.02
	1	2181 to 2182	-28.78	-28.42	-29.29	-29.07	-19.02
	2	2180 to 2181	-34.64	-33.80	-34.52	-34.71	-19.02
	2	2181 to 2182	-28.72	-27.96	-28.81	-28.39	-19.02
	3	2180 to 2181	-33.49	-33.43	-34.29	-34.12	-19.02
	3	2181 to 2182	-27.97	-27.56	-29.03	-28.31	-19.02

Table 7-201. Band Edge Emission Summary Data (B66_5M+15M+20M_3C)

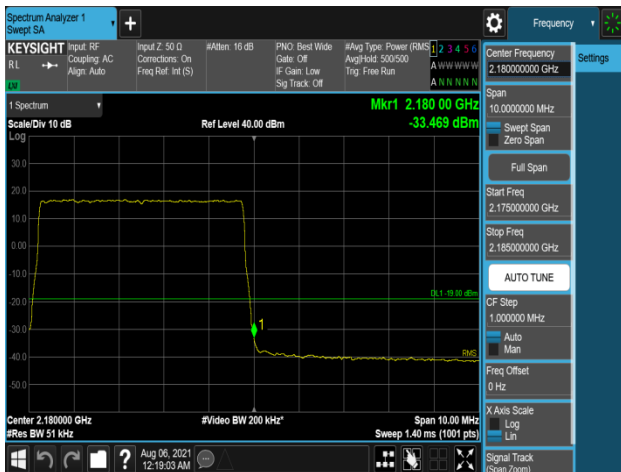
FCC ID: A3LRF4437D-25C		MEASUREMENT REPORT		Approved by: Technical Manager
Test Report S/N: 8K21071202-R2.A3L	Test Dates: 07/19/2021-08/13/2021	EUT Type: RRU(RF4437d)		Page 268 of 420



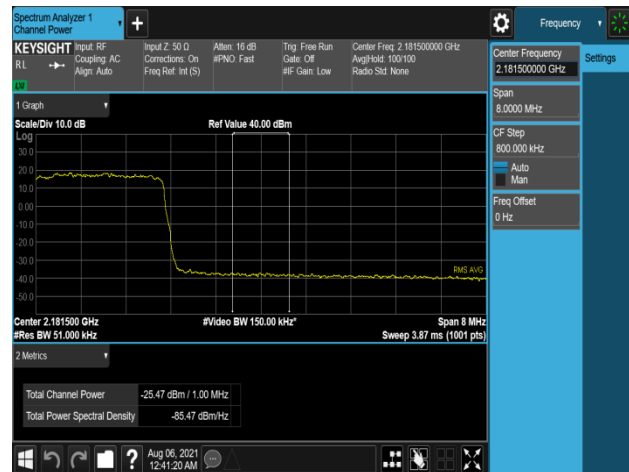
Plot 7-943. Band Edge Emission (2109MHz to 2110MHz) Plot (B66_5M+5M+5M_3C_16QAM - Low Channel, Port 1)



Plot 7-944. Band Edge Emission (2108MHz to 2109MHz) Plot (B66_5M+5M+5M_3C_64QAM - Low Channel, Port 2)



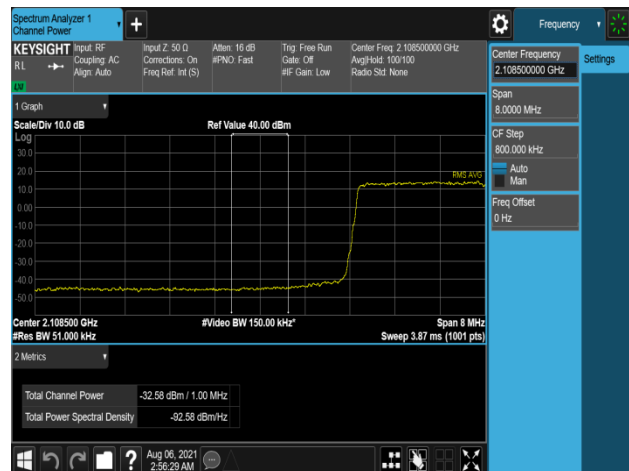
Plot 7-945. Band Edge Emission (2180MHz to 2181MHz) Plot (B66_5M+5M+5M_3C_QPSK - High Channel, Port 2)



Plot 7-946. Band Edge Emission (2181MHz to 2182MHz) Plot (B66_5M+5M+5M_3C_16QAM - High Channel, Port 3)

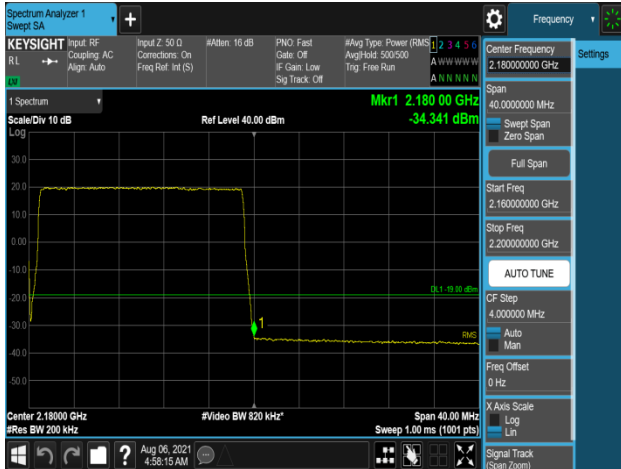


Plot 7-947. Band Edge Emission (2109MHz to 2110MHz) Plot (B66_5M+5M+20M_3C_64QAM - Low Channel, Port 2)

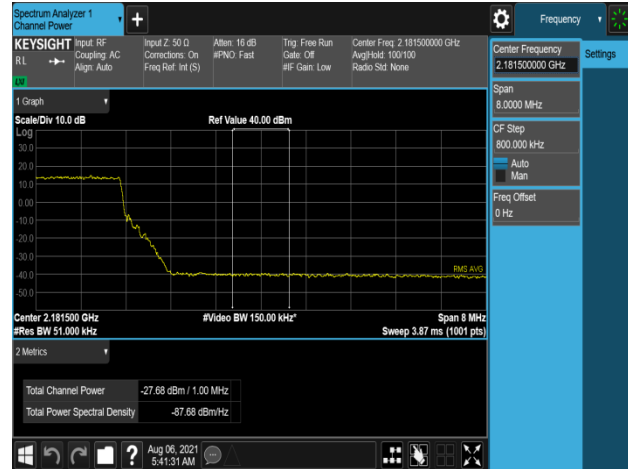


Plot 7-948. Band Edge Emission (2108MHz to 2109MHz) Plot (B66_5M+5M+20M_3C_64QAM - Low Channel, Port 2)

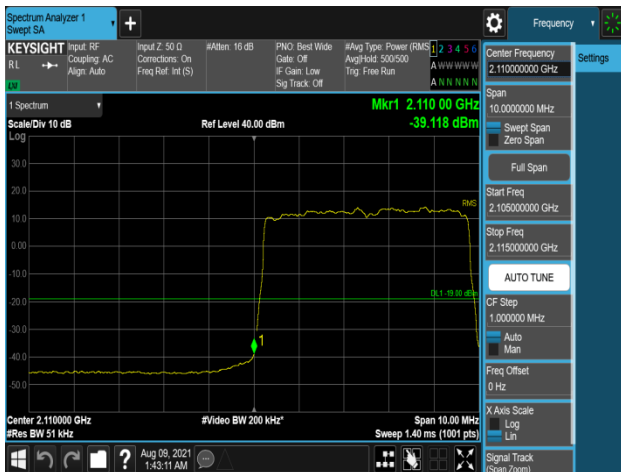
FCC ID: A3LRF4437D-25C		MEASUREMENT REPORT		Approved by: Technical Manager
Test Report S/N: 8K21071202-R2.A3L	Test Dates: 07/19/2021-08/13/2021	EUT Type: RRU(RF4437d)		Page 269 of 420



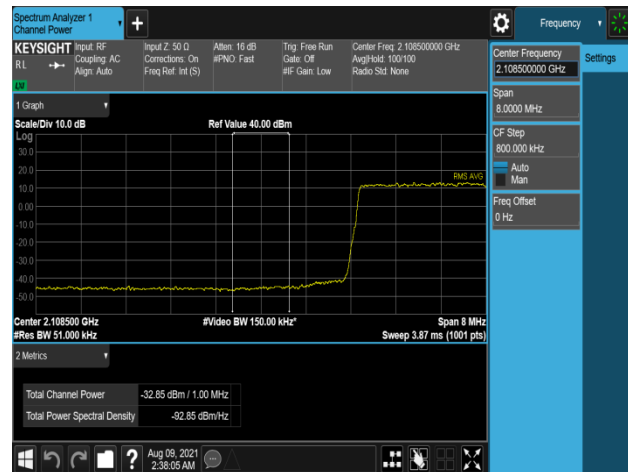
Plot 7-949. Band Edge Emission (2180MHz to 2181MHz) Plot (B66_5M+5M+20M_3C_64QAM - High Channel, Port 0)



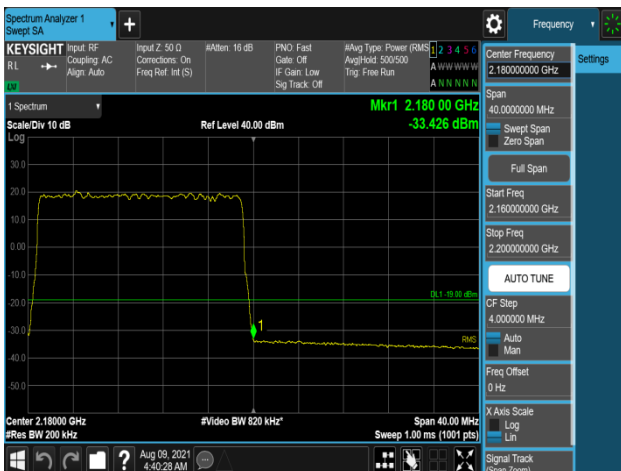
Plot 7-950. Band Edge Emission (2181MHz to 2182MHz) Plot (B66_5M+5M+20M_3C_64QAM - High Channel, Port 0)



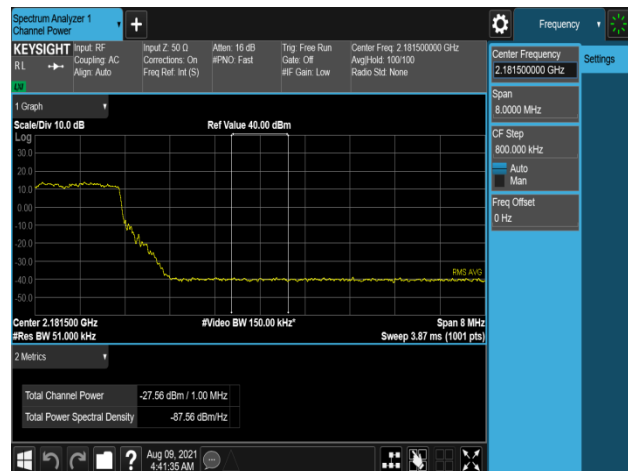
Plot 7-951. Band Edge Emission (2109MHz to 2110MHz) Plot (B66_5M+15M+20M_3C_16QAM - Low Channel, Port 3)



Plot 7-952. Band Edge Emission (2108MHz to 2109MHz) Plot (B66_5M+15M+20M_3C_256QAM - Low Channel, Port 2)



Plot 7-953. Band Edge Emission (2180MHz to 2181MHz) Plot (B66_5M+15M+20M_3C_16QAM - High Channel, Port 3)



Plot 7-954. Band Edge Emission (2181MHz to 2182MHz) Plot (B66_5M+15M+20M_3C_16QAM - High Channel, Port 3)



FCC ID: A3LRF4437D-25C		MEASUREMENT REPORT		Approved by: Technical Manager
Test Report S/N: 8K21071202-R2.A3L	Test Dates: 07/19/2021-08/13/2021	EUT Type: RRU(RF4437d)		Page 270 of 420

Channel	Port	Measured Range (MHz)	Max. Value (dBm)				Limit (dBm)
			QPSK	16QAM	64QAM	256QAM	
Low	0	2109 to 2110	-38.74	-38.23	-39.45	-39.45	-19.02
	0	2108 to 2109	-43.58	-43.16	-43.80	-42.97	-19.02
	1	2109 to 2110	-38.90	-37.88	-39.41	-40.19	-19.02
	1	2108 to 2109	-40.48	-39.97	-40.56	-41.99	-19.02
	2	2109 to 2110	-38.52	-37.75	-38.09	-39.30	-19.02
	2	2108 to 2109	-39.57	-39.47	-39.63	-40.27	-19.02
	3	2109 to 2110	-39.85	-39.51	-39.49	-39.13	-19.02
	3	2108 to 2109	-41.82	-41.75	-41.74	-41.71	-19.02
High	0	2180 to 2181	-36.77	-36.67	-36.53	-36.84	-19.02
	0	2181 to 2182	-29.35	-28.83	-28.74	-29.12	-19.02
	1	2180 to 2181	-37.22	-37.20	-36.76	-37.50	-19.02
	1	2181 to 2182	-29.65	-28.41	-27.95	-30.27	-19.02
	2	2180 to 2181	-36.39	-36.31	-36.94	-36.40	-19.02
	2	2181 to 2182	-29.02	-27.40	-28.80	-29.11	-19.02
	3	2180 to 2181	-35.75	-36.50	-36.51	-37.31	-19.02
	3	2181 to 2182	-28.18	-26.60	-28.10	-28.11	-19.02

Table 7-202. Band Edge Emission Summary Data (B66_5M+5M+5M+5M_4C)



Channel	Port	Measured Range (MHz)	Max. Value (dBm)				Limit (dBm)
			QPSK	16QAM	64QAM	256QAM	
Low	0	2109 to 2110	-38.44	-38.45	-39.12	-38.30	-19.02
	0	2108 to 2109	-32.19	-32.25	-32.25	-32.19	-19.02
	1	2109 to 2110	-37.64	-37.85	-38.06	-37.18	-19.02
	1	2108 to 2109	-29.85	-29.95	-29.92	-29.80	-19.02
	2	2109 to 2110	-37.52	-36.94	-37.67	-37.00	-19.02
	2	2108 to 2109	-28.68	-28.76	-28.72	-28.60	-19.02
	3	2109 to 2110	-38.57	-38.17	-39.17	-38.31	-19.02
	3	2108 to 2109	-30.24	-30.31	-30.45	-30.42	-19.02
High	0	2180 to 2181	-34.71	-34.56	-34.27	-34.62	-19.02
	0	2181 to 2182	-28.66	-28.64	-28.80	-28.79	-19.02
	1	2180 to 2181	-34.64	-34.84	-35.34	-35.07	-19.02
	1	2181 to 2182	-28.88	-27.81	-28.80	-29.72	-19.02
	2	2180 to 2181	-35.03	-35.68	-35.87	-33.85	-19.02
	2	2181 to 2182	-28.88	-29.06	-29.46	-27.72	-19.02
	3	2180 to 2181	-34.68	-34.70	-34.55	-33.70	-19.02
	3	2181 to 2182	-28.46	-28.70	-29.46	-28.39	-19.02

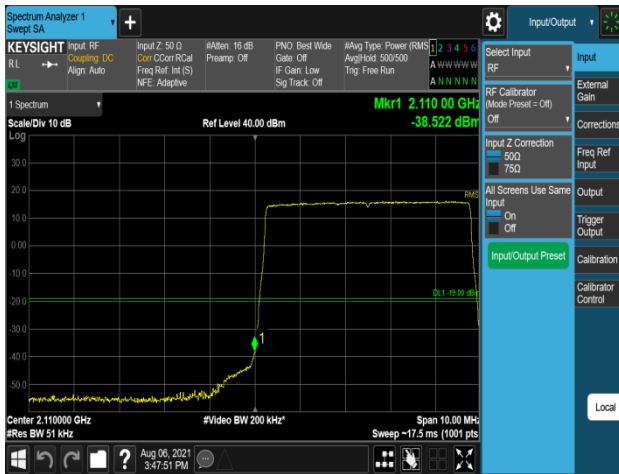
Table 7-203. Band Edge Emission Summary Data (B66_5M+5M+5M+20M_4C)

FCC ID: A3LRF4437D-25C		MEASUREMENT REPORT		Approved by: Technical Manager
Test Report S/N: 8K21071202-R2.A3L	Test Dates: 07/19/2021-08/13/2021	EUT Type: RRU(RF4437d)		Page 271 of 420

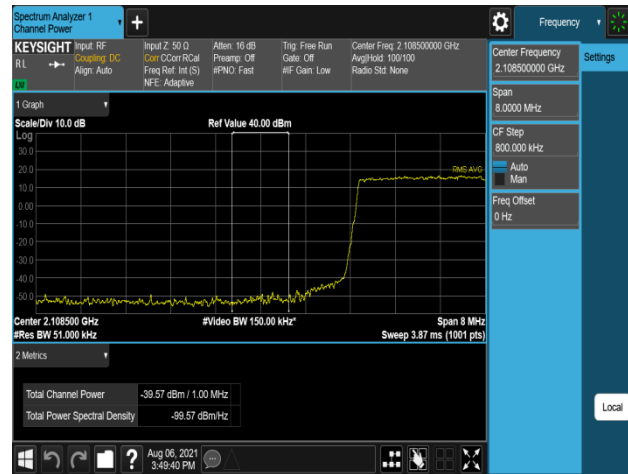
Channel	Port	Measured Range (MHz)	Max. Value (dBm)				Limit (dBm)
			QPSK	16QAM	64QAM	256QAM	
Low	0	2109 to 2110	-40.07	-39.11	-39.60	-39.78	-19.02
	0	2108 to 2109	-32.94	-33.00	-33.11	-32.92	-19.02
	1	2109 to 2110	-40.49	-39.22	-39.27	-39.54	-19.02
	1	2108 to 2109	-33.16	-32.72	-32.95	-33.10	-19.02
	2	2109 to 2110	-40.46	-39.35	-39.13	-39.43	-19.02
	2	2108 to 2109	-32.78	-32.90	-32.86	-32.88	-19.02
	3	2109 to 2110	-40.49	-39.32	-39.25	-39.56	-19.02
	3	2108 to 2109	-33.11	-33.06	-33.07	-33.00	-19.02
High	0	2180 to 2181	-34.09	-34.41	-34.28	-34.31	-19.02
	0	2181 to 2182	-28.35	-27.74	-28.18	-28.23	-19.02
	1	2180 to 2181	-34.80	-34.57	-34.17	-34.27	-19.02
	1	2181 to 2182	-28.85	-28.63	-28.45	-28.19	-19.02
	2	2180 to 2181	-34.55	-34.79	-33.98	-31.16	-19.02
	2	2181 to 2182	-28.20	-28.66	-27.87	-28.37	-19.02
	3	2180 to 2181	-34.66	-34.59	-34.39	-34.45	-19.02
	3	2181 to 2182	-28.14	-28.24	-27.21	-28.28	-19.02

Table 7-204. Band Edge Emission Summary Data (B66_5M+5M+10M+20M_4C)

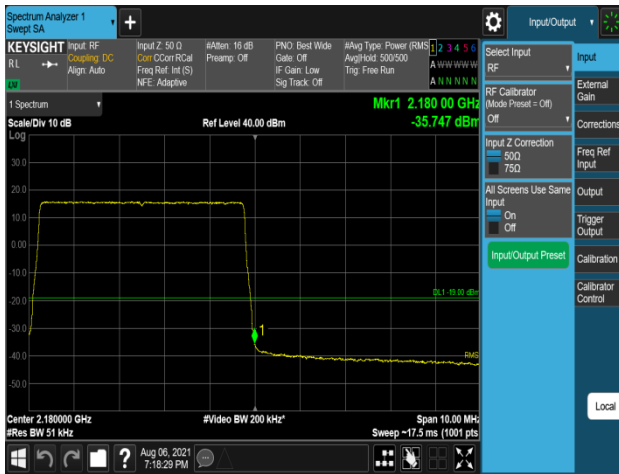
FCC ID: A3LRF4437D-25C		MEASUREMENT REPORT		Approved by: Technical Manager
Test Report S/N: 8K21071202-R2.A3L	Test Dates: 07/19/2021-08/13/2021	EUT Type: RRU(RF4437d)	Page 272 of 420	



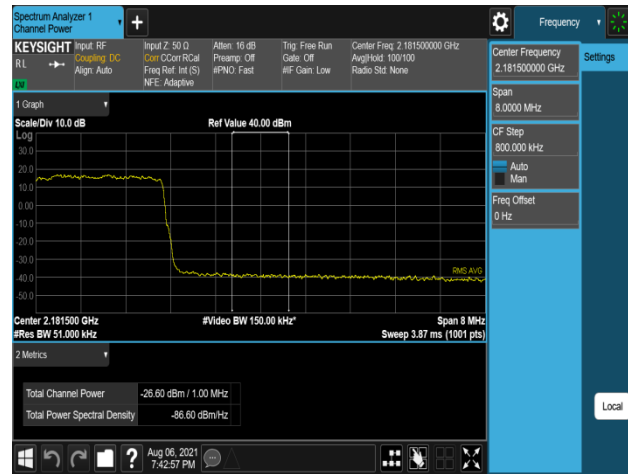
Plot 7-955. Band Edge Emission (2109MHz to 2110MHz) Plot (B66_5M+5M+5M+5M_4C_QPSK - Low Channel, Port 2)



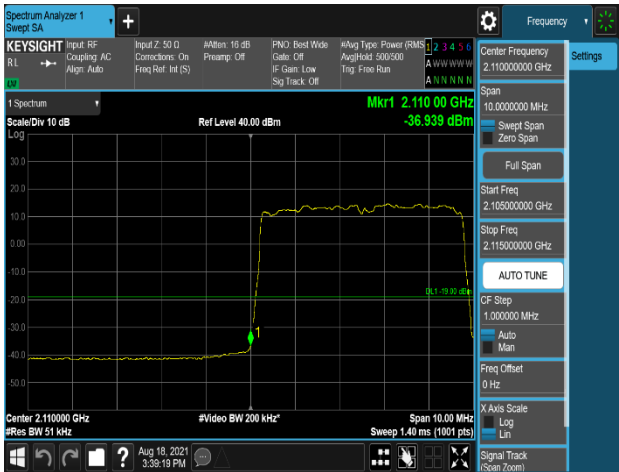
Plot 7-956. Band Edge Emission (2108MHz to 2109MHz) Plot (B66_5M+5M+5M+5M_4C_QPSK - Low Channel, Port 2)



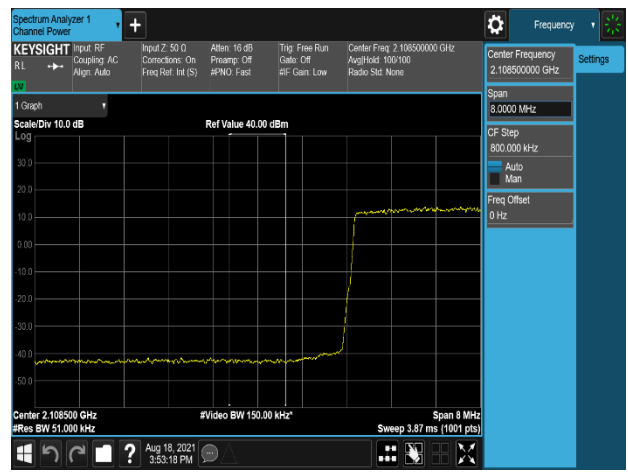
Plot 7-957. Band Edge Emission (2180MHz to 2181MHz) Plot (B66_5M+5M+5M+5M_4C_QPSK - High Channel, Port 3)



Plot 7-958. Band Edge Emission (2181MHz to 2182MHz) Plot (B66_5M+5M+5M+5M_4C_16QAM - High Channel, Port 3)



Plot 7-959. Band Edge Emission (2109MHz to 2110MHz) Plot (B66_5M+5M+5M+20M_4C_16QAM - Low Channel, Port 2)



Plot 7-960. Band Edge Emission (2108MHz to 2109MHz) Plot (B66_5M+5M+5M+20M_4C_QPSK - Low Channel, Port 3)

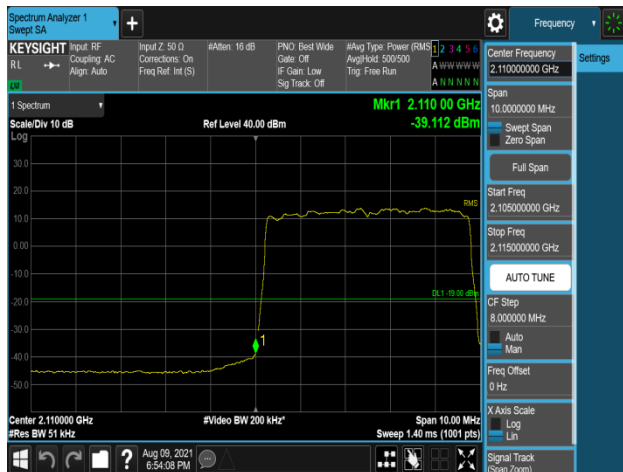
FCC ID: A3LRF4437D-25C		MEASUREMENT REPORT		Approved by: Technical Manager
Test Report S/N: 8K21071202-R2.A3L	Test Dates: 07/19/2021-08/13/2021	EUT Type: RRU(RF4437d)		Page 273 of 420



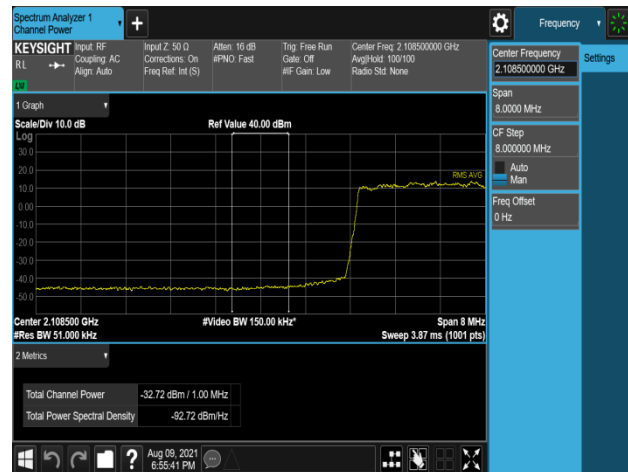
Plot 7-961. Band Edge Emission (2180MHz to 2181MHz) Plot (B66_5M+5M+5M+20M_4C_256QAM - High Channel, Port 3)



Plot 7-962. Band Edge Emission (2181MHz to 2182MHz) Plot (B66_5M+5M+5M+20M_4C_256QAM - High Channel, Port 2)



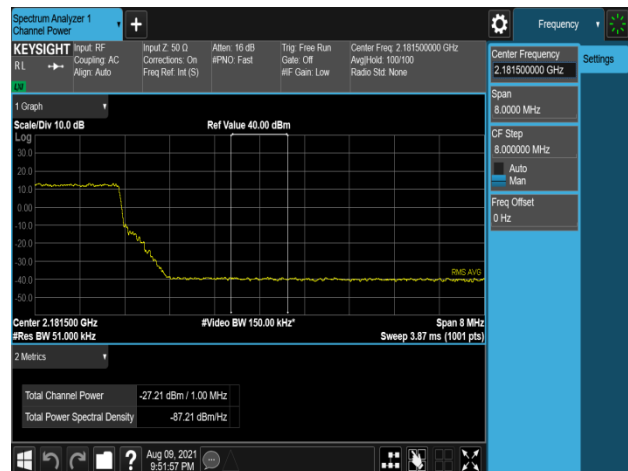
Plot 7-963. Band Edge Emission (2109MHz to 2110MHz) Plot (B66_5M+5M+10M+20M_4C_16QAM - Low Channel, Port 0)



Plot 7-964. Band Edge Emission (2108MHz to 2109MHz) Plot (B66_5M+5M+10M+20M_4C_16QAM - Low Channel, Port 1)



Plot 7-965. Band Edge Emission (2180MHz to 2181MHz) Plot (B66_5M+5M+10M+20M_4C_256QAM - High Channel, Port 2)



Plot 7-966. Band Edge Emission (2181MHz to 2182MHz) Plot (B66_5M+5M+10M+20M_4C_64QAM - High Channel, Port 3)



FCC ID: A3LRF4437D-25C		MEASUREMENT REPORT		Approved by: Technical Manager
Test Report S/N: 8K21071202-R2.A3L	Test Dates: 07/19/2021-08/13/2021	EUT Type: RRU(RF4437d)		Page 274 of 420

Channel	Port	Measured Range (MHz)	Max. Value (dBm)	Limit (dBm)
Low	0	2109 to 2110	-31.36	-19.02
	0	2108 to 2109	-32.77	-19.02
	1	2109 to 2110	-30.83	-19.02
	1	2108 to 2109	-32.51	-19.02
	2	2109 to 2110	-29.87	-19.02
	2	2108 to 2109	-32.11	-19.02
	3	2109 to 2110	-31.29	-19.02
	3	2108 to 2109	-32.76	-19.02
High	0	2180 to 2181	-29.55	-19.02
	0	2181 to 2182	-27.08	-19.02
	1	2180 to 2181	-30.46	-19.02
	1	2181 to 2182	-26.64	-19.02
	2	2180 to 2181	-29.15	-19.02
	2	2181 to 2182	-26.63	-19.02
	3	2180 to 2181	-29.39	-19.02
	3	2181 to 2182	-26.15	-19.02

Table 7-205. Band Edge Emission Summary Data (B66_5M+5M_2C - Non-contiguous)



Channel	Port	Measured Range (MHz)	Max. Value (dBm)	Limit (dBm)
Low	0	2109 to 2110	-36.51	-19.02
	0	2108 to 2109	-32.99	-19.02
	1	2109 to 2110	-36.45	-19.02
	1	2108 to 2109	-33.08	-19.02
	2	2109 to 2110	-36.34	-19.02
	2	2108 to 2109	-32.86	-19.02
	3	2109 to 2110	-36.23	-19.02
	3	2108 to 2109	-33.08	-19.02
High	0	2180 to 2181	-33.10	-19.02
	0	2181 to 2182	-28.55	-19.02
	1	2180 to 2181	-33.98	-19.02
	1	2181 to 2182	-28.98	-19.02
	2	2180 to 2181	-33.28	-19.02
	2	2181 to 2182	-28.49	-19.02
	3	2180 to 2181	-33.61	-19.02
	3	2181 to 2182	-27.89	-19.02

Table 7-206. Band Edge Emission Summary Data (B66_5M+20M_2C - Non-contiguous)

FCC ID: A3LRF4437D-25C	 PCTEST ENGINEERING LABORATORY, INC.	MEASUREMENT REPORT		Approved by: Technical Manager
Test Report S/N: 8K21071202-R2.A3L	Test Dates: 07/19/2021-08/13/2021	EUT Type: RRU(RF4437d)	Page 275 of 420	

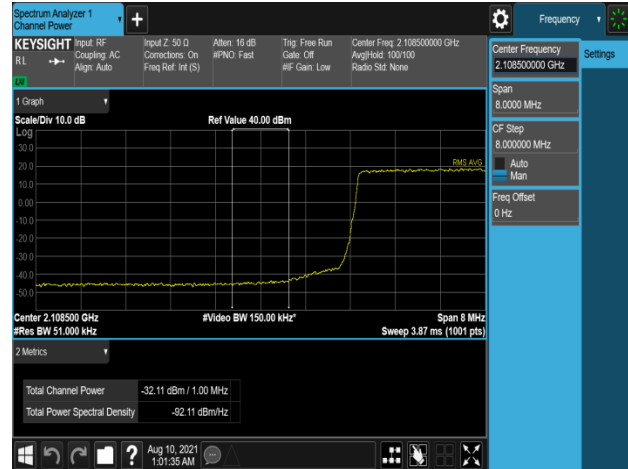
Channel	Port	Measured Range (MHz)	Max. Value (dBm)	Limit (dBm)
Low	0	2109 to 2110	-35.70	-19.02
	0	2108 to 2109	-33.19	-19.02
	1	2109 to 2110	-35.47	-19.02
	1	2108 to 2109	-33.18	-19.02
	2	2109 to 2110	-35.87	-19.02
	2	2108 to 2109	-33.03	-19.02
	3	2109 to 2110	-35.72	-19.02
	3	2108 to 2109	-33.22	-19.02
High	0	2180 to 2181	-33.71	-19.02
	0	2181 to 2182	-28.31	-19.02
	1	2180 to 2181	-33.92	-19.02
	1	2181 to 2182	-28.94	-19.02
	2	2180 to 2181	-33.90	-19.02
	2	2181 to 2182	-28.51	-19.02
	3	2180 to 2181	-34.01	-19.02
	3	2181 to 2182	-28.55	-19.02

Table 7-207. Band Edge Emission Summary Data (B66_20M+20M_2C - Non-contiguous)

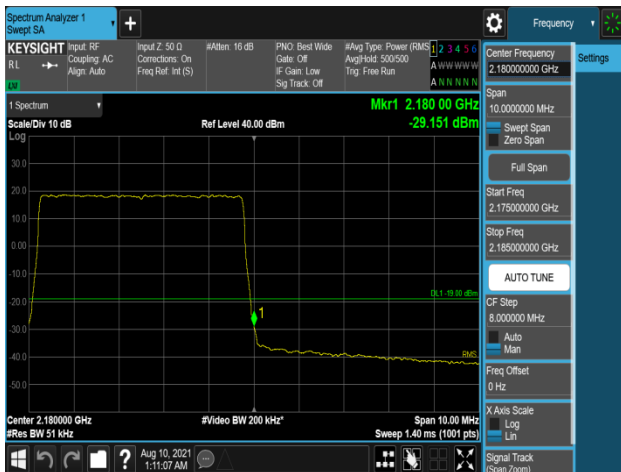
FCC ID: A3LRF4437D-25C		MEASUREMENT REPORT		Approved by: Technical Manager
Test Report S/N: 8K21071202-R2.A3L	Test Dates: 07/19/2021-08/13/2021	EUT Type: RRU(RF4437d)	Page 276 of 420	



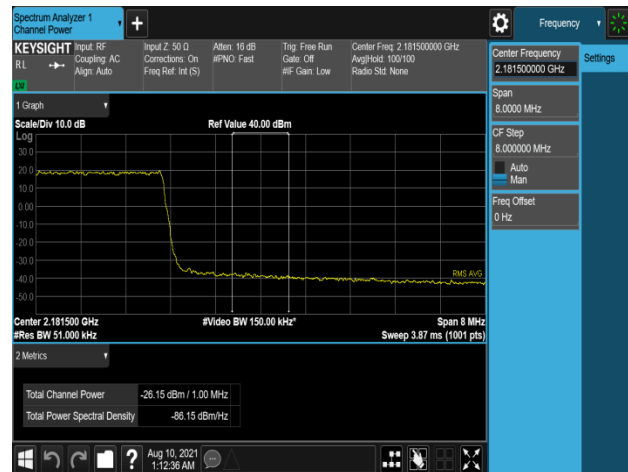
Plot 7-967. Band Edge Emission (2109MHz to 2110MHz) Plot (B66_5M+5M_2C_QPSK - Low Channel, Port 2)



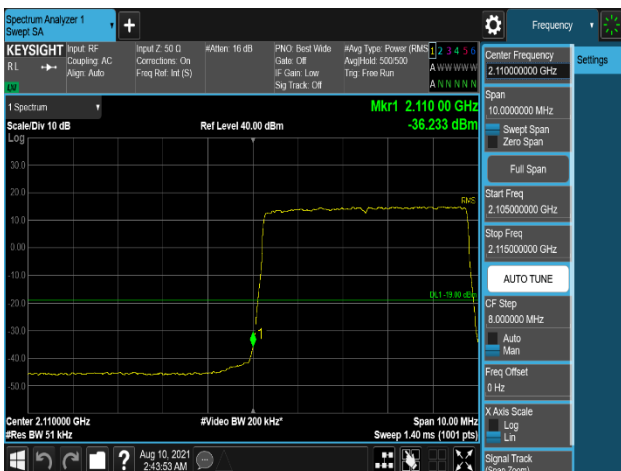
Plot 7-968. Band Edge Emission (2108MHz to 2109MHz) Plot (B66_5M+5M_2C_QPSK - Low Channel, Port 2)



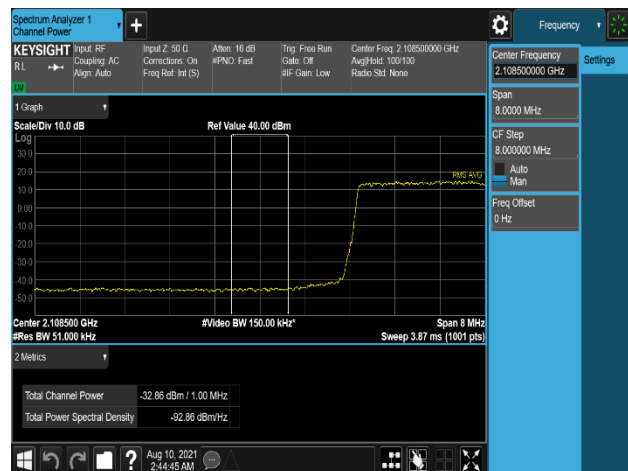
Plot 7-969. Band Edge Emission (2180MHz to 2181MHz) Plot (B66_5M+5M_2C_QPSK - High Channel, Port 2)



Plot 7-970. Band Edge Emission (2181MHz to 2182MHz) Plot (B66_5M+5M_2C_QPSK - High Channel, Port 3)



Plot 7-971. Band Edge Emission (2109MHz to 2110MHz) Plot (B66_5M+20M_2C_64QAM- Low Channel, Port 3)



Plot 7-972. Band Edge Emission (2108MHz to 2109MHz) Plot (B66_5M+20M_2C_64QAM- Low Channel, Port 2)

FCC ID: A3LRF4437D-25C		MEASUREMENT REPORT		Approved by: Technical Manager
Test Report S/N: 8K21071202-R2.A3L	Test Dates: 07/19/2021-08/13/2021	EUT Type: RRU(RF4437d)		Page 277 of 420