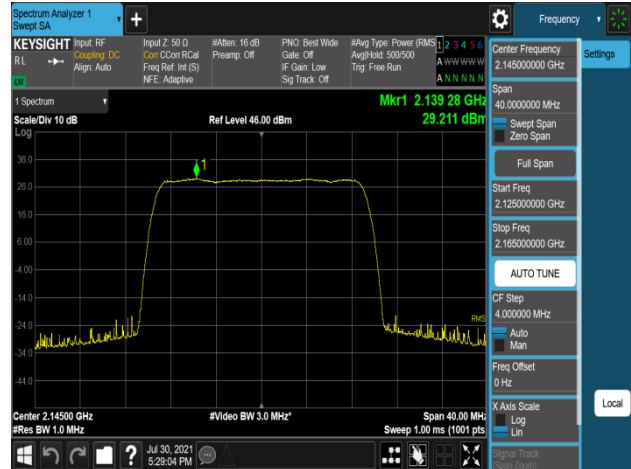
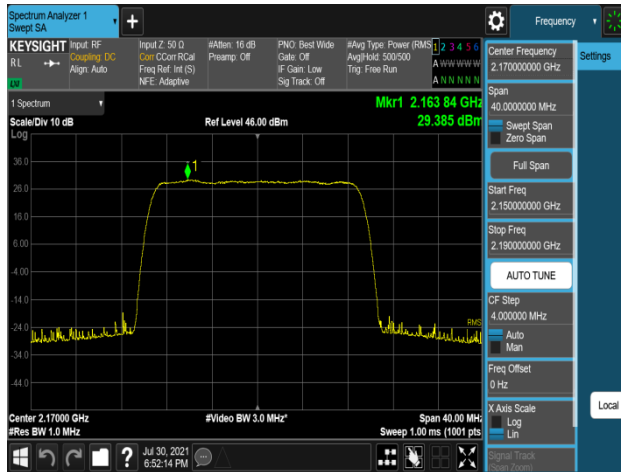


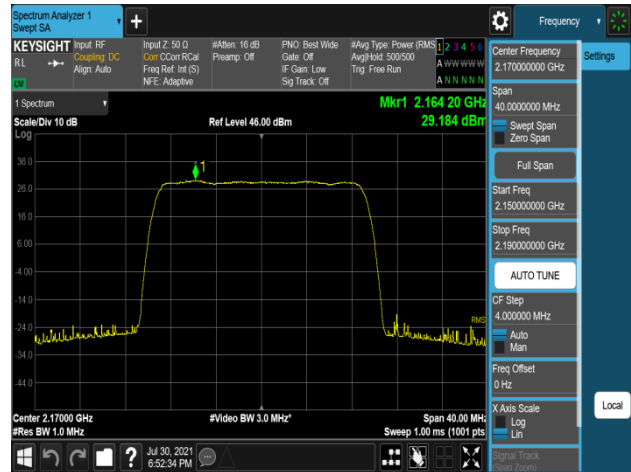
Plot 7-679. Peak Power Spectral Density Plot (B66\_20M\_1C\_16QAM - Low Channel, Port 0)



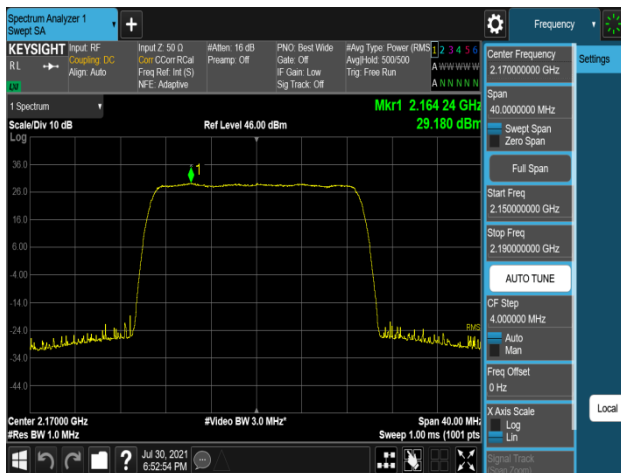
Plot 7-680. Peak Power Spectral Density Plot (B66\_20M\_1C\_16QAM - Low Channel, Port 1)



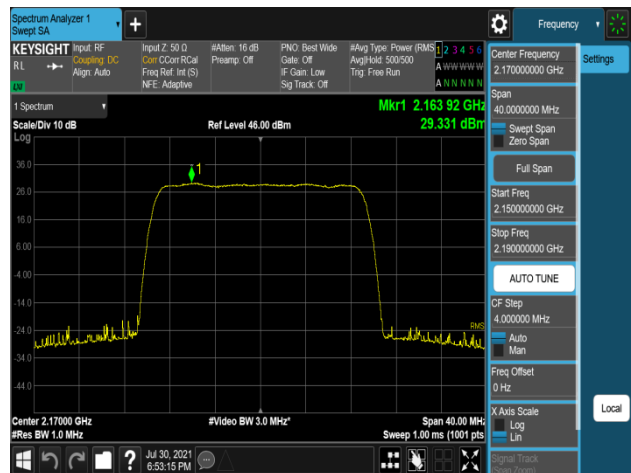
Plot 7-681. Peak Power Spectral Density Plot (B66\_20M\_1C\_16QAM - Low Channel, Port 2)



Plot 7-682. Peak Power Spectral Density Plot (B66\_20M\_1C\_16QAM - Low Channel, Port 3)



Plot 7-683. Peak Power Spectral Density Plot (B66\_20M\_1C\_16QAM - Mid Channel, Port 0)



Plot 7-684. Peak Power Spectral Density Plot (B66\_20M\_1C\_16QAM - Mid Channel, Port 1)

FCC ID: A3LRF4437D-25C	PCTEST ENGINEERING LABORATORY, INC.	MEASUREMENT REPORT		Approved by: Technical Manager
Test Report S/N: 8K21071202-R2.A3L	Test Dates: 07/19/2021-08/13/2021	EUT Type: RRU(RF4437d)		Page 182 of 420

Low Channel	Port	QPSK	16QAM	64QAM	256QAM
Conducted Power (dBm/1MHz)	0	31.70	32.16	31.83	31.78
	1	31.37	31.91	31.46	31.48
	2	31.52	31.84	31.49	31.43
	3	31.75	32.14	31.73	31.82
Total MIMO Conducted Power (mW/1MHz)		5765.61	6358.27	5817.95	5823.13
Total MIMO Conducted Power (dBm/1MHz)		37.61	38.03	37.65	37.65
Ant. Gain (dBi)		12.50	12.50	12.50	12.50
MIMO EIRP(dBm/1MHz)		50.11	<b>50.53</b>	50.15	50.15
EIRP Limit(W/1MHz)		1640.00	1640.00	1640.00	1640.00
EIRP Limit(dBm/1MHz)		62.15	62.15	62.15	62.15
Margin (dB)		-12.04	-11.62	-12.00	-12.00



**Table 7-129. Peak Power Spectral Density Table (B66\_5M+5M\_2C - Low Channel)**

Mid Channel	Port	QPSK	16QAM	64QAM	256QAM
Conducted Power (dBm/1MHz)	0	31.86	32.15	31.73	31.77
	1	31.50	31.80	31.48	31.32
	2	31.53	31.87	31.48	31.50
	3	31.63	31.97	31.65	31.55
Total MIMO Conducted Power (mW/1MHz)		5828.96	6264.83	5763.33	5699.85
Total MIMO Conducted Power (dBm/1MHz)		37.66	37.97	37.61	37.56
Ant. Gain (dBi)		12.50	12.50	12.50	12.50
MIMO EIRP(dBm/1MHz)		50.16	<b>50.47</b>	50.11	50.06
EIRP Limit(W/1MHz)		1640.00	1640.00	1640.00	1640.00
EIRP Limit(dBm/1MHz)		62.15	62.15	62.15	62.15
Margin (dB)		-11.99	-11.68	-12.04	-12.09

**Table 7-130. Peak Power Spectral Density Table (B66\_5M+5M\_2C - Mid Channel)**

High Channel	Port	QPSK	16QAM	64QAM	256QAM
Conducted Power (dBm/1MHz)	0	31.97	32.17	31.86	31.87
	1	31.63	31.91	31.51	31.66
	2	31.61	31.81	31.57	31.59
	3	31.69	32.15	31.79	31.81
Total MIMO Conducted Power (mW/1MHz)		5950.82	6358.37	5895.95	5961.51
Total MIMO Conducted Power (dBm/1MHz)		37.75	38.03	37.71	37.75
Ant. Gain (dBi)		12.50	12.50	12.50	12.50
MIMO EIRP(dBm/1MHz)		50.25	<b>50.53</b>	50.21	50.25
EIRP Limit(W/1MHz)		1640.00	1640.00	1640.00	1640.00
EIRP Limit(dBm/1MHz)		62.15	62.15	62.15	62.15
Margin (dB)		-11.90	-11.61	-11.94	-11.89

**Table 7-131. Peak Power Spectral Density Table (B66\_5M+5M\_2C - High Channel)**

FCC ID: A3LRF4437D-25C	 PCTEST ENGINEERING LABORATORY, INC.	MEASUREMENT REPORT		Approved by: Technical Manager
Test Report S/N: 8K21071202-R2.A3L	Test Dates: 07/19/2021-08/13/2021	EUT Type: RRU(RF4437d)		Page 183 of 420

Low Channel	Port	QPSK	16QAM	64QAM	256QAM
Conducted Power (dBm/1MHz)	0	27.66	28.10	27.70	27.75
	1	27.47	27.72	27.38	27.59
	2	27.32	27.92	27.33	27.49
	3	27.62	28.04	27.62	27.67
Total MIMO Conducted Power (mW/1MHz)		2259.77	2493.16	2254.59	2313.62
Total MIMO Conducted Power (dBm/1MHz)		33.54	33.97	33.53	33.64
Ant. Gain (dBi)		12.50	12.50	12.50	12.50
MIMO EIRP(dBm/1MHz)		46.04	<b>46.47</b>	46.03	46.14
EIRP Limit(W/1MHz)		1640.00	1640.00	1640.00	1640.00
EIRP Limit(dBm/1MHz)		62.15	62.15	62.15	62.15
Margin (dB)		-16.11	-15.68	-16.12	-16.01



**Table 7-132. Peak Power Spectral Density Table (B66\_5M+20M\_2C - Low Channel)**

Mid Channel	Port	QPSK	16QAM	64QAM	256QAM
Conducted Power (dBm/1MHz)	0	27.70	28.24	27.88	27.64
	1	27.55	27.86	27.46	27.57
	2	27.42	28.04	27.53	27.54
	3	27.79	28.03	27.67	27.71
Total MIMO Conducted Power (mW/1MHz)		2310.85	2547.83	2321.89	2309.88
Total MIMO Conducted Power (dBm/1MHz)		33.64	34.06	33.66	33.64
Ant. Gain (dBi)		12.50	12.50	12.50	12.50
MIMO EIRP(dBm/1MHz)		46.14	<b>46.56</b>	46.16	46.14
EIRP Limit(W/1MHz)		1640.00	1640.00	1640.00	1640.00
EIRP Limit(dBm/1MHz)		62.15	62.15	62.15	62.15
Margin (dB)		-16.01	-15.59	-15.99	-16.01

**Table 7-133. Peak Power Spectral Density Table (B66\_5M+20M\_2C - Mid Channel)**

High Channel	Port	QPSK	16QAM	64QAM	256QAM
Conducted Power (dBm/1MHz)	0	27.98	28.33	27.94	27.90
	1	27.70	28.16	27.78	27.73
	2	27.82	27.98	27.74	27.63
	3	27.87	28.34	27.95	27.94
Total MIMO Conducted Power (mW/1MHz)		2434.60	2645.06	2440.25	2409.59
Total MIMO Conducted Power (dBm/1MHz)		33.86	34.22	33.87	33.82
Ant. Gain (dBi)		12.50	12.50	12.50	12.50
MIMO EIRP(dBm/1MHz)		46.36	<b>46.72</b>	46.37	46.32
EIRP Limit(W/1MHz)		1640.00	1640.00	1640.00	1640.00
EIRP Limit(dBm/1MHz)		62.15	62.15	62.15	62.15
Margin (dB)		-15.78	-15.42	-15.77	-15.83

**Table 7-134. Peak Power Spectral Density Table (B66\_5M+20M\_2C - High Channel)**

FCC ID: A3LRF4437D-25C		MEASUREMENT REPORT		Approved by: Technical Manager
Test Report S/N: 8K21071202-R2.A3L	Test Dates: 07/19/2021-08/13/2021	EUT Type: RRU(RF4437d)		Page 184 of 420

Low Channel	Port	QPSK	16QAM	64QAM	256QAM
Conducted Power (dBm/1MHz)	0	25.77	26.01	25.68	25.71
	1	25.39	25.96	25.59	25.60
	2	25.42	25.87	25.37	25.63
	3	25.76	26.15	25.75	25.68
Total MIMO Conducted Power (mW/1MHz)		1448.12	1591.40	1451.68	1470.47
Total MIMO Conducted Power (dBm/1MHz)		31.61	32.02	31.62	31.67
Ant. Gain (dBi)		12.50	12.50	12.50	12.50
MIMO EIRP(dBm/1MHz)		44.11	<b>44.52</b>	44.12	44.17
EIRP Limit(W/1MHz)		1640.00	1640.00	1640.00	1640.00
EIRP Limit(dBm/1MHz)		62.15	62.15	62.15	62.15
Margin (dB)		-18.04	-17.63	-18.03	-17.97



**Table 7-135. Peak Power Spectral Density Table (B66\_10M+20M\_2C - Low Channel)**

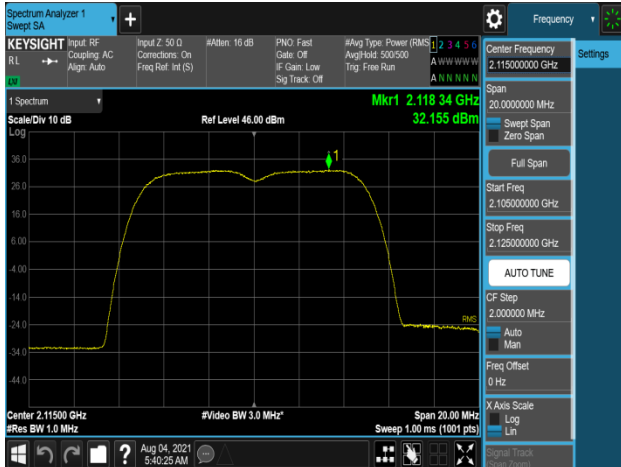
Mid Channel	Port	QPSK	16QAM	64QAM	256QAM
Conducted Power (dBm/1MHz)	0	25.83	26.04	25.68	25.70
	1	25.47	25.76	25.38	25.44
	2	25.36	25.81	25.45	25.47
	3	25.65	25.97	25.73	25.71
Total MIMO Conducted Power (mW/1MHz)		1445.30	1554.94	1439.50	1446.23
Total MIMO Conducted Power (dBm/1MHz)		31.60	31.92	31.58	31.60
Ant. Gain (dBi)		12.50	12.50	12.50	12.50
MIMO EIRP(dBm/1MHz)		44.10	<b>44.42</b>	44.08	44.10
EIRP Limit(W/1MHz)		1640.00	1640.00	1640.00	1640.00
EIRP Limit(dBm/1MHz)		62.15	62.15	62.15	62.15
Margin (dB)		-18.05	-17.73	-18.07	-18.05

**Table 7-136. Peak Power Spectral Density Table (B66\_10M+20M\_2C - Mid Channel)**

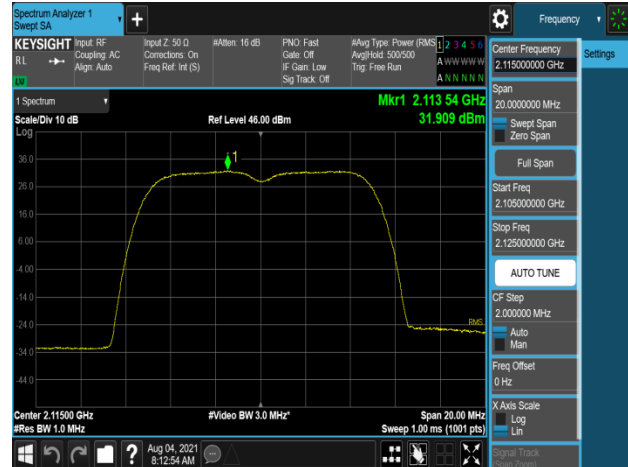
High Channel	Port	QPSK	16QAM	64QAM	256QAM
Conducted Power (dBm/1MHz)	0	25.73	26.36	25.96	26.03
	1	25.64	26.09	25.68	25.66
	2	25.66	26.13	25.81	25.79
	3	25.87	26.35	25.99	25.93
Total MIMO Conducted Power (mW/1MHz)		1495.29	1680.78	1542.55	1540.13
Total MIMO Conducted Power (dBm/1MHz)		31.75	32.26	31.88	31.88
Ant. Gain (dBi)		12.50	12.50	12.50	12.50
MIMO EIRP(dBm/1MHz)		44.25	<b>44.76</b>	44.38	44.38
EIRP Limit(W/1MHz)		1640.00	1640.00	1640.00	1640.00
EIRP Limit(dBm/1MHz)		62.15	62.15	62.15	62.15
Margin (dB)		-17.90	-17.39	-17.77	-17.77

**Table 7-137. Peak Power Spectral Density Table (B66\_10M+20M\_2C - High Channel)**

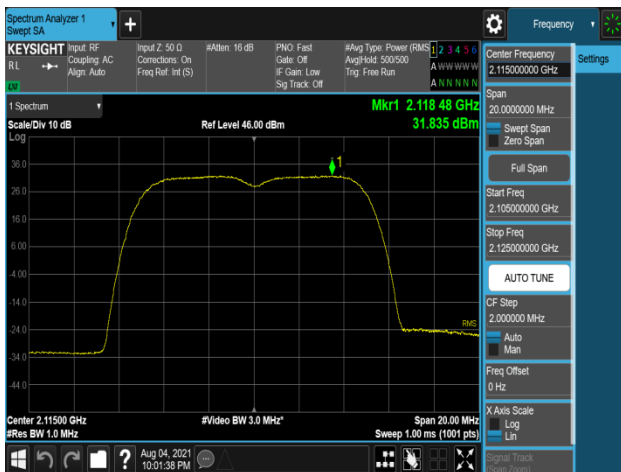
FCC ID: A3LRF4437D-25C	 PCTEST ENGINEERING LABORATORY, INC.	MEASUREMENT REPORT		Approved by: Technical Manager
Test Report S/N: 8K21071202-R2.A3L	Test Dates: 07/19/2021-08/13/2021	EUT Type: RRU(RF4437d)		Page 185 of 420



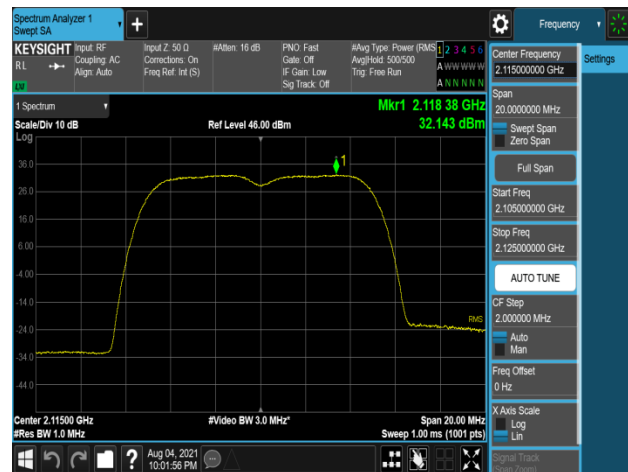
Plot 7-685. Peak Power Spectral Density Plot (B66\_5M+5M\_2C\_16QAM - Low Channel, Port 0)



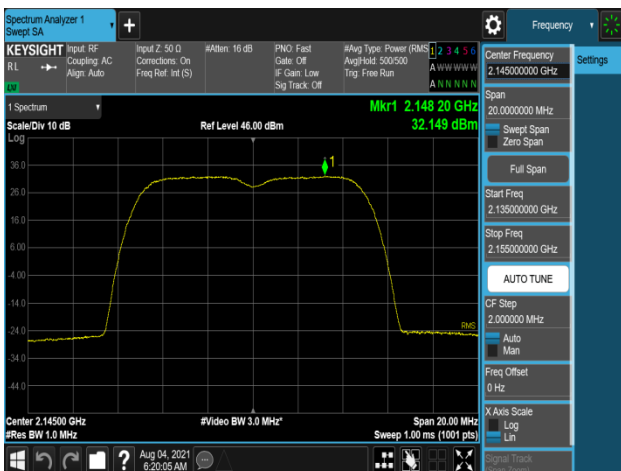
Plot 7-686. Peak Power Spectral Density Plot (B66\_5M+5M\_2C\_16QAM - Low Channel, Port 1)



Plot 7-687. Peak Power Spectral Density Plot (B66\_5M+5M\_2C\_16QAM - Low Channel, Port 2)





Plot 7-688. Peak Power Spectral Density Plot (B66\_5M+5M\_2C\_16QAM - Low Channel, Port 3)

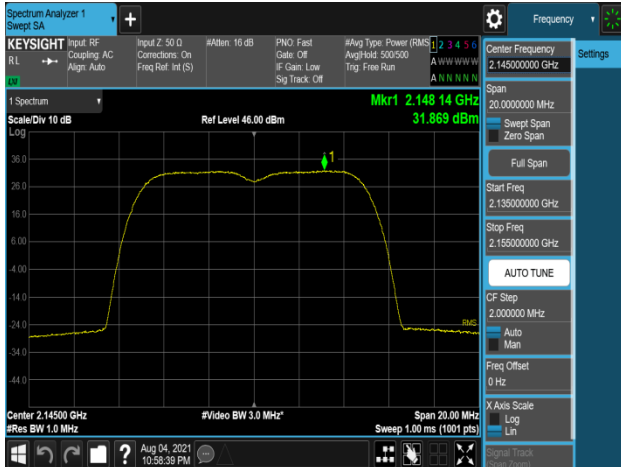


Plot 7-689. Peak Power Spectral Density Plot (B66\_5M+5M\_2C\_16QAM - Mid Channel, Port 0)

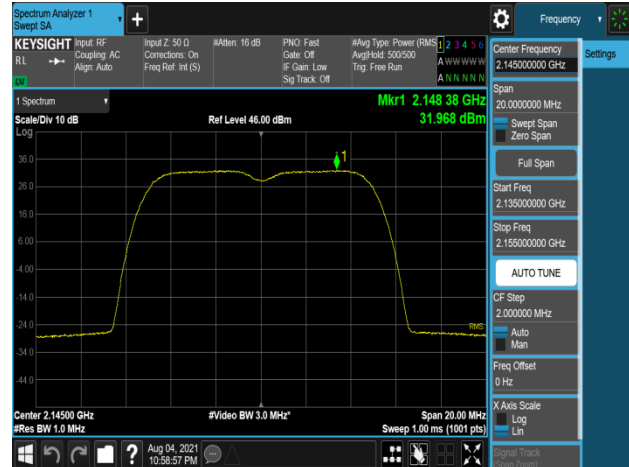


Plot 7-690. Peak Power Spectral Density Plot (B66\_5M+5M\_2C\_16QAM - Mid Channel, Port 1)

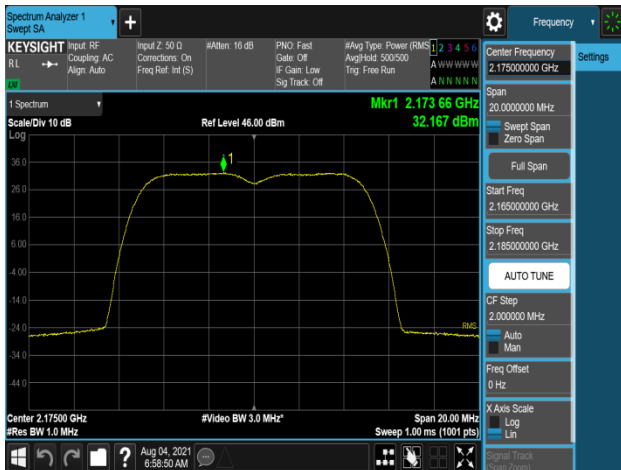
FCC ID: A3LRF4437D-25C		MEASUREMENT REPORT		Approved by: Technical Manager
Test Report S/N: 8K21071202-R2.A3L	Test Dates: 07/19/2021-08/13/2021	EUT Type: RRU(RF4437d)		Page 186 of 420



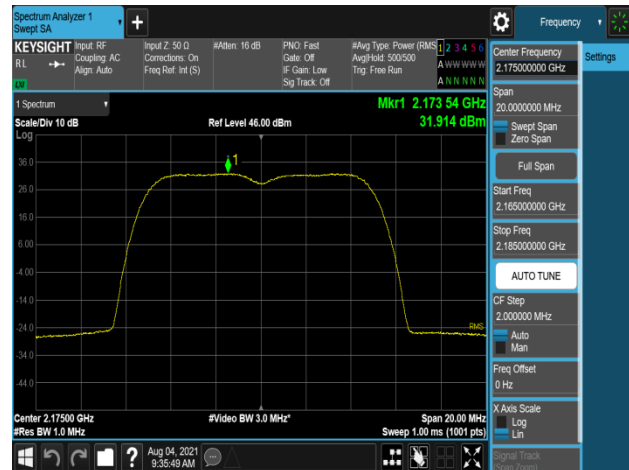
Plot 7-691. Peak Power Spectral Density Plot (B66\_5M+5M\_2C\_16QAM - Mid Channel, Port 2)



Plot 7-692. Peak Power Spectral Density Plot (B66\_5M+5M\_2C\_16QAM - Mid Channel, Port 3)



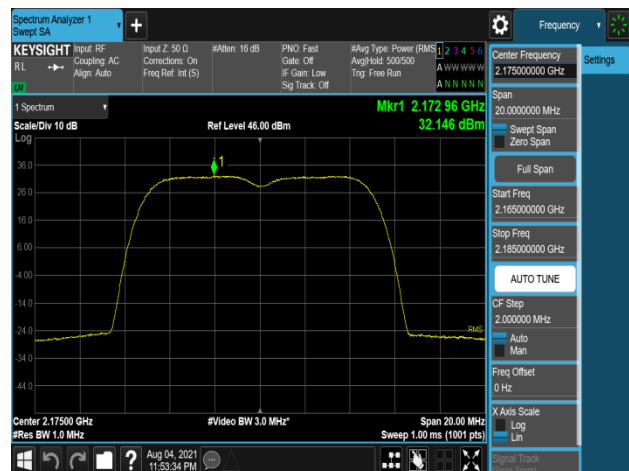
Plot 7-693. Peak Power Spectral Density Plot (B66\_5M+5M\_2C\_16QAM – High Channel, Port 0)



Plot 7-694. Peak Power Spectral Density Plot (B66\_5M+5M\_2C\_16QAM – High Channel, Port 1)

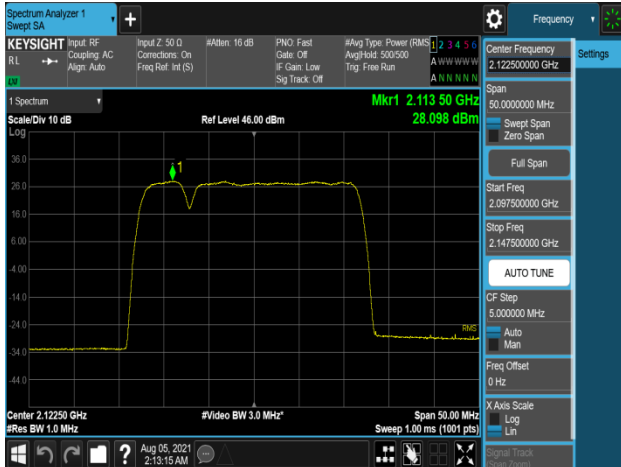


Plot 7-695. Peak Power Spectral Density Plot (B66\_5M+5M\_2C\_16QAM – High Channel, Port 2)

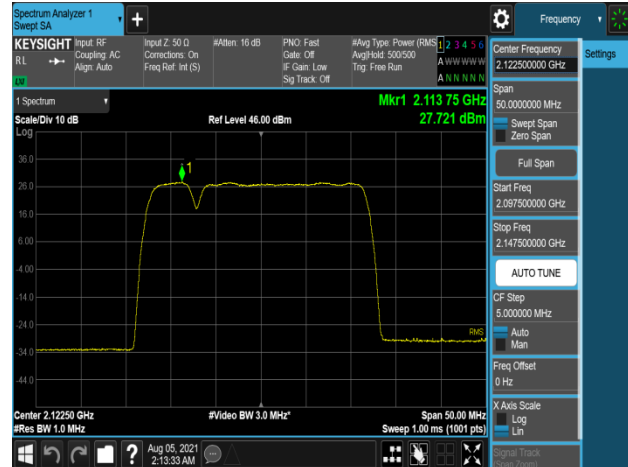


Plot 7-696. Peak Power Spectral Density Plot (B66\_5M+5M\_2C\_16QAM – High Channel, Port 3)

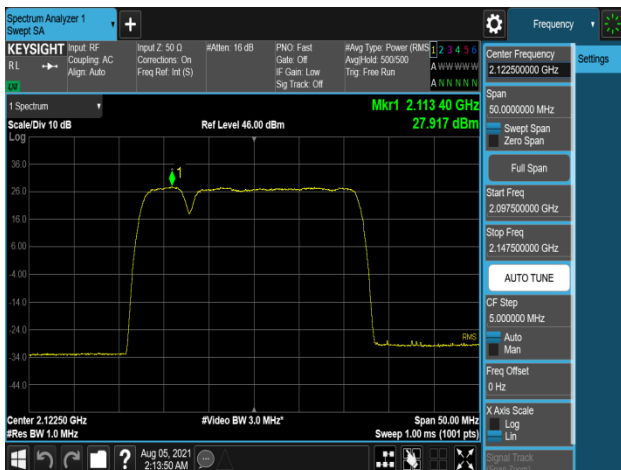
FCC ID: A3LRF4437D-25C		MEASUREMENT REPORT		Approved by: Technical Manager
Test Report S/N: 8K21071202-R2.A3L	Test Dates: 07/19/2021-08/13/2021	EUT Type: RRU(RF4437d)		Page 187 of 420



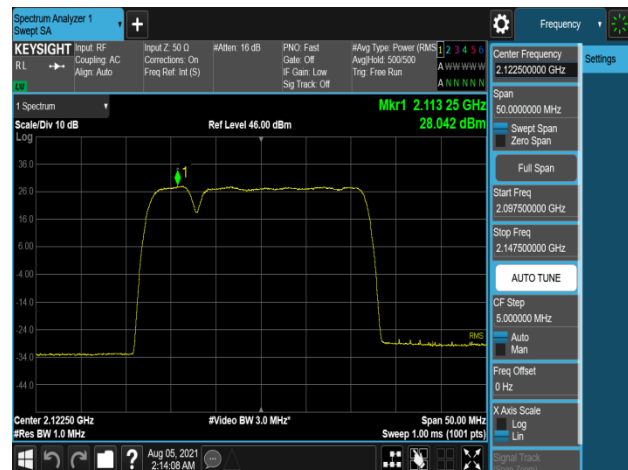
Plot 7-697. Peak Power Spectral Density Plot (B66\_5M+20M\_2C\_16QAM - Low Channel, Port 0)



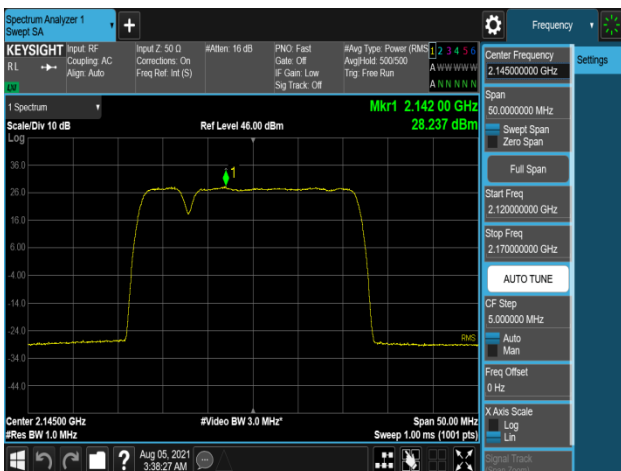
Plot 7-698. Peak Power Spectral Density Plot (B66\_5M+20M\_2C\_16QAM - Low Channel, Port 1)



Plot 7-699. Peak Power Spectral Density Plot (B66\_5M+20M\_2C\_16QAM - Low Channel, Port 2)



Plot 7-700. Peak Power Spectral Density Plot (B66\_5M+20M\_2C\_16QAM - Low Channel, Port 3)

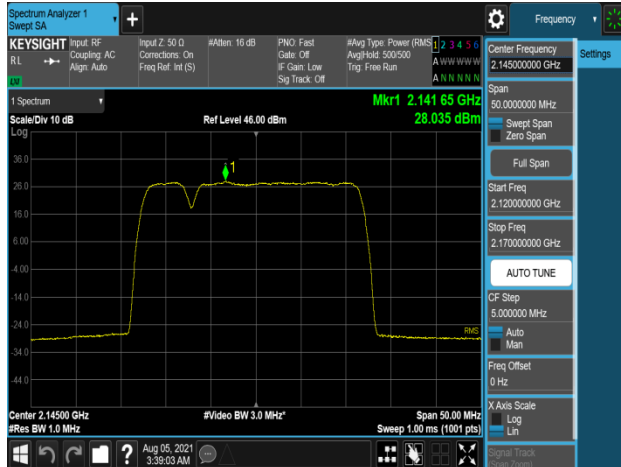


Plot 7-701. Peak Power Spectral Density Plot (B66\_5M+20M\_2C\_16QAM - Mid Channel, Port 0)

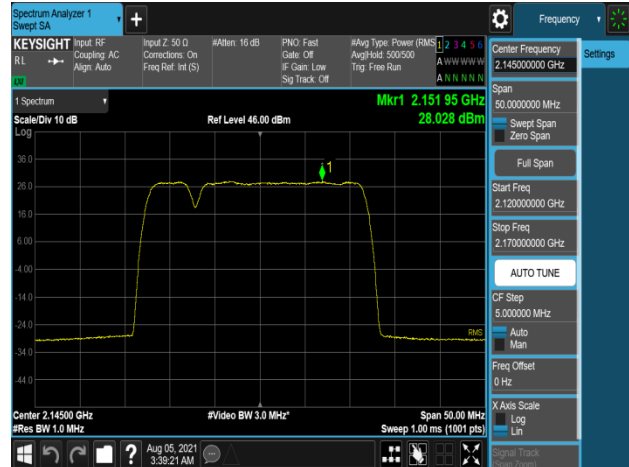


Plot 7-702. Peak Power Spectral Density Plot (B66\_5M+20M\_2C\_16QAM - Mid Channel, Port 1)

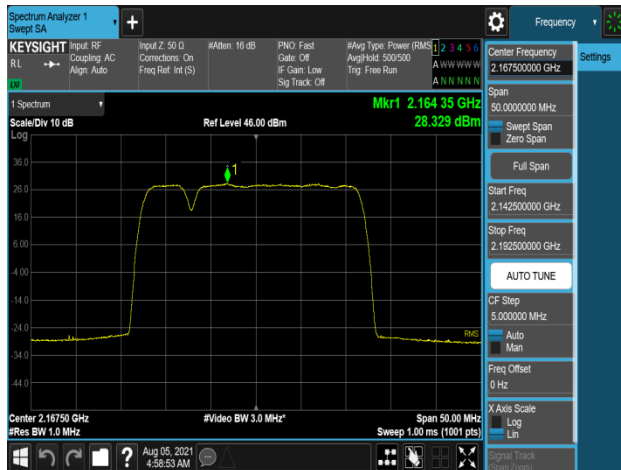
FCC ID: A3LRF4437D-25C	PCTEST ENGINEERING LABORATORY, INC.	MEASUREMENT REPORT		Approved by: Technical Manager
Test Report S/N: 8K21071202-R2.A3L	Test Dates: 07/19/2021-08/13/2021	EUT Type: RRU(RF4437d)		Page 188 of 420



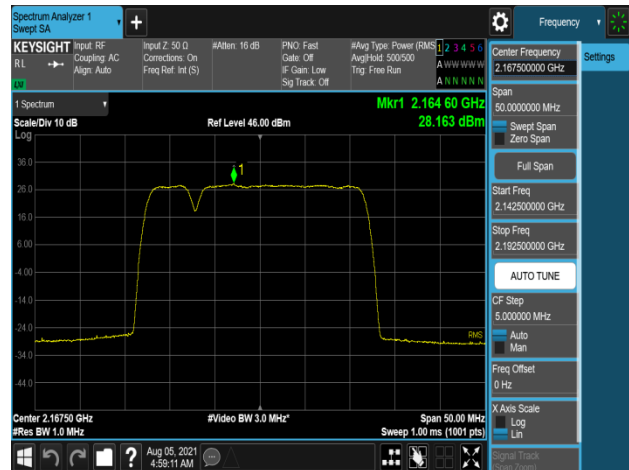
Plot 7-703. Peak Power Spectral Density Plot (B66\_5M+20M\_2C\_16QAM - Mid Channel, Port 2)



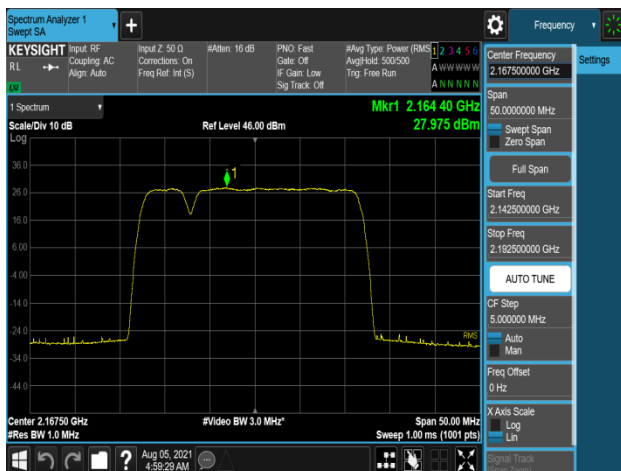
Plot 7-704. Peak Power Spectral Density Plot (B66\_5M+20M\_2C\_16QAM - Mid Channel, Port 3)



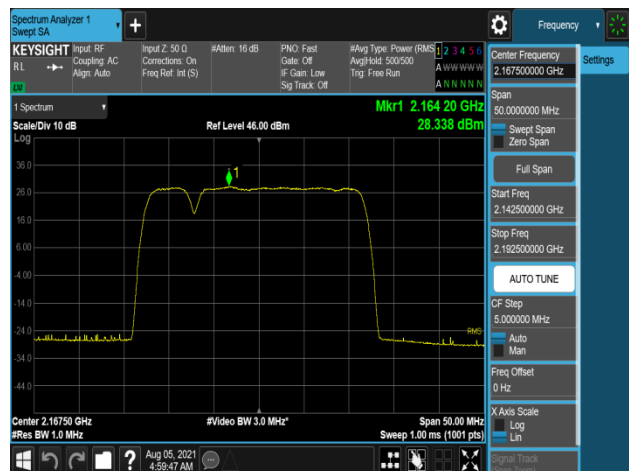
Plot 7-705. Peak Power Spectral Density Plot (B66\_5M+20M\_2C\_16QAM - High Channel, Port 0)



Plot 7-706. Peak Power Spectral Density Plot (B66\_5M+20M\_2C\_16QAM - High Channel, Port 1)



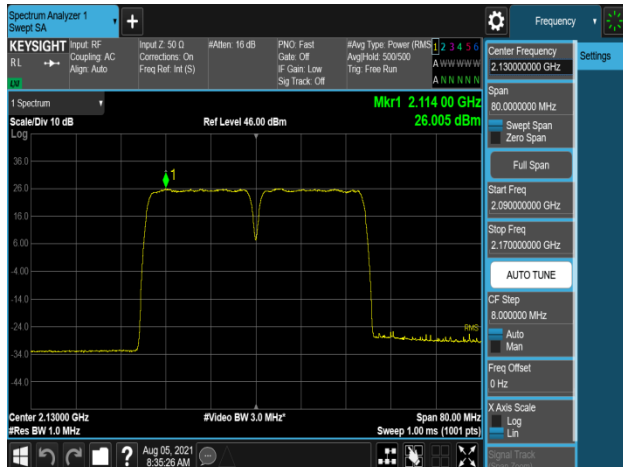
Plot 7-707. Peak Power Spectral Density Plot (B66\_5M+20M\_2C\_16QAM - High Channel, Port 2)



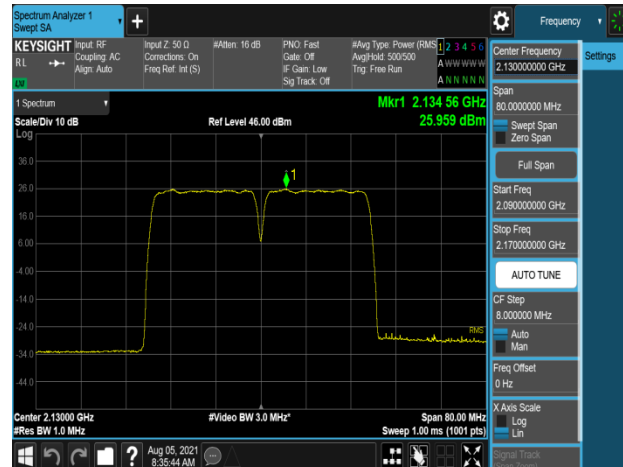
Plot 7-708. Peak Power Spectral Density Plot (B66\_5M+20M\_2C\_16QAM - High Channel, Port 3)

FCC ID: A3LRF4437D-25C		MEASUREMENT REPORT		Approved by: Technical Manager
Test Report S/N: 8K21071202-R2.A3L	Test Dates: 07/19/2021-08/13/2021	EUT Type: RRU(RF4437d)		Page 189 of 420

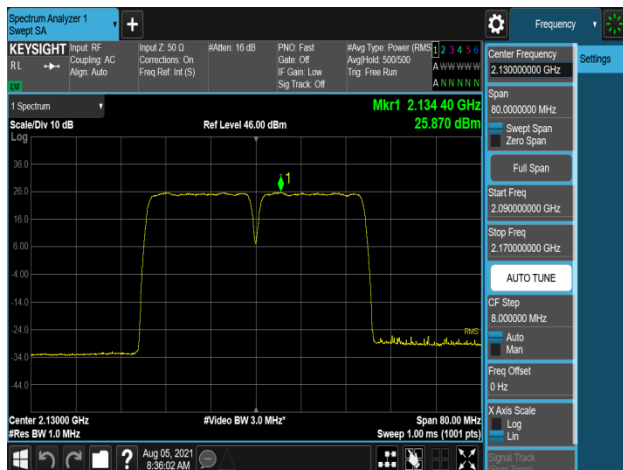




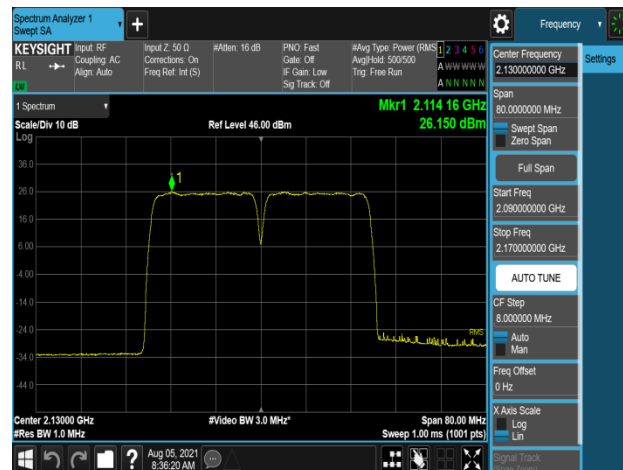
Plot 7-709. Peak Power Spectral Density Plot (B66\_10M+20M\_2C\_16QAM - Low Channel, Port 0)



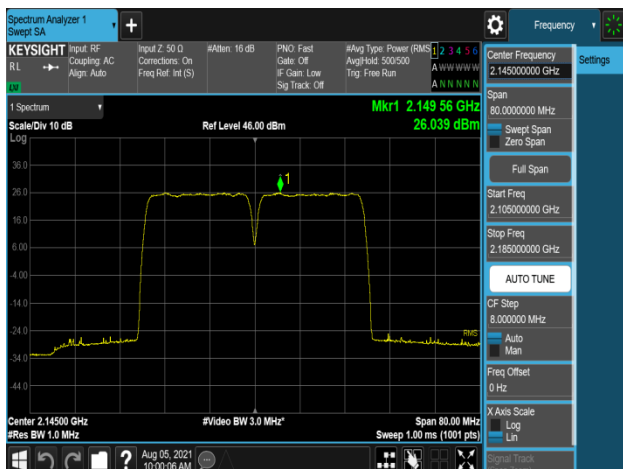
Plot 7-710. Peak Power Spectral Density Plot (B66\_10M+20M\_2C\_16QAM - Low Channel, Port 1)



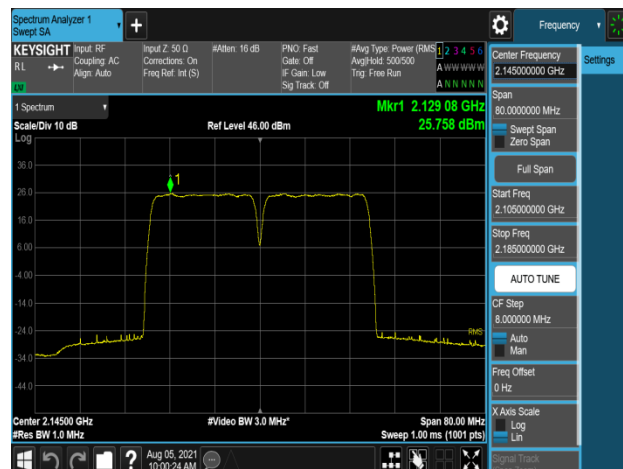
Plot 7-711. Peak Power Spectral Density Plot (B66\_10M+20M\_2C\_16QAM - Low Channel, Port 2)



Plot 7-712. Peak Power Spectral Density Plot (B66\_10M+20M\_2C\_16QAM - Low Channel, Port 3)

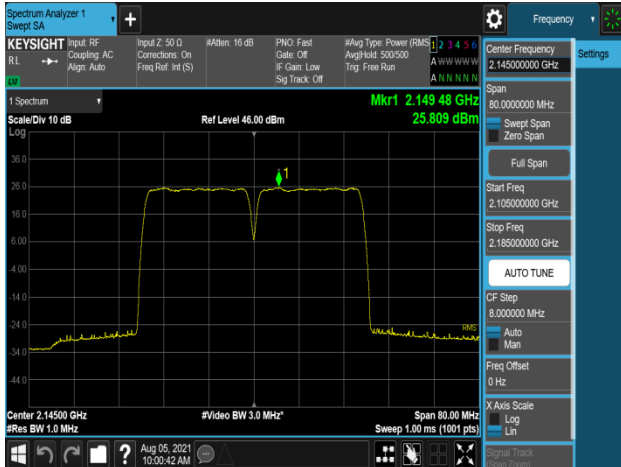


Plot 7-713. Peak Power Spectral Density Plot (B66\_10M+20M\_2C\_16QAM - Mid Channel, Port 0)

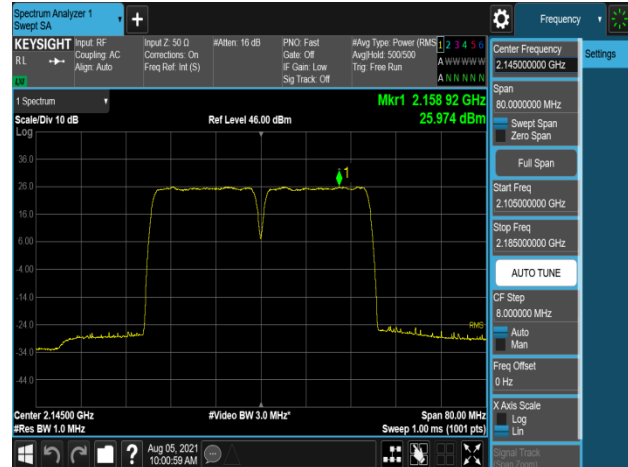


Plot 7-714. Peak Power Spectral Density Plot (B66\_10M+20M\_2C\_16QAM - Mid Channel, Port 1)

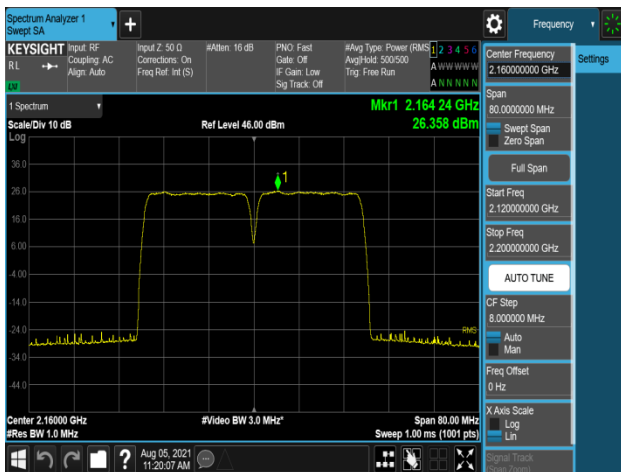
FCC ID: A3LRF4437D-25C		MEASUREMENT REPORT		Approved by: Technical Manager
Test Report S/N: 8K21071202-R2.A3L	Test Dates: 07/19/2021-08/13/2021	EUT Type: RRU(RF4437d)		Page 190 of 420



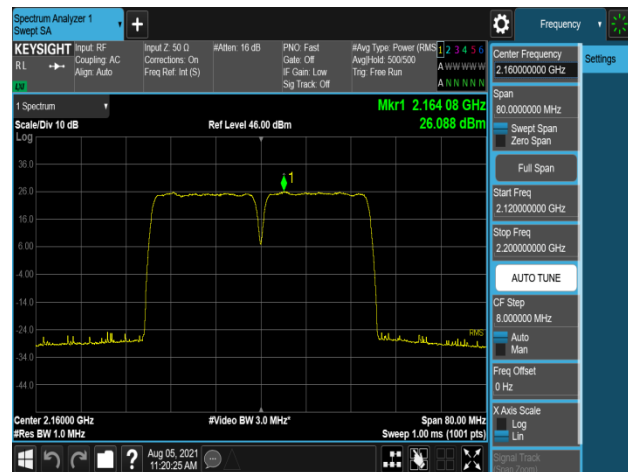
Plot 7-715. Peak Power Spectral Density Plot  
(B66\_10M+20M\_2C\_16QAM – Mid Channel, Port 2)



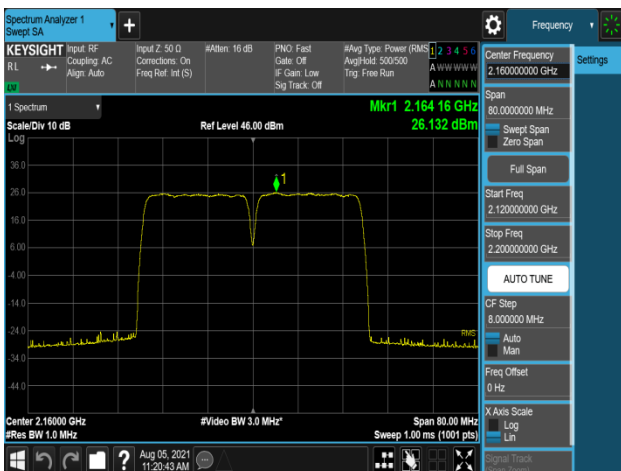
Plot 7-716. Peak Power Spectral Density Plot  
(B66\_10M+20M\_2C\_16QAM – Mid Channel, Port 3)



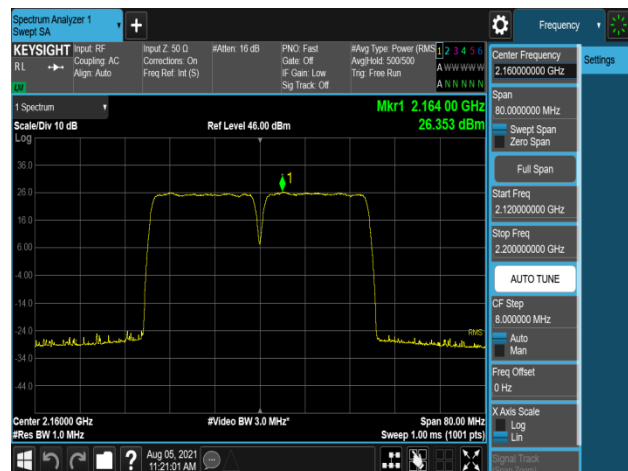
Plot 7-717. Peak Power Spectral Density Plot  
(B66\_10M+20M\_2C\_16QAM – High Channel, Port 0)





Plot 7-718. Peak Power Spectral Density Plot  
(B66\_10M+20M\_2C\_16QAM – High Channel, Port 1)



Plot 7-719. Peak Power Spectral Density Plot  
(B66\_10M+20M\_2C\_16QAM – High Channel, Port 2)



Plot 7-720. Peak Power Spectral Density Plot  
(B66\_10M+20M\_2C\_16QAM – High Channel, Port 3)

FCC ID: A3LRF4437D-25C		MEASUREMENT REPORT		Approved by: Technical Manager
Test Report S/N: 8K21071202-R2.A3L	Test Dates: 07/19/2021-08/13/2021	EUT Type: RRU(RF4437d)		Page 191 of 420

Low Channel	Port	QPSK	16QAM	64QAM	256QAM
Conducted Power (dBm/1MHz)	0	30.02	30.51	29.85	29.94
	1	29.52	30.00	29.55	29.61
	2	29.64	30.01	29.53	29.76
	3	29.97	30.32	29.81	29.91
Total MIMO Conducted Power (mW/1MHz)		3812.95	4204.45	3722.66	3824.61
Total MIMO Conducted Power (dBm/1MHz)		35.81	36.24	35.71	35.83
Ant. Gain (dBi)		12.50	12.50	12.50	12.50
MIMO EIRP(dBm/1MHz)		48.31	<b>48.74</b>	48.21	48.33
EIRP Limit(W/1MHz)		1640.00	1640.00	1640.00	1640.00
EIRP Limit(dBm/1MHz)		62.15	62.15	62.15	62.15
Margin (dB)		-13.84	-13.41	-13.94	-13.82



**Table 7-138. Peak Power Spectral Density Table (B66\_5M+5M+5M\_3C - Low Channel)**

Mid Channel	Port	QPSK	16QAM	64QAM	256QAM
Conducted Power (dBm/1MHz)	0	30.01	30.31	29.82	30.05
	1	29.76	30.02	29.73	29.69
	2	29.81	30.10	29.65	29.80
	3	29.90	30.30	29.95	29.94
Total MIMO Conducted Power (mW/1MHz)		3881.42	4172.19	3808.29	3884.15
Total MIMO Conducted Power (dBm/1MHz)		35.89	36.20	35.81	35.89
Ant. Gain (dBi)		12.50	12.50	12.50	12.50
MIMO EIRP(dBm/1MHz)		48.39	<b>48.70</b>	48.31	48.39
EIRP Limit(W/1MHz)		1640.00	1640.00	1640.00	1640.00
EIRP Limit(dBm/1MHz)		62.15	62.15	62.15	62.15
Margin (dB)		-13.76	-13.44	-13.84	-13.76

**Table 7-139. Peak Power Spectral Density Table (B66\_5M+5M+5M\_3C - Mid Channel)**

High Channel	Port	QPSK	16QAM	64QAM	256QAM
Conducted Power (dBm/1MHz)	0	29.92	30.30	30.02	30.11
	1	29.75	30.08	29.78	29.71
	2	29.73	30.20	29.87	29.94
	3	30.22	30.41	30.12	30.00
Total MIMO Conducted Power (mW/1MHz)		3917.97	4236.44	3954.18	3945.90
Total MIMO Conducted Power (dBm/1MHz)		35.93	36.27	35.97	35.96
Ant. Gain (dBi)		12.50	12.50	12.50	12.50
MIMO EIRP(dBm/1MHz)		48.43	<b>48.77</b>	48.47	48.46
EIRP Limit(W/1MHz)		1640.00	1640.00	1640.00	1640.00
EIRP Limit(dBm/1MHz)		62.15	62.15	62.15	62.15
Margin (dB)		-13.72	-13.38	-13.68	-13.69

**Table 7-140. Peak Power Spectral Density Table (B66\_5M+5M+5M\_3C - High Channel)**

FCC ID: A3LRF4437D-25C		MEASUREMENT REPORT		Approved by: Technical Manager
Test Report S/N: 8K21071202-R2.A3L	Test Dates: 07/19/2021-08/13/2021	EUT Type: RRU(RF4437d)		Page 192 of 420

Low Channel	Port	QPSK	16QAM	64QAM	256QAM
Conducted Power (dBm/1MHz)	0	26.94	27.19	27.07	27.05
	1	26.69	26.98	26.66	26.62
	2	26.62	27.09	26.84	26.64
	3	27.00	27.49	26.97	26.98
Total MIMO Conducted Power (mW/1MHz)		1919.81	2094.27	1954.68	1925.25
Total MIMO Conducted Power (dBm/1MHz)		32.83	33.21	32.91	32.84
Ant. Gain (dBi)		12.50	12.50	12.50	12.50
MIMO EIRP(dBm/1MHz)		45.33	<b>45.71</b>	45.41	45.34
EIRP Limit(W/1MHz)		1640.00	1640.00	1640.00	1640.00
EIRP Limit(dBm/1MHz)		62.15	62.15	62.15	62.15
Margin (dB)		-16.82	-16.44	-16.74	-16.80



**Table 7-141. Peak Power Spectral Density Table (B66\_5M+5M+20M\_3C - Low Channel)**

Mid Channel	Port	QPSK	16QAM	64QAM	256QAM
Conducted Power (dBm/1MHz)	0	26.93	27.25	26.95	26.82
	1	26.54	27.06	26.61	26.66
	2	26.67	27.17	26.73	26.57
	3	26.84	27.34	26.98	27.02
Total MIMO Conducted Power (mW/1MHz)		1890.66	2102.72	1923.13	1902.23
Total MIMO Conducted Power (dBm/1MHz)		32.77	33.23	32.84	32.79
Ant. Gain (dBi)		12.50	12.50	12.50	12.50
MIMO EIRP(dBm/1MHz)		45.27	<b>45.73</b>	45.34	45.29
EIRP Limit(W/1MHz)		1640.00	1640.00	1640.00	1640.00
EIRP Limit(dBm/1MHz)		62.15	62.15	62.15	62.15
Margin (dB)		-16.88	-16.42	-16.81	-16.86

**Table 7-142. Peak Power Spectral Density Table (B66\_5M+5M+20M\_3C - Mid Channel)**

High Channel	Port	QPSK	16QAM	64QAM	256QAM
Conducted Power (dBm/1MHz)	0	27.14	27.50	27.12	27.18
	1	26.93	27.44	26.99	26.98
	2	27.00	27.30	27.03	27.09
	3	27.17	27.84	27.17	27.20
Total MIMO Conducted Power (mW/1MHz)		2034.45	2261.58	2042.30	2056.83
Total MIMO Conducted Power (dBm/1MHz)		33.08	33.54	33.10	33.13
Ant. Gain (dBi)		12.50	12.50	12.50	12.50
MIMO EIRP(dBm/1MHz)		45.58	<b>46.04</b>	45.60	45.63
EIRP Limit(W/1MHz)		1640.00	1640.00	1640.00	1640.00
EIRP Limit(dBm/1MHz)		62.15	62.15	62.15	62.15
Margin (dB)		-16.56	-16.10	-16.55	-16.52

**Table 7-143. Peak Power Spectral Density Table (B66\_5M+5M+20M\_3C - High Channel)**

FCC ID: A3LRF4437D-25C		MEASUREMENT REPORT		Approved by: Technical Manager
Test Report S/N: 8K21071202-R2.A3L	Test Dates: 07/19/2021-08/13/2021	EUT Type: RRU(RF4437d)		Page 193 of 420

Low Channel	Port	QPSK	16QAM	64QAM	256QAM
Conducted Power (dBm/1MHz)	0	25.88	26.26	25.69	25.75
	1	25.65	26.01	25.38	25.41
	2	25.46	25.95	25.40	25.48
	3	25.65	26.19	25.84	25.73
Total MIMO Conducted Power (mW/1MHz)		1473.28	1630.97	1446.93	1450.31
Total MIMO Conducted Power (dBm/1MHz)		31.68	32.12	31.60	31.61
Ant. Gain (dBi)		12.50	12.50	12.50	12.50
MIMO EIRP(dBm/1MHz)		44.18	<b>44.62</b>	44.10	44.11
EIRP Limit(W/1MHz)		1640.00	1640.00	1640.00	1640.00
EIRP Limit(dBm/1MHz)		62.15	62.15	62.15	62.15
Margin (dB)		-17.97	-17.52	-18.04	-18.03



**Table 7-144. Peak Power Spectral Density Table (B66\_5M+15M+20M\_3C - Low Channel)**

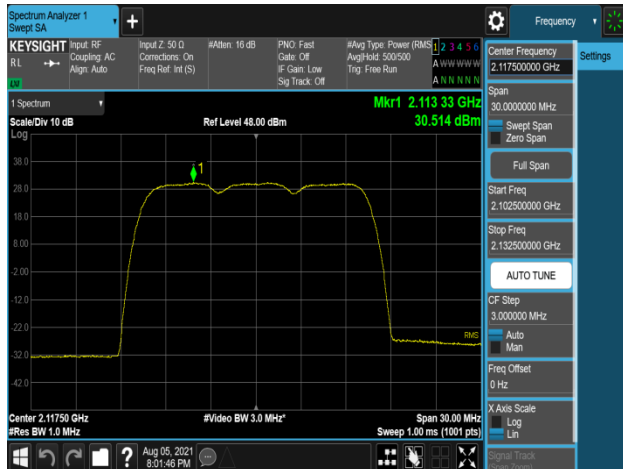
Mid Channel	Port	QPSK	16QAM	64QAM	256QAM
Conducted Power (dBm/1MHz)	0	25.84	26.30	25.87	25.70
	1	25.65	26.04	25.42	25.48
	2	25.54	25.99	25.60	25.48
	3	25.69	26.36	25.78	25.82
Total MIMO Conducted Power (mW/1MHz)		1479.76	1657.84	1476.47	1460.25
Total MIMO Conducted Power (dBm/1MHz)		31.70	32.20	31.69	31.64
Ant. Gain (dBi)		12.50	12.50	12.50	12.50
MIMO EIRP(dBm/1MHz)		44.20	<b>44.70</b>	44.19	44.14
EIRP Limit(W/1MHz)		1640.00	1640.00	1640.00	1640.00
EIRP Limit(dBm/1MHz)		62.15	62.15	62.15	62.15
Margin (dB)		-17.95	-17.45	-17.96	-18.00

**Table 7-145. Peak Power Spectral Density Table (B66\_5M+15M+20M\_3C - Mid Channel)**

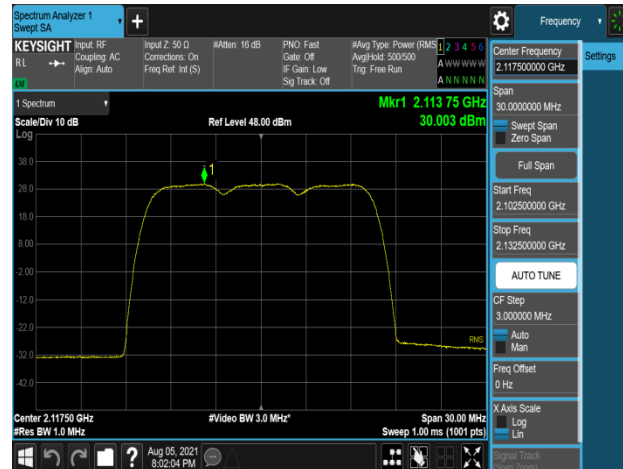
High Channel	Port	QPSK	16QAM	64QAM	256QAM
Conducted Power (dBm/1MHz)	0	26.06	26.50	25.90	25.92
	1	25.89	26.31	25.71	25.80
	2	25.85	26.24	25.75	25.75
	3	26.04	26.47	26.04	26.13
Total MIMO Conducted Power (mW/1MHz)		1577.46	1737.79	1538.91	1557.36
Total MIMO Conducted Power (dBm/1MHz)		31.98	32.40	31.87	31.92
Ant. Gain (dBi)		12.50	12.50	12.50	12.50
MIMO EIRP(dBm/1MHz)		44.48	<b>44.90</b>	44.37	44.42
EIRP Limit(W/1MHz)		1640.00	1640.00	1640.00	1640.00
EIRP Limit(dBm/1MHz)		62.15	62.15	62.15	62.15
Margin (dB)		-17.67	-17.25	-17.78	-17.72

**Table 7-146. Peak Power Spectral Density Table (B66\_5M+15M+20M\_3C - High Channel)**

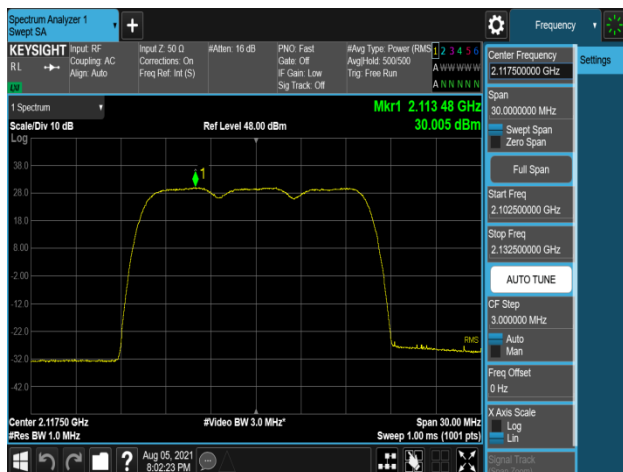
FCC ID: A3LRF4437D-25C	 PCTEST ENGINEERING LABORATORY, INC.	MEASUREMENT REPORT		Approved by: Technical Manager
Test Report S/N: 8K21071202-R2.A3L	Test Dates: 07/19/2021-08/13/2021	EUT Type: RRU(RF4437d)		Page 194 of 420



Plot 7-721. Peak Power Spectral Density Plot (B66\_5M+5M+5M\_3C\_16QAM - Low Channel, Port 0)



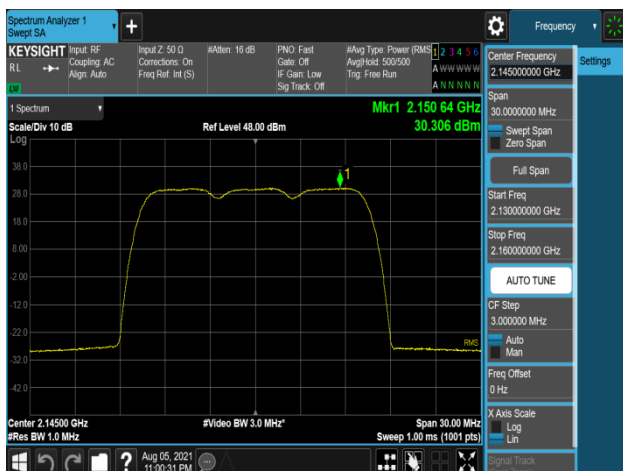
Plot 7-722. Peak Power Spectral Density Plot (B66\_5M+5M+5M\_3C\_16QAM - Low Channel, Port 1)



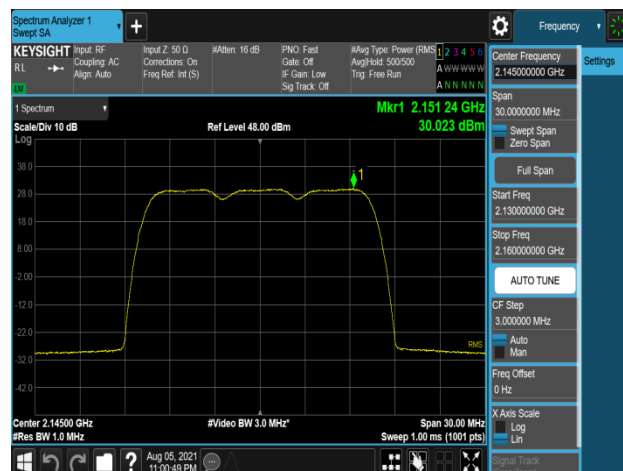
Plot 7-723. Peak Power Spectral Density Plot (B66\_5M+5M+5M\_3C\_16QAM - Low Channel, Port 2)



Plot 7-724. Peak Power Spectral Density Plot (B66\_5M+5M+5M\_3C\_16QAM - Low Channel, Port 3)

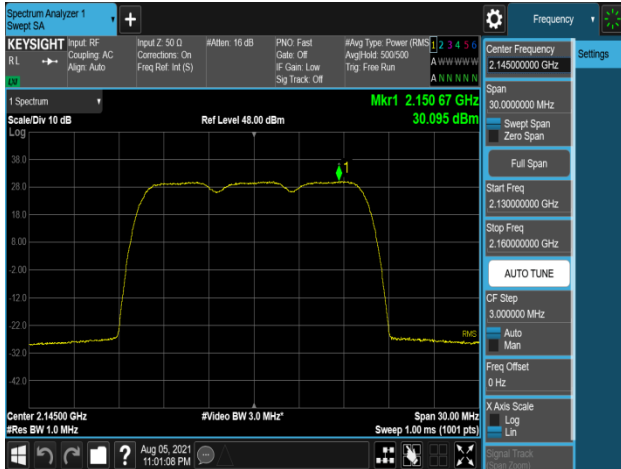


Plot 7-725. Peak Power Spectral Density Plot (B66\_5M+5M+5M\_3C\_16QAM - Mid Channel, Port 0)

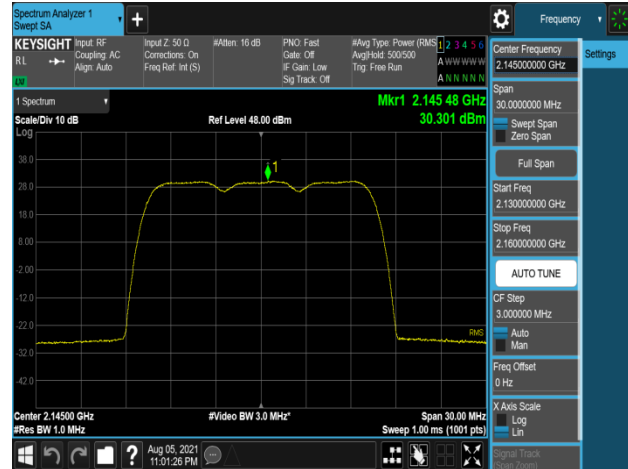


Plot 7-726. Peak Power Spectral Density Plot (B66\_5M+5M+5M\_3C\_16QAM - Mid Channel, Port 1)

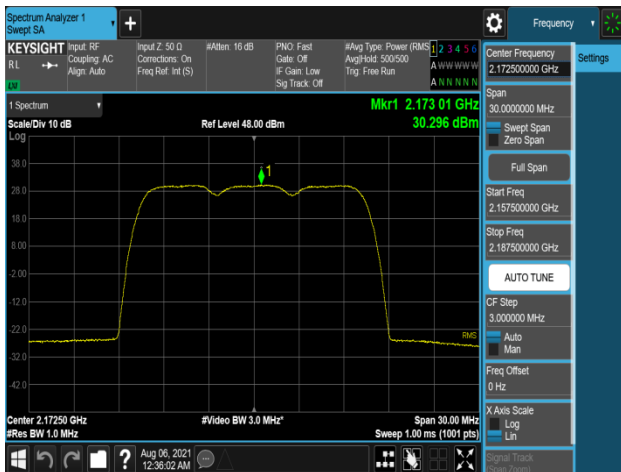
FCC ID: A3LRF4437D-25C		MEASUREMENT REPORT		Approved by: Technical Manager
Test Report S/N: 8K21071202-R2.A3L	Test Dates: 07/19/2021-08/13/2021	EUT Type: RRU(RF4437d)		Page 195 of 420



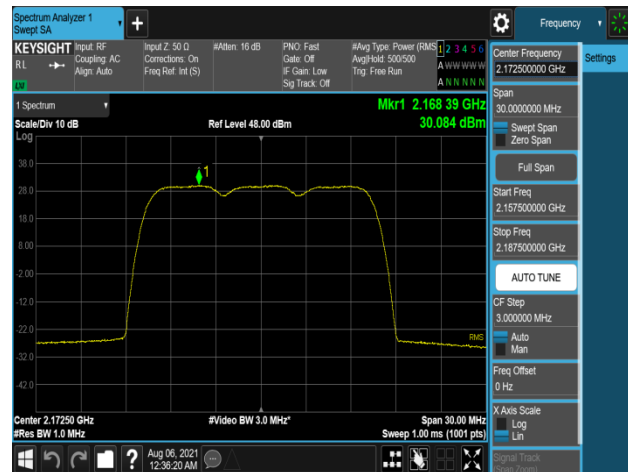
Plot 7-727. Peak Power Spectral Density Plot (B66\_5M+5M+5M\_3C\_16QAM - Mid Channel, Port 2)



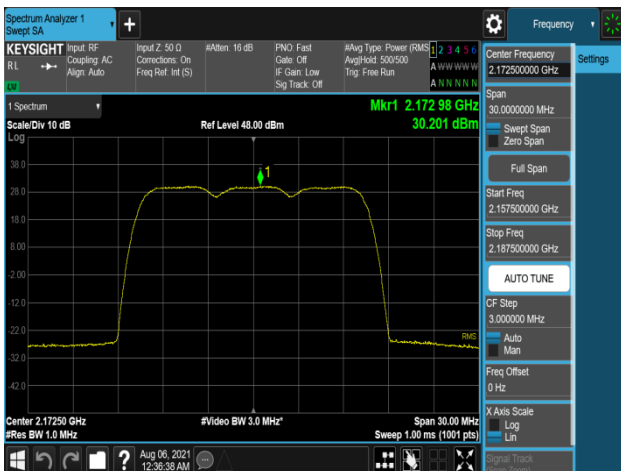
Plot 7-728. Peak Power Spectral Density Plot (B66\_5M+5M+5M\_3C\_16QAM - Mid Channel, Port 3)



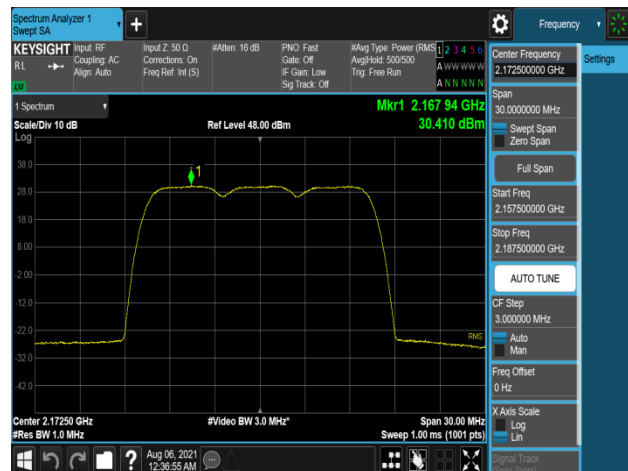
Plot 7-729. Peak Power Spectral Density Plot (B66\_5M+5M+5M\_3C\_16QAM - High Channel, Port 0)





Plot 7-730. Peak Power Spectral Density Plot (B66\_5M+5M+5M\_3C\_16QAM - High Channel, Port 1)



Plot 7-731. Peak Power Spectral Density Plot (B66\_5M+5M+5M\_3C\_16QAM - High Channel, Port 2)



Plot 7-732. Peak Power Spectral Density Plot (B66\_5M+5M+5M\_3C\_16QAM - High Channel, Port 3)

FCC ID: A3LRF4437D-25C		MEASUREMENT REPORT		Approved by: Technical Manager
Test Report S/N: 8K21071202-R2.A3L	Test Dates: 07/19/2021-08/13/2021	EUT Type: RRU(RF4437d)		Page 196 of 420