

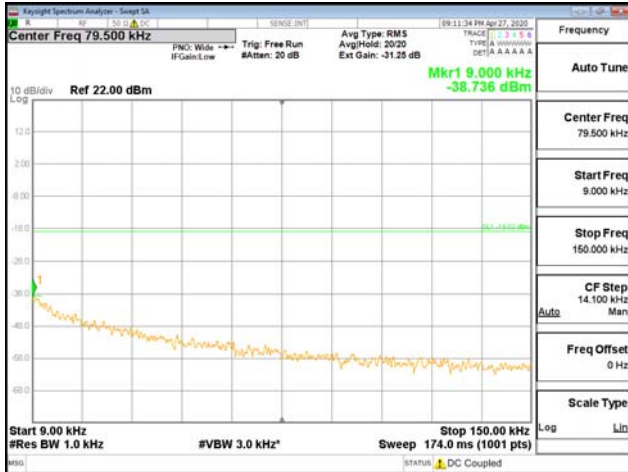


CTK Co., Ltd.
 (Ho-dong), 113, Yejik-ro, Cheoin-gu,
 Yongin-si, Gyeonggi-do, Korea
 Tel: +82-31-339-9970
 Fax: +82-31-624-9501

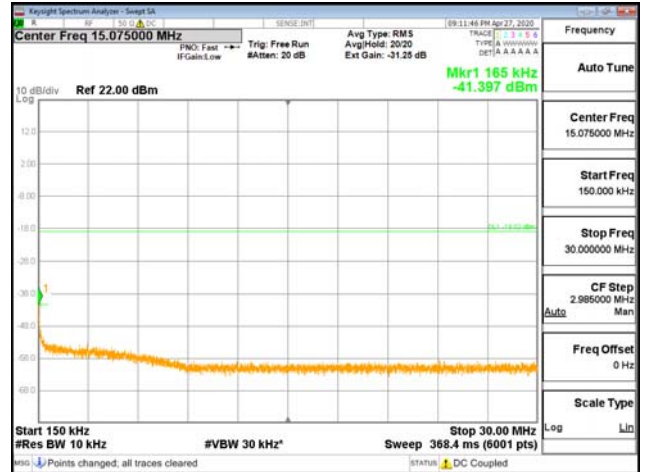
Report No.:
 CTK-2020-01890
 Page (100) / (146) Pages

**BW 10MHz, Bottom, 64QAM
 ANTO**

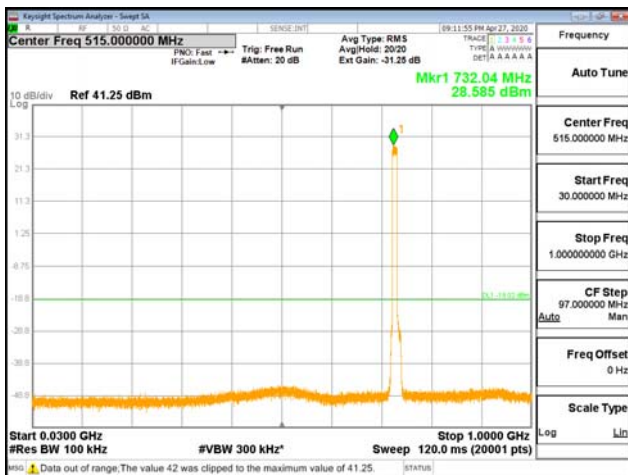
9 kHz - 150 kHz



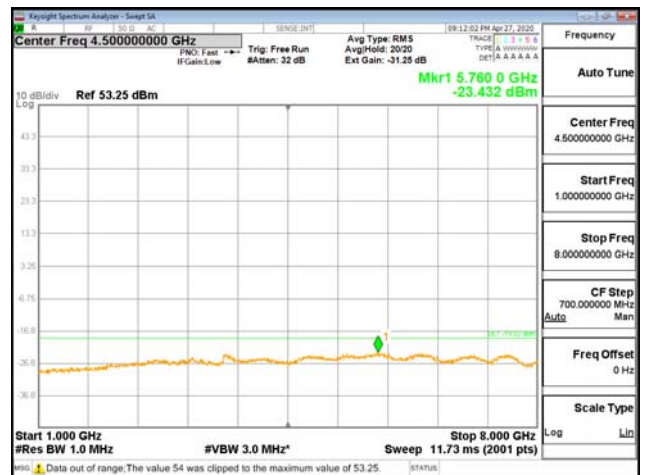
150 kHz - 30 MHz



30 MHz - 1000 MHz



1000 MHz - 8000 MHz



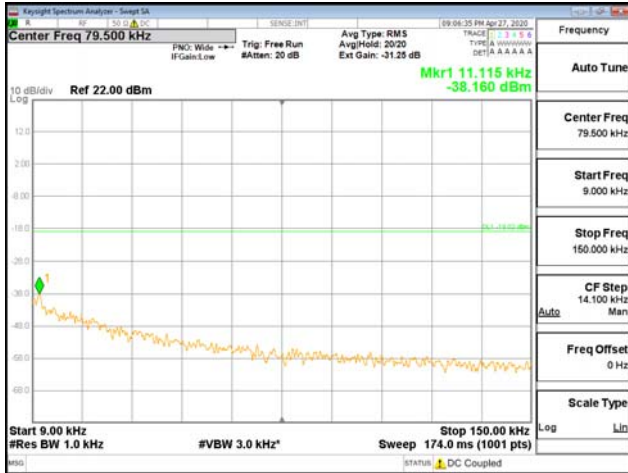


CTK Co., Ltd.
 (Ho-dong), 113, Yejik-ro, Cheoin-gu,
 Yongin-si, Gyeonggi-do, Korea
 Tel: +82-31-339-9970
 Fax: +82-31-624-9501

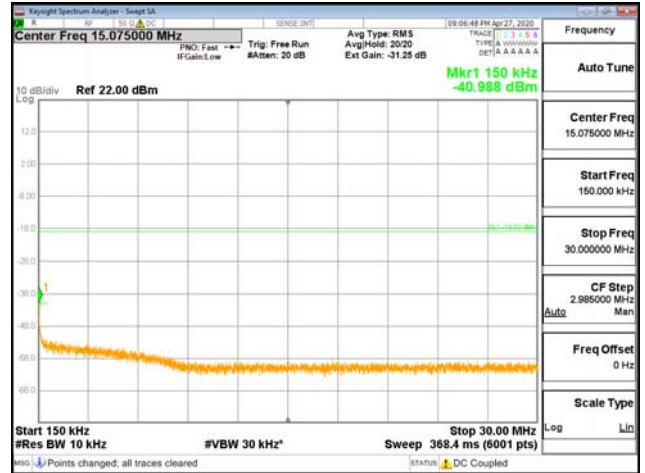
Report No.:
 CTK-2020-01890
 Page (101) / (146) Pages

ANT1

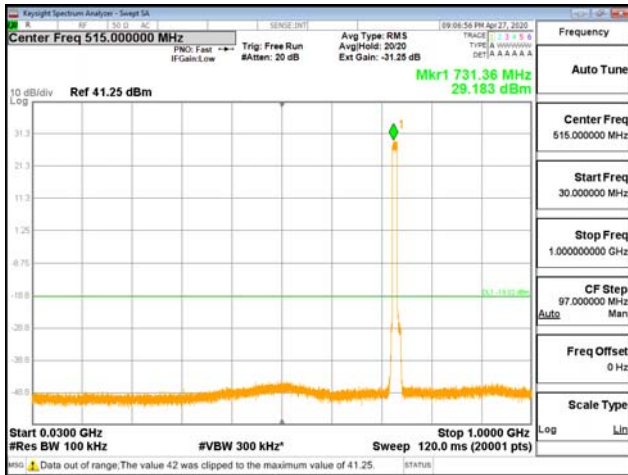
9 kHz - 150 kHz



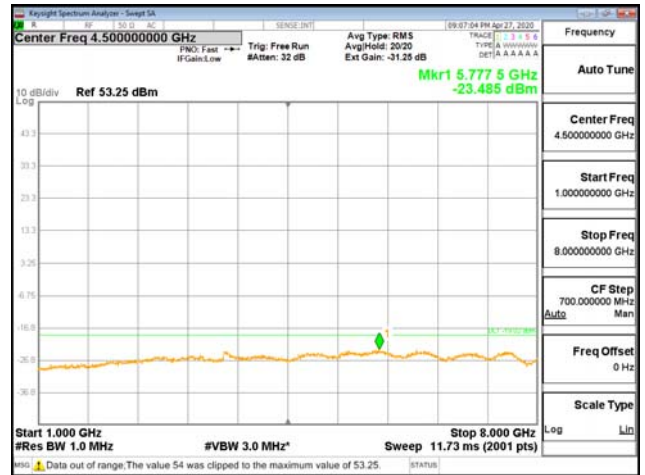
150 kHz - 30 MHz



30 MHz - 1000 MHz



1000 MHz - 8000 MHz



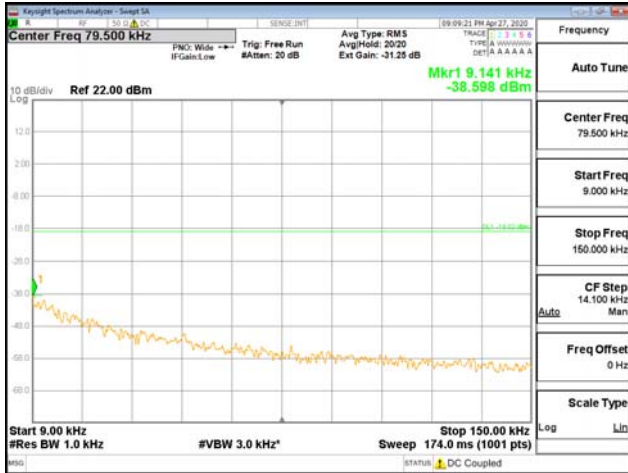


CTK Co., Ltd.
 (Ho-dong), 113, Yejik-ro, Cheoin-gu,
 Yongin-si, Gyeonggi-do, Korea
 Tel: +82-31-339-9970
 Fax: +82-31-624-9501

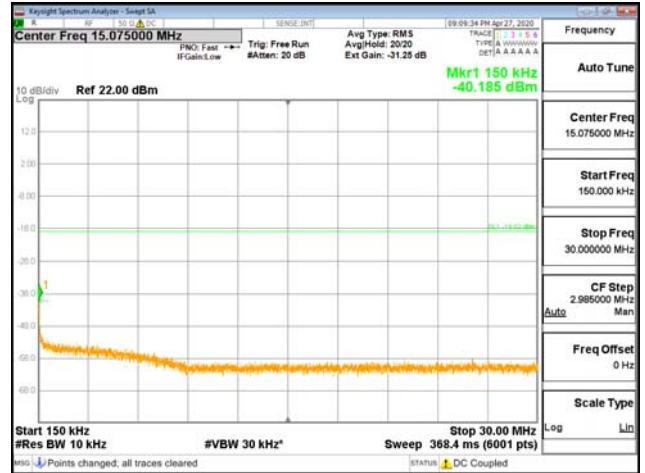
Report No.:
 CTK-2020-01890
 Page (102) / (146) Pages

ANT2

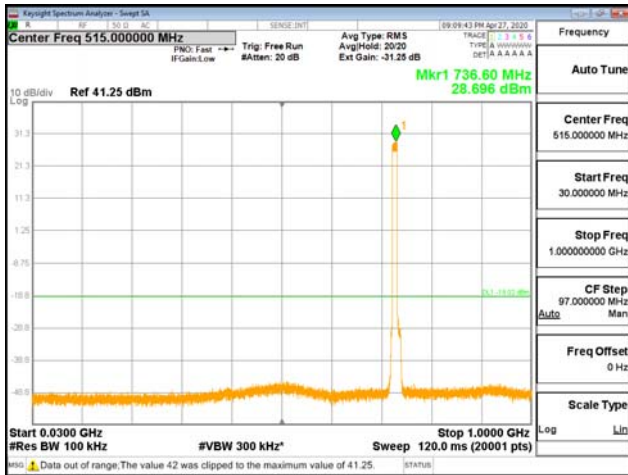
9 kHz - 150 kHz



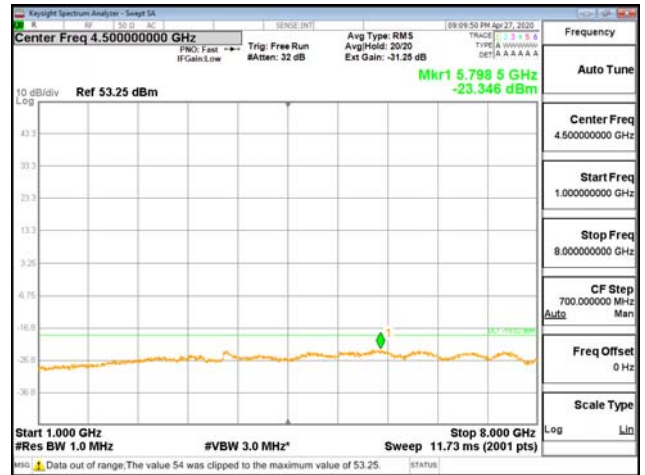
150 kHz - 30 MHz



30 MHz - 1000 MHz



1000 MHz - 8000 MHz



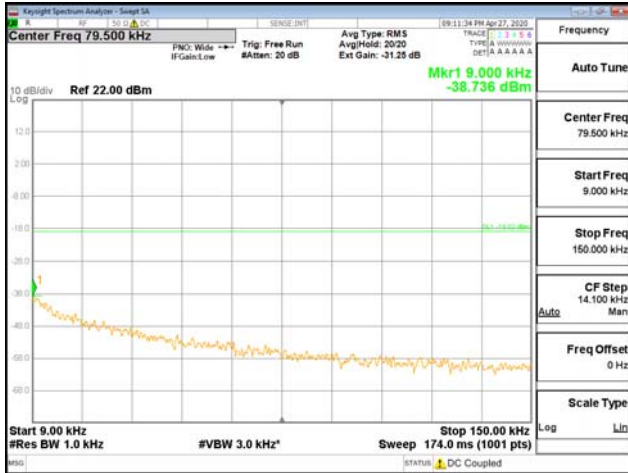


CTK Co., Ltd.
 (Ho-dong), 113, Yejik-ro, Cheoin-gu,
 Yongin-si, Gyeonggi-do, Korea
 Tel: +82-31-339-9970
 Fax: +82-31-624-9501

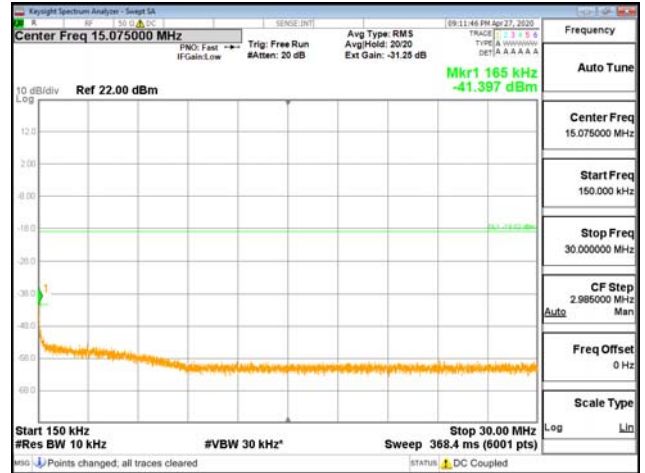
Report No.:
 CTK-2020-01890
 Page (103) / (146) Pages

ANT3

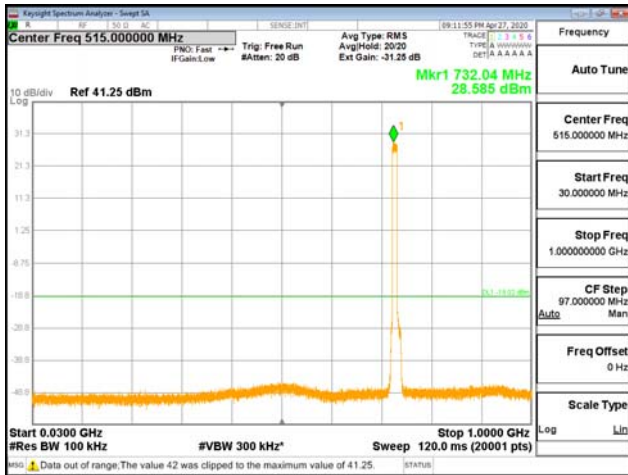
9 kHz - 150 kHz



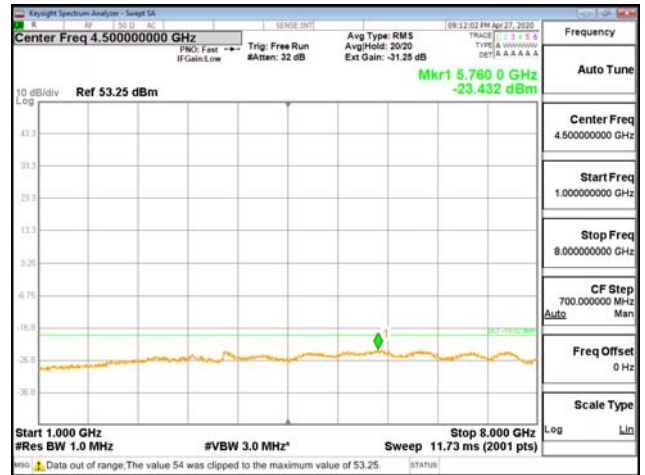
150 kHz - 30 MHz



30 MHz - 1000 MHz



1000 MHz - 8000 MHz



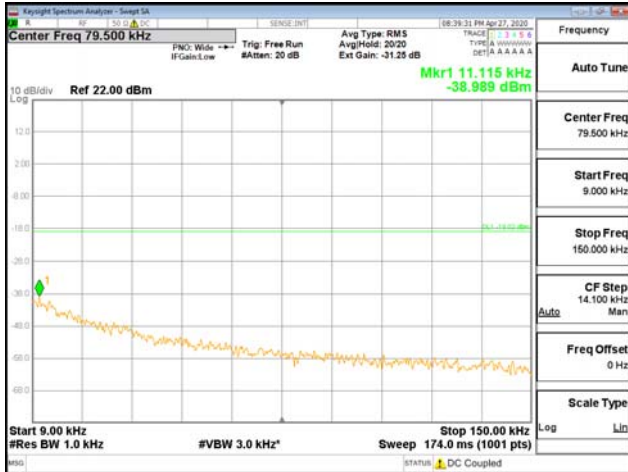


CTK Co., Ltd.
 (Ho-dong), 113, Yejik-ro, Cheoin-gu,
 Yongin-si, Gyeonggi-do, Korea
 Tel: +82-31-339-9970
 Fax: +82-31-624-9501

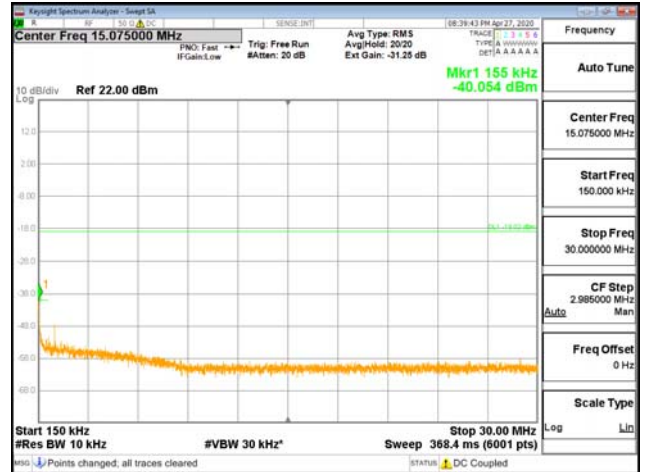
Report No.:
 CTK-2020-01890
 Page (104) / (146) Pages

**BW 10MHz, Middle, QPSK
 ANTO**

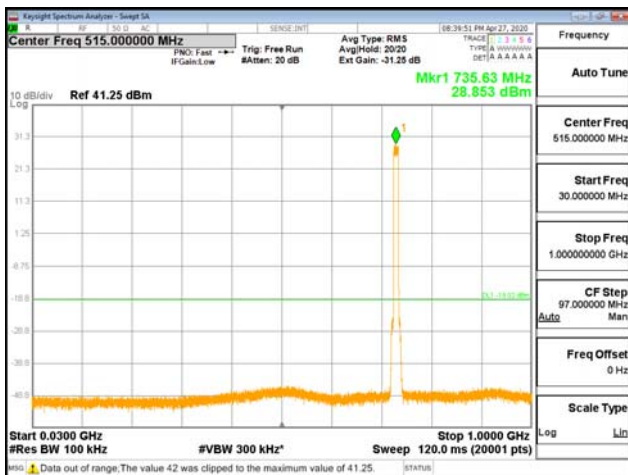
9 kHz - 150 kHz



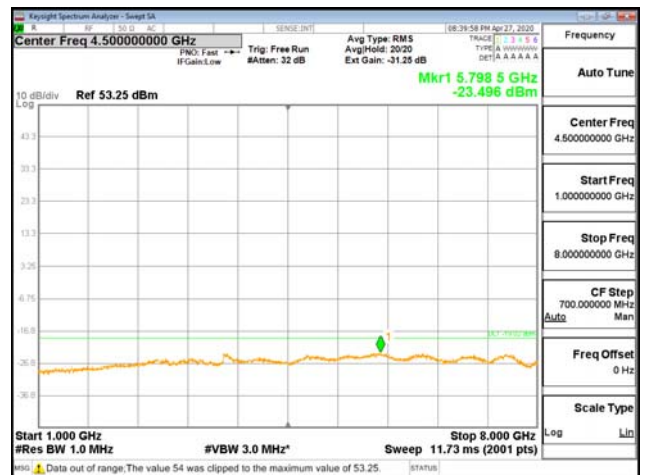
150 kHz - 30 MHz



30 MHz - 1000 MHz



1000 MHz - 8000 MHz



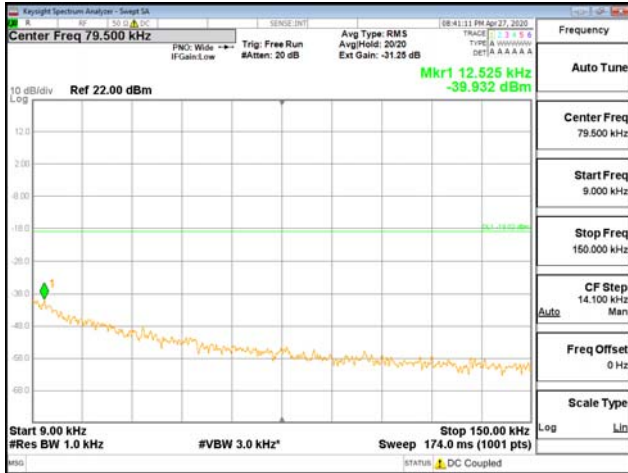


CTK Co., Ltd.
 (Ho-dong), 113, Yejik-ro, Cheoin-gu,
 Yongin-si, Gyeonggi-do, Korea
 Tel: +82-31-339-9970
 Fax: +82-31-624-9501

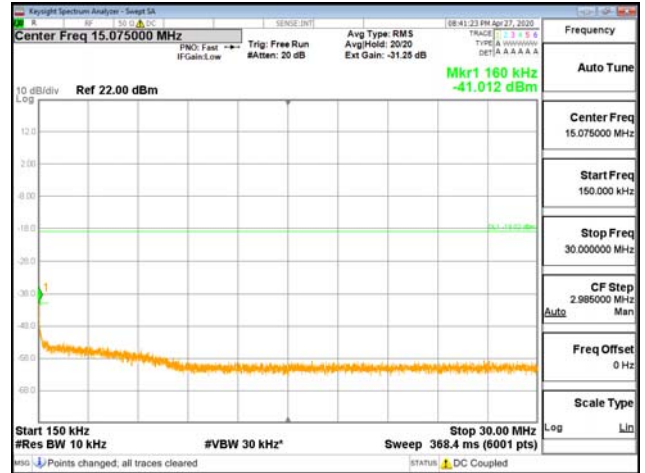
Report No.:
 CTK-2020-01890
 Page (105) / (146) Pages

ANT1

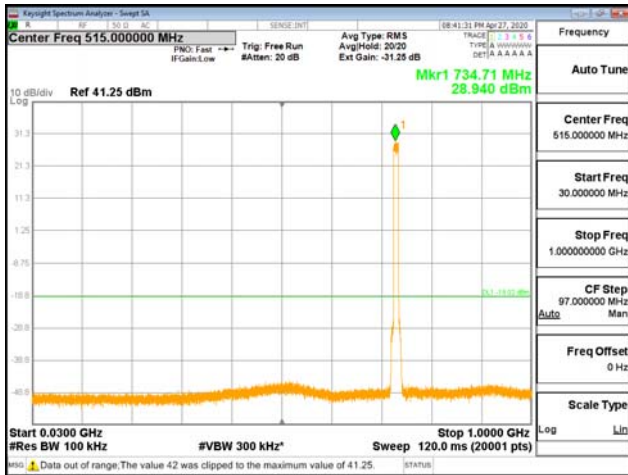
9 kHz - 150 kHz



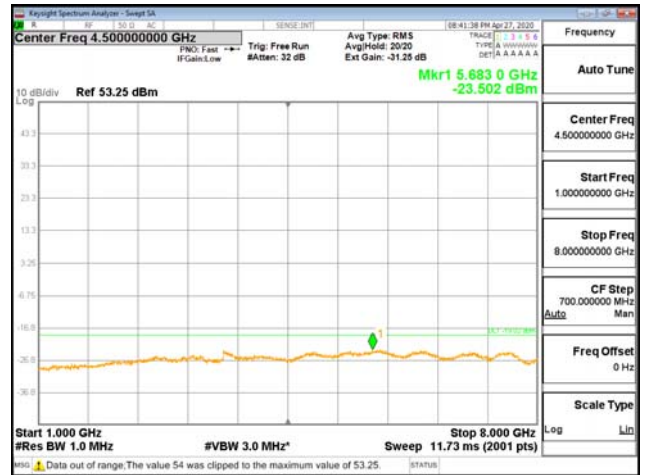
150 kHz - 30 MHz



30 MHz - 1000 MHz



1000 MHz - 8000 MHz



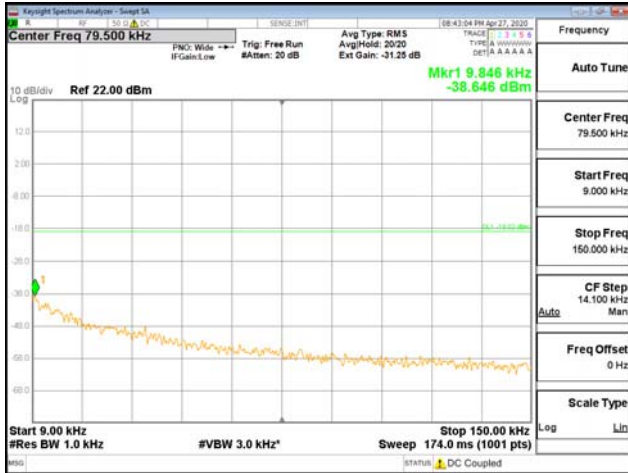


CTK Co., Ltd.
 (Ho-dong), 113, Yejik-ro, Cheoin-gu,
 Yongin-si, Gyeonggi-do, Korea
 Tel: +82-31-339-9970
 Fax: +82-31-624-9501

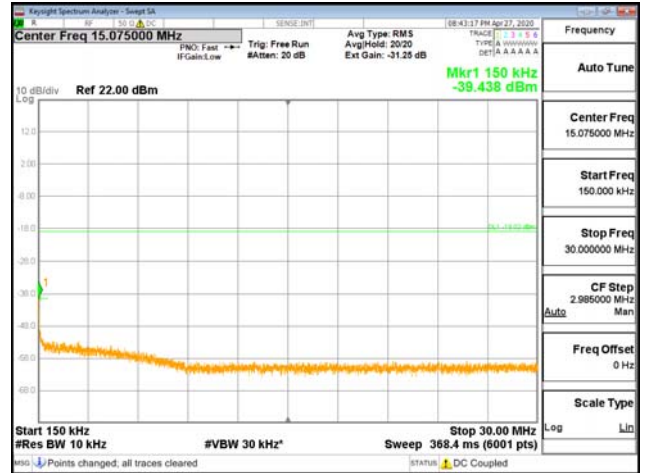
Report No.:
 CTK-2020-01890
 Page (106) / (146) Pages

ANT2

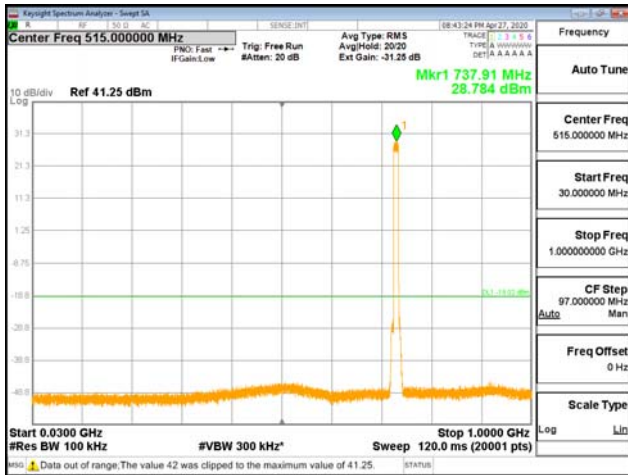
9 kHz - 150 kHz



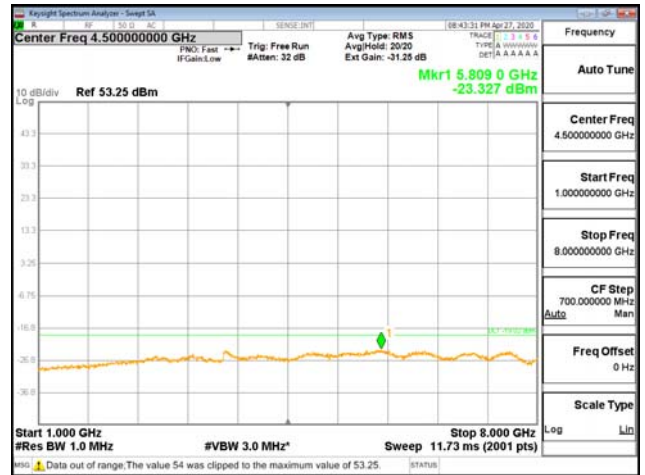
150 kHz - 30 MHz



30 MHz - 1000 MHz



1000 MHz - 8000 MHz



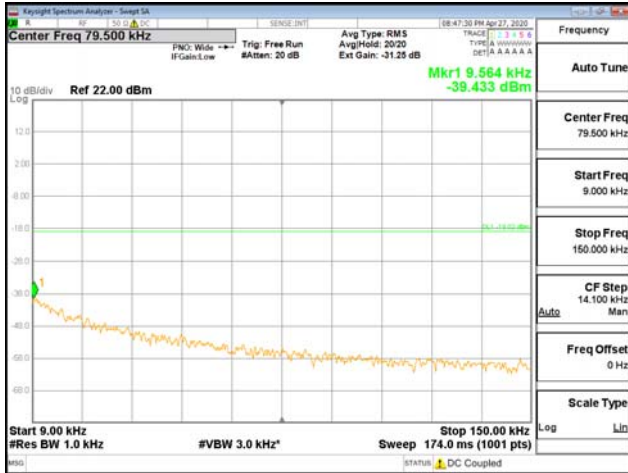


CTK Co., Ltd.
 (Ho-dong), 113, Yejik-ro, Cheoin-gu,
 Yongin-si, Gyeonggi-do, Korea
 Tel: +82-31-339-9970
 Fax: +82-31-624-9501

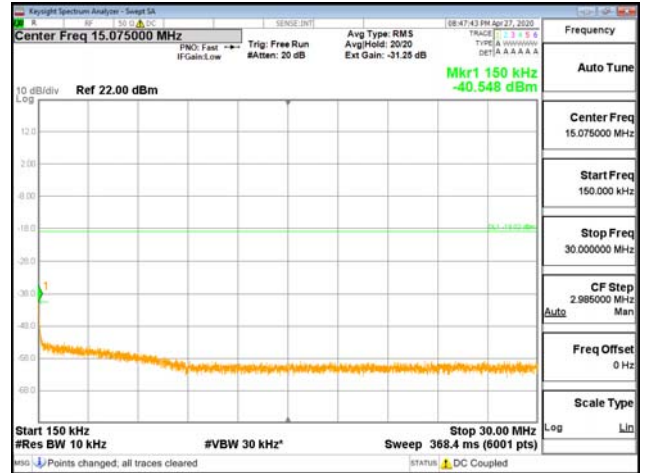
Report No.:
 CTK-2020-01890
 Page (107) / (146) Pages

ANT3

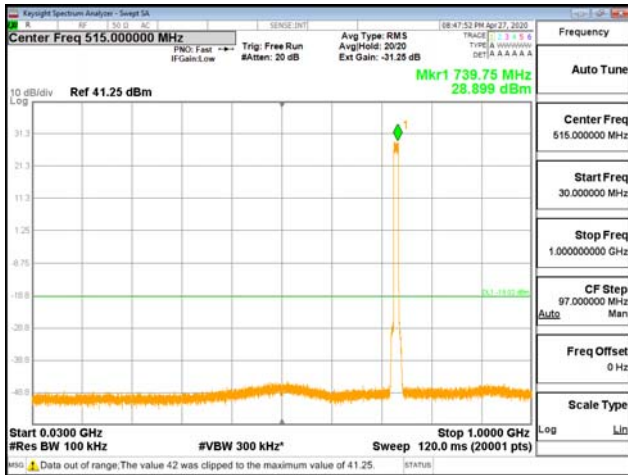
9 kHz - 150 kHz



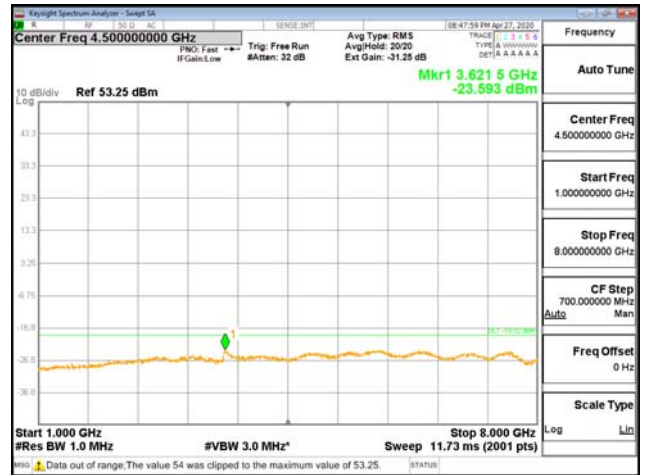
150 kHz - 30 MHz



30 MHz - 1000 MHz



1000 MHz - 8000 MHz



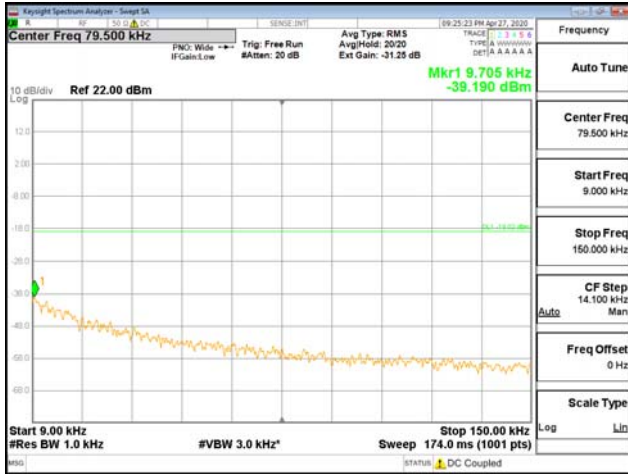


CTK Co., Ltd.
 (Ho-dong), 113, Yejik-ro, Cheoin-gu,
 Yongin-si, Gyeonggi-do, Korea
 Tel: +82-31-339-9970
 Fax: +82-31-624-9501

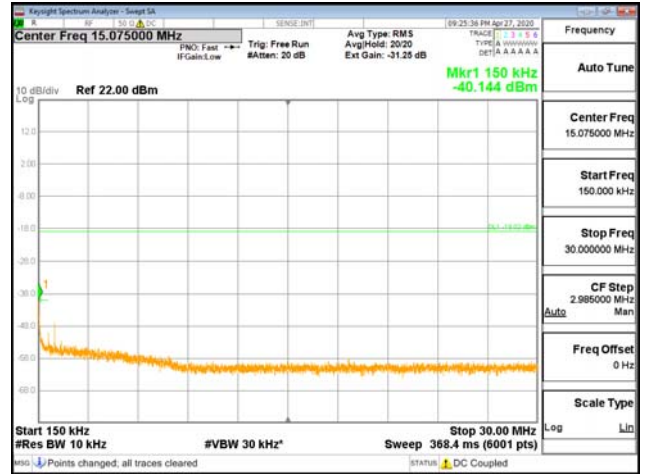
Report No.:
 CTK-2020-01890
 Page (108) / (146) Pages

**BW 10MHz, Middle, 64QAM
 ANTO**

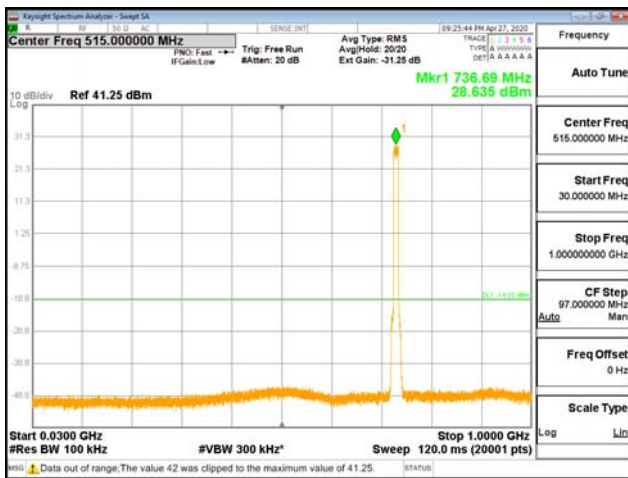
9 kHz - 150 kHz



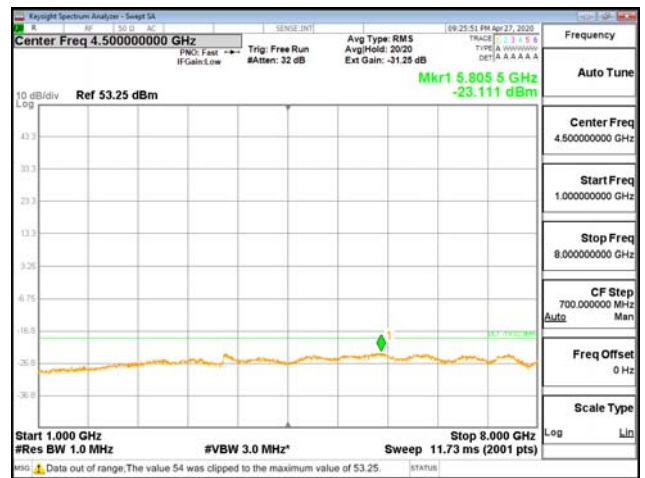
150 kHz - 30 MHz



30 MHz - 1000 MHz



1000 MHz - 8000 MHz



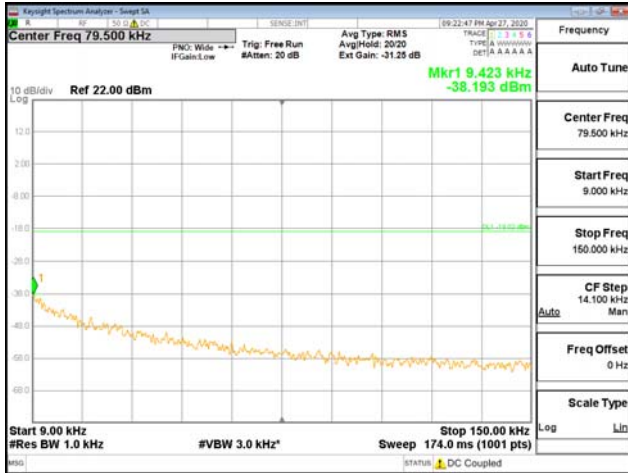


CTK Co., Ltd.
 (Ho-dong), 113, Yejik-ro, Cheoin-gu,
 Yongin-si, Gyeonggi-do, Korea
 Tel: +82-31-339-9970
 Fax: +82-31-624-9501

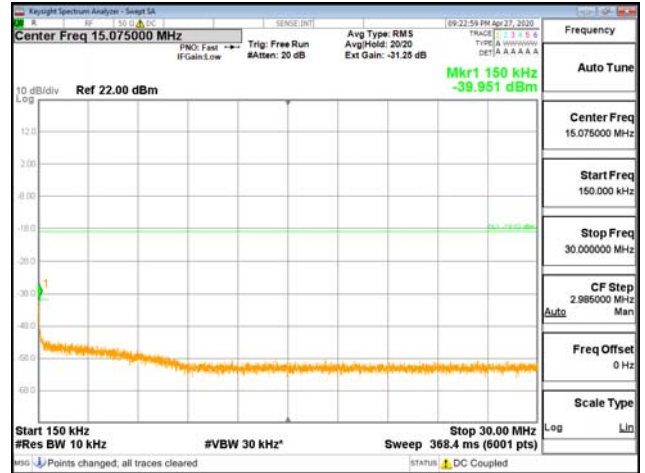
Report No.:
 CTK-2020-01890
 Page (109) / (146) Pages

ANT1

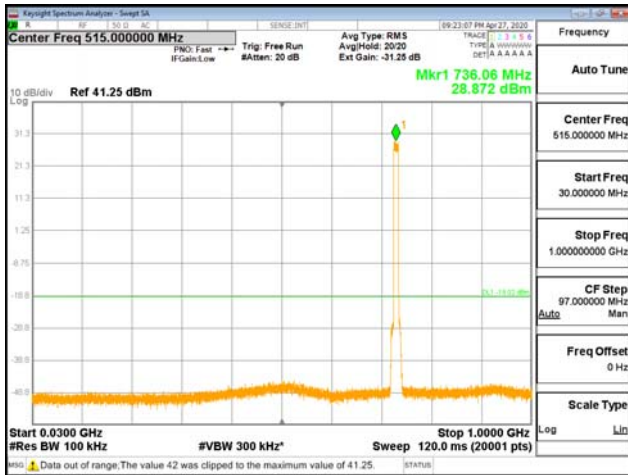
9 kHz - 150 kHz



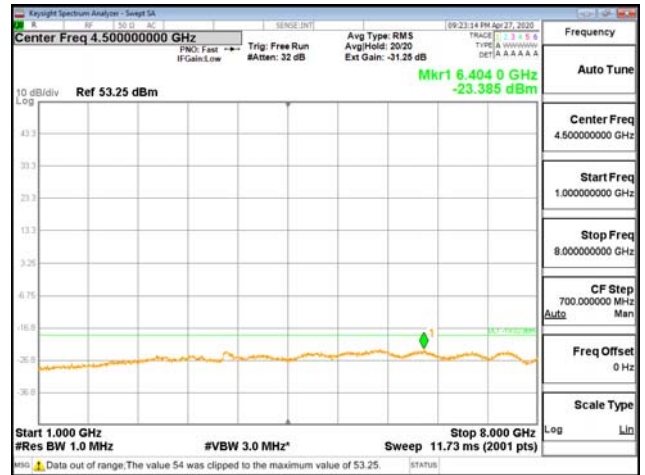
150 kHz - 30 MHz



30 MHz - 1000 MHz



1000 MHz - 8000 MHz



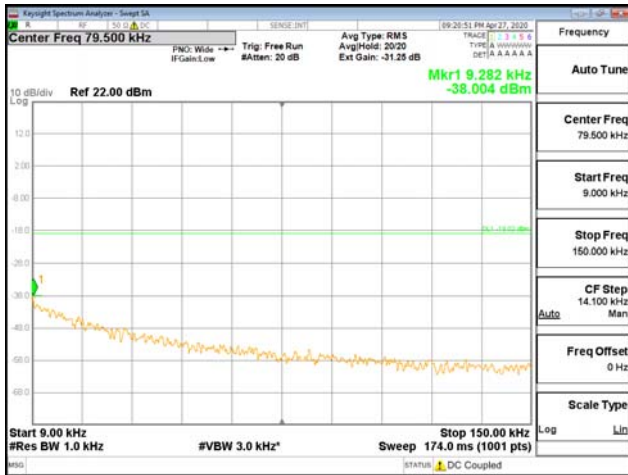


CTK Co., Ltd.
 (Ho-dong), 113, Yejik-ro, Cheoin-gu,
 Yongin-si, Gyeonggi-do, Korea
 Tel: +82-31-339-9970
 Fax: +82-31-624-9501

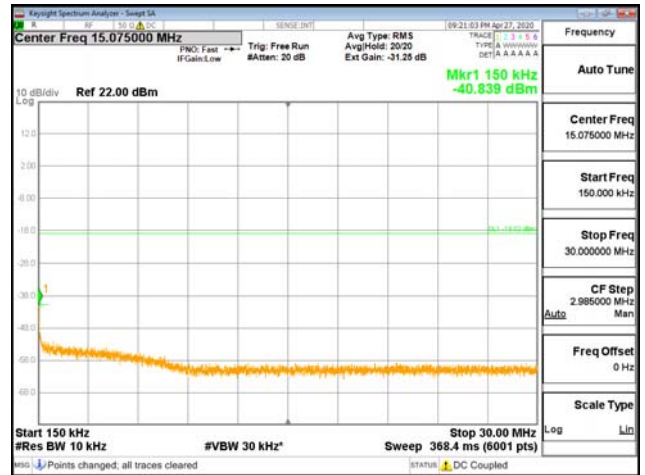
Report No.:
 CTK-2020-01890
 Page (110) / (146) Pages

ANT2

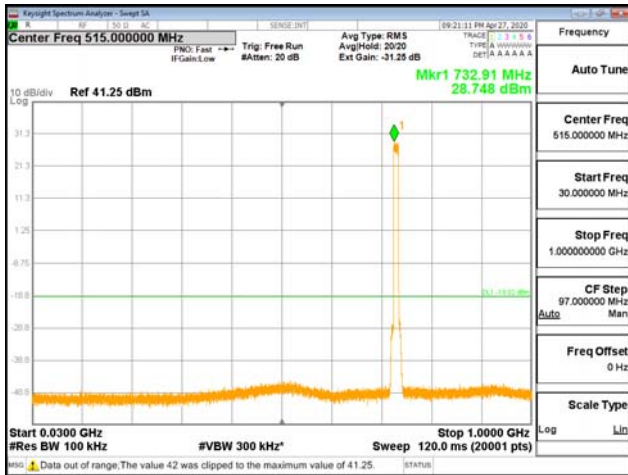
9 kHz - 150 kHz



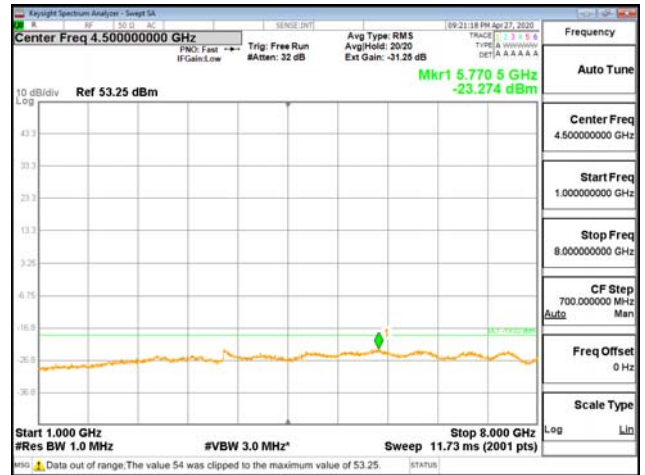
150 kHz - 30 MHz



30 MHz - 1000 MHz



1000 MHz - 8000 MHz



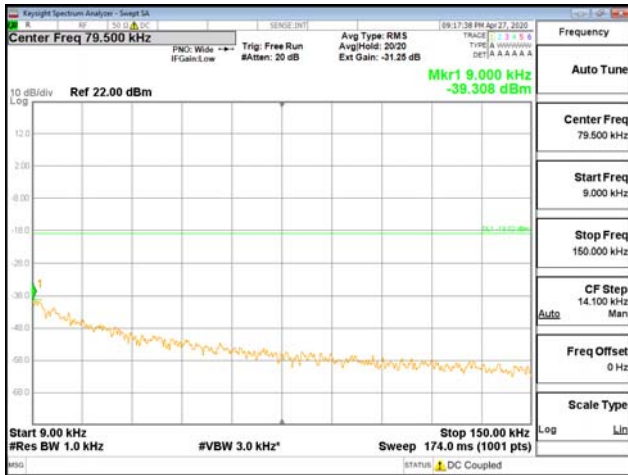


CTK Co., Ltd.
 (Ho-dong), 113, Yejik-ro, Cheoin-gu,
 Yongin-si, Gyeonggi-do, Korea
 Tel: +82-31-339-9970
 Fax: +82-31-624-9501

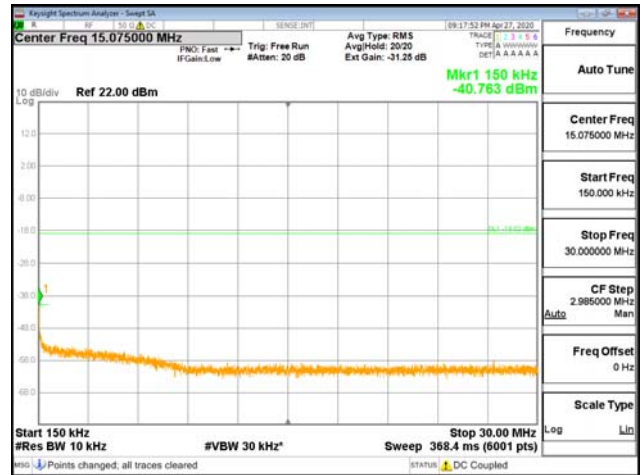
Report No.:
 CTK-2020-01890
 Page (111) / (146) Pages

ANT3

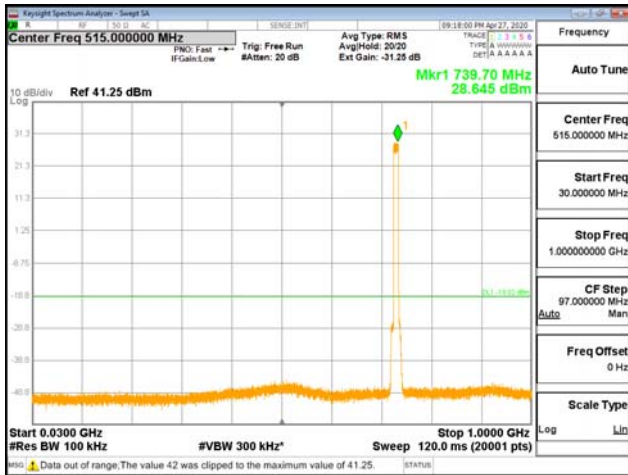
9 kHz - 150 kHz



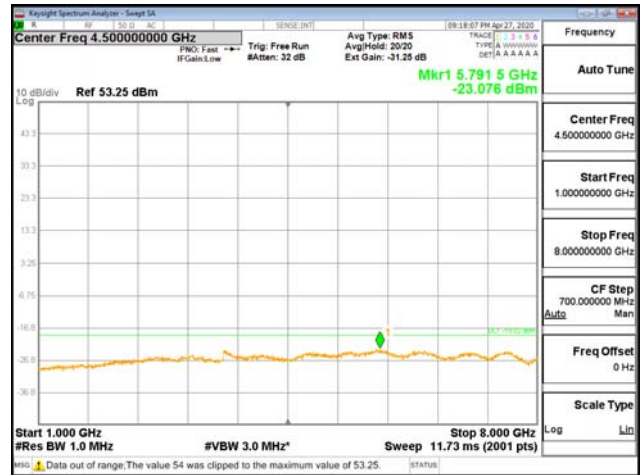
150 kHz - 30 MHz



30 MHz - 1000 MHz



1000 MHz - 8000 MHz



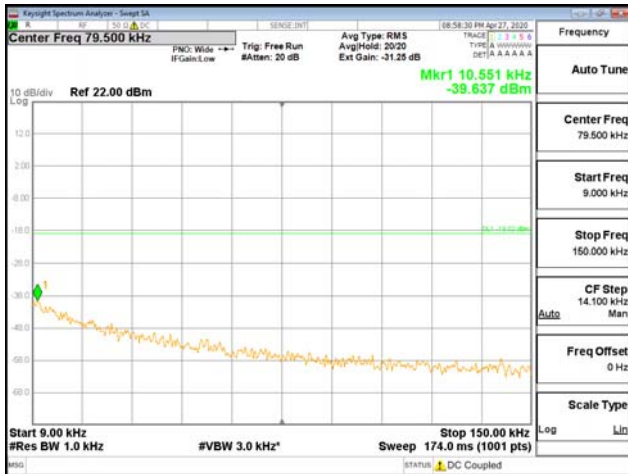


CTK Co., Ltd.
 (Ho-dong), 113, Yejik-ro, Cheoin-gu,
 Yongin-si, Gyeonggi-do, Korea
 Tel: +82-31-339-9970
 Fax: +82-31-624-9501

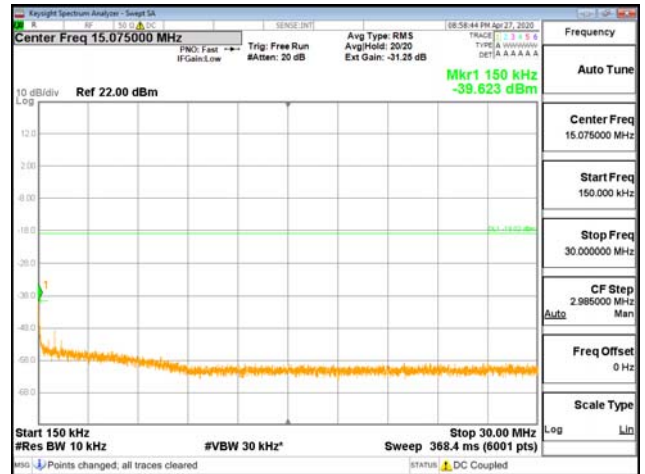
Report No.:
 CTK-2020-01890
 Page (112) / (146) Pages

**BW 10MHz, Top, QPSK
 ANTO**

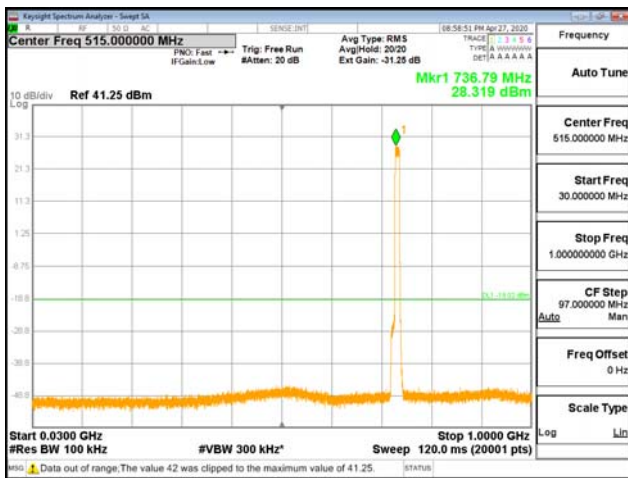
9 kHz - 150 kHz



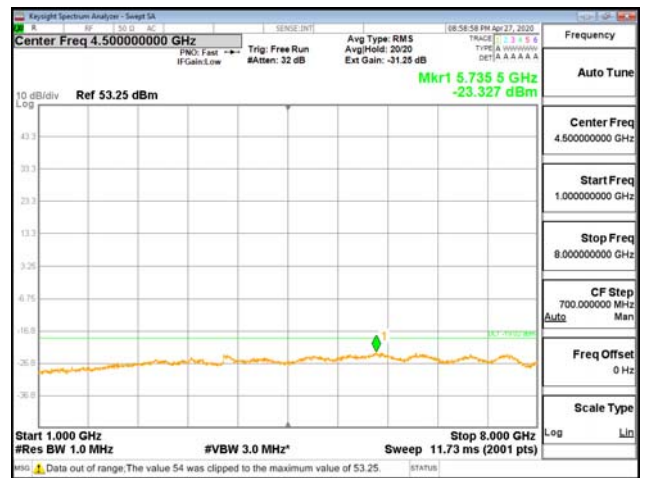
150 kHz - 30 MHz



30 MHz - 1000 MHz



1000 MHz - 8000 MHz



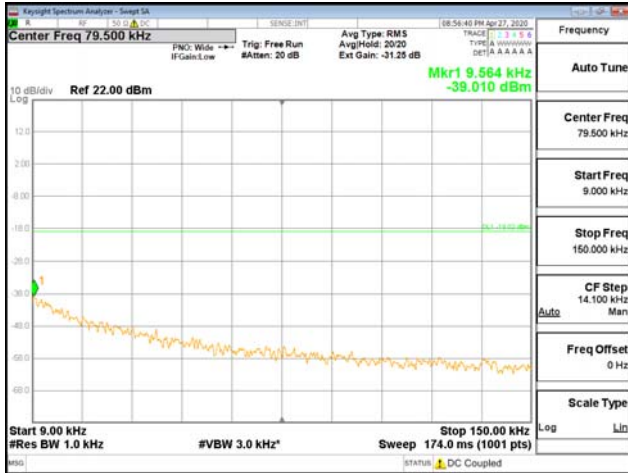


CTK Co., Ltd.
 (Ho-dong), 113, Yejik-ro, Cheoin-gu,
 Yongin-si, Gyeonggi-do, Korea
 Tel: +82-31-339-9970
 Fax: +82-31-624-9501

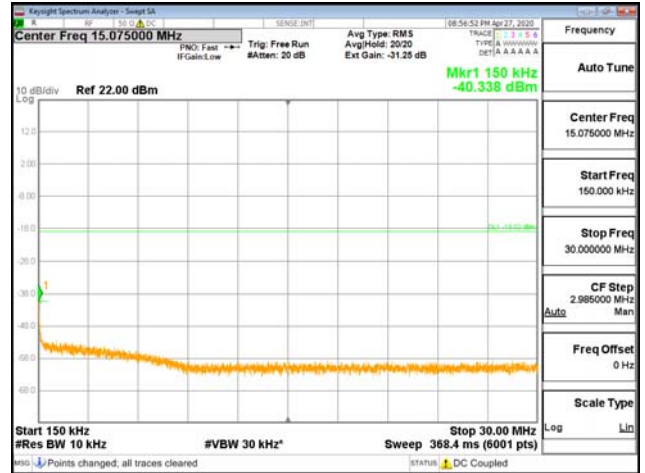
Report No.:
 CTK-2020-01890
 Page (113) / (146) Pages

ANT1

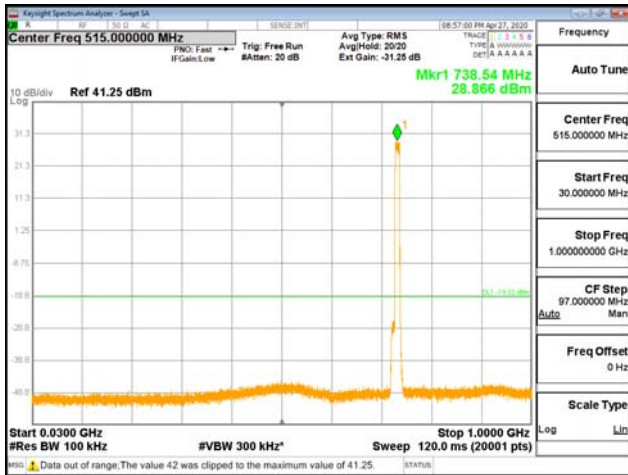
9 kHz - 150 kHz



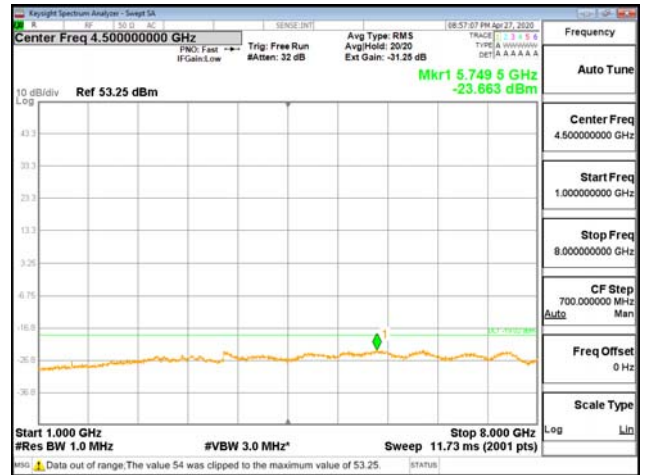
150 kHz - 30 MHz



30 MHz - 1000 MHz



1000 MHz - 8000 MHz



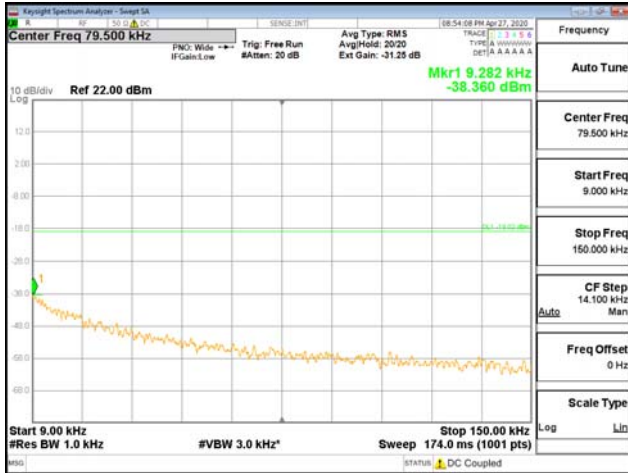


CTK Co., Ltd.
 (Ho-dong), 113, Yejik-ro, Cheoin-gu,
 Yongin-si, Gyeonggi-do, Korea
 Tel: +82-31-339-9970
 Fax: +82-31-624-9501

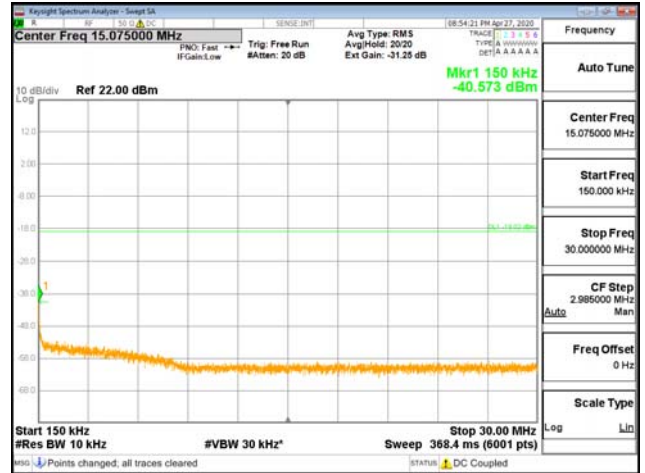
Report No.:
 CTK-2020-01890
 Page (114) / (146) Pages

ANT2

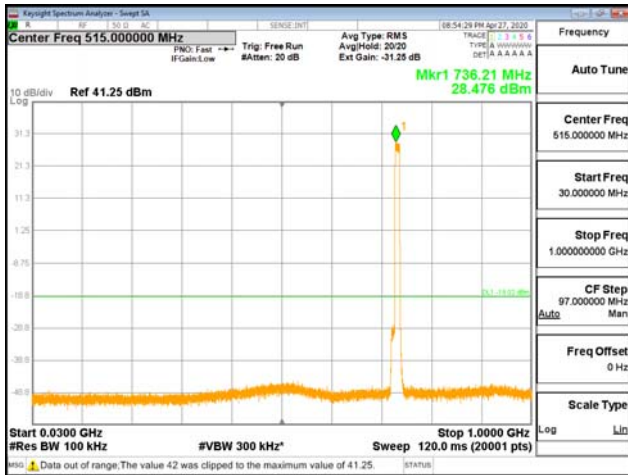
9 kHz - 150 kHz



150 kHz - 30 MHz



30 MHz - 1000 MHz



1000 MHz - 8000 MHz



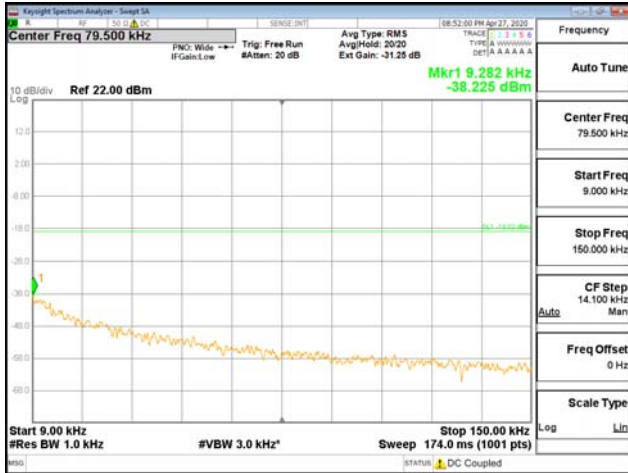


CTK Co., Ltd.
 (Ho-dong), 113, Yejik-ro, Cheoin-gu,
 Yongin-si, Gyeonggi-do, Korea
 Tel: +82-31-339-9970
 Fax: +82-31-624-9501

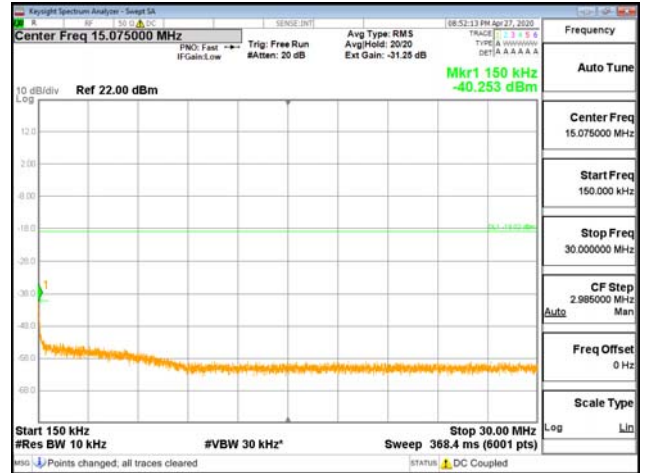
Report No.:
 CTK-2020-01890
 Page (115) / (146) Pages

ANT3

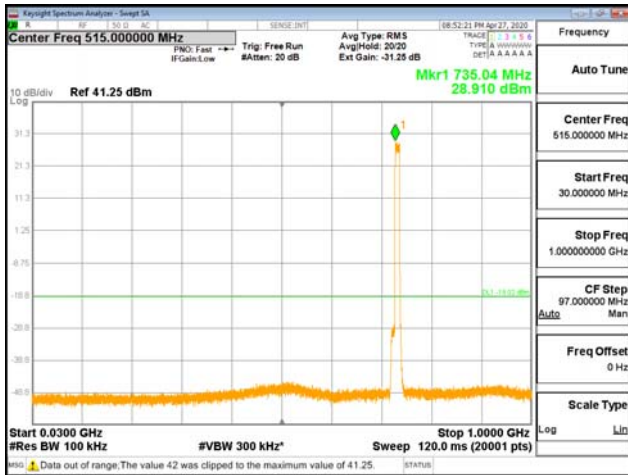
9 kHz - 150 kHz



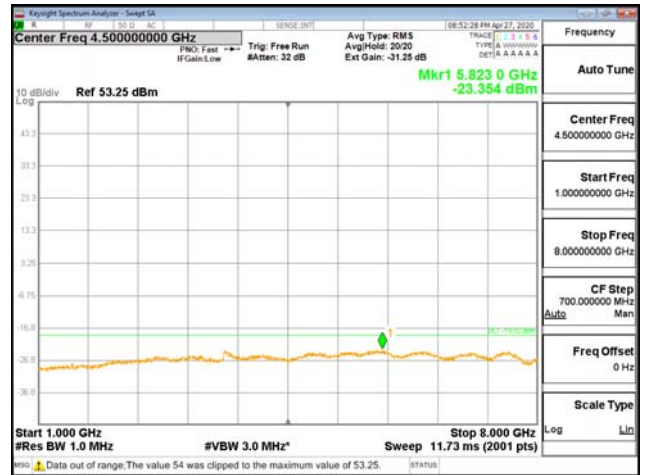
150 kHz - 30 MHz



30 MHz - 1000 MHz



1000 MHz - 8000 MHz



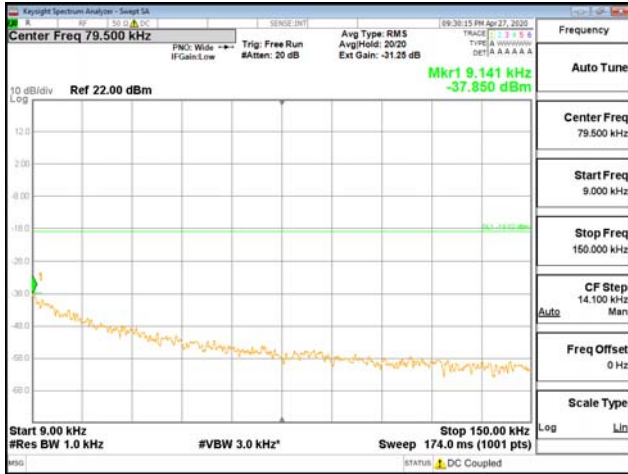


CTK Co., Ltd.
 (Ho-dong), 113, Yejik-ro, Cheoin-gu,
 Yongin-si, Gyeonggi-do, Korea
 Tel: +82-31-339-9970
 Fax: +82-31-624-9501

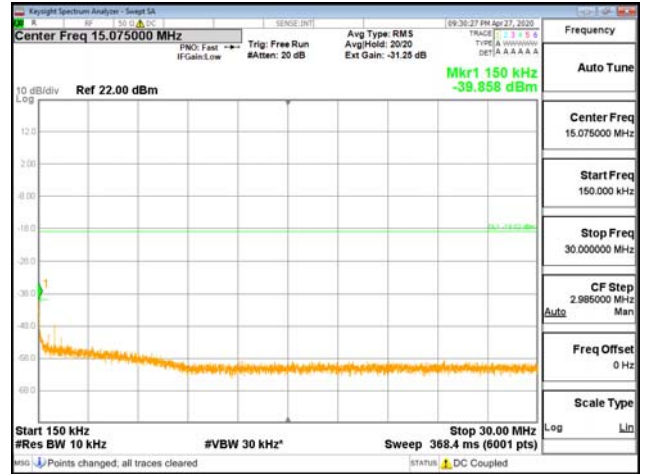
Report No.:
 CTK-2020-01890
 Page (116) / (146) Pages

**BW 10MHz, Top, 64QAM
 ANTO**

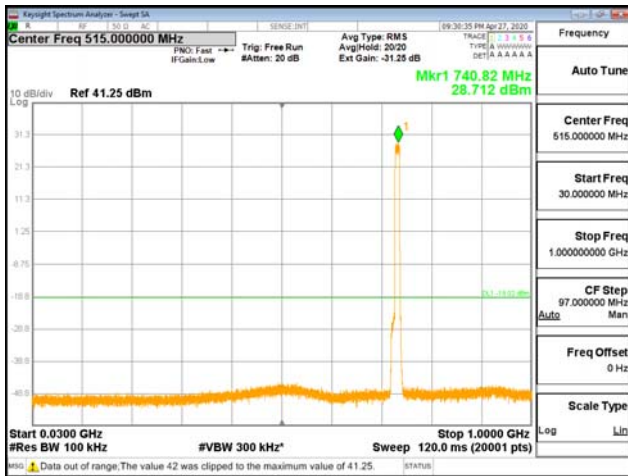
9 kHz - 150 kHz



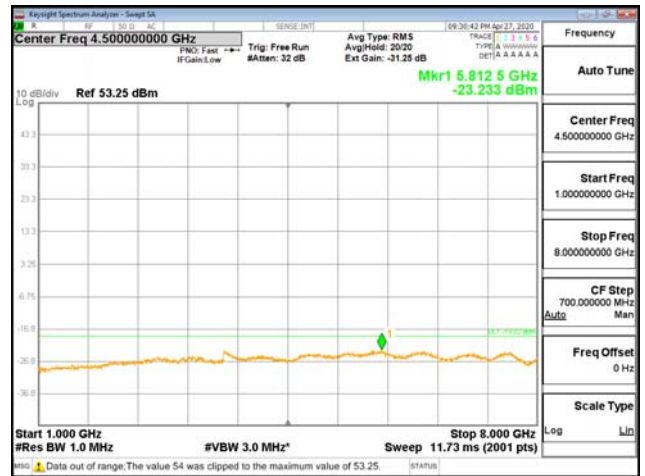
150 kHz - 30 MHz



30 MHz - 1000 MHz



1000 MHz - 8000 MHz



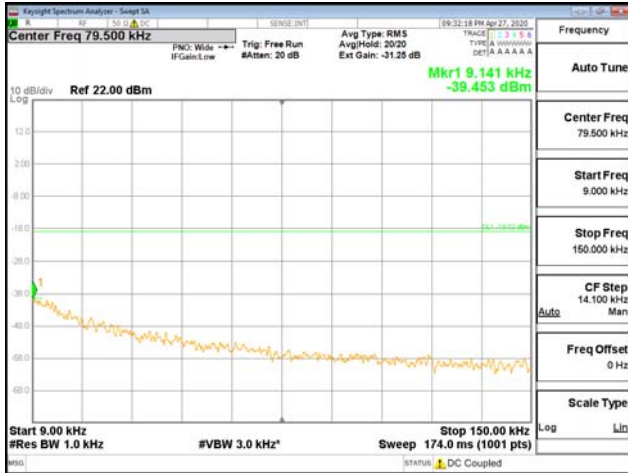


CTK Co., Ltd.
 (Ho-dong), 113, Yejik-ro, Cheoin-gu,
 Yongin-si, Gyeonggi-do, Korea
 Tel: +82-31-339-9970
 Fax: +82-31-624-9501

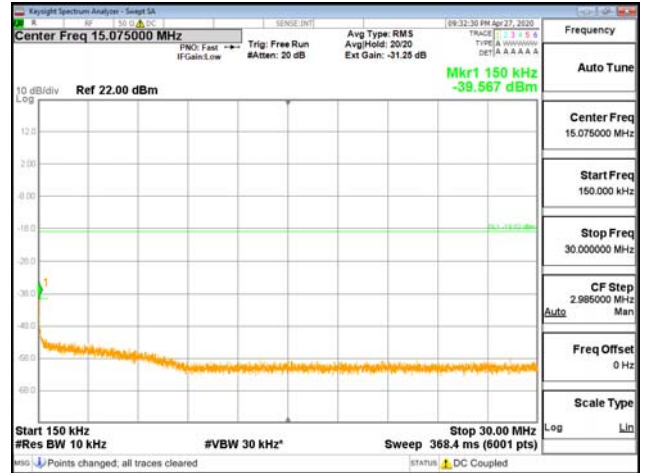
Report No.:
 CTK-2020-01890
 Page (117) / (146) Pages

ANT1

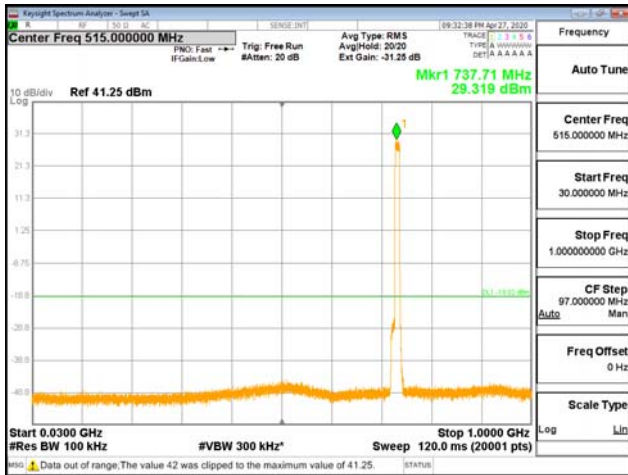
9 kHz - 150 kHz



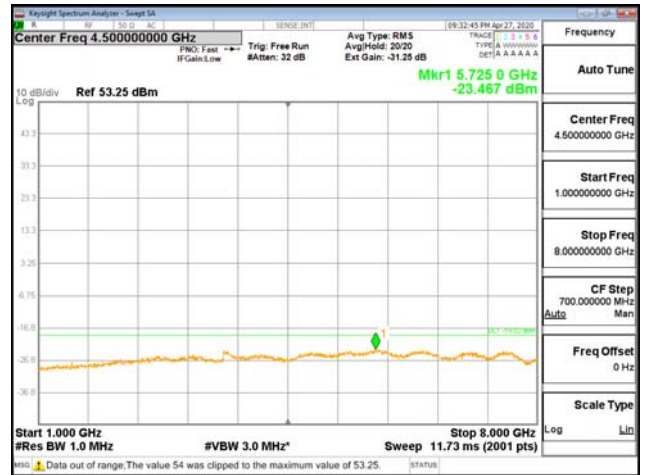
150 kHz - 30 MHz



30 MHz - 1000 MHz



1000 MHz - 8000 MHz



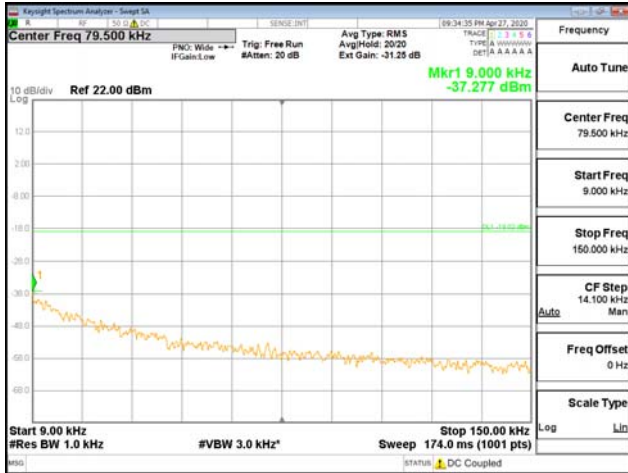


CTK Co., Ltd.
 (Ho-dong), 113, Yejik-ro, Cheoin-gu,
 Yongin-si, Gyeonggi-do, Korea
 Tel: +82-31-339-9970
 Fax: +82-31-624-9501

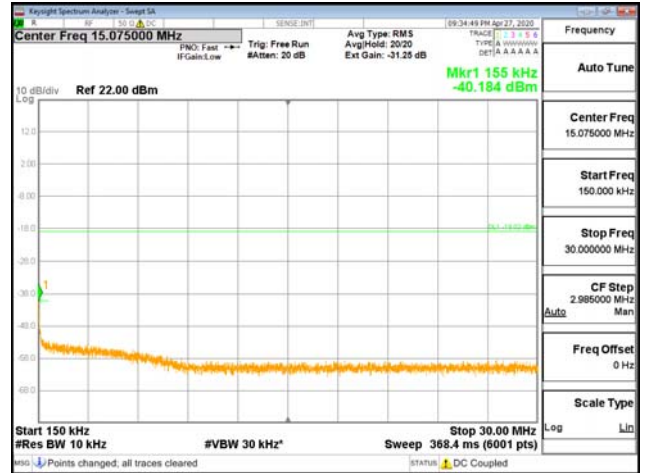
Report No.:
 CTK-2020-01890
 Page (118) / (146) Pages

ANT2

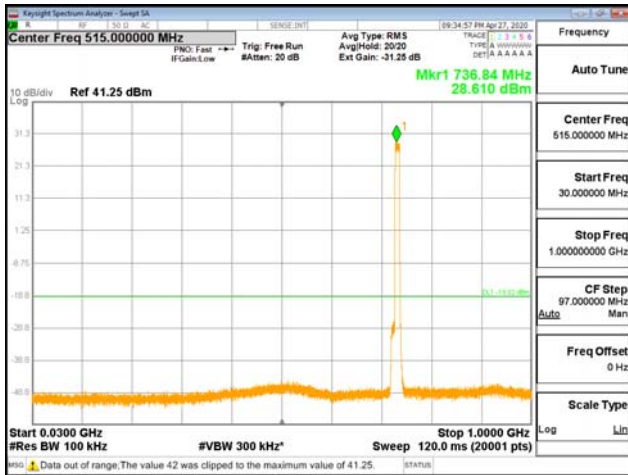
9 kHz - 150 kHz



150 kHz - 30 MHz



30 MHz - 1000 MHz



1000 MHz - 8000 MHz



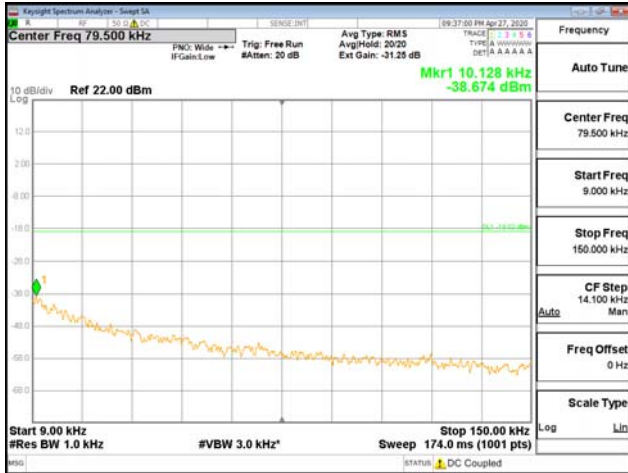


CTK Co., Ltd.
 (Ho-dong), 113, Yejik-ro, Cheoin-gu,
 Yongin-si, Gyeonggi-do, Korea
 Tel: +82-31-339-9970
 Fax: +82-31-624-9501

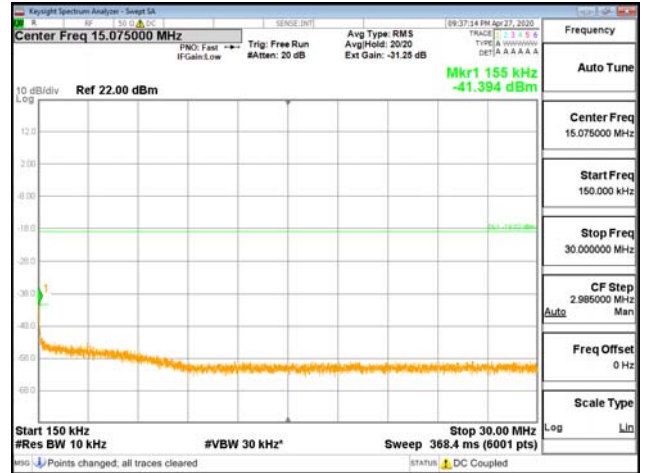
Report No.:
 CTK-2020-01890
 Page (119) / (146) Pages

ANT3

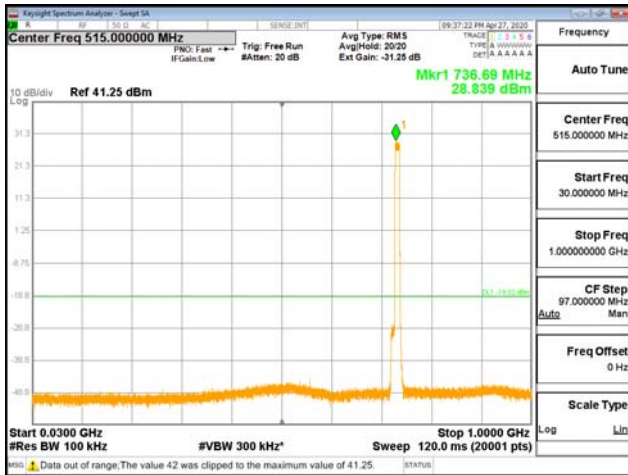
9 kHz - 150 kHz



150 kHz - 30 MHz



30 MHz - 1000 MHz



1000 MHz - 8000 MHz



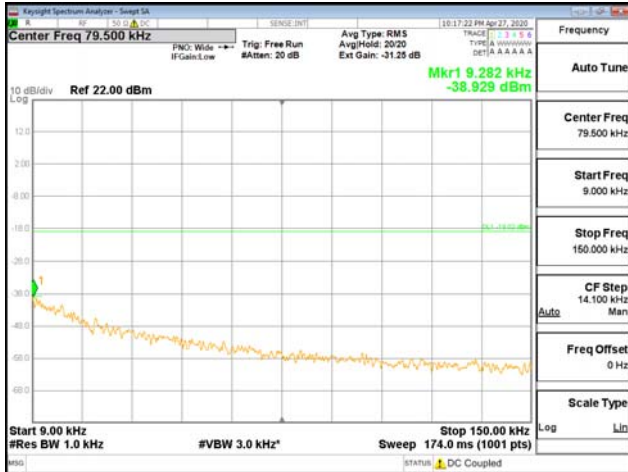


CTK Co., Ltd.
 (Ho-dong), 113, Yejik-ro, Cheoin-gu,
 Yongin-si, Gyeonggi-do, Korea
 Tel: +82-31-339-9970
 Fax: +82-31-624-9501

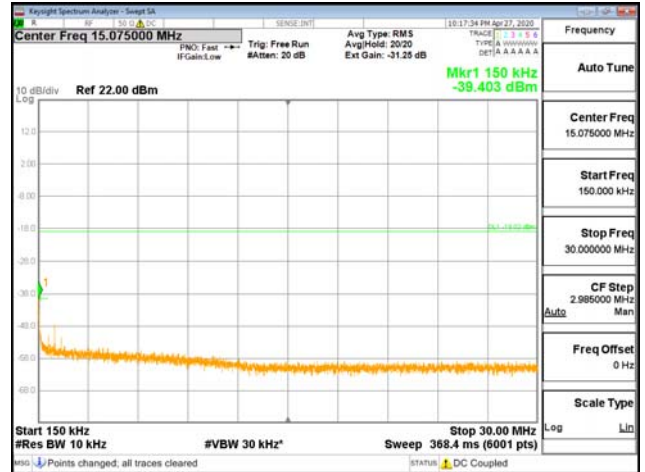
Report No.:
 CTK-2020-01890
 Page (120) / (146) Pages

**BW 15MHz, Middle, QPSK
 ANTO**

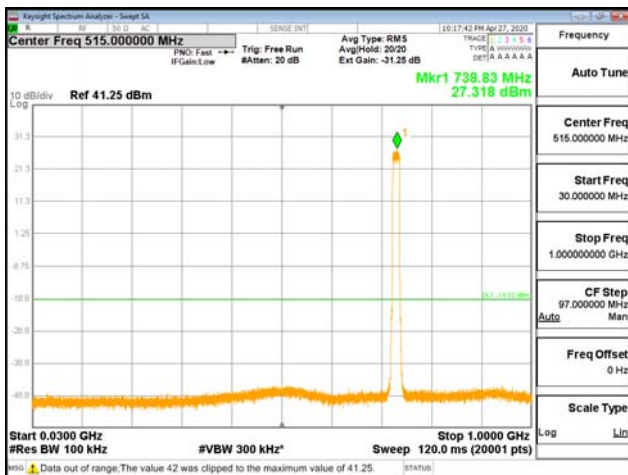
9 kHz - 150 kHz



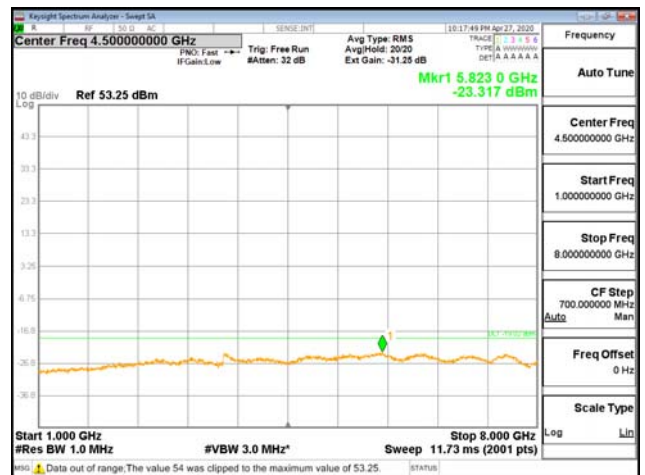
150 kHz - 30 MHz



30 MHz - 1000 MHz



1000 MHz - 8000 MHz



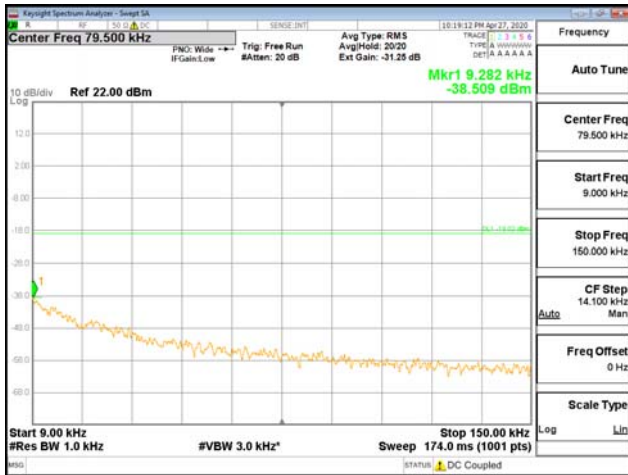


CTK Co., Ltd.
 (Ho-dong), 113, Yejik-ro, Cheoin-gu,
 Yongin-si, Gyeonggi-do, Korea
 Tel: +82-31-339-9970
 Fax: +82-31-624-9501

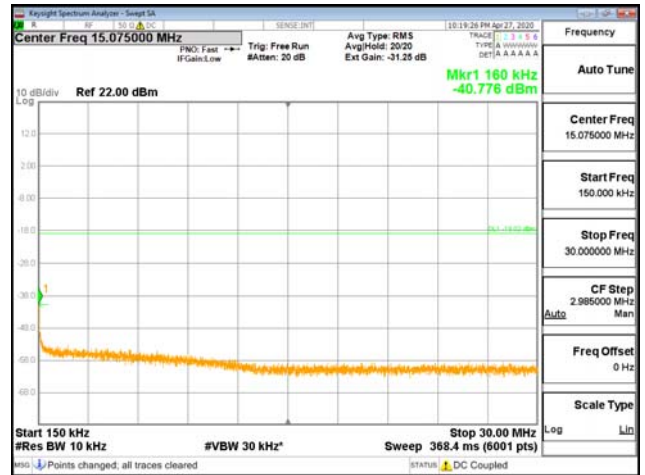
Report No.:
 CTK-2020-01890
 Page (121) / (146) Pages

ANT1

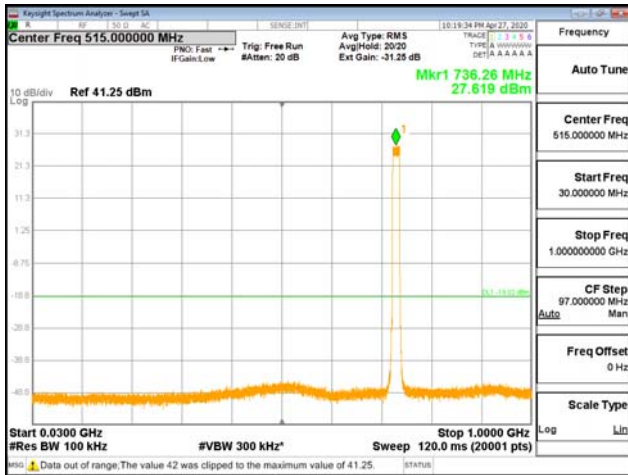
9 kHz - 150 kHz



150 kHz - 30 MHz



30 MHz - 1000 MHz



1000 MHz - 8000 MHz



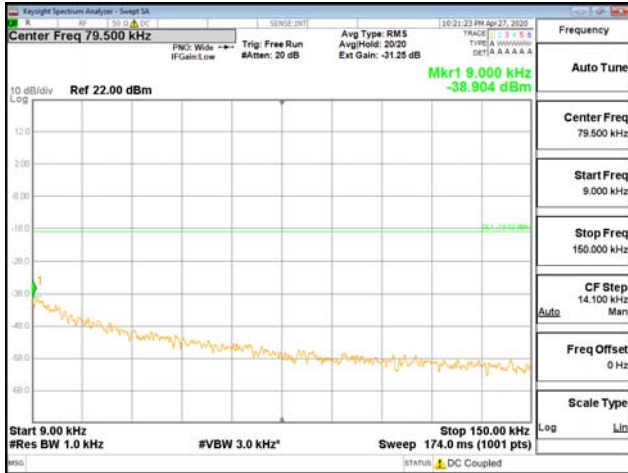


CTK Co., Ltd.
 (Ho-dong), 113, Yejik-ro, Cheoin-gu,
 Yongin-si, Gyeonggi-do, Korea
 Tel: +82-31-339-9970
 Fax: +82-31-624-9501

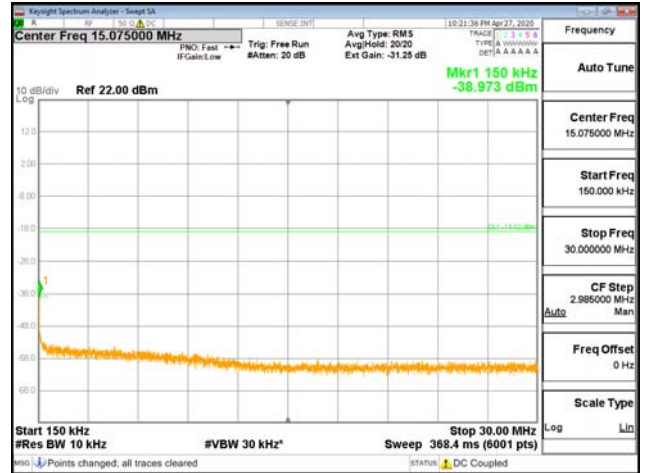
Report No.:
 CTK-2020-01890
 Page (122) / (146) Pages

ANT2

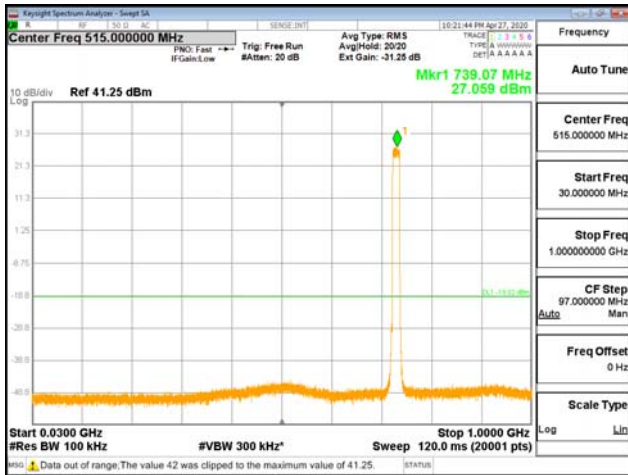
9 kHz - 150 kHz



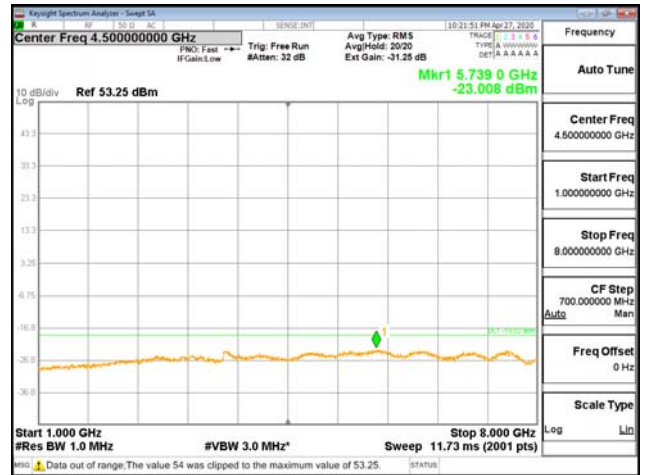
150 kHz - 30 MHz



30 MHz - 1000 MHz



1000 MHz - 8000 MHz



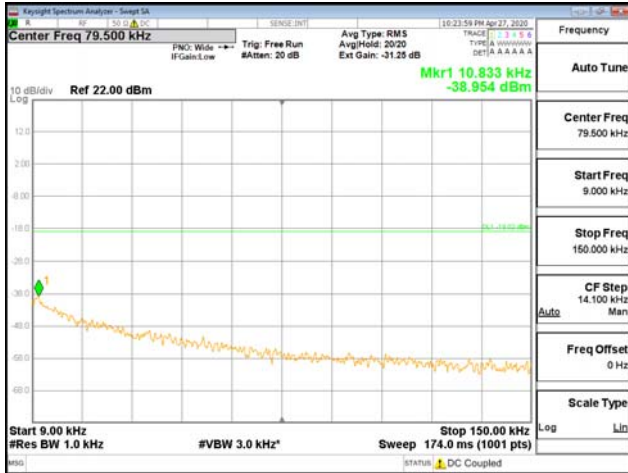


CTK Co., Ltd.
 (Ho-dong), 113, Yejik-ro, Cheoin-gu,
 Yongin-si, Gyeonggi-do, Korea
 Tel: +82-31-339-9970
 Fax: +82-31-624-9501

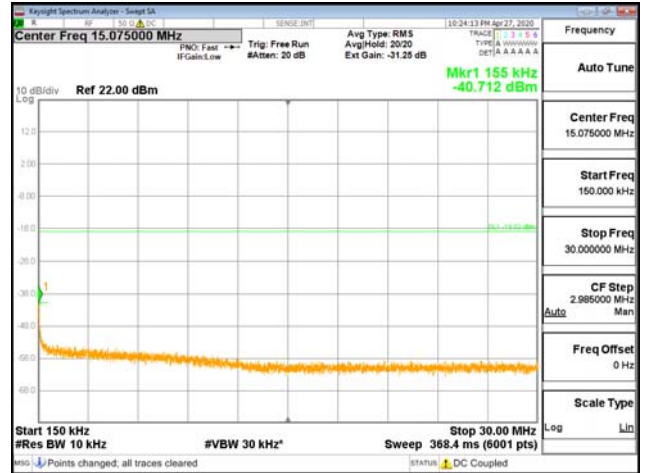
Report No.:
 CTK-2020-01890
 Page (123) / (146) Pages

ANT3

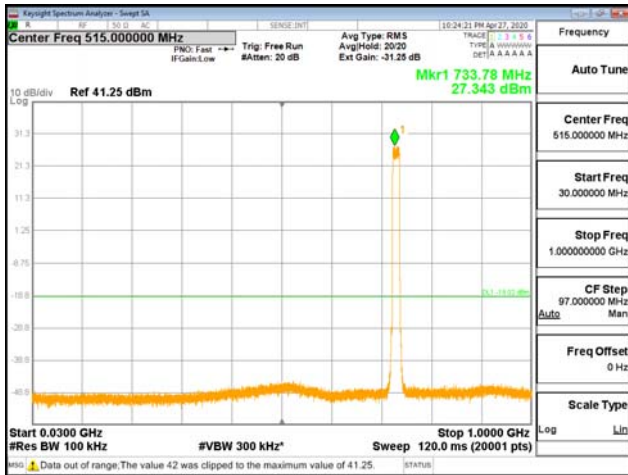
9 kHz - 150 kHz



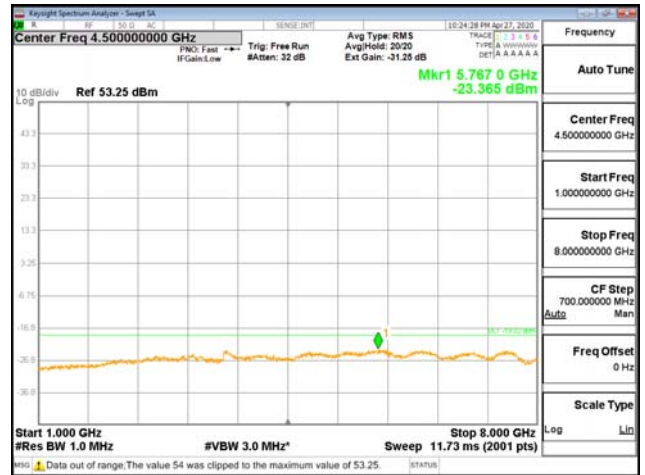
150 kHz - 30 MHz



30 MHz - 1000 MHz



1000 MHz - 8000 MHz



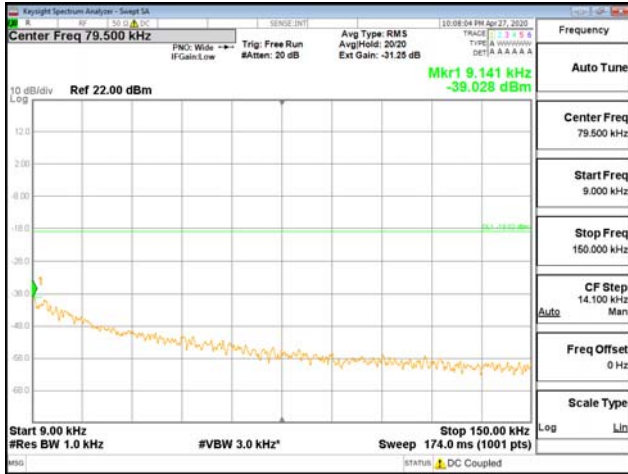


CTK Co., Ltd.
 (Ho-dong), 113, Yejik-ro, Cheoin-gu,
 Yongin-si, Gyeonggi-do, Korea
 Tel: +82-31-339-9970
 Fax: +82-31-624-9501

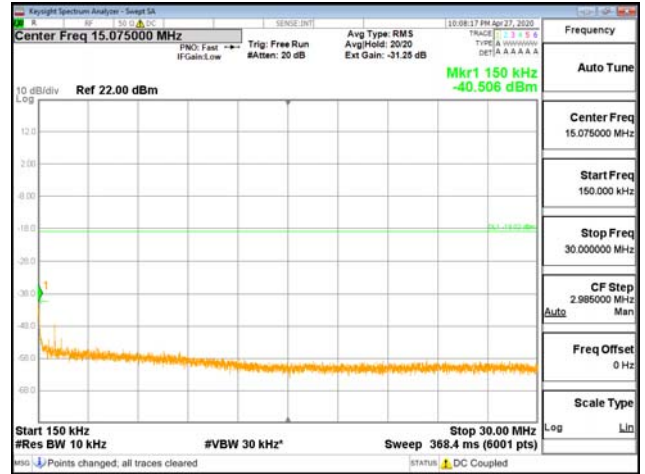
Report No.:
 CTK-2020-01890
 Page (124) / (146) Pages

**BW 15MHz, Middle, 64QAM
 ANTO**

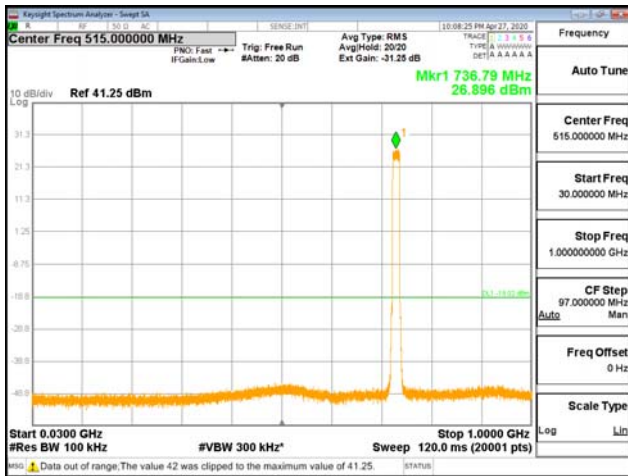
9 kHz - 150 kHz



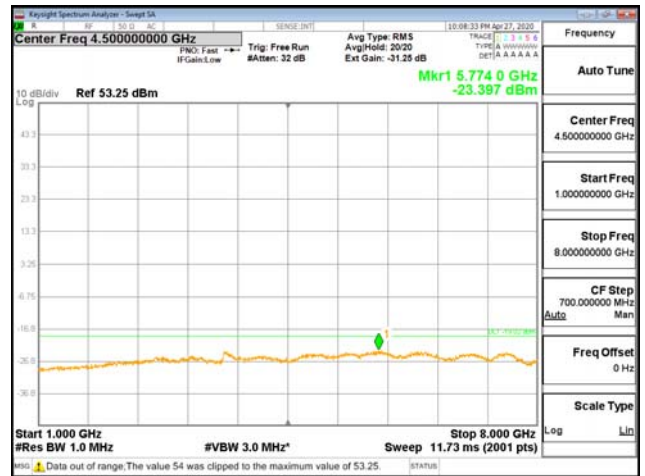
150 kHz - 30 MHz



30 MHz - 1000 MHz



1000 MHz - 8000 MHz



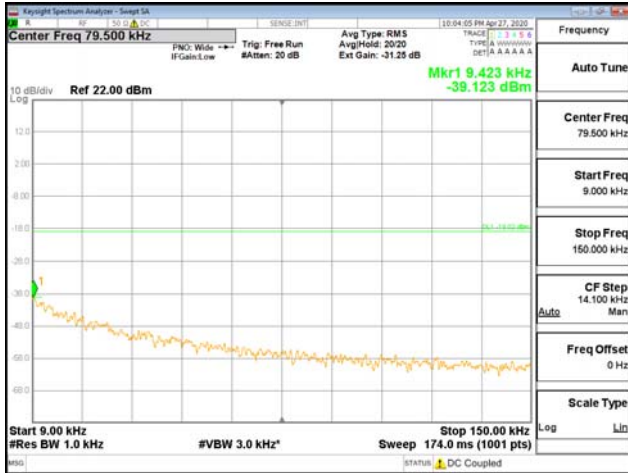


CTK Co., Ltd.
 (Ho-dong), 113, Yejik-ro, Cheoin-gu,
 Yongin-si, Gyeonggi-do, Korea
 Tel: +82-31-339-9970
 Fax: +82-31-624-9501

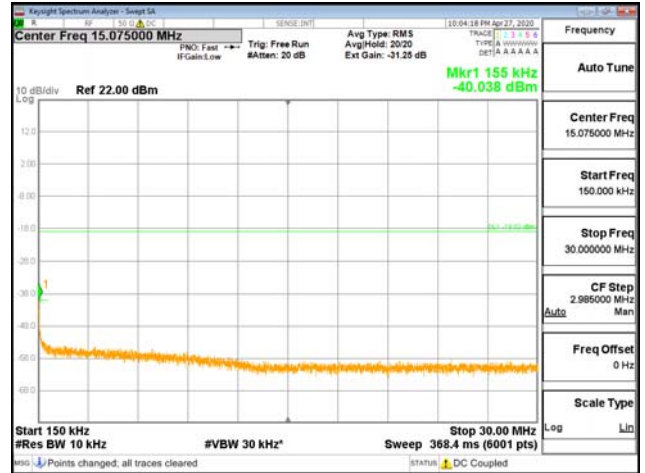
Report No.:
 CTK-2020-01890
 Page (125) / (146) Pages

ANT1

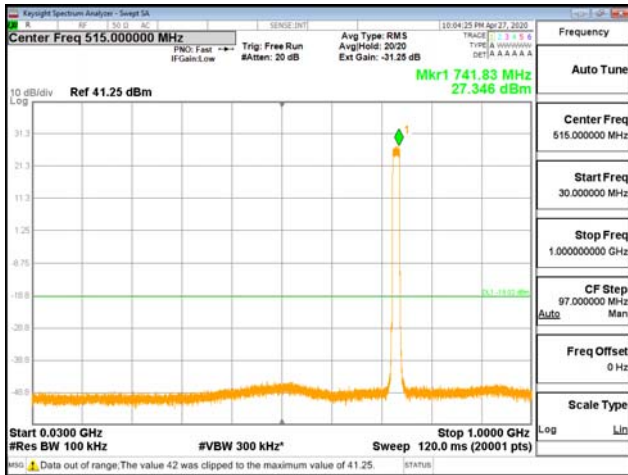
9 kHz - 150 kHz



150 kHz - 30 MHz



30 MHz - 1000 MHz



1000 MHz - 8000 MHz



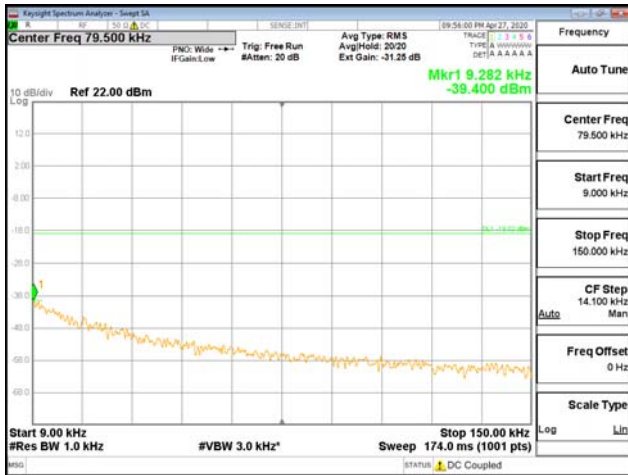


CTK Co., Ltd.
 (Ho-dong), 113, Yejik-ro, Cheoin-gu,
 Yongin-si, Gyeonggi-do, Korea
 Tel: +82-31-339-9970
 Fax: +82-31-624-9501

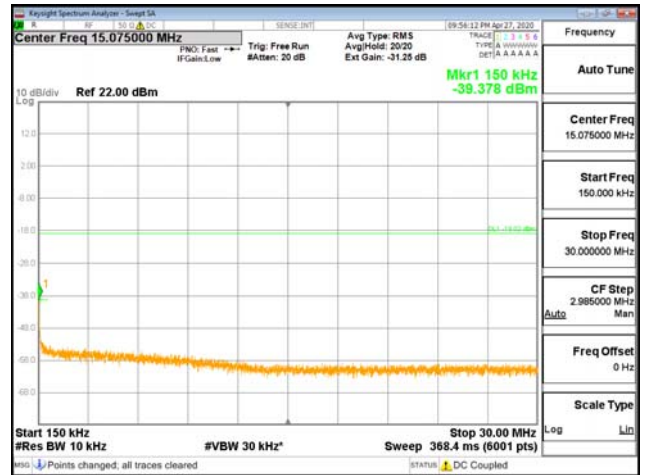
Report No.:
 CTK-2020-01890
 Page (126) / (146) Pages

ANT2

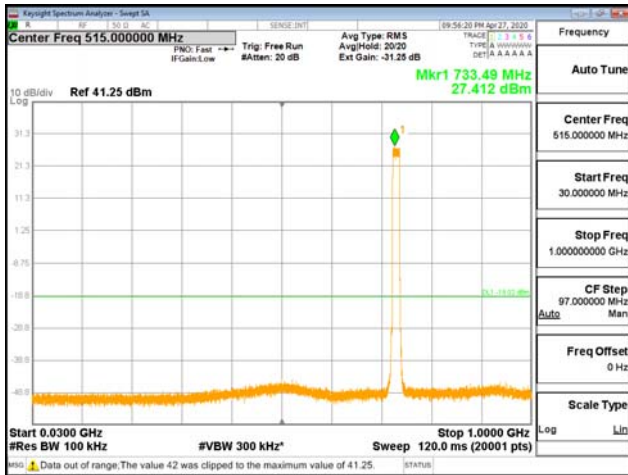
9 kHz - 150 kHz



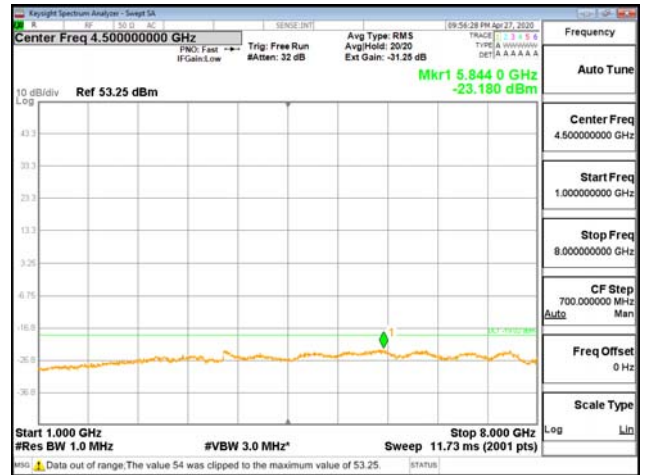
150 kHz - 30 MHz



30 MHz - 1000 MHz



1000 MHz - 8000 MHz



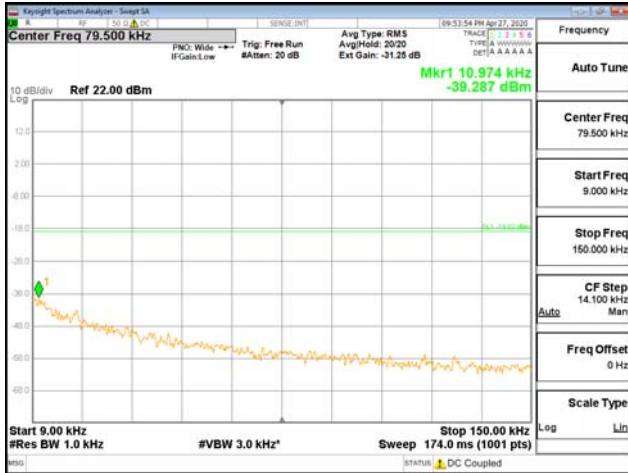


CTK Co., Ltd.
 (Ho-dong), 113, Yejik-ro, Cheoin-gu,
 Yongin-si, Gyeonggi-do, Korea
 Tel: +82-31-339-9970
 Fax: +82-31-624-9501

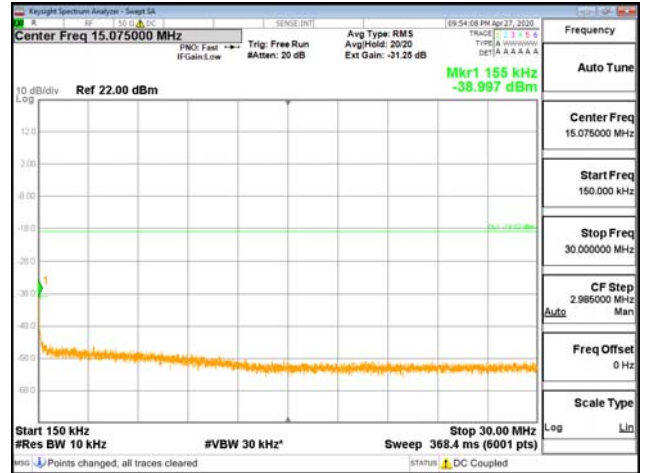
Report No.:
 CTK-2020-01890
 Page (127) / (146) Pages

ANT3

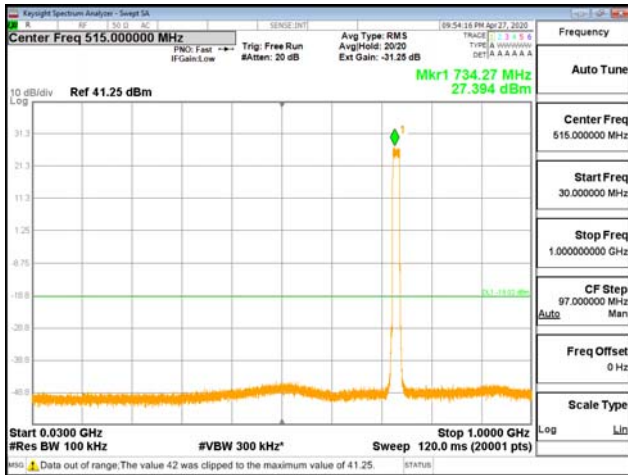
9 kHz - 150 kHz



150 kHz - 30 MHz



30 MHz - 1000 MHz



1000 MHz - 8000 MHz





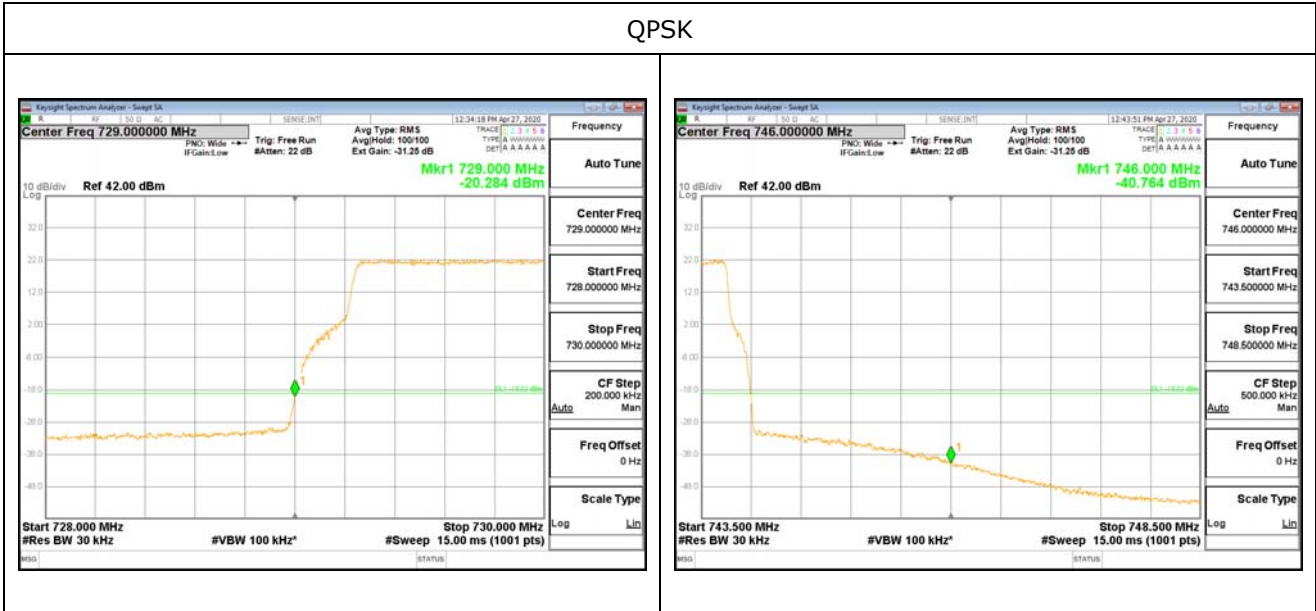
CTK Co., Ltd.
 (Ho-dong), 113, Yejik-ro, Cheoin-gu,
 Yongin-si, Gyeonggi-do, Korea
 Tel: +82-31-339-9970
 Fax: +82-31-624-9501

Report No.:
 CTK-2020-01890
 Page (128) / (146) Pages

Test Plot at Band Edge

BW 5MHz
 ANTO

QPSK



64QAM



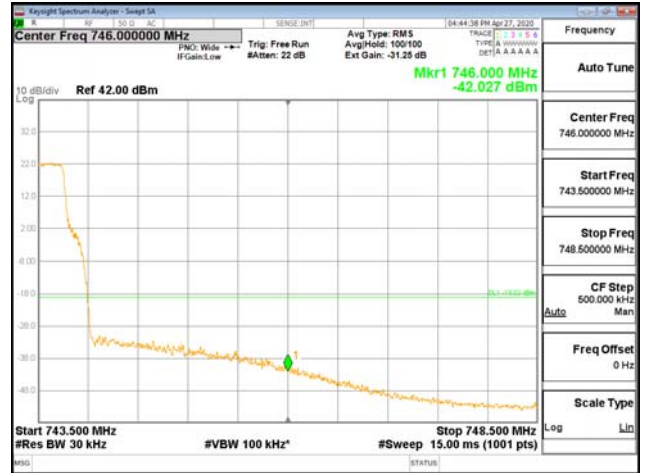
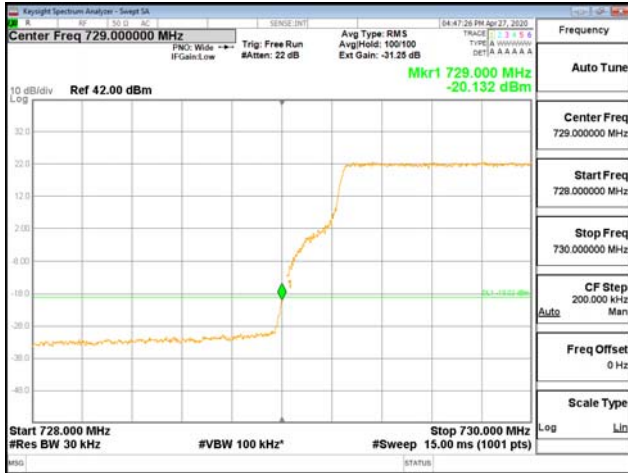


CTK Co., Ltd.
 (Ho-dong), 113, Yejik-ro, Cheoin-gu,
 Yongin-si, Gyeonggi-do, Korea
 Tel: +82-31-339-9970
 Fax: +82-31-624-9501

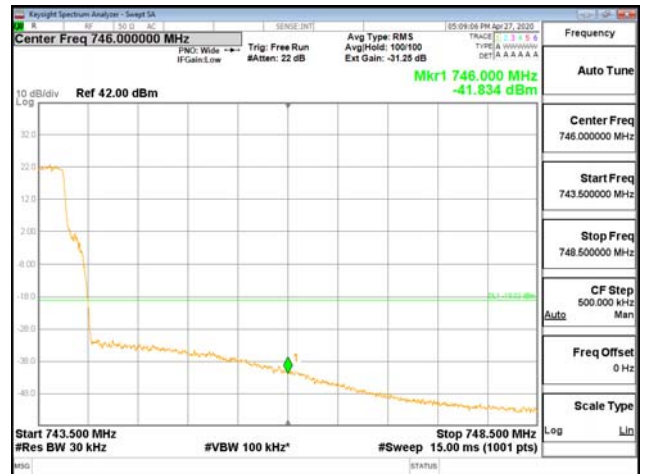
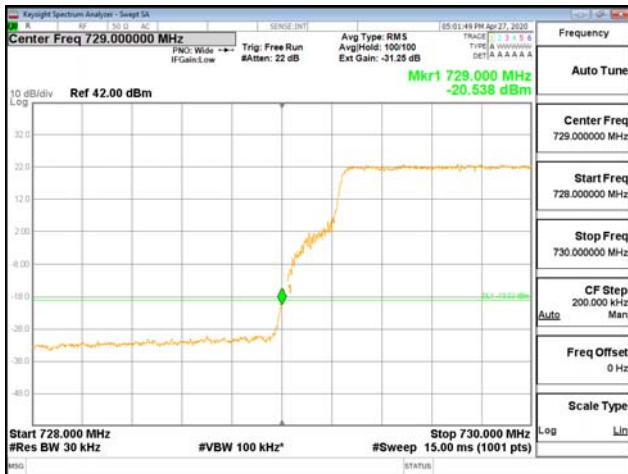
Report No.:
 CTK-2020-01890
 Page (129) / (146) Pages

ANT1

QPSK



64QAM



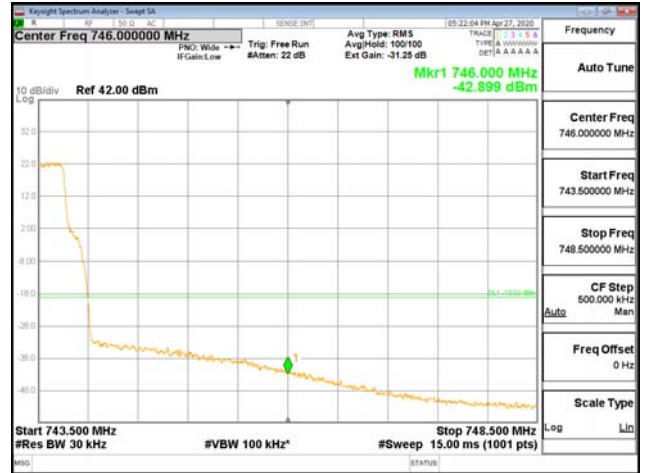
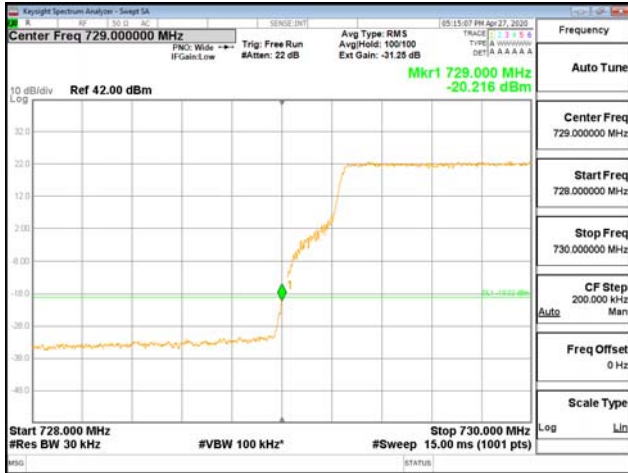


CTK Co., Ltd.
 (Ho-dong), 113, Yejik-ro, Cheoin-gu,
 Yongin-si, Gyeonggi-do, Korea
 Tel: +82-31-339-9970
 Fax: +82-31-624-9501

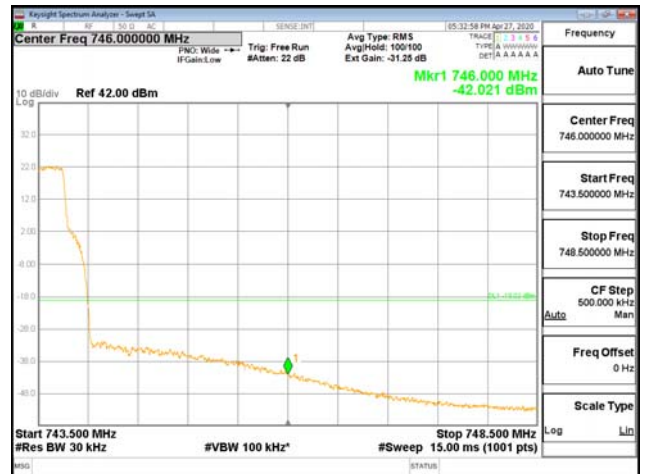
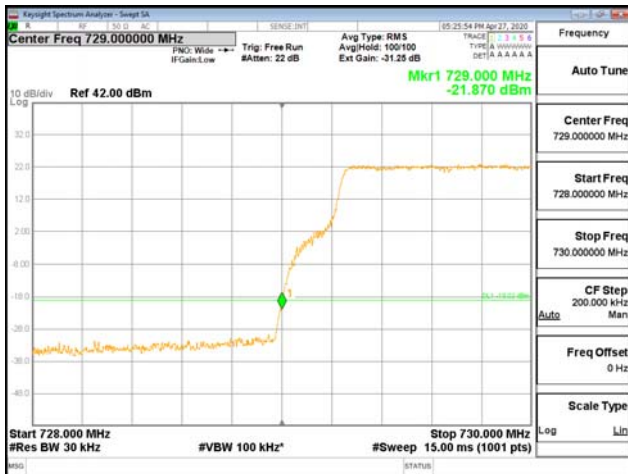
Report No.:
 CTK-2020-01890
 Page (130) / (146) Pages

ANT2

QPSK



64QAM



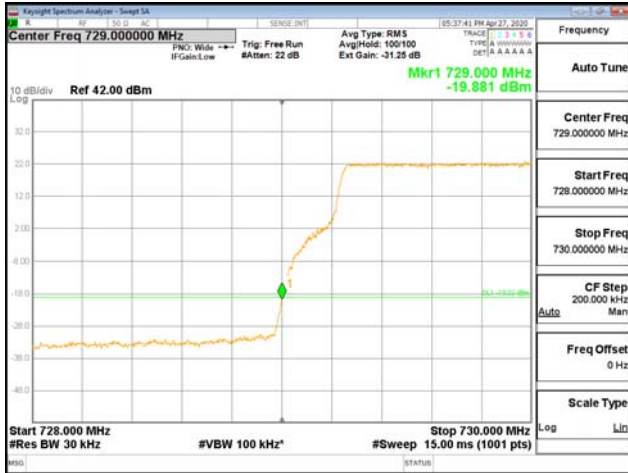


CTK Co., Ltd.
 (Ho-dong), 113, Yejik-ro, Cheoin-gu,
 Yongin-si, Gyeonggi-do, Korea
 Tel: +82-31-339-9970
 Fax: +82-31-624-9501

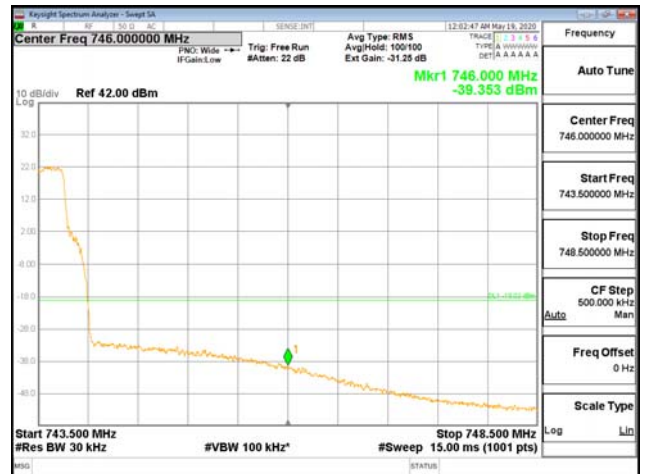
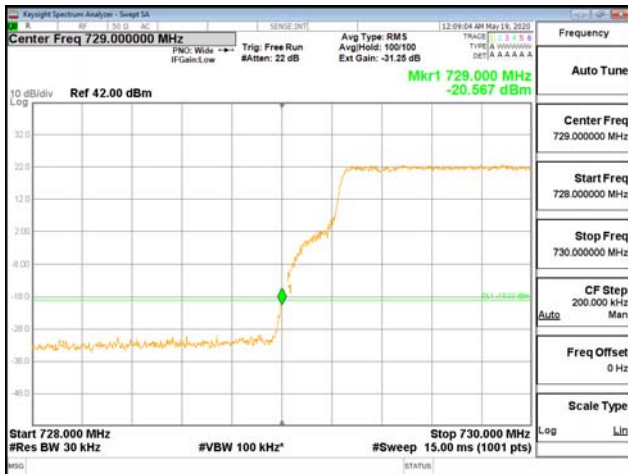
Report No.:
 CTK-2020-01890
 Page (131) / (146) Pages

ANT3

QPSK



64QAM





CTK Co., Ltd.
 (Ho-dong), 113, Yejik-ro, Cheoin-gu,
 Yongin-si, Gyeonggi-do, Korea
 Tel: +82-31-339-9970
 Fax: +82-31-624-9501

Report No.:
 CTK-2020-01890
 Page (132) / (146) Pages

**BW 10MHz
 ANTO**

QPSK



64QAM





CTK Co., Ltd.
 (Ho-dong), 113, Yejik-ro, Cheoin-gu,
 Yongin-si, Gyeonggi-do, Korea
 Tel: +82-31-339-9970
 Fax: +82-31-624-9501

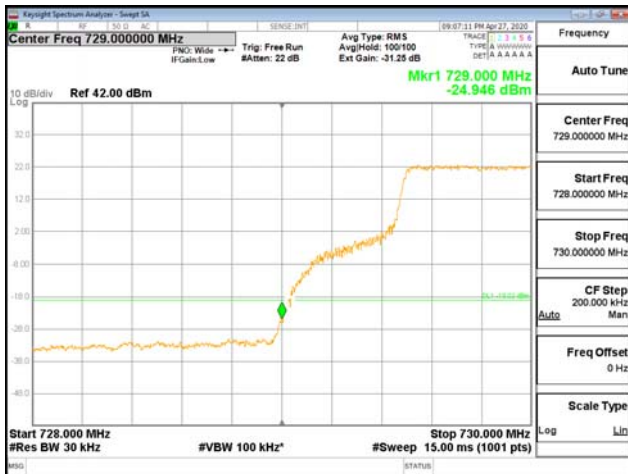
Report No.:
 CTK-2020-01890
 Page (133) / (146) Pages

ANT1

QPSK



64QAM





CTK Co., Ltd.
 (Ho-dong), 113, Yejik-ro, Cheoin-gu,
 Yongin-si, Gyeonggi-do, Korea
 Tel: +82-31-339-9970
 Fax: +82-31-624-9501

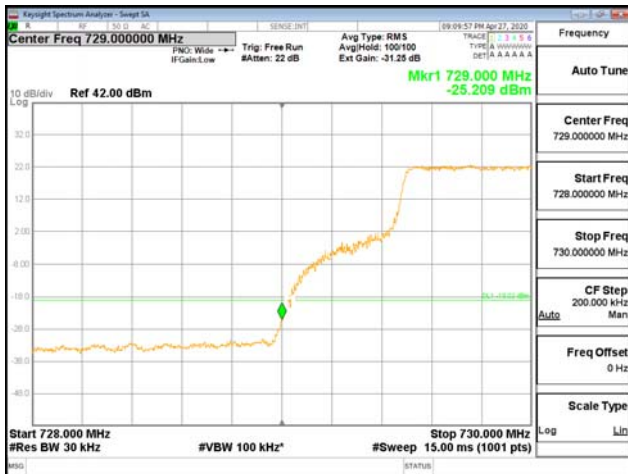
Report No.:
 CTK-2020-01890
 Page (134) / (146) Pages

ANT2

QPSK



64QAM





CTK Co., Ltd.
 (Ho-dong), 113, Yejik-ro, Cheoin-gu,
 Yongin-si, Gyeonggi-do, Korea
 Tel: +82-31-339-9970
 Fax: +82-31-624-9501

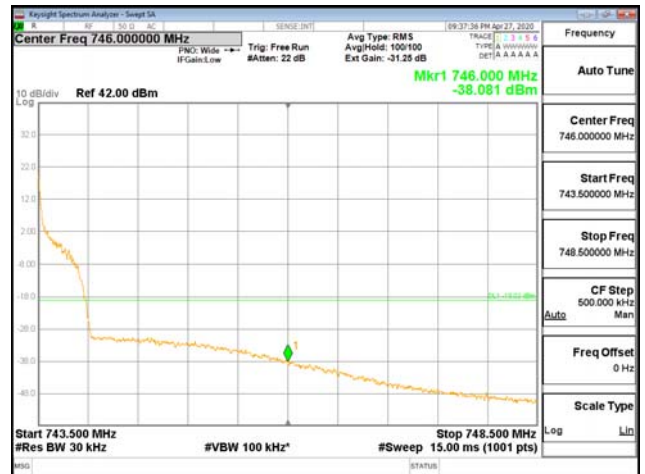
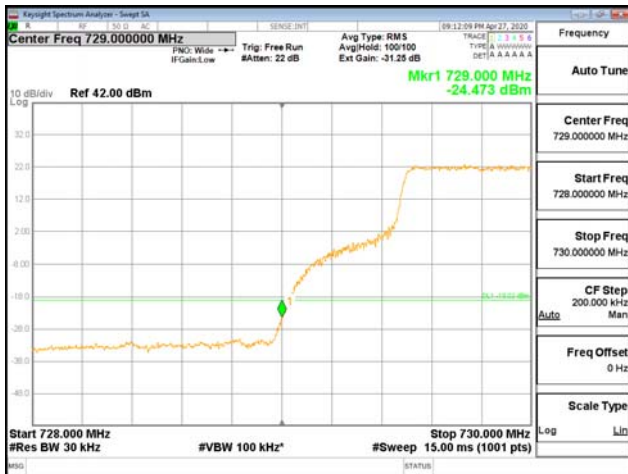
Report No.:
 CTK-2020-01890
 Page (135) / (146) Pages

ANT3

QPSK



64QAM



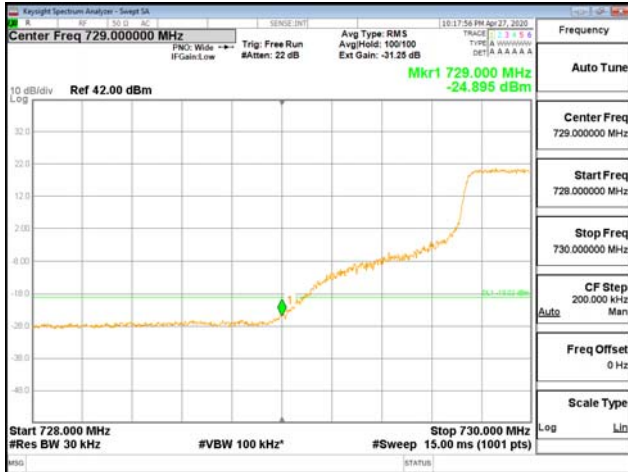


CTK Co., Ltd.
 (Ho-dong), 113, Yejik-ro, Cheoin-gu,
 Yongin-si, Gyeonggi-do, Korea
 Tel: +82-31-339-9970
 Fax: +82-31-624-9501

Report No.:
 CTK-2020-01890
 Page (136) / (146) Pages

**BW 15MHz
 ANTO**

QPSK



64QAM



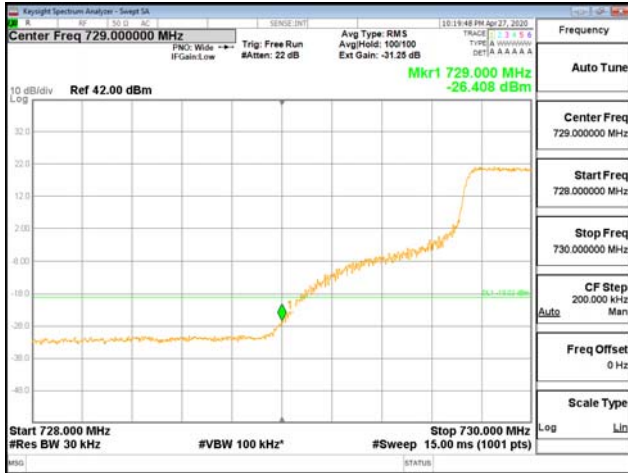


CTK Co., Ltd.
 (Ho-dong), 113, Yejik-ro, Cheoin-gu,
 Yongin-si, Gyeonggi-do, Korea
 Tel: +82-31-339-9970
 Fax: +82-31-624-9501

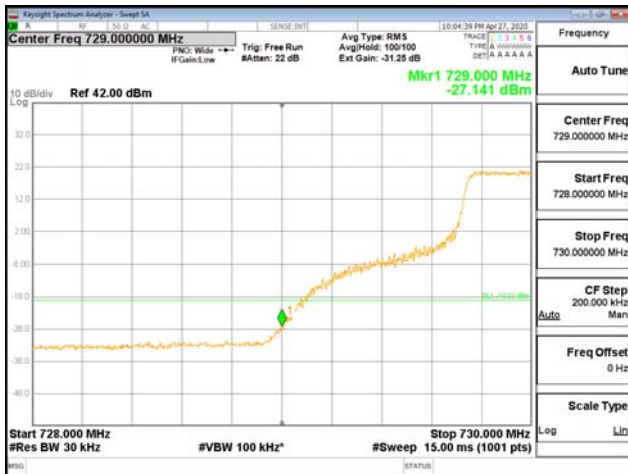
Report No.:
 CTK-2020-01890
 Page (137) / (146) Pages

ANT1

QPSK



64QAM



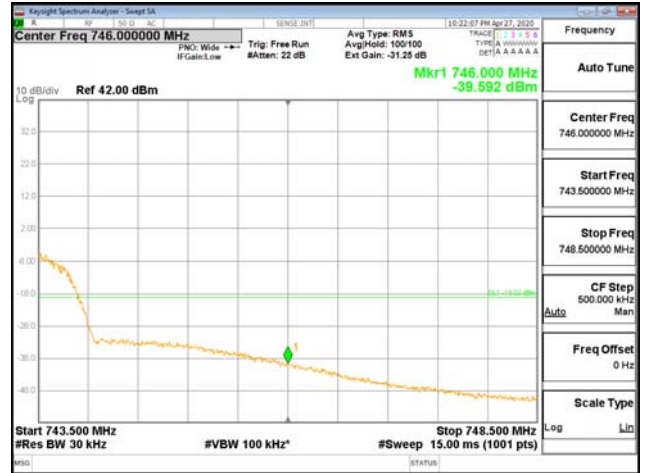


CTK Co., Ltd.
(Ho-dong), 113, Yejik-ro, Cheoin-gu,
Yongin-si, Gyeonggi-do, Korea
Tel: +82-31-339-9970
Fax: +82-31-624-9501

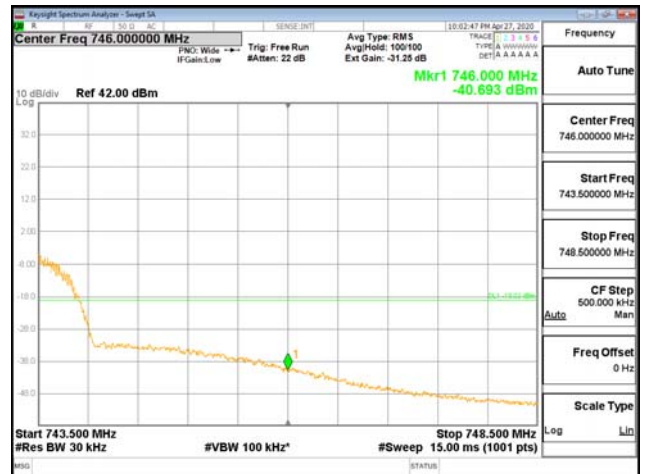
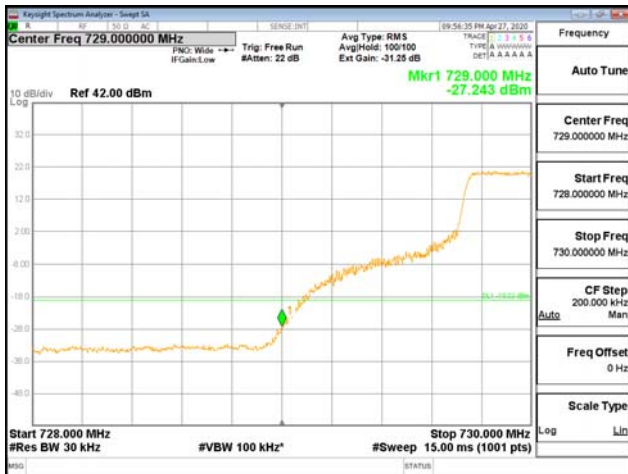
Report No.:
CTK-2020-01890
Page (138) / (146) Pages

ANT2

QPSK



64QAM



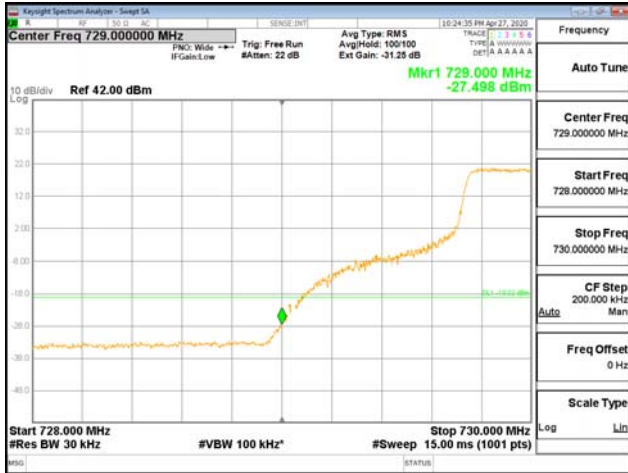


CTK Co., Ltd.
 (Ho-dong), 113, Yejik-ro, Cheoin-gu,
 Yongin-si, Gyeonggi-do, Korea
 Tel: +82-31-339-9970
 Fax: +82-31-624-9501

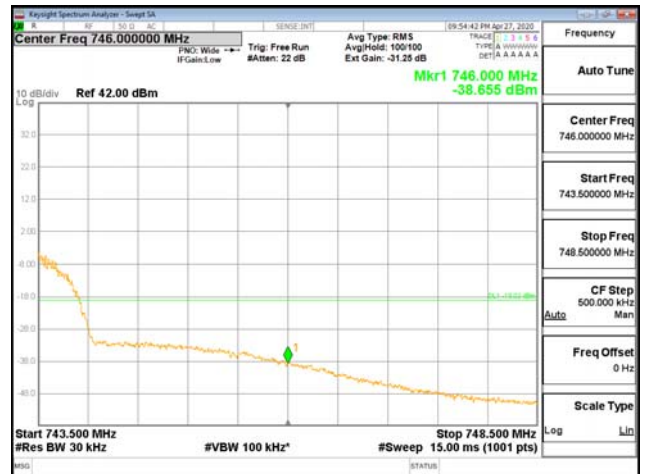
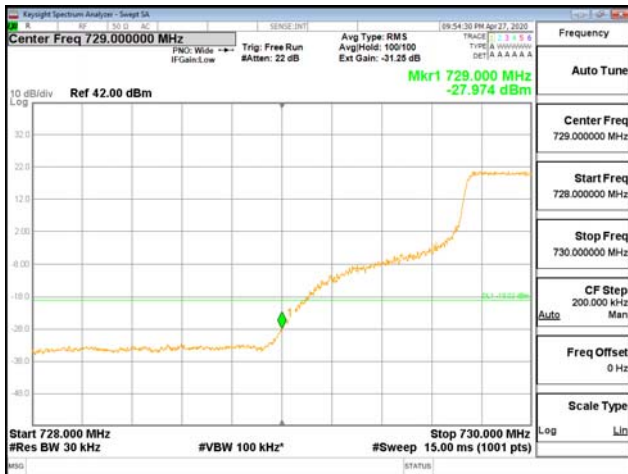
Report No.:
 CTK-2020-01890
 Page (139) / (146) Pages


ANT3

QPSK



64QAM



 <p>CTK Co., Ltd. The Prime Leader of Global Regulatory Certification</p>	<p>CTK Co., Ltd. (Ho-dong), 113, Yejik-ro, Cheoin-gu, Yongin-si, Gyeonggi-do, Korea Tel: +82-31-339-9970 Fax: +82-31-624-9501</p>	<p>Report No.: CTK-2020-01890 Page (140) / (146) Pages</p>	
----------------------------------------------------------------------------------------------------------------------------------------------------------------	----------------------------------------------------------------------------------------------------------------------------------------------------------	--------------------------------------------------------------------	--

7. Radiated Spurious Emission

Test Requirements :

§ 2.1053 Measurements required : Field strength of spurious radiation.

(a) Measurements shall be made to detect spurious emissions that may be radiated directly from the cabinet, control circuits, power leads, or intermediate circuit elements under normal conditions of installation and operation. Curves or equivalent data shall be supplied showing the magnitude of each harmonic and other spurious emission. For this test, single sideband, independent sideband, and controlled carrier transmitters shall be modulated under the conditions specified in paragraph (c) of §2.1049, as appropriate. For equipment operating on frequencies below 890 MHz, an open field test is normally required, with the measuring instrument antenna located in the far-field at all test frequencies. In the event it is either impractical or impossible to make open field measurements (e.g. a broadcast transmitter installed in a building) measurements will be accepted of the equipment as installed. Such measurements must be accompanied by a description of the site where the measurements were made showing the location of any possible source of reflections which might distort the field strength measurements. Information submitted shall include the relative radiated power of each spurious emission with reference to the rated power output of the transmitter, assuming all emissions are radiated from halfwave dipole antennas.

(b) The measurements specified in paragraph (a) of this section shall be made for the following equipment:

- (1) Those in which the spurious emissions are required to be 60 dB or more below the mean power of the transmitter.
- (2) All equipment operating on frequencies higher than 25 MHz.
- (3) All equipment where the antenna is an integral part of, and attached directly to the transmitter.
- (4) Other types of equipment as required, when deemed necessary by the Commission.

§ 27.53 Emission limits

(g) For operations in the 600 MHz band and the 698-746 MHz band, the power of any emission outside a licensee's frequency band(s) of operation shall be attenuated below the transmitter power (P) within the licensed band(s) of operation, measured in watts, by at least $43 + 10 \log (P)$ dB. Compliance with this provision is based on the use of measurement instrumentation employing a resolution bandwidth of 100 kilohertz or greater. However, in the 100 kilohertz bands immediately outside and adjacent to a licensee's frequency block, a resolution bandwidth of at least 30 kHz may be employed.

Test Procedures :

The EUT was placed on a non-conductive rotating platform 1 meters high in a fully anechoic chamber. The radiated emission at the fundamental frequency was measured at 3 m with a test antenna. The maximum emission was recorded from analyzer power level (LVL) from the 360 degrees rotation of the turntable.

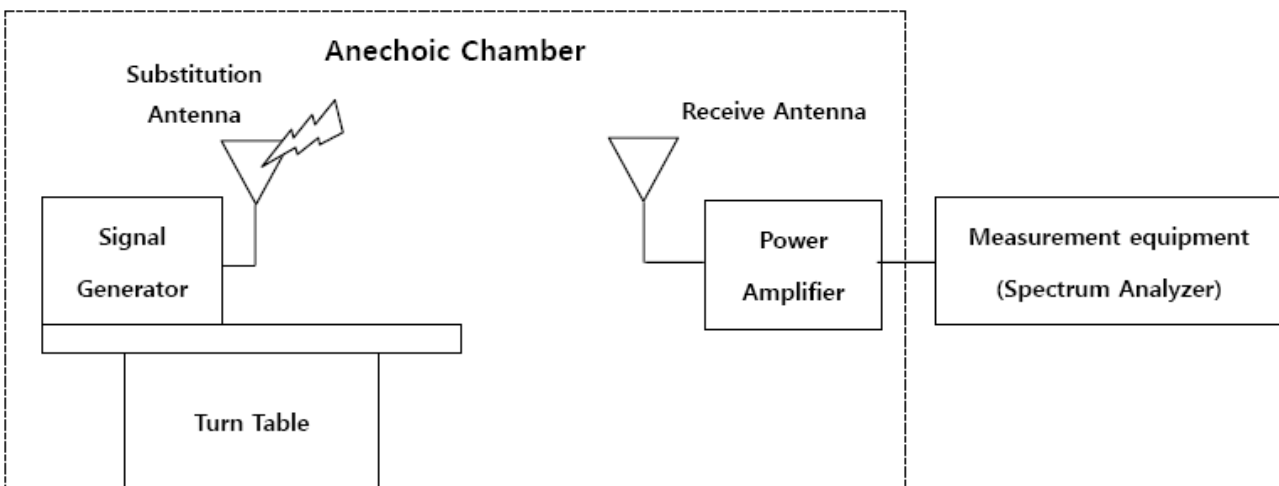
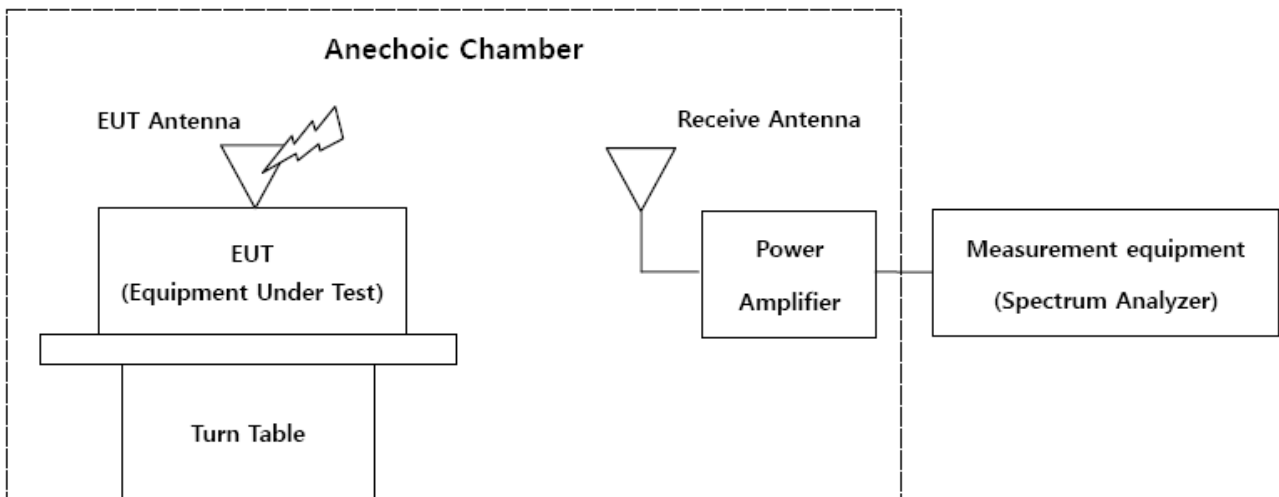
Effective Isotropic Radiated Power (EIRP) was measured by substitution method according to TIA/EIA-603-C.

The EUT was replaced by substitution antenna at same location, and then a known power from S.G. was applied into the dipole antenna through a Tx cable, and then recorded the maximum Analyzer reading through raised and lowered the test antenna.

The space loss (in dB) = S.G. - Tx Cable loss + Substitution antenna gain - Analyzer reading.

The spectrum was searched from 30 MHz to 10th harmonic.

Test Setup :





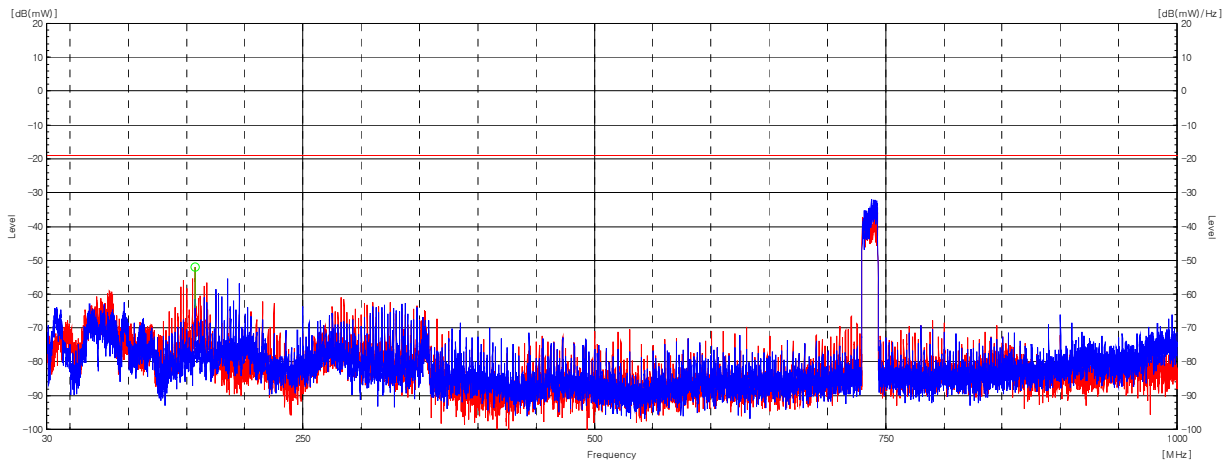
CTK Co., Ltd.
 (Ho-dong), 113, Yejik-ro, Cheoin-gu,
 Yongin-si, Gyeonggi-do, Korea
 Tel: +82-31-339-9970
 Fax: +82-31-624-9501

Report No.:
 CTK-2020-01890
 Page (142) / (146) Pages

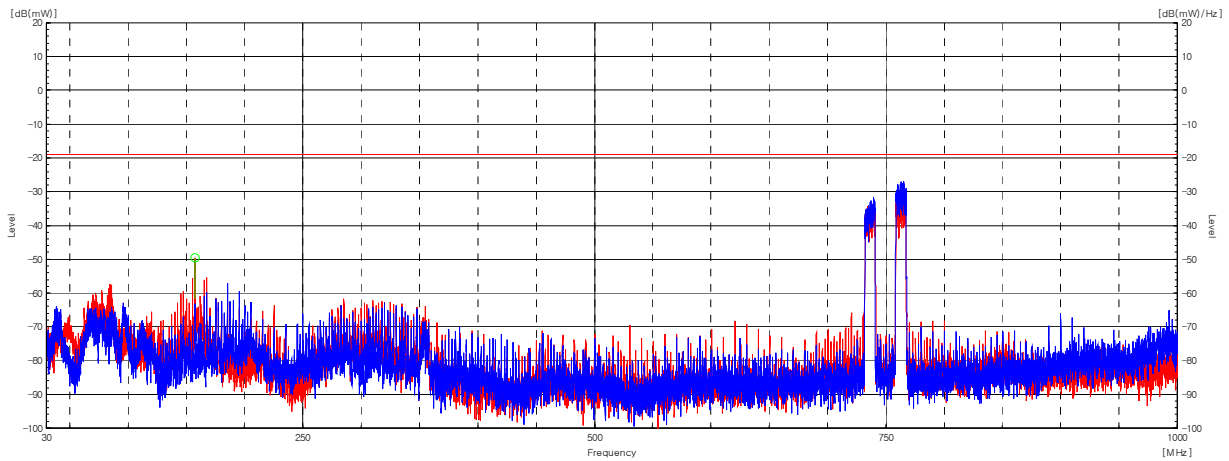
Test Results :

- * We have done all test case. Test data was only the worst case.
- * In all test cases, the measurement results in the following measurement bands are similar.
 (30 MHz - 1 GHz, 1 GHz - 18 GHz)

Frequency range	30 MHz - 1 GHz
Test mode	Band 12
Channel bandwidth	10 MHz



Frequency range	30 MHz - 1 GHz
Test mode	Band 12 + Band 14
Channel bandwidth	10 MHz + 10 MHz

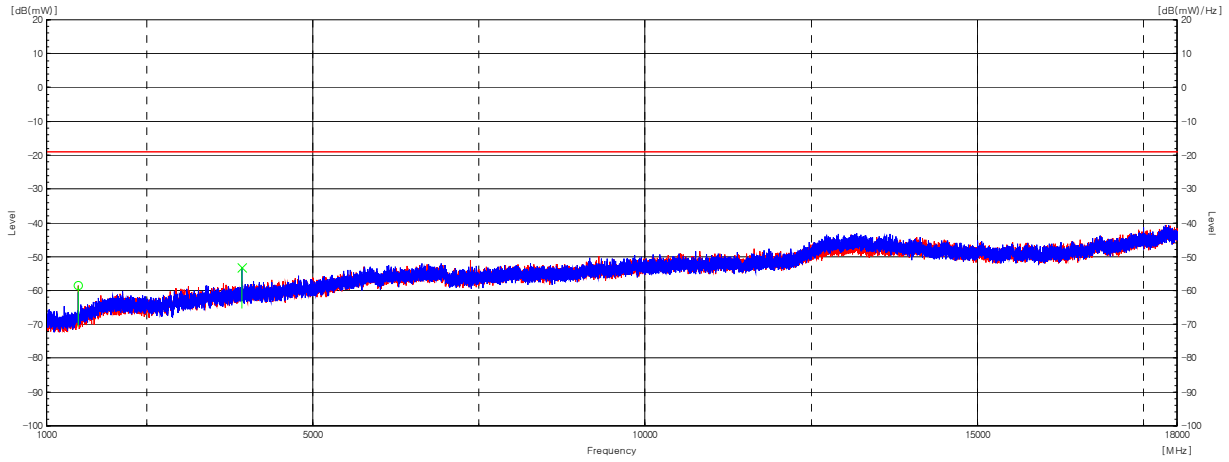




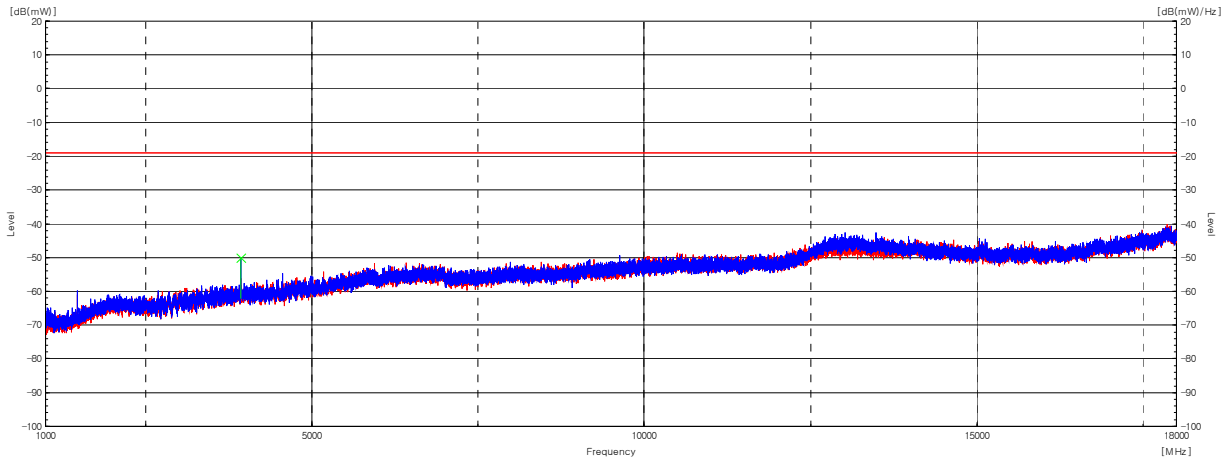
CTK Co., Ltd.
 (Ho-dong), 113, Yejik-ro, Cheoin-gu,
 Yongin-si, Gyeonggi-do, Korea
 Tel: +82-31-339-9970
 Fax: +82-31-624-9501

Report No.:
 CTK-2020-01890
 Page (143) / (146) Pages

Frequency range	1 GHz - 18 GHz
Test mode	Band 12
Channel bandwidth	10 MHz



Frequency range	1 GHz - 18 GHz
Test mode	Band 12 + Band 14
Channel bandwidth	15 MHz + 10 MHz





CTK Co., Ltd.
(Ho-dong), 113, Yejik-ro, Cheoin-gu,
Yongin-si, Gyeonggi-do, Korea
Tel: +82-31-339-9970
Fax: +82-31-624-9501

Report No.:
CTK-2020-01890
Page (144) / (146) Pages

8. Frequency Stability

Test Requirements :

§ 2.1055 Measurements required : Frequency stability.

(a) The frequency stability shall be measured with variation of ambient temperature as follows:

- (1) From -30° to $+50^{\circ}$ centigrade for all equipment except that specified in paragraphs (a) (2) and (3) of this section.
- (2) From -20° to $+50^{\circ}$ centigrade for equipment to be licensed for use in the Maritime Services under part 80 of this chapter, except for Class A, B, and S Emergency Position Indicating Radiobeacons (EPIRBS), and equipment to be licensed for use above 952 MHz at operational fixed stations in all services, stations in the Local Television Transmission Service and Point-to-Point Microwave Radio Service under part 21 of this chapter, equipment licensed for use aboard aircraft in the Aviation Services under part 87 of this chapter, and equipment authorized for use in the Family Radio Service under part 95 of this chapter.
- (3) From 0° to $+50^{\circ}$ centigrade for equipment to be licensed for use in the Radio Broadcast Services under part 73 of this chapter.

(b) The frequency stability shall be measured with variation of primary supply voltage as follows:

- (1) Vary primary supply voltage from 85 to 115 percent of the nominal value for other than hand carried battery equipment.

§ 27.54 Frequency stability

The frequency stability shall be sufficient to ensure that the fundamental emissions stay within the authorized bands of operation.

Test Procedures :

- (a) Device is placed at the oven room. The oven room could control the temperatures and humidity. Power warm up is at least 15 min and power applied should perform before recording frequency error.
- (b) The test voltage range is from minimum to maximum working voltage. Each step shall be record the frequency error rate.
- (c) The temperature range step is 10 degrees in this test items. All temperature levels shall be hold the $\pm 0.5^{\circ}\text{C}$ during the measurement testing. The each temperature step shall be at least 0.5 hours, consider the EUT could be test under the stability condition.



CTK Co., Ltd.
 (Ho-dong), 113, Yejik-ro, Cheoin-gu,
 Yongin-si, Gyeonggi-do, Korea
 Tel: +82-31-339-9970
 Fax: +82-31-624-9501

Report No.:
 CTK-2020-01890
 Page (145) / (146) Pages

Test Results :

Test Data at output Antenna Port 0

Operating frequency	736.5
Channel bandwidth	10 MHz
Reference voltage / temperature	-48 Vdc / 20 °C
Modulation type	256QAM

Voltage (%)	Temperature (°C)	Frequency (Hz)	Frequency Error (Hz)	Frequency Error (ppm)
100	+20(Ref)	736 500 007	6.8	0.0000
	-30	736 500 008	7.6	0.0012
	-20	736 500 007	6.8	0.0001
	-10	736 500 006	6.2	-0.0007
	0	736 500 006	6.1	-0.0009
	+10	736 500 007	6.6	-0.0002
	+30	736 500 007	6.6	-0.0002
	+40	736 500 006	6.2	-0.0007
	+50	736 500 007	7.1	0.0004
115	+20	736 500 006	6.3	-0.0006
85	+20	736 500 007	7.1	0.0005

Note:

The results of the frequency stability test shown above the frequency deviation measured values are very small and similar trend for each port, so we are attached only the worst case data.



CTK Co., Ltd.
(Ho-dong), 113, Yejik-ro, Cheoin-gu,
Yongin-si, Gyeonggi-do, Korea
Tel: +82-31-339-9970
Fax: +82-31-624-9501

Report No.:
CTK-2020-01890
Page (146) / (146) Pages

APPENDIX A – Test Equipment Used For Tests

	Name of Equipment	Manufacturer	Model No.	Serial No.	Due Date
1	MXA Signal Analyzer	Agilent	N9020A	MY50200096	2021-02-26
2	EMI Test Receiver	R&S	ESCI7	100814	2020-10-22
3	Bilog Antenna	Schaffner	CBL6111C	2551	2021-04-17
4	Biconical Antenna	SCHWARZBECK	VUBA 9117	9117-280	2020-10-29
5	6dB Attenuator	R&S	DNF	272.4110.50-1	2021-03-03
6	AMPLIFIER	SONOMA	310	291721	2021-01-22
7	Horn Antenna	ETS-Lindgren	3115	00078894	2020-12-10
8	Horn Antenna	ETS-Lindgren	3115	00078895	2021-04-13
9	Signal Generator	R&S	SMB100A	175528	2021-04-28
10	PREAMPLIFIER	Agilent	8449B	3008A02011	2020-11-25
11	Fixed Attenuator(30 dB, 300W)	BIRD	300-WA-MFN-30	0204911	2021-02-26
12	Fixed Attenuator(30 dB, 300W)	BIRD	300-WA-MFN-30	0205048	2021-02-26
13	Fixed Attenuator(30 dB, 300W)	BIRD	300-WA-MFN-30	0204910	2021-02-26
14	Fixed Attenuator(30 dB, 300W)	BIRD	300-WA-MFN-30	0205092	2021-02-26
15	Temp & Humidity Chamber	Kunpoong	INNOTECH CO., Ltd.	201801002A-001	2021-04-17
16	DC POWER SUPPLY	Agilent	6674A	MY41001477	2021-02-26
17	System Power Supply	HP	6032A	3440A-10521	2021-01-16