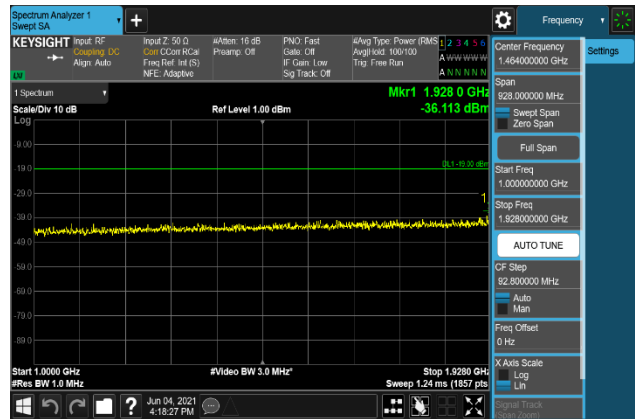




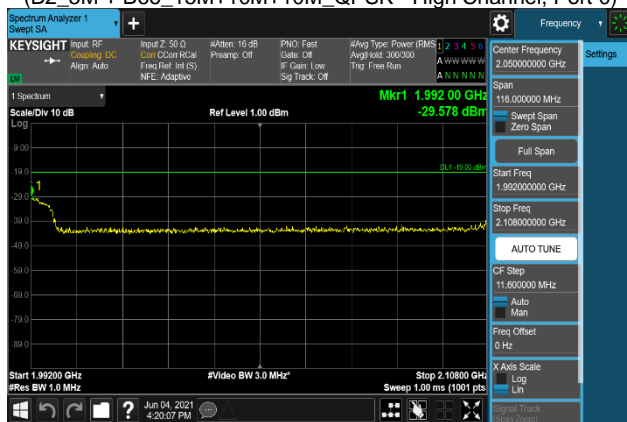
Plot 7-2311. Conducted Spurious Emission Plot
30 MHz to 1 GHz

(B2_5M + B66_15M+10M+10M_QPSK - High Channel, Port 0)



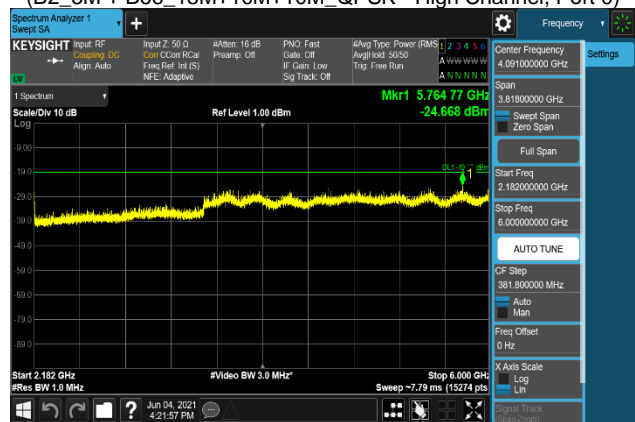
Plot 7-2312. Conducted Spurious Emission Plot
1 GHz to 1.928 GHz

(B2_5M + B66_15M+10M+10M_QPSK - High Channel, Port 0)



Plot 7-2313. Conducted Spurious Emission Plot
1.992 GHz to 2.108 GHz

(B2_5M + B66_15M+10M+10M_QPSK - High Channel, Port 0)



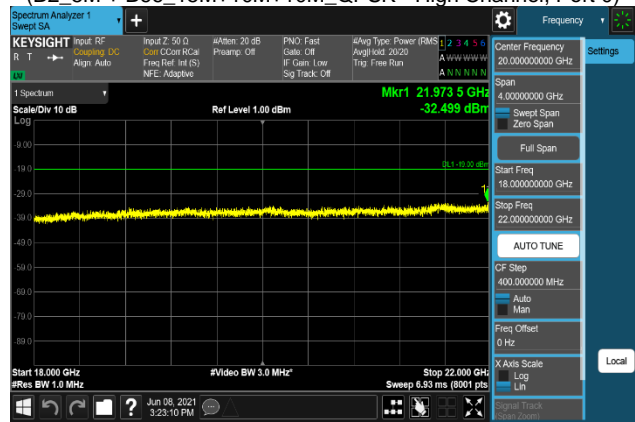
Plot 7-2314. Conducted Spurious Emission Plot
2.182 GHz to 6 GHz

(B2_5M + B66_15M+10M+10M_QPSK - High Channel, Port 0)



Plot 7-2315. Conducted Spurious Emission Plot
6 GHz to 18 GHz

(B2_5M + B66_15M+10M+10M_QPSK - High Channel, Port 0)



Plot 7-2316. Conducted Spurious Emission Plot
18 GHz to 22 GHz

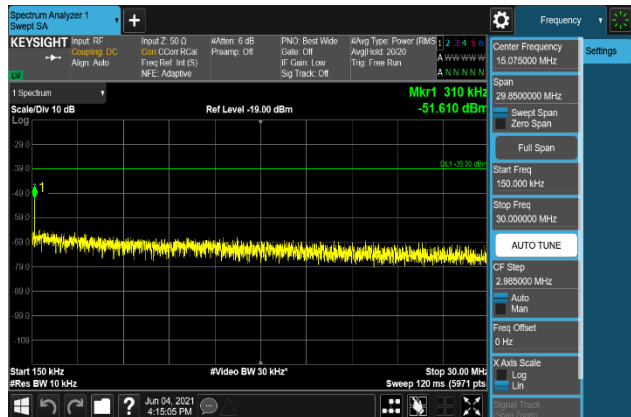
(B2_5M + B66_15M+10M+10M_QPSK - High Channel, Port 0)

| | | | | |
|---|---|---|--|--|
| FCC ID: A3LRF4402D-D1A | | MEASUREMENT REPORT (Class II Permissive Change) | | Approved by: Technical Manager |
| Test Report S/N: 8K21053101R1.A3L | Test Dates: 06/01/2021-06/15/2021 | EUT Type: RRU(RF4402d) | | Page 443 of 515 |



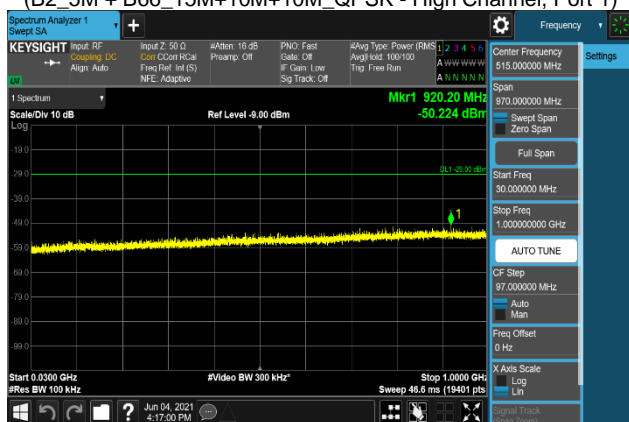
Plot 7-2317. Conducted Spurious Emission Plot
9 kHz to 150 kHz

(B2_5M + B66_15M+10M+10M_QPSK - High Channel, Port 1)



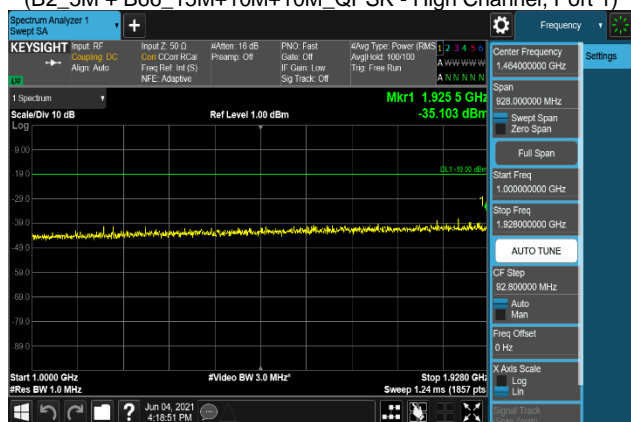
Plot 7-2318. Conducted Spurious Emission Plot
150 kHz to 30 MHz

(B2_5M + B66_15M+10M+10M_QPSK - High Channel, Port 1)



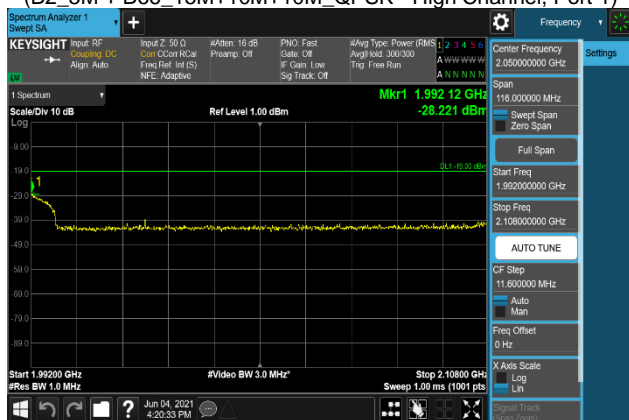
Plot 7-2319. Conducted Spurious Emission Plot
30 MHz to 1 GHz

(B2_5M + B66_15M+10M+10M_QPSK - High Channel, Port 1)



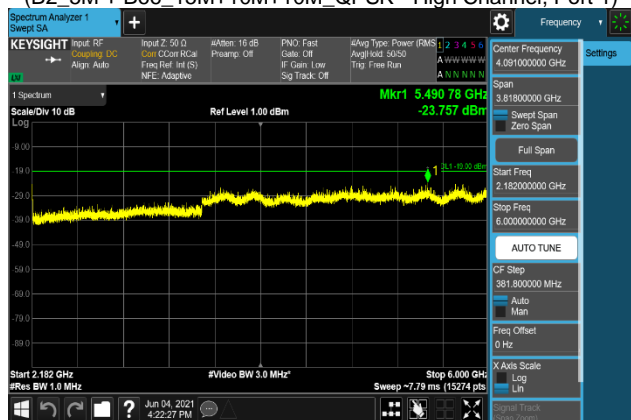
Plot 7-2320. Conducted Spurious Emission Plot
1 GHz to 1.928 GHz

(B2_5M + B66_15M+10M+10M_QPSK - High Channel, Port 1)



Plot 7-2321. Conducted Spurious Emission Plot
1.992 GHz to 2.108 GHz

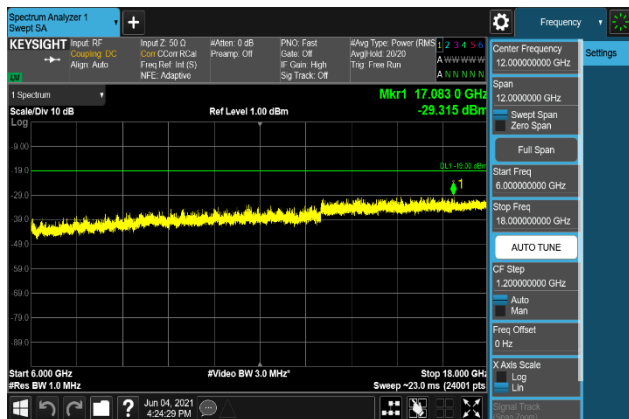
(B2_5M + B66_15M+10M+10M_QPSK - High Channel, Port 1)



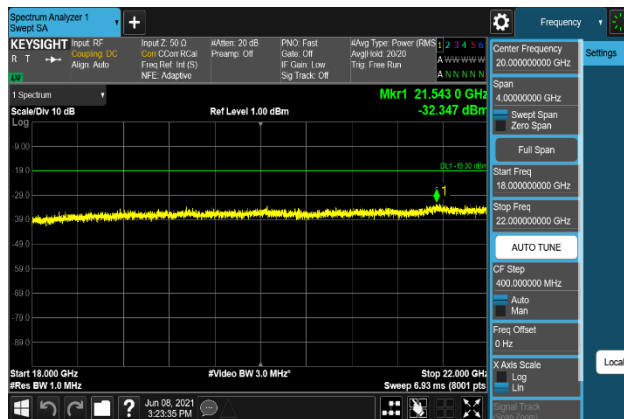
Plot 7-2322. Conducted Spurious Emission Plot
2.182 GHz to 6 GHz

(B2_5M + B66_15M+10M+10M_QPSK - High Channel, Port 1)

| | | | | |
|---|---|---|--|--|
| FCC ID: A3LRF4402D-D1A | | MEASUREMENT REPORT (Class II Permissive Change) | | Approved by: Technical Manager |
| Test Report S/N: 8K21053101R1.A3L | Test Dates: 06/01/2021-06/15/2021 | EUT Type: RRU(RF4402d) | | Page 444 of 515 |



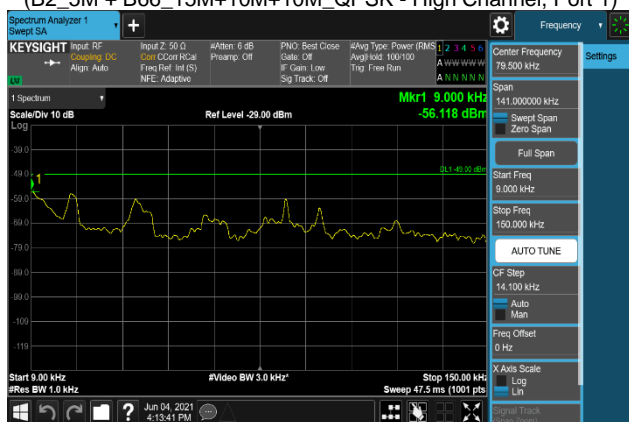
Plot 7-2323. Conducted Spurious Emission Plot
6 GHz to 18 GHz



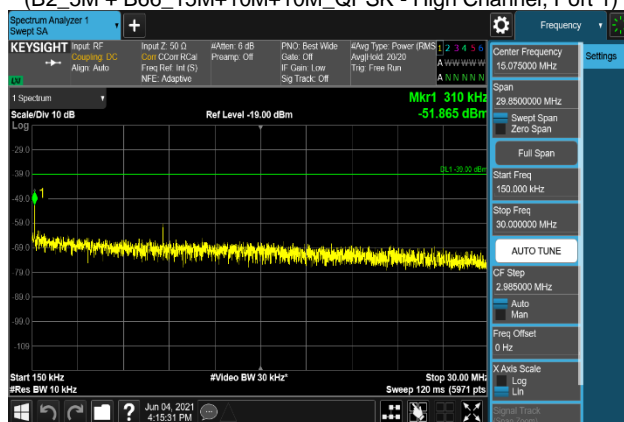
Plot 7-2324. Conducted Spurious Emission Plot
18 GHz to 22 GHz

(B2_5M + B66_15M+10M+10M_QPSK - High Channel, Port 1)

(B2_5M + B66_15M+10M+10M_QPSK - High Channel, Port 1)



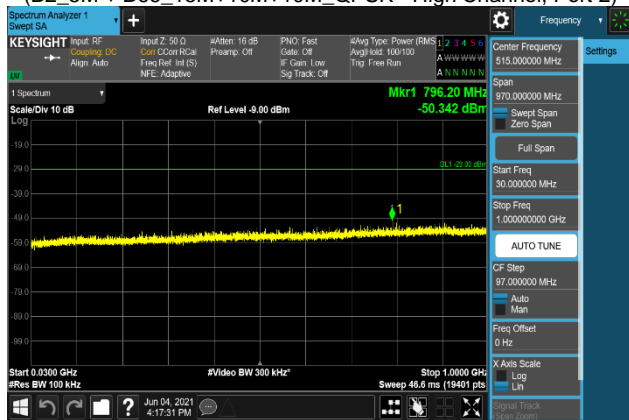
Plot 7-2325. Conducted Spurious Emission Plot
9 kHz to 150 kHz



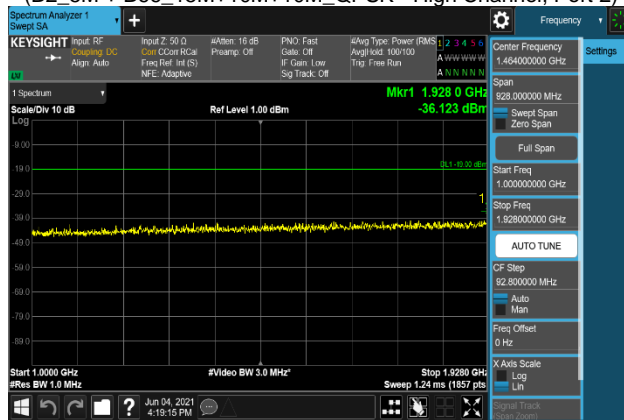
Plot 7-2326. Conducted Spurious Emission Plot
150 kHz to 30 MHz

(B2_5M + B66_15M+10M+10M_QPSK - High Channel, Port 2)

(B2_5M + B66_15M+10M+10M_QPSK - High Channel, Port 2)



Plot 7-2327. Conducted Spurious Emission Plot
30 MHz to 1 GHz

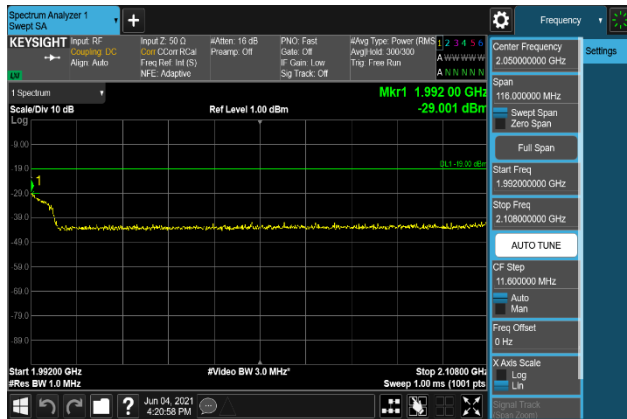


Plot 7-2328. Conducted Spurious Emission Plot
1 GHz to 1.928 GHz

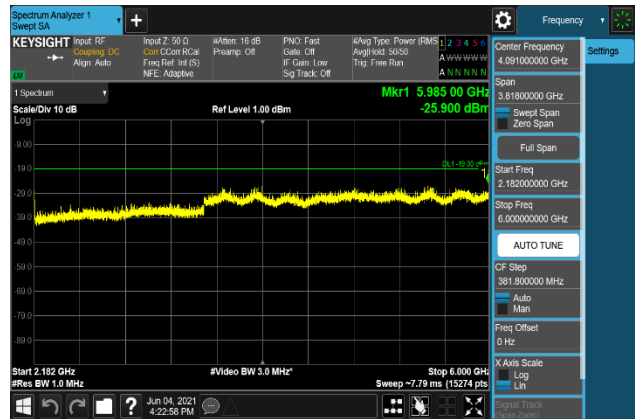
(B2_5M + B66_15M+10M+10M_QPSK - High Channel, Port 2)

(B2_5M + B66_15M+10M+10M_QPSK - High Channel, Port 2)

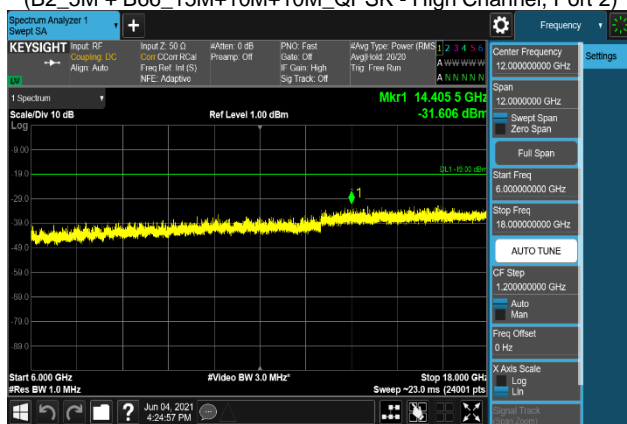
| | | | | |
|--------------------------------------|--------------------------------------|---|--|-----------------------------------|
| FCC ID: A3LRF4402D-D1A | | MEASUREMENT REPORT (Class II Permissive Change) | | Approved by: Technical Manager |
| Test Report S/N: 8K21053101R1.A3L | Test Dates: 06/01/2021-06/15/2021 | EUT Type: RRU(RF4402d) | | Page 445 of 515 |



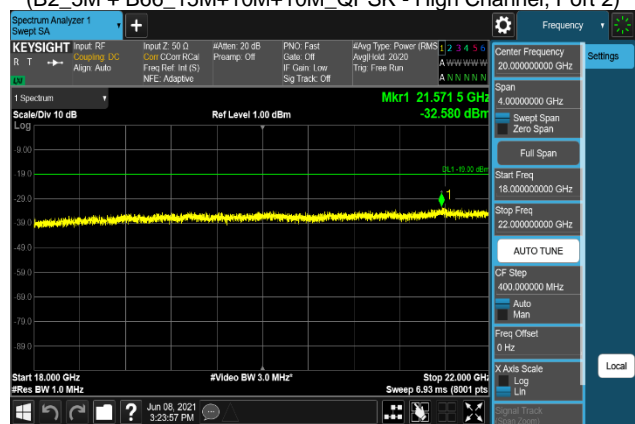
Plot 7-2329. Conducted Spurious Emission Plot
1.992 GHz to 2.108 GHz
(B2_5M + B66_15M+10M+10M_QPSK - High Channel, Port 2)



Plot 7-2330. Conducted Spurious Emission Plot
2.182 GHz to 6 GHz
(B2_5M + B66_15M+10M+10M_QPSK - High Channel, Port 2)



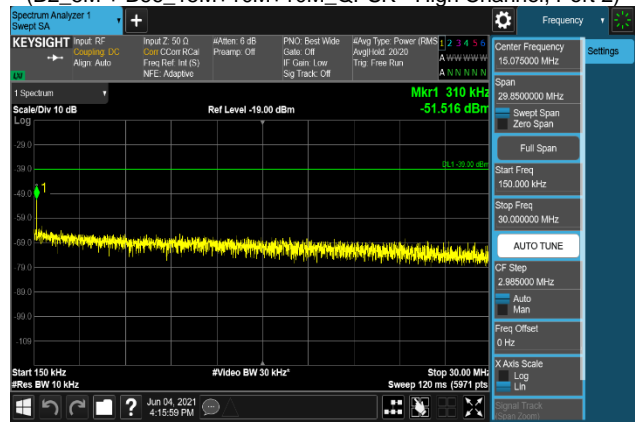
Plot 7-2331. Conducted Spurious Emission Plot
6 GHz to 18 GHz
(B2_5M + B66_15M+10M+10M_QPSK - High Channel, Port 2)



Plot 7-2332. Conducted Spurious Emission Plot
18 GHz to 22 GHz
(B2_5M + B66_15M+10M+10M_QPSK - High Channel, Port 2)

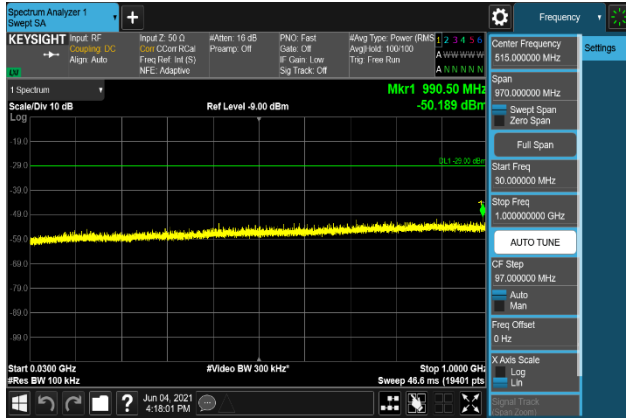


Plot 7-2333. Conducted Spurious Emission Plot
9 kHz to 150 kHz
(B2_5M + B66_15M+10M+10M_QPSK - High Channel, Port 3)



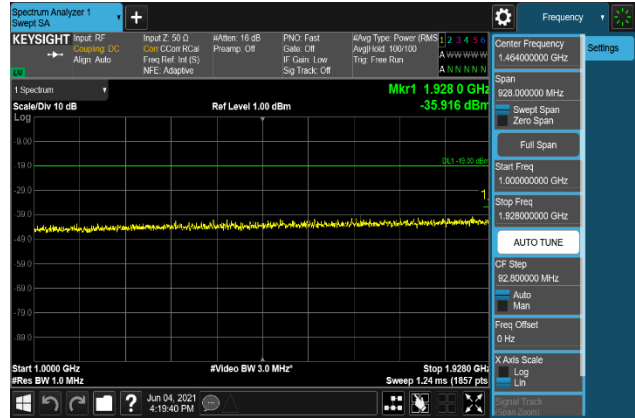
Plot 7-2334. Conducted Spurious Emission Plot
150 kHz to 30 MHz
(B2_5M + B66_15M+10M+10M_QPSK - High Channel, Port 3)

| | | | | |
|---|---|---|--|--|
| FCC ID: A3LRF4402D-D1A | | MEASUREMENT REPORT (Class II Permissive Change) | | Approved by: Technical Manager |
| Test Report S/N: 8K21053101R1.A3L | Test Dates: 06/01/2021-06/15/2021 | EUT Type: RRU(RF4402d) | | Page 446 of 515 |



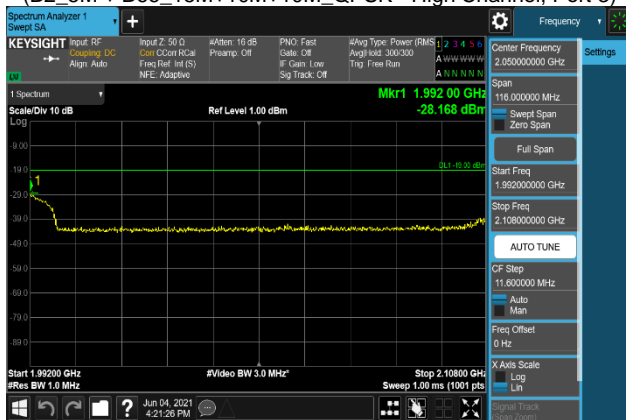
Plot 7-2335. Conducted Spurious Emission Plot
30 MHz to 1 GHz

(B2_5M + B66_15M+10M+10M_QPSK - High Channel, Port 3)



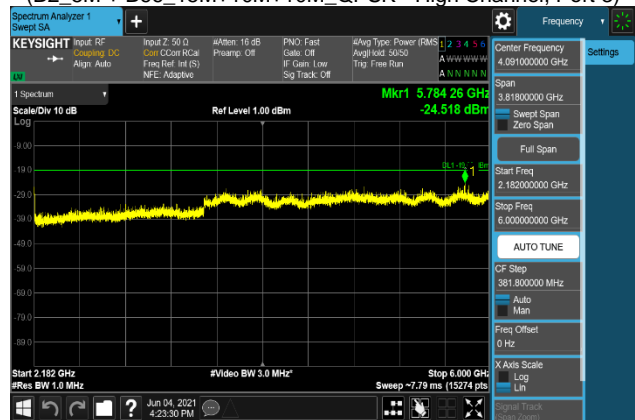
Plot 7-2336. Conducted Spurious Emission Plot
1 GHz to 1.928 GHz

(B2_5M + B66_15M+10M+10M_QPSK - High Channel, Port 3)



Plot 7-2337. Conducted Spurious Emission Plot
1.992 GHz to 2.108 GHz

(B2_5M + B66_15M+10M+10M_QPSK - High Channel, Port 3)



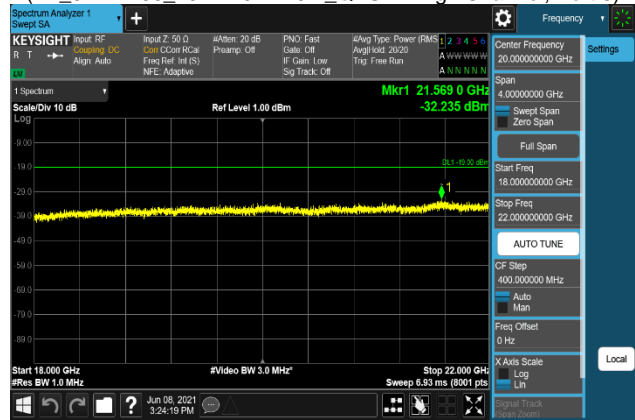
Plot 7-2338. Conducted Spurious Emission Plot
2.182 GHz to 6 GHz

(B2_5M + B66_15M+10M+10M_QPSK - High Channel, Port 3)



Plot 7-2339. Conducted Spurious Emission Plot
6 GHz to 18 GHz

(B2_5M + B66_15M+10M+10M_QPSK - High Channel, Port 3)





Plot 7-2340. Conducted Spurious Emission Plot
18 GHz to 22 GHz

(B2_5M + B66_15M+10M+10M_QPSK - High Channel, Port 3)

| | | | | |
|---|---|---|--|--|
| FCC ID: A3LRF4402D-D1A | | MEASUREMENT REPORT (Class II Permissive Change) | | Approved by: Technical Manager |
| Test Report S/N: 8K21053101R1.A3L | Test Dates: 06/01/2021-06/15/2021 | EUT Type: RRU(RF4402d) | | Page 447 of 515 |



- B2_5M + B66_20M+5M+10M_Carrier Aggregation

| Channel | Port | Measurement Range | Level(dBm) | Limit (dBm) | Margin (dB) |
|------------------|------------------------|------------------------|------------|-------------|-------------|
| Low | 0 | 9 kHz to 150 kHz | -58.757 | -49.0 | -9.737 |
| | | 150 kHz to 30 MHz | -52.079 | -39.0 | -13.059 |
| | | 30 MHz to 1 GHz | -50.254 | -29.0 | -21.234 |
| | | 1 GHz to 1.928 GHz | -28.163 | -19.0 | -9.143 |
| | | 1.992 MHz to 2.108 GHz | -32.048 | -19.0 | -13.028 |
| | | 2.182 GHz to 6 GHz | -24.792 | -19.0 | -5.772 |
| | | 6 GHz to 18 GHz | -29.426 | -19.0 | -10.406 |
| | 18 GHz to 22 GHz | -32.320 | -19.0 | -13.300 | |
| | 1 | 9 kHz to 150 kHz | -59.078 | -49.0 | -10.058 |
| | | 150 kHz to 30 MHz | -52.542 | -39.0 | -13.522 |
| | | 30 MHz to 1 GHz | -50.240 | -29.0 | -21.220 |
| | | 1 GHz to 1.928 GHz | -26.686 | -19.0 | -7.666 |
| | | 1.992 MHz to 2.108 GHz | -32.421 | -19.0 | -13.401 |
| | | 2.182 GHz to 6 GHz | -23.341 | -19.0 | -4.321 |
| | | 6 GHz to 18 GHz | -29.270 | -19.0 | -10.250 |
| | 18 GHz to 22 GHz | -31.959 | -19.0 | -12.939 | |
| | 2 | 9 kHz to 150 kHz | -58.113 | -49.0 | -9.093 |
| | | 150 kHz to 30 MHz | -51.900 | -39.0 | -12.880 |
| | | 30 MHz to 1 GHz | -51.152 | -29.0 | -22.132 |
| | | 1 GHz to 1.928 GHz | -27.481 | -19.0 | -8.461 |
| | | 1.992 MHz to 2.108 GHz | -31.609 | -19.0 | -12.589 |
| | | 2.182 GHz to 6 GHz | -25.801 | -19.0 | -6.781 |
| | | 6 GHz to 18 GHz | -30.960 | -19.0 | -11.940 |
| | 18 GHz to 22 GHz | -32.383 | -19.0 | -13.363 | |
| 3 | 9 kHz to 150 kHz | -58.752 | -49.0 | -9.732 | |
| | 150 kHz to 30 MHz | -52.210 | -39.0 | -13.190 | |
| | 30 MHz to 1 GHz | -50.140 | -29.0 | -21.120 | |
| | 1 GHz to 1.928 GHz | -29.076 | -19.0 | -10.056 | |
| | 1.992 MHz to 2.108 GHz | -31.479 | -19.0 | -12.459 | |
| | 2.182 GHz to 6 GHz | -25.169 | -19.0 | -6.149 | |
| | 6 GHz to 18 GHz | -31.636 | -19.0 | -12.616 | |
| 18 GHz to 22 GHz | -32.226 | -19.0 | -13.206 | | |
| Middle | 0 | 9 kHz to 150 kHz | -56.599 | -49.0 | -7.579 |
| | | 150 kHz to 30 MHz | -51.451 | -39.0 | -12.431 |
| | | 30 MHz to 1 GHz | -50.417 | -29.0 | -21.397 |
| | | 1 GHz to 1.928 GHz | -34.247 | -19.0 | -15.227 |
| | | 1.992 MHz to 2.108 GHz | -32.514 | -19.0 | -13.494 |
| | | 2.182 GHz to 6 GHz | -25.026 | -19.0 | -6.006 |
| | | 6 GHz to 18 GHz | -29.900 | -19.0 | -10.880 |
| | 18 GHz to 22 GHz | -32.195 | -19.0 | -13.175 | |
| | 1 | 9 kHz to 150 kHz | -56.508 | -49.0 | -7.488 |
| | | 150 kHz to 30 MHz | -51.839 | -39.0 | -12.819 |
| | | 30 MHz to 1 GHz | -49.366 | -29.0 | -20.346 |
| | | 1 GHz to 1.928 GHz | -33.886 | -19.0 | -14.866 |
| | | 1.992 MHz to 2.108 GHz | -32.157 | -19.0 | -13.137 |
| | | 2.182 GHz to 6 GHz | -22.782 | -19.0 | -3.762 |
| | | 6 GHz to 18 GHz | -29.165 | -19.0 | -10.145 |
| | 18 GHz to 22 GHz | -32.056 | -19.0 | -13.036 | |
| | | 9 kHz to 150 kHz | -55.570 | -49.0 | -6.550 |
| | | 150 kHz to 30 MHz | -51.335 | -39.0 | -12.315 |
| 30 MHz to 1 GHz | | -50.028 | -29.0 | -21.008 | |

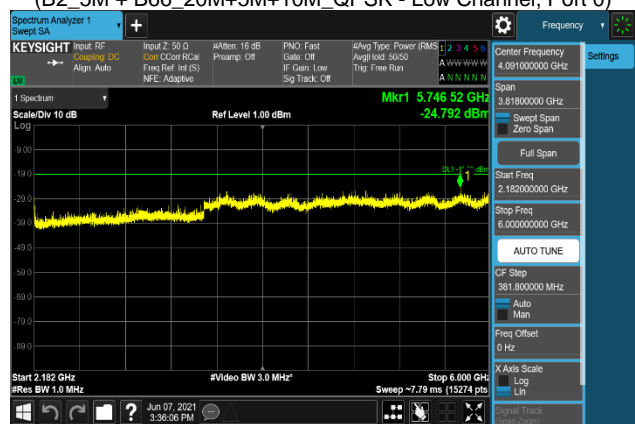
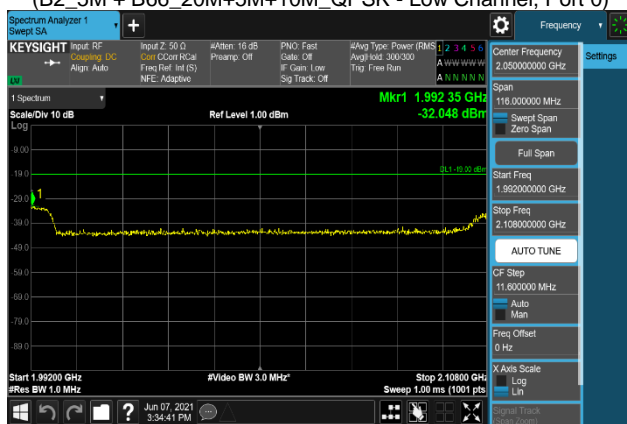
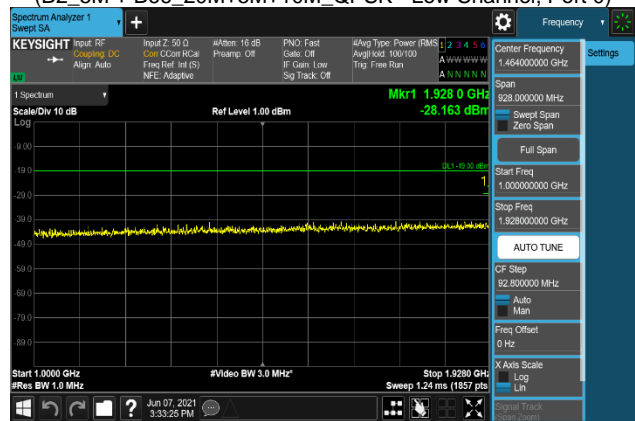
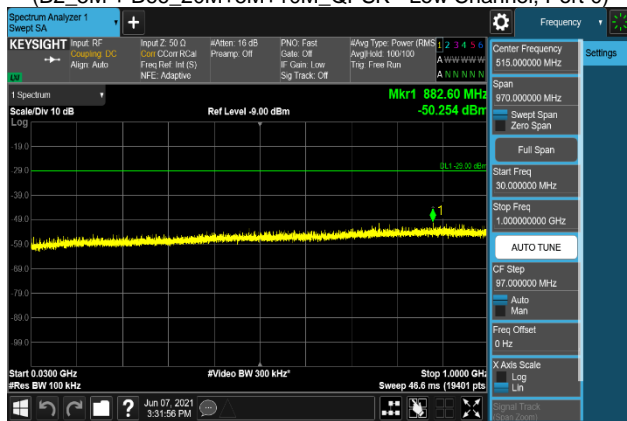
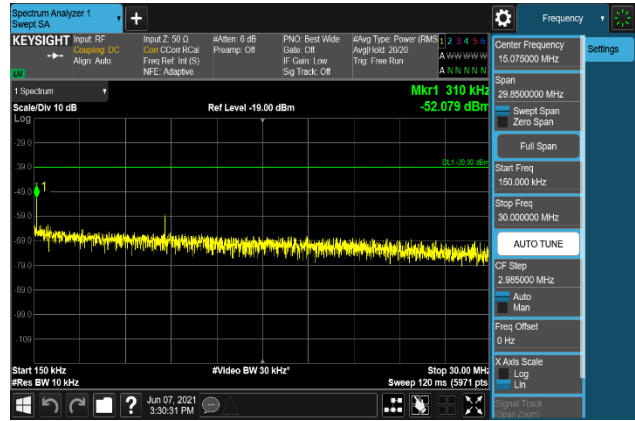
| | | | | |
|---|---|---|---|--|
| FCC ID: A3LRF4402D-D1A |  | MEASUREMENT REPORT (Class II Permissive Change) |  | Approved by: Technical Manager |
| Test Report S/N: 8K21053101R1.A3L | Test Dates: 06/01/2021-06/15/2021 | EUT Type: RRU(RF4402d) | Page 448 of 515 | |

| | | | | | | | |
|------------------------|------------------------|------------------------|---------|-------------------|---------|-------|---------|
| | 2 | 1 GHz to 1.928 GHz | -35.384 | -19.0 | -16.364 | | |
| | | 1.992 MHz to 2.108 GHz | -32.386 | -19.0 | -13.366 | | |
| | | 2.182 GHz to 6 GHz | -24.921 | -19.0 | -5.901 | | |
| | | 6 GHz to 18 GHz | -31.129 | -19.0 | -12.109 | | |
| | | 18 GHz to 22 GHz | -32.696 | -19.0 | -13.676 | | |
| | 3 | 9 kHz to 150 kHz | -56.771 | -49.0 | -7.751 | | |
| | | 150 kHz to 30 MHz | -51.653 | -39.0 | -12.633 | | |
| | | 30 MHz to 1 GHz | -49.669 | -29.0 | -20.649 | | |
| | | 1 GHz to 1.928 GHz | -36.271 | -19.0 | -17.251 | | |
| | | 1.992 MHz to 2.108 GHz | -32.384 | -19.0 | -13.364 | | |
| | | 2.182 GHz to 6 GHz | -25.953 | -19.0 | -6.933 | | |
| | | 6 GHz to 18 GHz | -31.266 | -19.0 | -12.246 | | |
| | | 18 GHz to 22 GHz | -32.227 | -19.0 | -13.207 | | |
| | | High | 0 | 9 kHz to 150 kHz | -59.205 | -49.0 | -10.185 |
| | | | | 150 kHz to 30 MHz | -51.821 | -39.0 | -12.801 |
| 30 MHz to 1 GHz | -50.654 | | | -29.0 | -21.634 | | |
| 1 GHz to 1.928 GHz | -34.850 | | | -19.0 | -15.830 | | |
| 1.992 MHz to 2.108 GHz | -29.538 | | | -19.0 | -10.518 | | |
| 2.182 GHz to 6 GHz | -25.287 | | | -19.0 | -6.267 | | |
| 6 GHz to 18 GHz | -29.680 | | | -19.0 | -10.660 | | |
| 1 | 18 GHz to 22 GHz | | -32.458 | -19.0 | -13.438 | | |
| | 9 kHz to 150 kHz | | -58.872 | -49.0 | -9.852 | | |
| | 150 kHz to 30 MHz | | -51.894 | -39.0 | -12.874 | | |
| | 30 MHz to 1 GHz | | -49.736 | -29.0 | -20.716 | | |
| | 1 GHz to 1.928 GHz | | -35.030 | -19.0 | -16.010 | | |
| | 1.992 MHz to 2.108 GHz | | -27.881 | -19.0 | -8.861 | | |
| | 2.182 GHz to 6 GHz | | -23.936 | -19.0 | -4.916 | | |
| 2 | 6 GHz to 18 GHz | | -27.865 | -19.0 | -8.845 | | |
| | 18 GHz to 22 GHz | | -32.420 | -19.0 | -13.400 | | |
| | 9 kHz to 150 kHz | | -59.047 | -49.0 | -10.027 | | |
| | 150 kHz to 30 MHz | | -51.679 | -39.0 | -12.659 | | |
| | 30 MHz to 1 GHz | | -50.199 | -29.0 | -21.179 | | |
| | 1 GHz to 1.928 GHz | | -36.250 | -19.0 | -17.230 | | |
| | 1.992 MHz to 2.108 GHz | | -30.358 | -19.0 | -11.338 | | |
| 3 | 2.182 GHz to 6 GHz | | -25.153 | -19.0 | -6.133 | | |
| | 6 GHz to 18 GHz | | -31.236 | -19.0 | -12.216 | | |
| | 18 GHz to 22 GHz | | -32.371 | -19.0 | -13.351 | | |
| | 9 kHz to 150 kHz | -58.527 | -49.0 | -9.507 | | | |
| | 150 kHz to 30 MHz | -52.395 | -39.0 | -13.375 | | | |
| | 30 MHz to 1 GHz | -50.201 | -29.0 | -21.181 | | | |
| | 1 GHz to 1.928 GHz | -36.346 | -19.0 | -17.326 | | | |
| | 1.992 MHz to 2.108 GHz | -29.365 | -19.0 | -10.345 | | | |
| | | 2.182 GHz to 6 GHz | -25.742 | -19.0 | -6.722 | | |
| | | 6 GHz to 18 GHz | -30.947 | -19.0 | -11.927 | | |
| | | 18 GHz to 22 GHz | -32.190 | -19.0 | -13.170 | | |

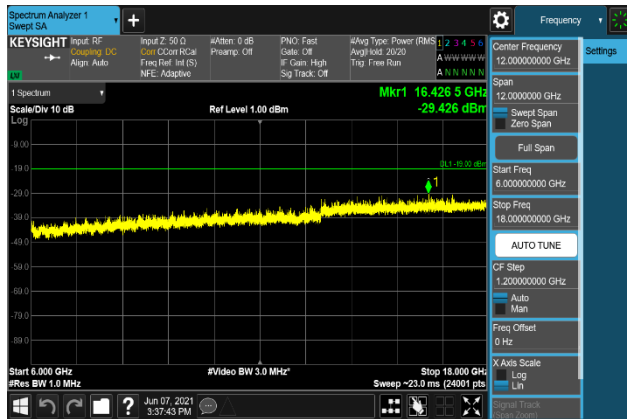
**Table 7-42. Conducted Spurious Emission Summary Data
(B2_5M + B66_20M+5M+10M_Carrier Aggregation)**

| | | | | |
|---|---|--|---|--|
| FCC ID: A3LRF4402D-D1A |  | MEASUREMENT REPORT (Class II Permissive Change) |  | Approved by: Technical Manager |
| Test Report S/N: 8K21053101R1.A3L | Test Dates: 06/01/2021-06/15/2021 | EUT Type: RRU(RF4402d) | Page 449 of 515 | |

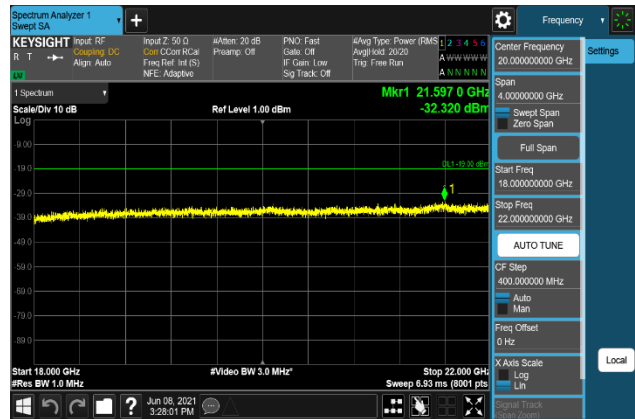
- B2_5M + B66_20M+5M+10M_Carrier Aggregation



| | | | | |
|---|---|---|--|--|
| FCC ID: A3LRF4402D-D1A | | MEASUREMENT REPORT (Class II Permissive Change) | | Approved by: Technical Manager |
| Test Report S/N: 8K21053101R1.A3L | Test Dates: 06/01/2021-06/15/2021 | EUT Type: RRU(RF4402d) | | Page 450 of 515 |



Plot 7-2347. Conducted Spurious Emission Plot
6 GHz to 18 GHz
(B2_5M + B66_20M+5M+10M_QPSK - Low Channel, Port 0)



Plot 7-2348. Conducted Spurious Emission Plot
18 GHz to 22 GHz
(B2_5M + B66_20M+5M+10M_QPSK - Low Channel, Port 0)



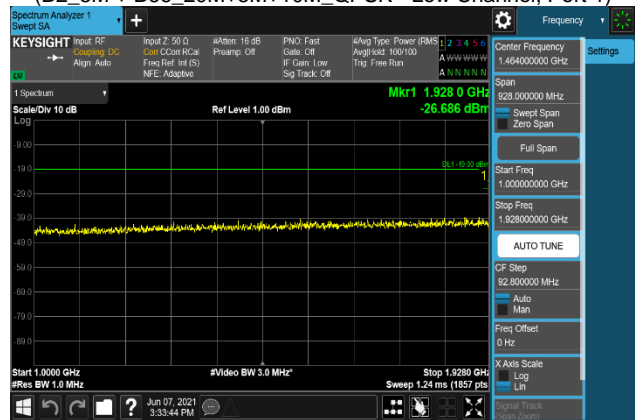
Plot 7-2349. Conducted Spurious Emission Plot
9 kHz to 150 kHz
(B2_5M + B66_20M+5M+10M_QPSK - Low Channel, Port 1)



Plot 7-2350. Conducted Spurious Emission Plot
150 kHz to 30 MHz
(B2_5M + B66_20M+5M+10M_QPSK - Low Channel, Port 1)

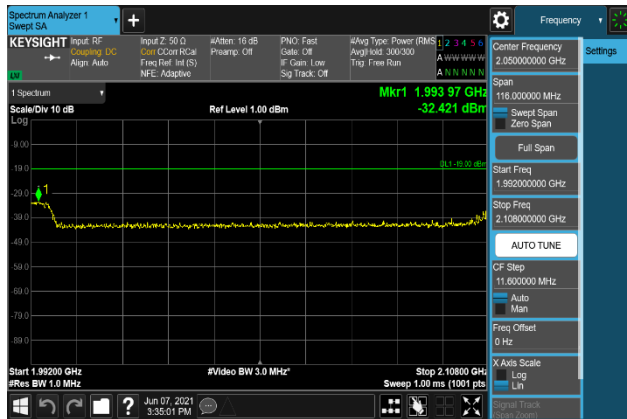


Plot 7-2351. Conducted Spurious Emission Plot
30 MHz to 1 GHz
(B2_5M + B66_20M+5M+10M_QPSK - Low Channel, Port 1)



Plot 7-2352. Conducted Spurious Emission Plot
1 GHz to 1.928 GHz
(B2_5M + B66_20M+5M+10M_QPSK - Low Channel, Port 1)

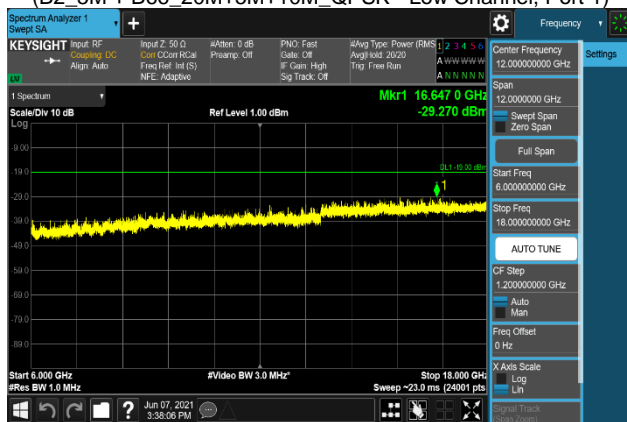
| | | | | |
|---|---|---|--|--|
| FCC ID: A3LRF4402D-D1A | | MEASUREMENT REPORT (Class II Permissive Change) | | Approved by: Technical Manager |
| Test Report S/N: 8K21053101R1.A3L | Test Dates: 06/01/2021-06/15/2021 | EUT Type: RRU(RF4402d) | | Page 451 of 515 |



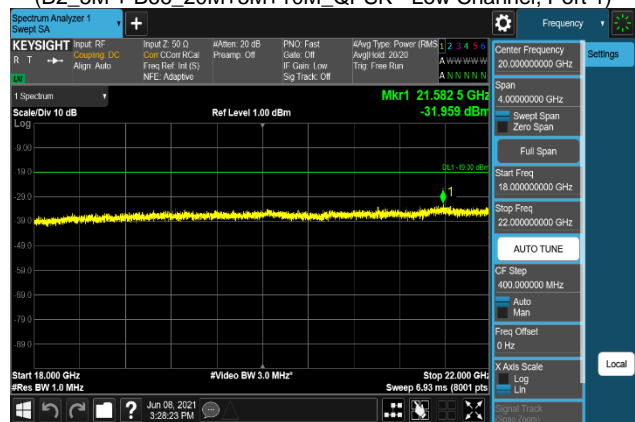
Plot 7-2353. Conducted Spurious Emission Plot
1.992 GHz to 2.108 GHz
(B2_5M + B66_20M+5M+10M_QPSK - Low Channel, Port 1)



Plot 7-2354. Conducted Spurious Emission Plot
2.182 GHz to 6 GHz
(B2_5M + B66_20M+5M+10M_QPSK - Low Channel, Port 1)



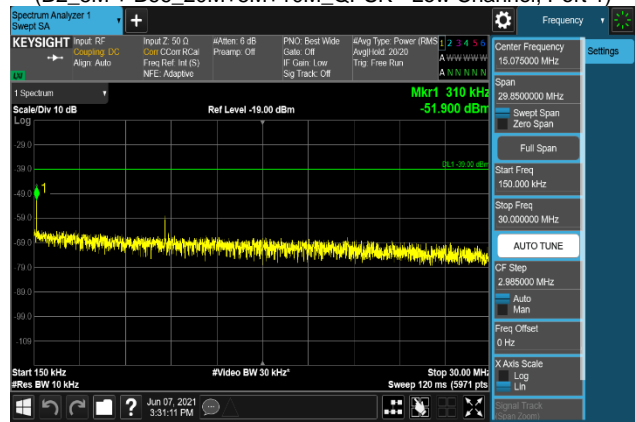
Plot 7-2355. Conducted Spurious Emission Plot
6 GHz to 18 GHz
(B2_5M + B66_20M+5M+10M_QPSK - Low Channel, Port 1)



Plot 7-2356. Conducted Spurious Emission Plot
18 GHz to 22 GHz
(B2_5M + B66_20M+5M+10M_QPSK - Low Channel, Port 1)

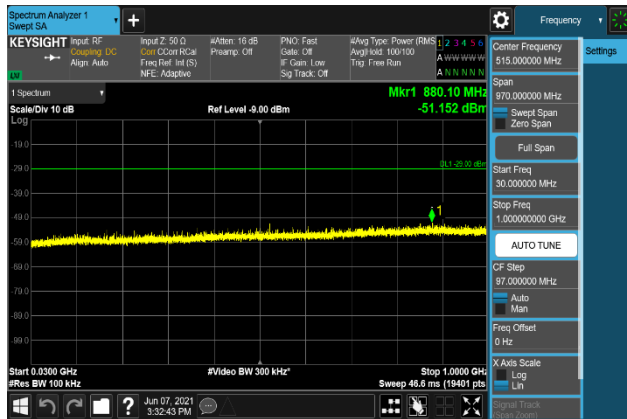


Plot 7-2357. Conducted Spurious Emission Plot
9 kHz to 150 kHz
(B2_5M + B66_20M+5M+10M_QPSK - Low Channel, Port 2)



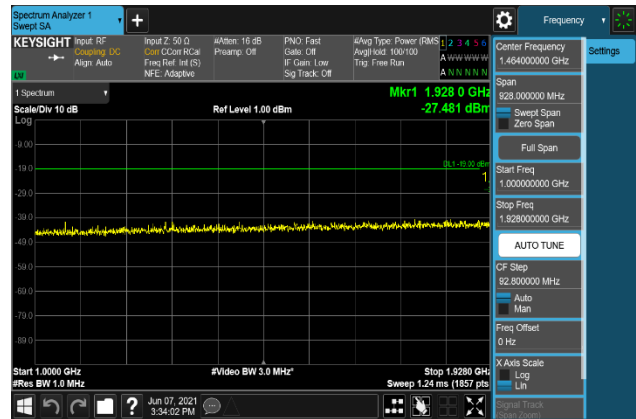
Plot 7-2358. Conducted Spurious Emission Plot
150 kHz to 30 MHz
(B2_5M + B66_20M+5M+10M_QPSK - Low Channel, Port 2)

| | | | | |
|---|---|---|--|--|
| FCC ID: A3LRF4402D-D1A | | MEASUREMENT REPORT (Class II Permissive Change) | | Approved by: Technical Manager |
| Test Report S/N: 8K21053101R1.A3L | Test Dates: 06/01/2021-06/15/2021 | EUT Type: RRU(RF4402d) | | Page 452 of 515 |



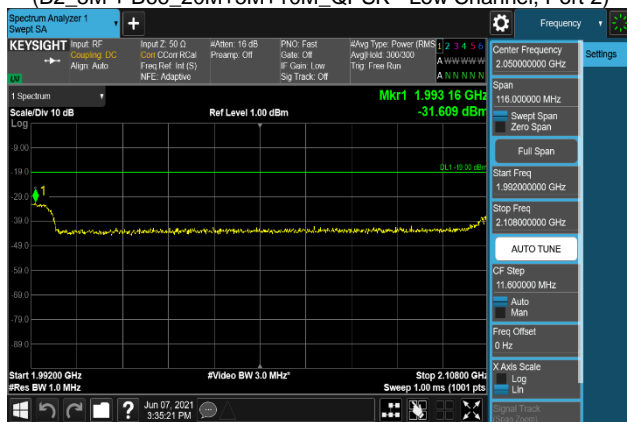
Plot 7-2359. Conducted Spurious Emission Plot
30 MHz to 1 GHz

(B2_5M + B66_20M+5M+10M_QPSK - Low Channel, Port 2)



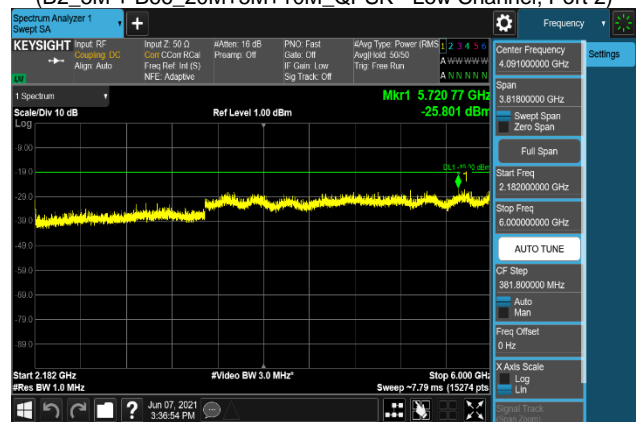
Plot 7-2360. Conducted Spurious Emission Plot
1 GHz to 1.928 GHz

(B2_5M + B66_20M+5M+10M_QPSK - Low Channel, Port 2)



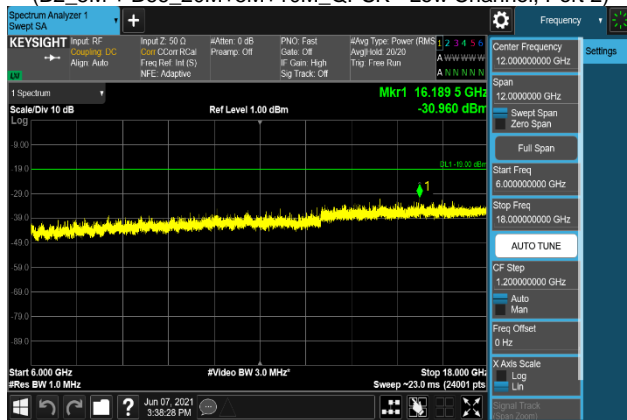
Plot 7-2361. Conducted Spurious Emission Plot
1.992 GHz to 2.108 GHz

(B2_5M + B66_20M+5M+10M_QPSK - Low Channel, Port 2)



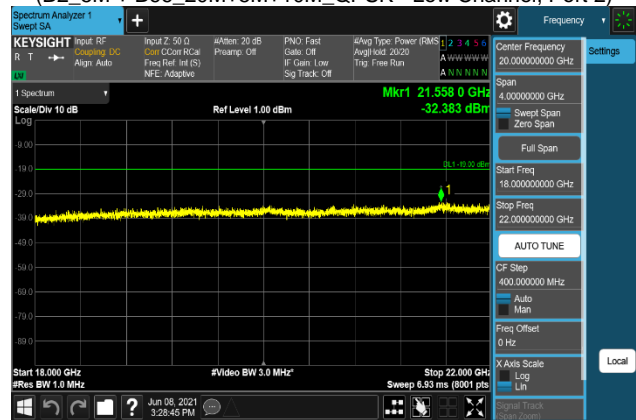
Plot 7-2362. Conducted Spurious Emission Plot
2.182 GHz to 6 GHz

(B2_5M + B66_20M+5M+10M_QPSK - Low Channel, Port 2)



Plot 7-2363. Conducted Spurious Emission Plot
6 GHz to 18 GHz

(B2_5M + B66_20M+5M+10M_QPSK - Low Channel, Port 2)



Plot 7-2364. Conducted Spurious Emission Plot
18 GHz to 22 GHz

(B2_5M + B66_20M+5M+10M_QPSK - Low Channel, Port 2)

| | | | | |
|--------------------------------------|--------------------------------------|---|--|-----------------------------------|
| FCC ID: A3LRF4402D-D1A | | MEASUREMENT REPORT (Class II Permissive Change) | | Approved by: Technical Manager |
| Test Report S/N: 8K21053101R1.A3L | Test Dates: 06/01/2021-06/15/2021 | EUT Type: RRU(RF4402d) | | Page 453 of 515 |



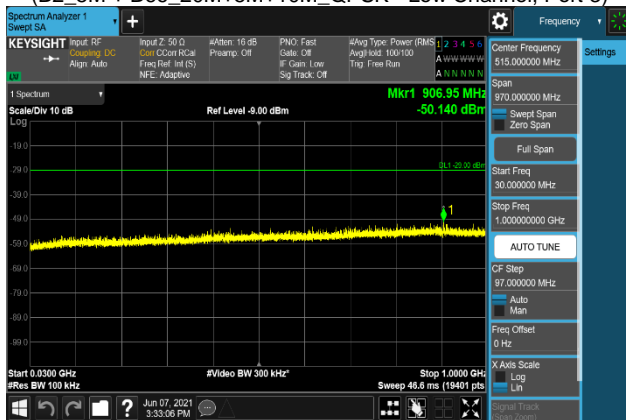
Plot 7-2365. Conducted Spurious Emission Plot
9 kHz to 150 kHz

(B2_5M + B66_20M+5M+10M_QPSK - Low Channel, Port 3)



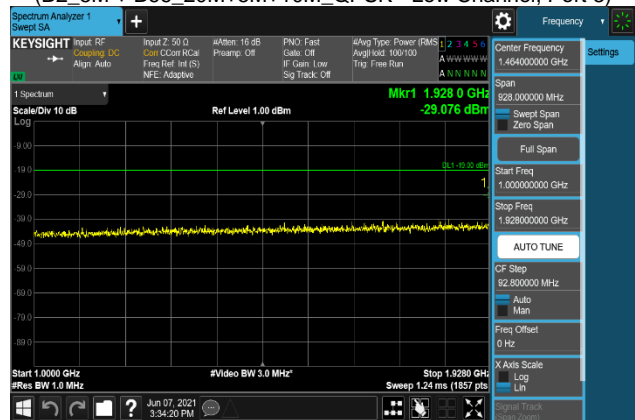
Plot 7-2366. Conducted Spurious Emission Plot
150 kHz to 30 MHz

(B2_5M + B66_20M+5M+10M_QPSK - Low Channel, Port 3)



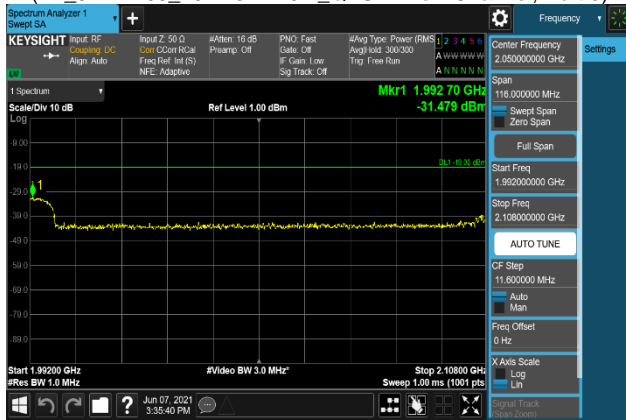
Plot 7-2367. Conducted Spurious Emission Plot
30 MHz to 1 GHz

(B2_5M + B66_20M+5M+10M_QPSK - Low Channel, Port 3)



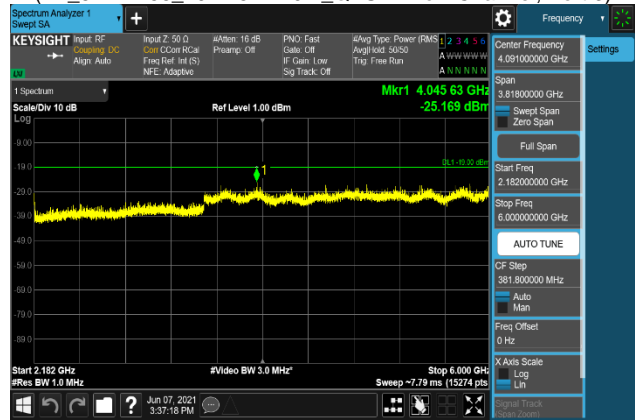
Plot 7-2368. Conducted Spurious Emission Plot
1 GHz to 1.928 GHz

(B2_5M + B66_20M+5M+10M_QPSK - Low Channel, Port 3)



Plot 7-2369. Conducted Spurious Emission Plot
1.992 GHz to 2.108 GHz

(B2_5M + B66_20M+5M+10M_QPSK - Low Channel, Port 3)



Plot 7-2370. Conducted Spurious Emission Plot
2.182 GHz to 6 GHz

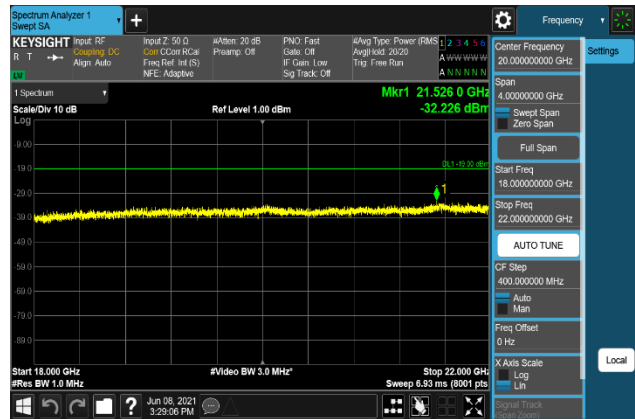
(B2_5M + B66_20M+5M+10M_QPSK - Low Channel, Port 3)

| | | | | |
|---|---|---|--|--|
| FCC ID: A3LRF4402D-D1A | | MEASUREMENT REPORT (Class II Permissive Change) | | Approved by: Technical Manager |
| Test Report S/N: 8K21053101R1.A3L | Test Dates: 06/01/2021-06/15/2021 | EUT Type: RRU(RF4402d) | | Page 454 of 515 |



Plot 7-2371. Conducted Spurious Emission Plot
6 GHz to 18 GHz

(B2_5M + B66_20M+5M+10M_QPSK - Low Channel, Port 3)



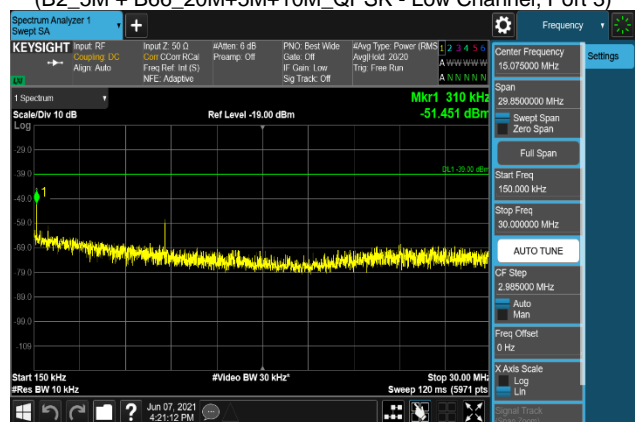
Plot 7-2372. Conducted Spurious Emission Plot
18 GHz to 22 GHz

(B2_5M + B66_20M+5M+10M_QPSK - Low Channel, Port 3)



Plot 7-2373. Conducted Spurious Emission Plot
9 kHz to 150 kHz

(B2_5M + B66_20M+5M+10M_QPSK - Middle Channel, Port 0)



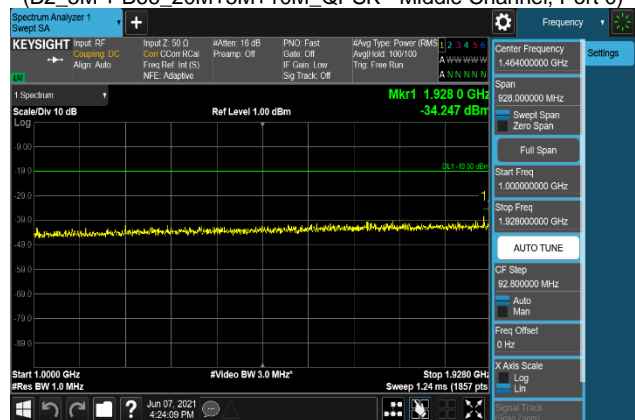
Plot 7-2374. Conducted Spurious Emission Plot
150 kHz to 30 MHz

(B2_5M + B66_20M+5M+10M_QPSK - Middle Channel, Port 0)



Plot 7-2375. Conducted Spurious Emission Plot
30 MHz to 1 GHz

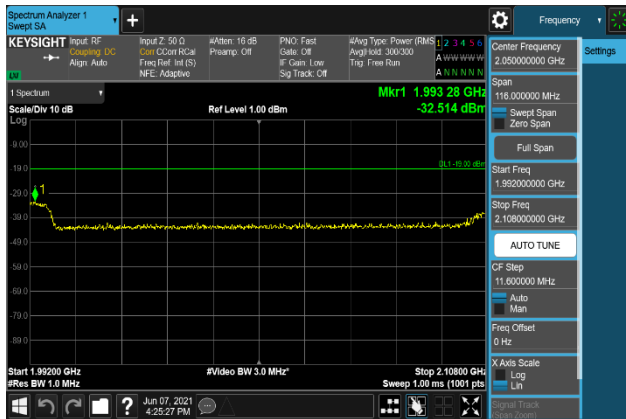
(B2_5M + B66_20M+5M+10M_QPSK - Middle Channel, Port 0)



Plot 7-2376. Conducted Spurious Emission Plot
1 GHz to 1.928 GHz

(B2_5M + B66_20M+5M+10M_QPSK - Middle Channel, Port 0)

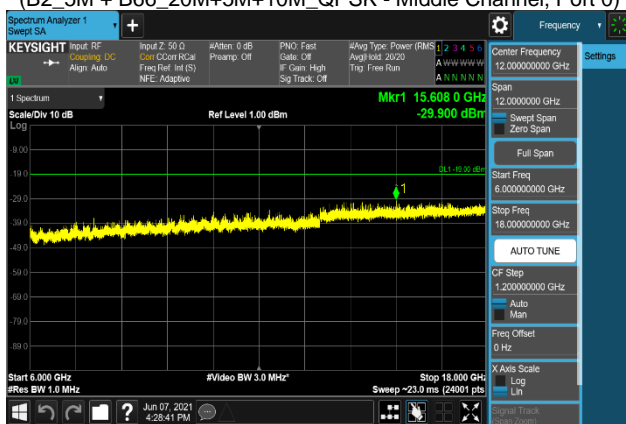
| | | | | |
|---|---|---|--|--|
| FCC ID: A3LRF4402D-D1A | | MEASUREMENT REPORT (Class II Permissive Change) | | Approved by: Technical Manager |
| Test Report S/N: 8K21053101R1.A3L | Test Dates: 06/01/2021-06/15/2021 | EUT Type: RRU(RF4402d) | | Page 455 of 515 |



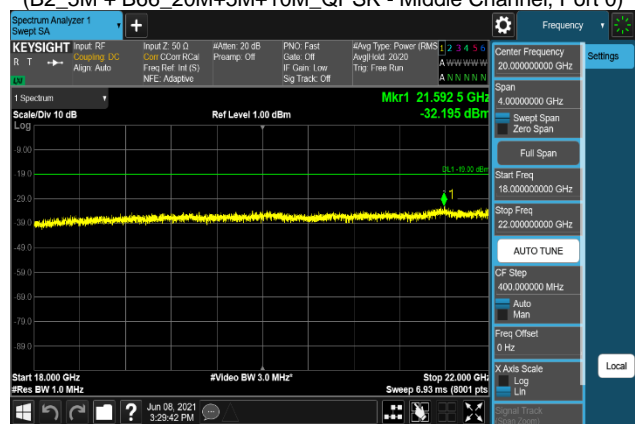
Plot 7-2377. Conducted Spurious Emission Plot
1.992 GHz to 2.108 GHz
(B2_5M + B66_20M+5M+10M_QPSK - Middle Channel, Port 0)



Plot 7-2378. Conducted Spurious Emission Plot
2.182 GHz to 6 GHz
(B2_5M + B66_20M+5M+10M_QPSK - Middle Channel, Port 0)



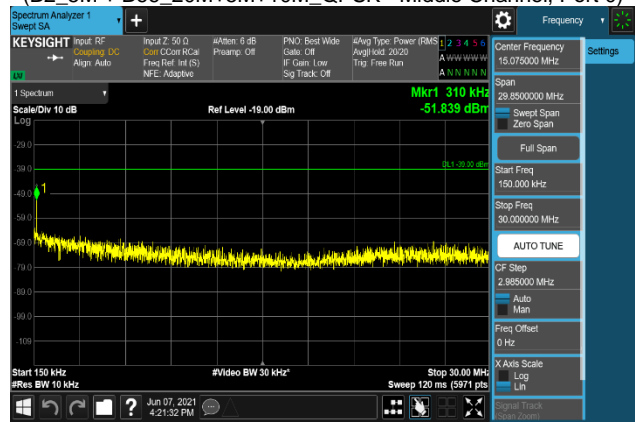
Plot 7-2379. Conducted Spurious Emission Plot
6 GHz to 18 GHz
(B2_5M + B66_20M+5M+10M_QPSK - Middle Channel, Port 0)





Plot 7-2380. Conducted Spurious Emission Plot
18 GHz to 22 GHz
(B2_5M + B66_20M+5M+10M_QPSK - Middle Channel, Port 0)



Plot 7-2381. Conducted Spurious Emission Plot
9 kHz to 150 kHz
(B2_5M + B66_20M+5M+10M_QPSK - Middle Channel, Port 1)



Plot 7-2382. Conducted Spurious Emission Plot
150 kHz to 30 MHz
(B2_5M + B66_20M+5M+10M_QPSK - Middle Channel, Port 1)

| | | | | |
|---|---|---|---|--|
| FCC ID: A3LRF4402D-D1A |  | MEASUREMENT REPORT (Class II Permissive Change) |  | Approved by: Technical Manager |
| Test Report S/N: 8K21053101R1.A3L | Test Dates: 06/01/2021-06/15/2021 | EUT Type: RRU(RF4402d) | | Page 456 of 515 |