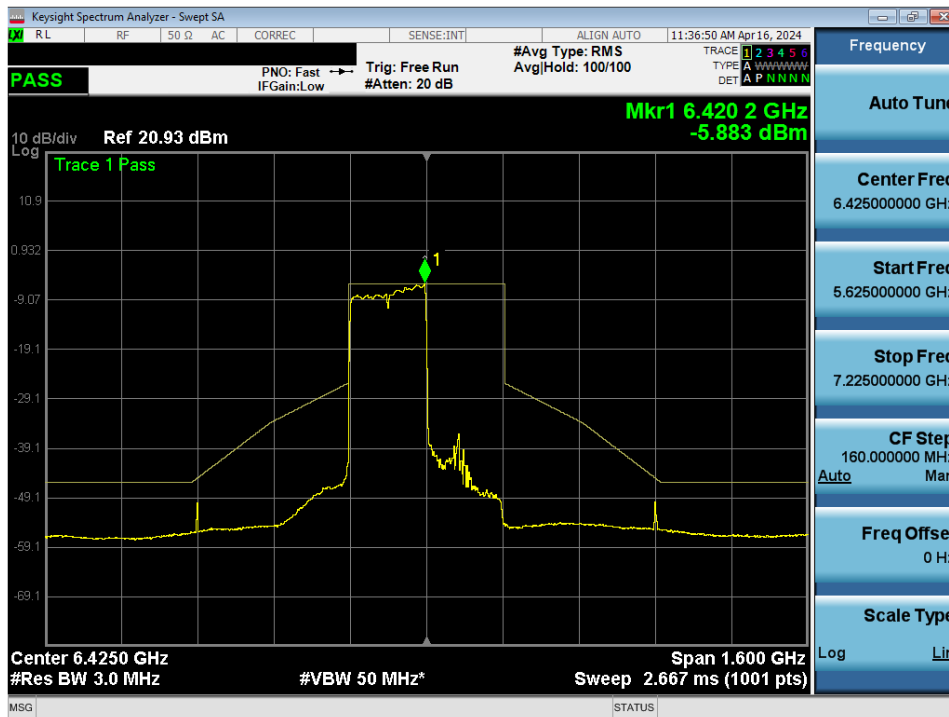
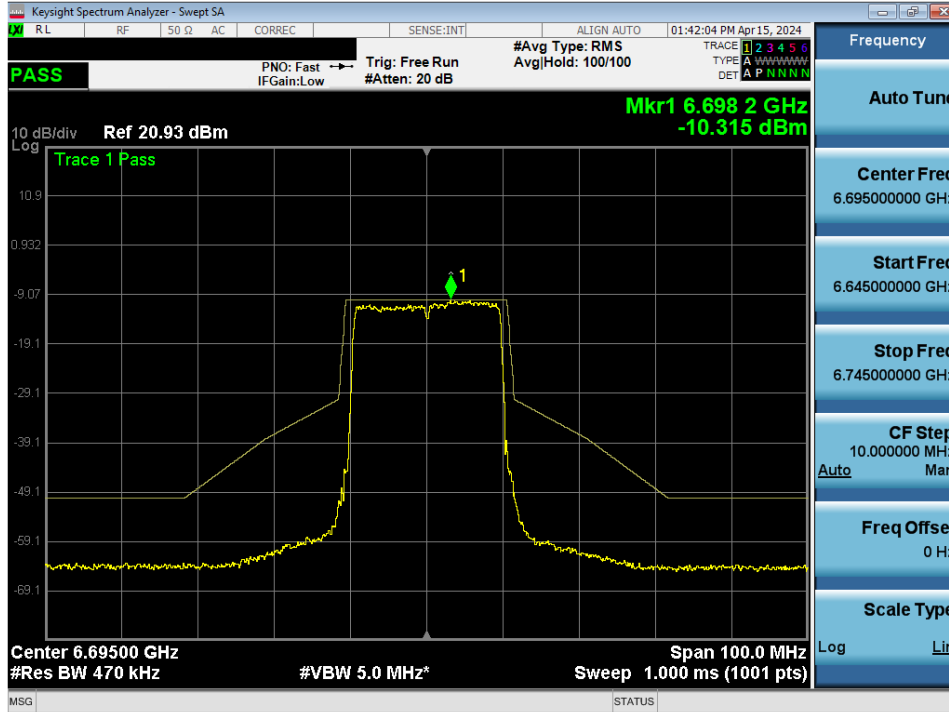


Plot 7-243. In-Band Emission Plot MIMO ANT1 (160MHz BW 802. 11be (Full Tone) (UNII Band 6) – Ch. 111) - LPI

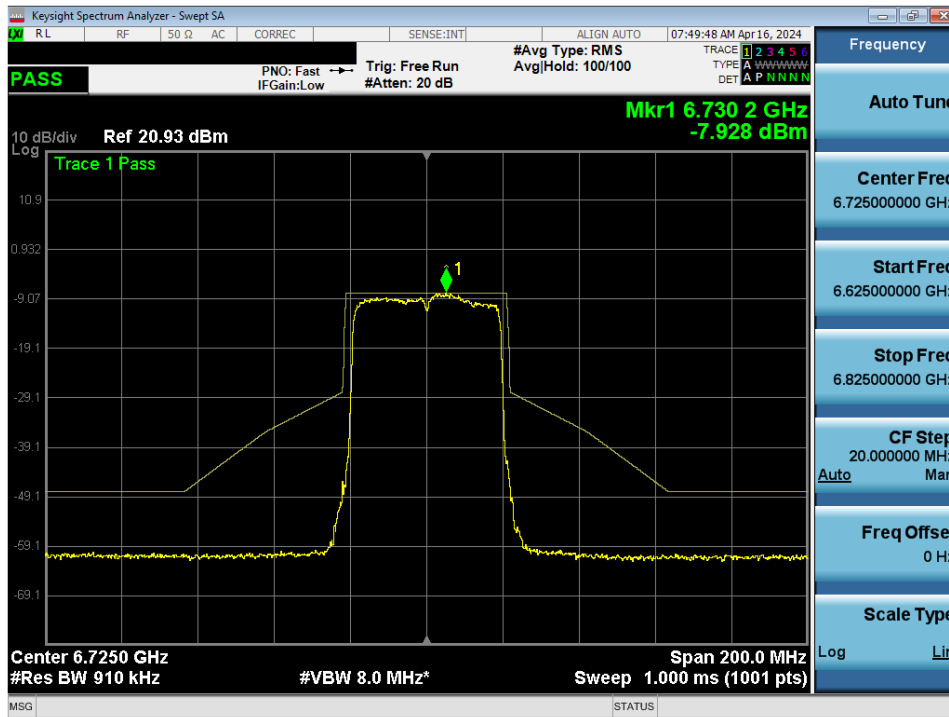


Plot 7-244. In-Band Emission Plot MIMO ANT1 (320MHz BW 802. 11be (Full Tones) (UNII Band 6) – Ch. 95) - LPI

FCC ID: A3LNP940XMA		MEASUREMENT REPORT		Approved by:
Test Report S/N:		Test Dates:		Technical Manager
1M2403190019-10.A3L		03/14/2024 – 04/25/2024		Page 169 of 261
		EUT Type:		
		Portable Computing Device		

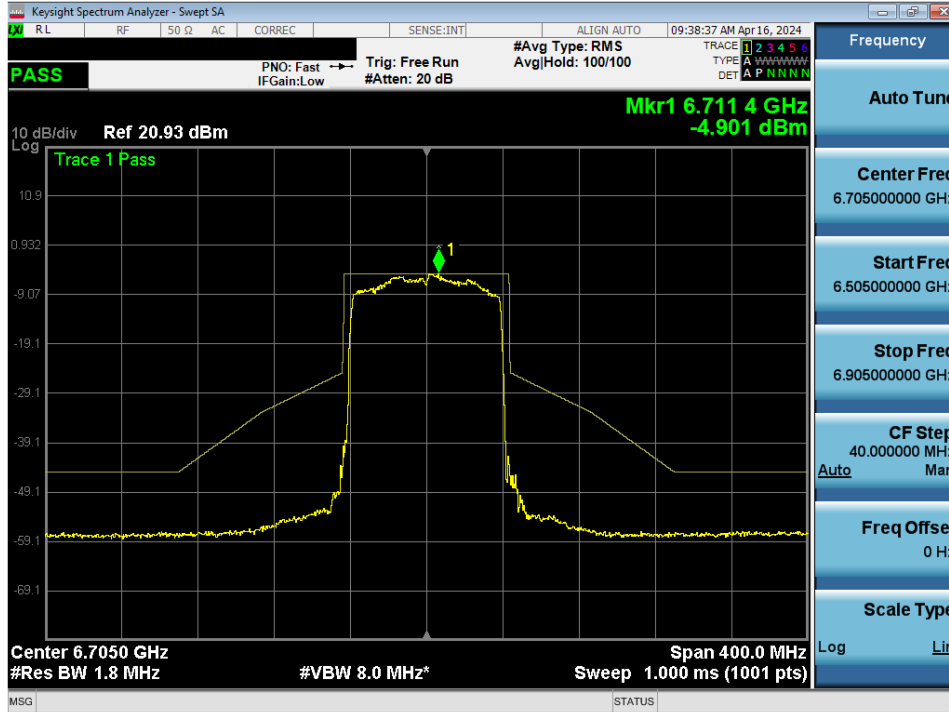


Plot 7-245. In-Band Emission Plot MIMO ANT1 (20MHz BW 802. 11be (Full Tone) (UNII Band 7) – Ch. 149) - LPI

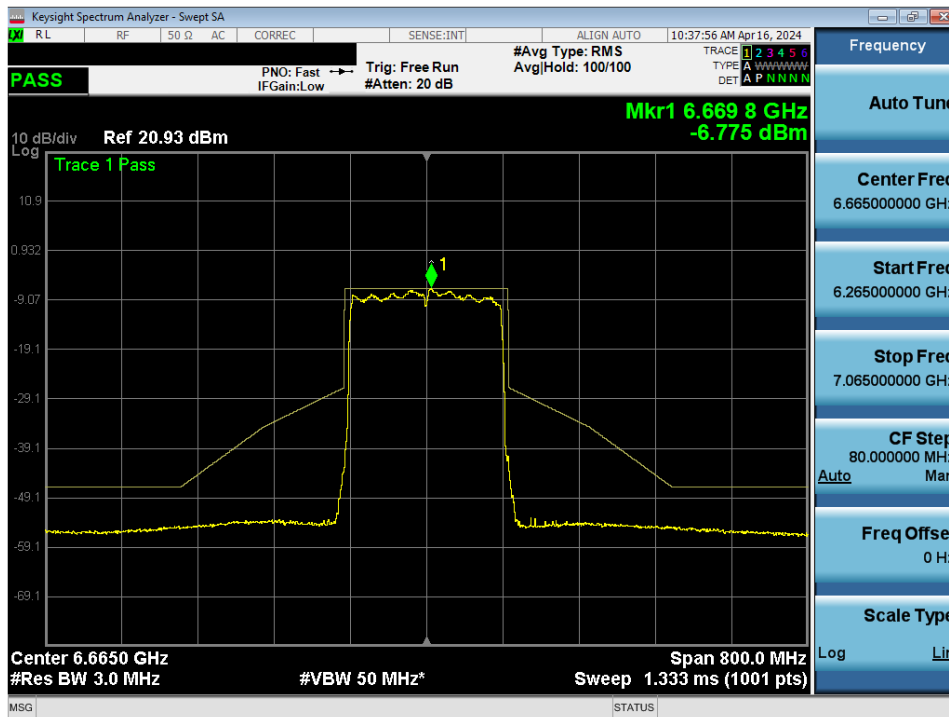


Plot 7-246. In-Band Emission Plot MIMO ANT1 (40MHz BW 802. 11be (Full Tone) (UNII Band 7) – Ch. 155) - LPI

FCC ID: A3LNP940XMA	MEASUREMENT REPORT		Approved by: Technical Manager
Test Report S/N: 1M2403190019-10.A3L	Test Dates: 03/14/2024 – 04/25/2024	EUT Type: Portable Computing Device	Page 170 of 261

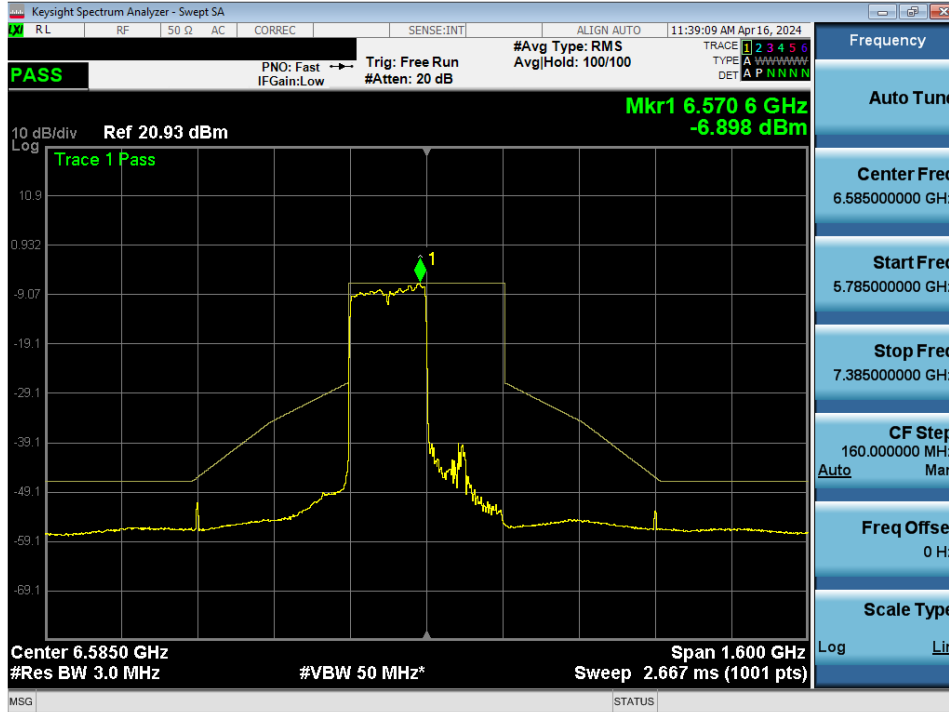


Plot 7-247. In-Band Emission Plot MIMO ANT1 (80MHz BW 802. 11be (Full Tone) (UNII Band 7) – Ch. 151) – LPI & SP

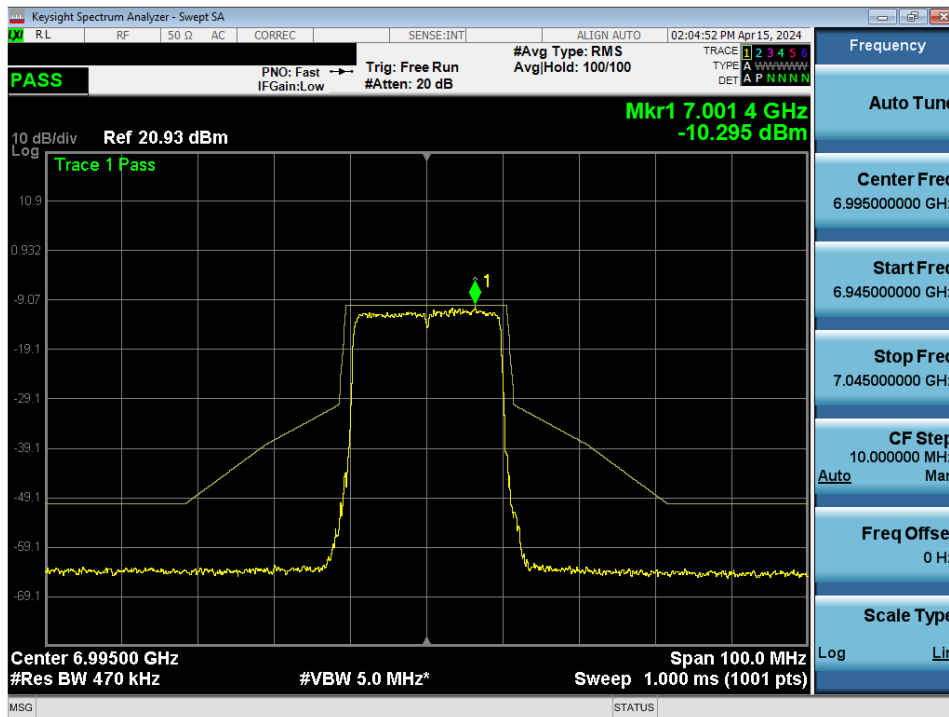


Plot 7-248. In-Band Emission Plot MIMO ANT1 (160MHz BW 802. 11be (Full Tone) (UNII Band 7) – Ch. 143) - LPI & SP

FCC ID: A3LNP940XMA	MEASUREMENT REPORT		Approved by: Technical Manager
Test Report S/N: 1M2403190019-10.A3L	Test Dates: 03/14/2024 – 04/25/2024	EUT Type: Portable Computing Device	Page 171 of 261

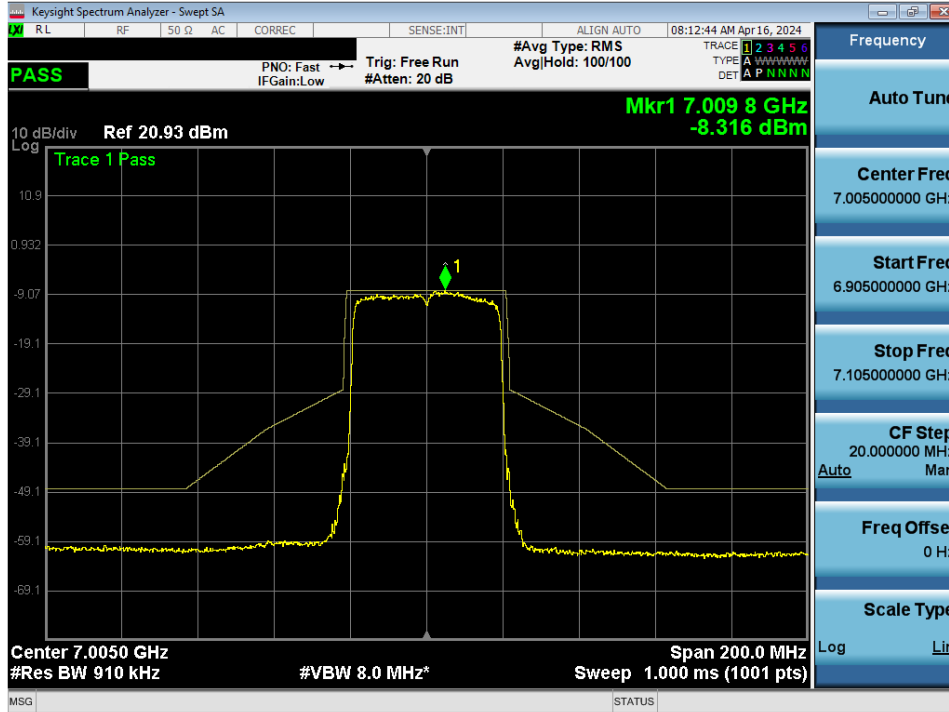


Plot 7-249. In-Band Emission Plot MIMO ANT1 (320MHz BW 802. 11be (Full Tone) (UNII Band 7) – Ch. 127) - LPI

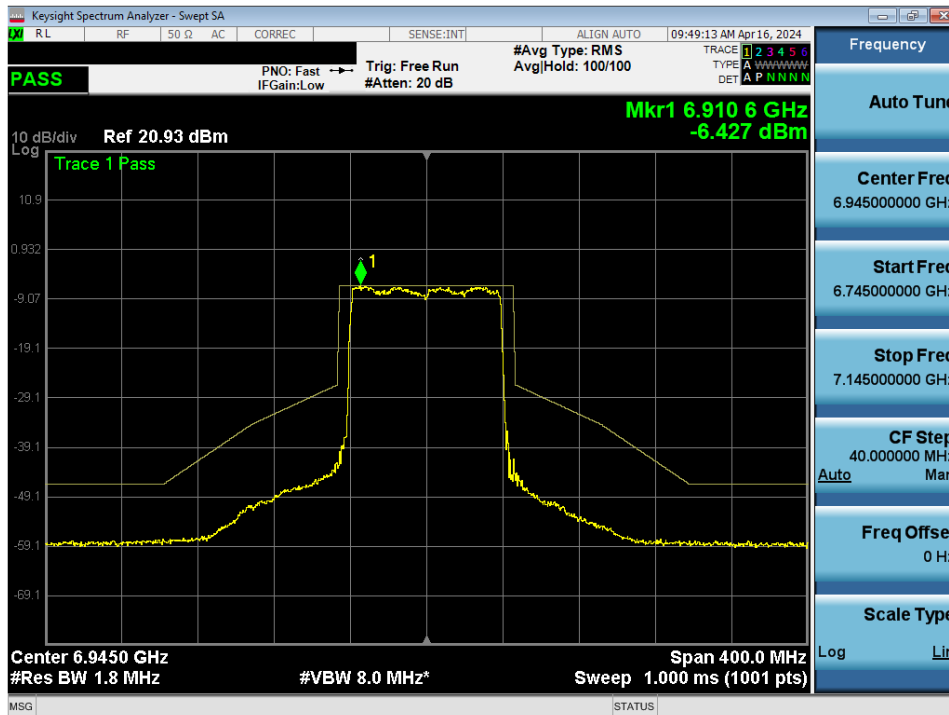


Plot 7-250. In-Band Emission Plot MIMO ANT1 (20MHz BW 802. 11be (Full Tone) (UNII Band 8) – Ch. 209) - LPI

FCC ID: A3LNP940XMA		MEASUREMENT REPORT		Approved by: Technical Manager
Test Report S/N: 1M2403190019-10.A3L	Test Dates: 03/14/2024 – 04/25/2024	EUT Type: Portable Computing Device		Page 172 of 261

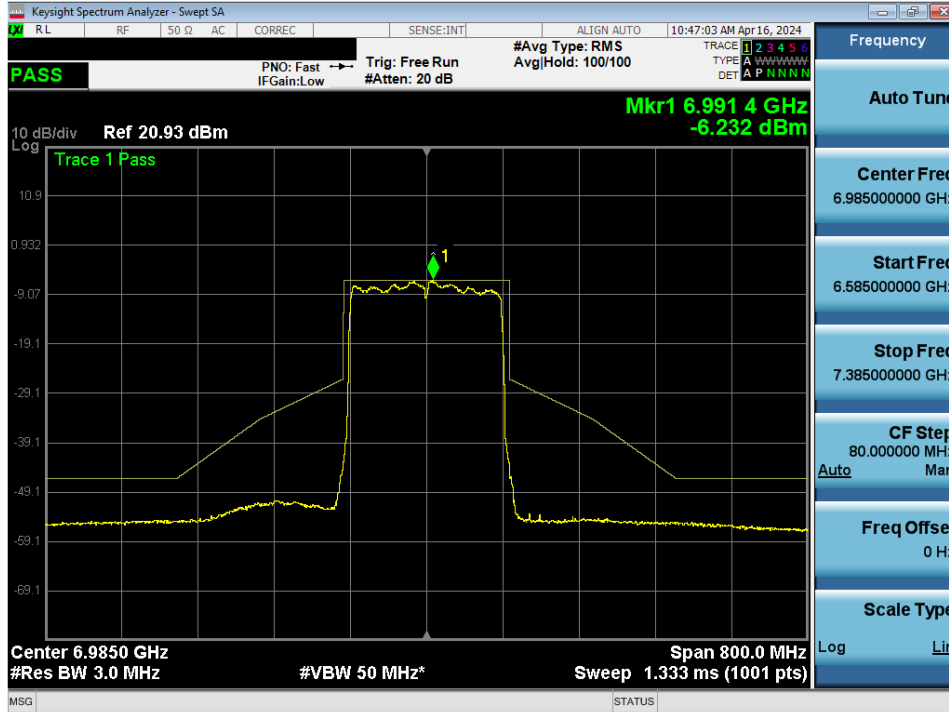


Plot 7-251. In-Band Emission Plot MIMO ANT1 (40MHz BW 802. 11be (Full Tone) (UNII Band 8) – Ch. 211) - LPI

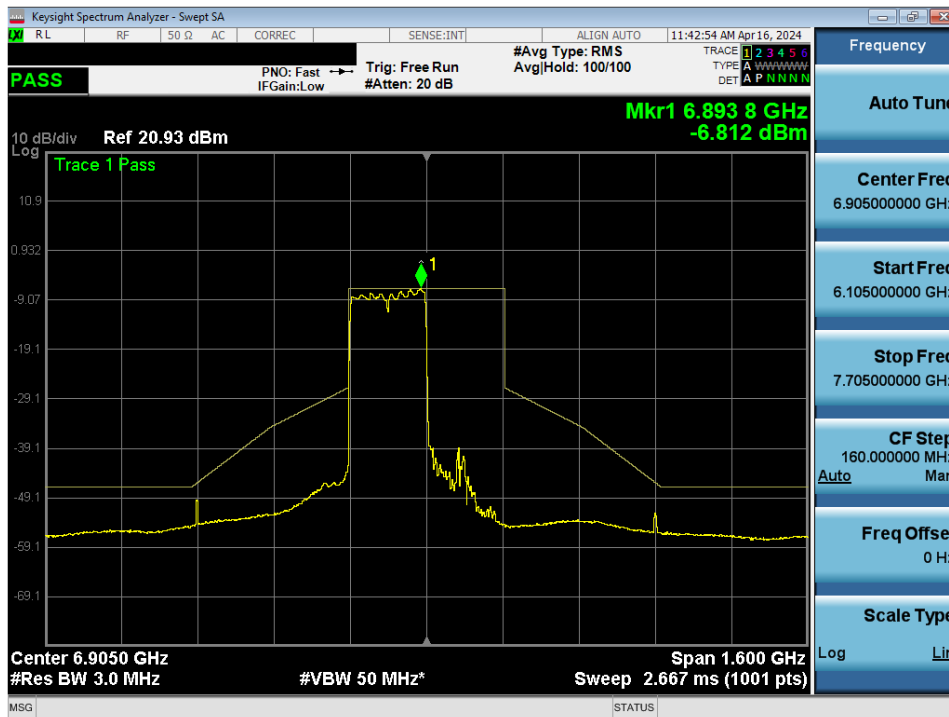


Plot 7-252. In-Band Emission Plot MIMO ANT1 (80MHz BW 802. 11be (Full Tone) (UNII Band 8) – Ch. 199) - LPI

FCC ID: A3LNP940XMA		MEASUREMENT REPORT		Approved by:
Test Report S/N:	Test Dates:	EUT Type:		Technical Manager
1M2403190019-10.A3L	03/14/2024 – 04/25/2024	Portable Computing Device		Page 173 of 261

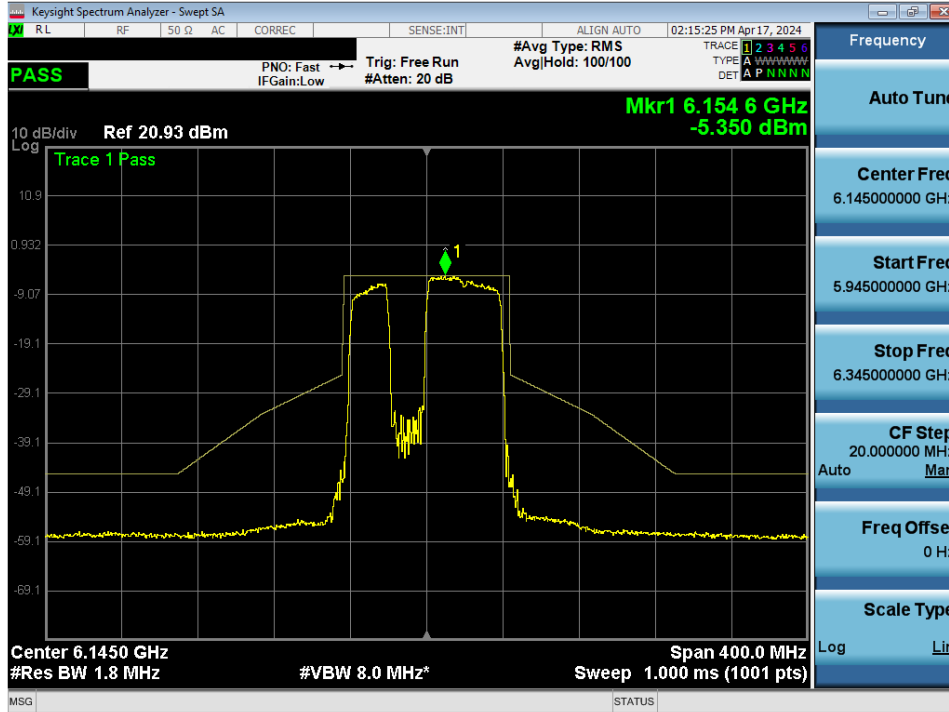


Plot 7-253. In-Band Emission Plot MIMO ANT1 (160MHz BW 802. 11be (Full Tone) (UNII Band 8) – Ch. 207) - LPI

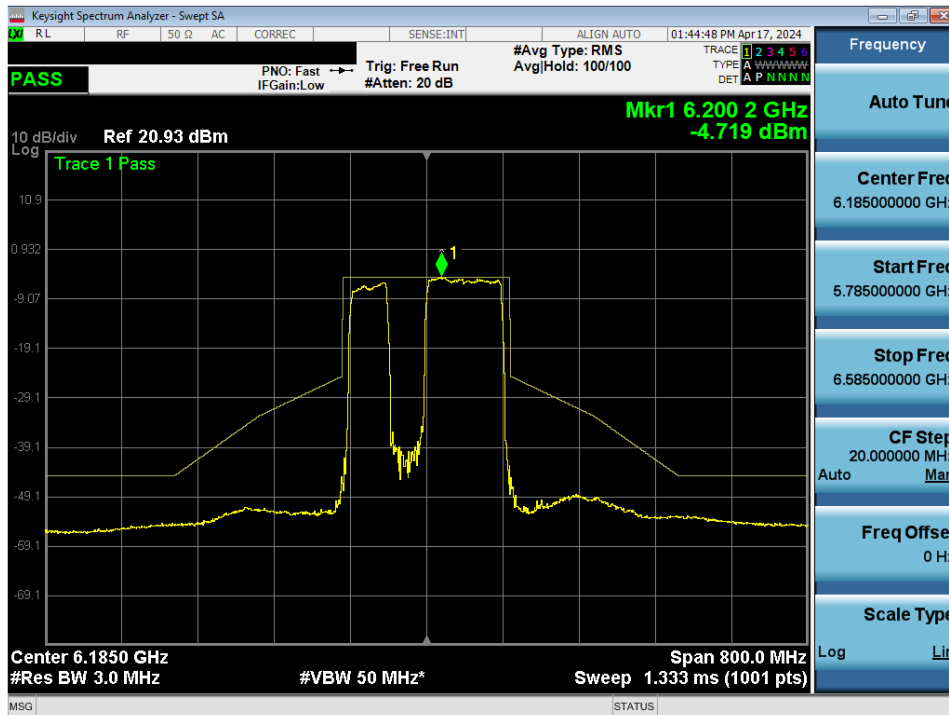


Plot 7-254. In-Band Emission Plot MIMO ANT1 (320MHz BW 802. 11be (Full Tones) (UNII Band 8) – Ch. 191) - LPI

FCC ID: A3LNP940XMA	MEASUREMENT REPORT		Approved by: Technical Manager
Test Report S/N: 1M2403190019-10.A3L	Test Dates: 03/14/2024 – 04/25/2024	EUT Type: Portable Computing Device	Page 174 of 261

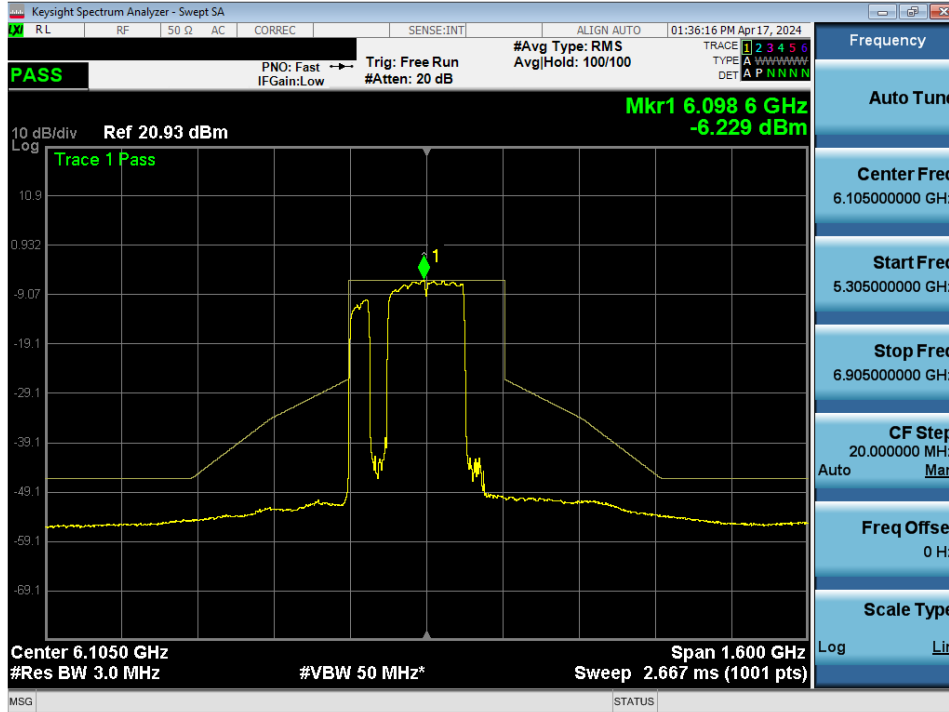


Plot 7-255. In-Band Emission Plot MIMO ANT1 (80MHz BW 802.11be (484+242 Tone) (UNII Band 5) – Ch. 39) – LPI & SP

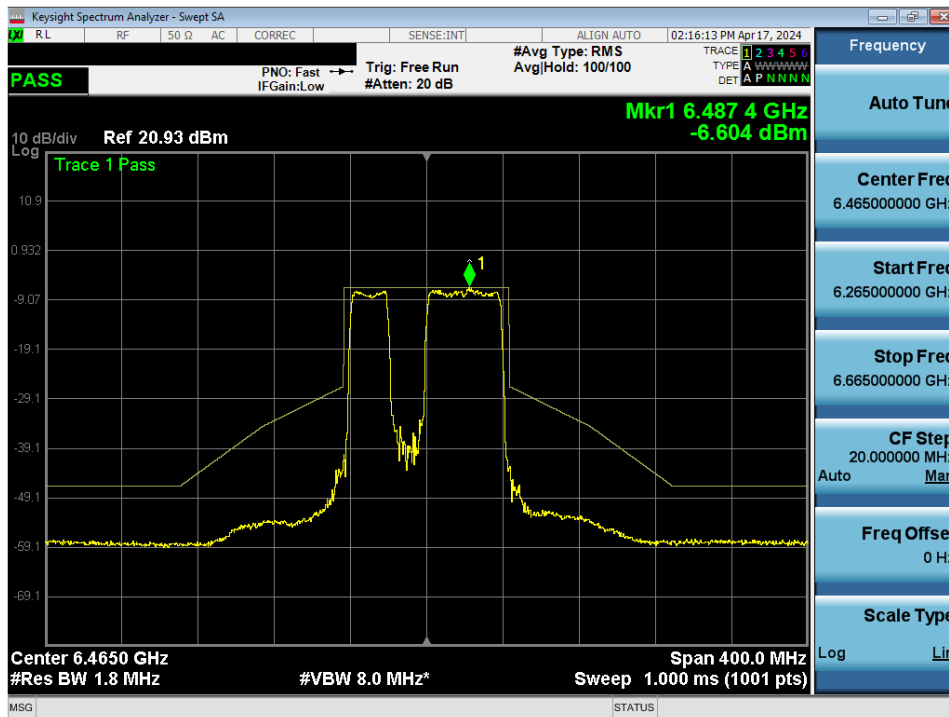


Plot 7-256. In-Band Emission Plot MIMO ANT1 (160MHz BW 802.11be (996+484 Tone) (UNII Band 5) – Ch. 47) – LPI & SP

FCC ID: A3LNP940XMA	MEASUREMENT REPORT		Approved by: Technical Manager
Test Report S/N: 1M2403190019-10.A3L	Test Dates: 03/14/2024 – 04/25/2024	EUT Type: Portable Computing Device	Page 175 of 261

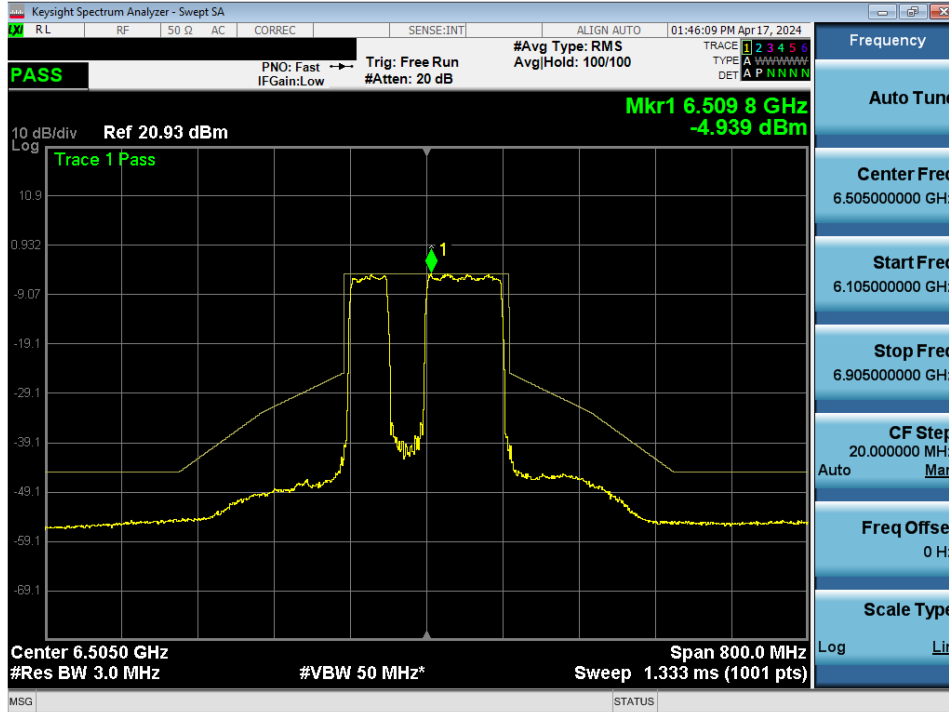


Plot 7-257. In-Band Emission Plot MIMO ANT1 (320MHz BW 802.11be (2*996+484 Tone) (UNII Band 5) – Ch. 31) -LPI&SP

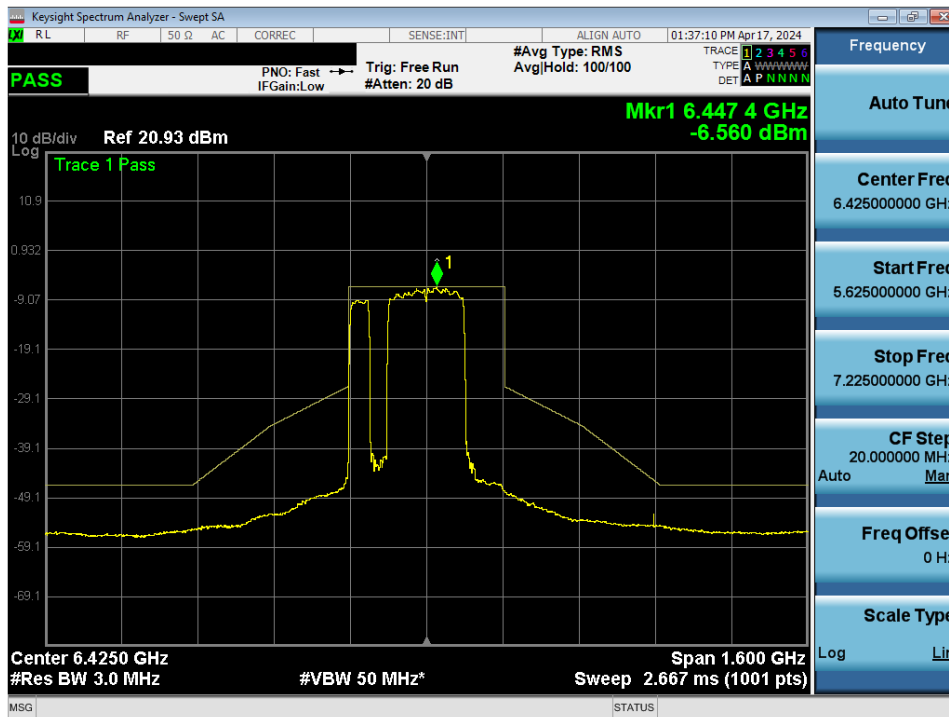


Plot 7-258. In-Band Emission Plot MIMO ANT1 (80MHz BW 802.11be (484+242 Tone) (UNII Band 6) – Ch. 103) - LPI

FCC ID: A3LNP940XMA	MEASUREMENT REPORT		Approved by: Technical Manager
Test Report S/N: 1M2403190019-10.A3L	Test Dates: 03/14/2024 – 04/25/2024	EUT Type: Portable Computing Device	Page 176 of 261

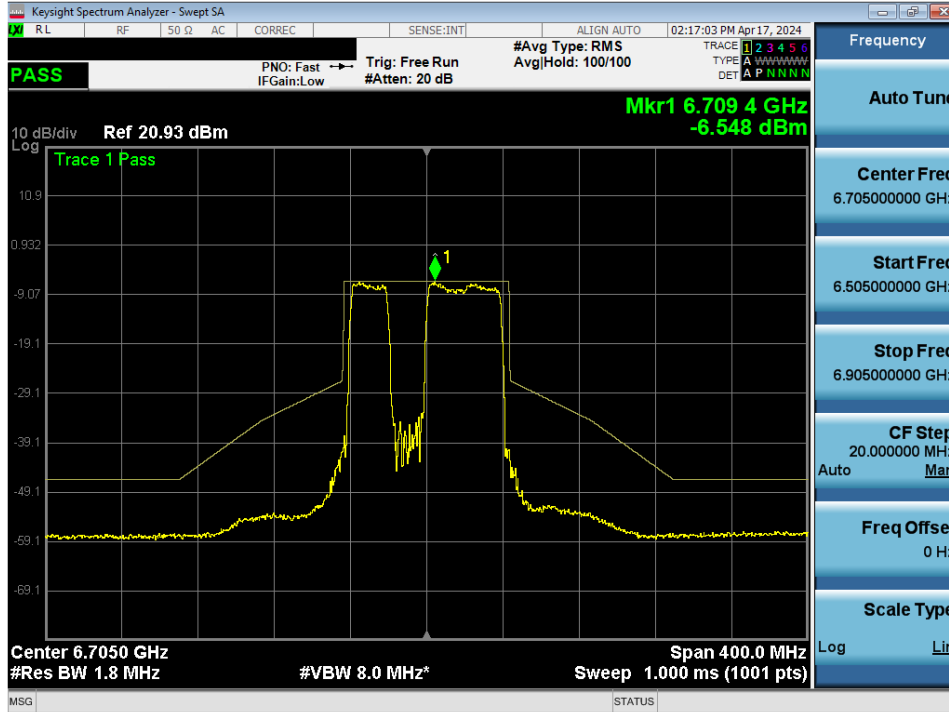


Plot 7-259. In-Band Emission Plot MIMO ANT1 (160MHz BW 802.11be (996+484 Tone) (UNII Band 6) – Ch. 111) - LPI

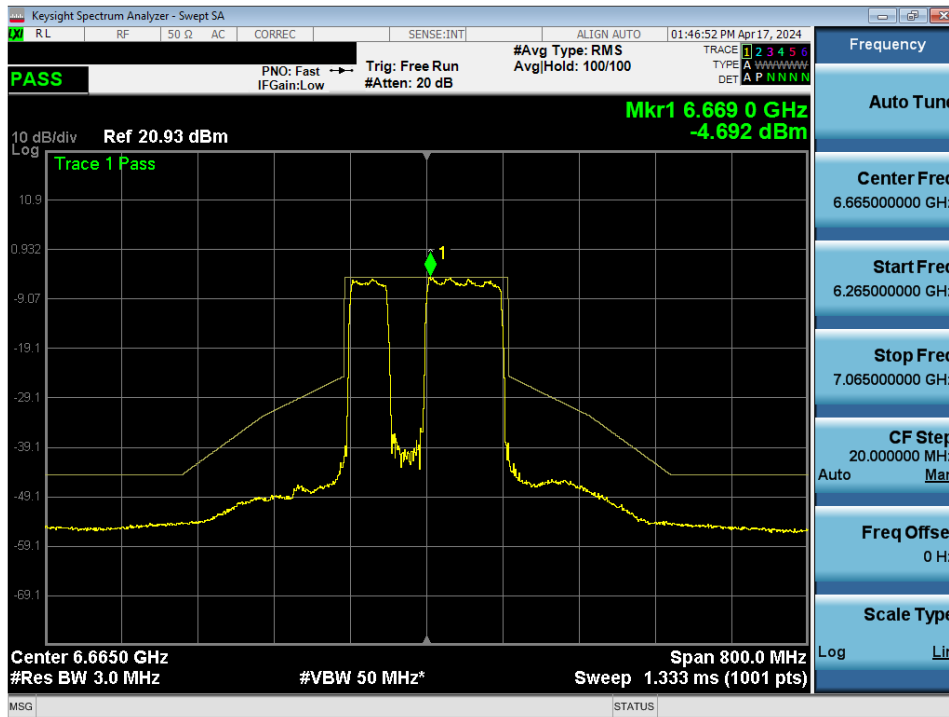


Plot 7-260. In-Band Emission Plot MIMO ANT1 (320MHz BW 802.11be (2*996+484 Tone) (UNII Band 6) – Ch. 95) - LPI

FCC ID: A3LNP940XMA	MEASUREMENT REPORT		Approved by: Technical Manager
Test Report S/N: 1M2403190019-10.A3L	Test Dates: 03/14/2024 – 04/25/2024	EUT Type: Portable Computing Device	Page 177 of 261

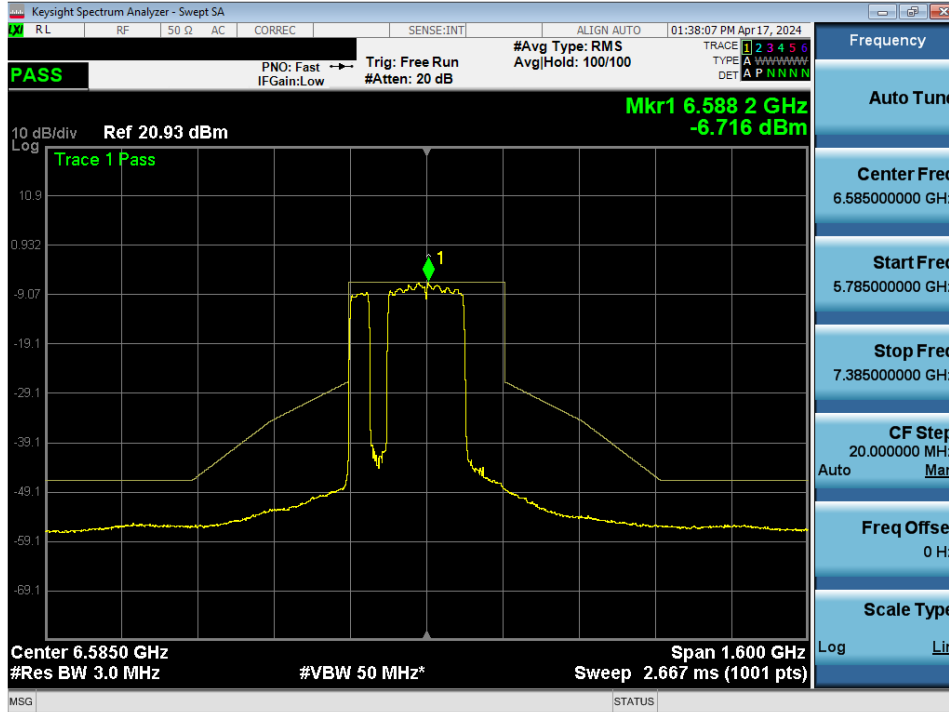


Plot 7-261. In-Band Emission Plot MIMO ANT1 (80MHz BW 802.11be (484+242 Tone) (UNII Band 7) – Ch. 151) - LPI

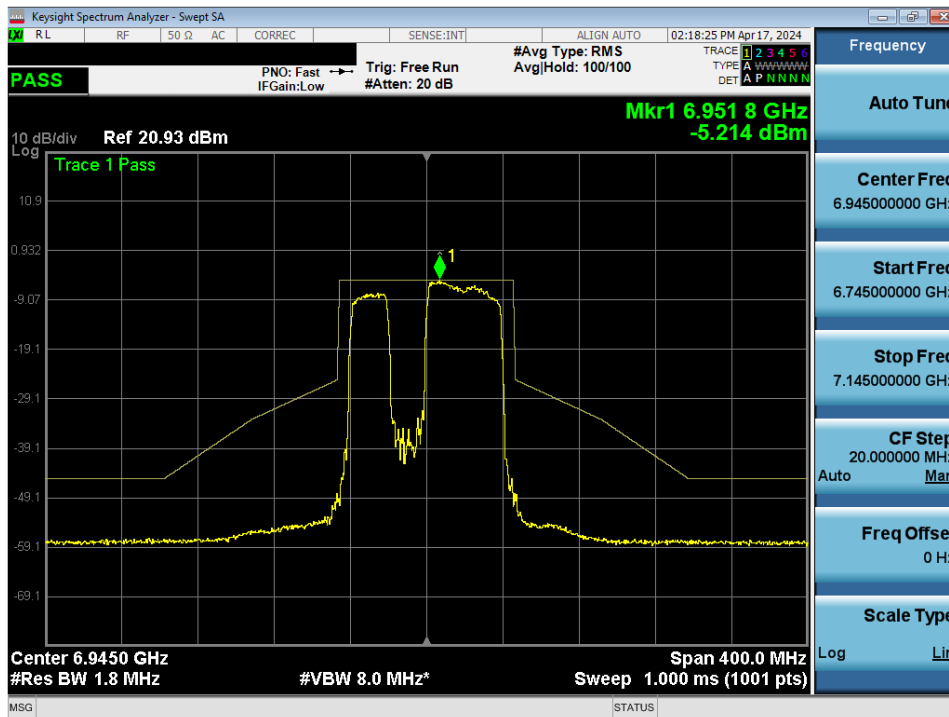


Plot 7-262. In-Band Emission Plot MIMO ANT1 (160MHz BW 802.11be (996+484 Tone) (UNII Band 7) – Ch. 143)–LPI & SP

FCC ID: A3LNP940XMA	MEASUREMENT REPORT		Approved by: Technical Manager
Test Report S/N: 1M2403190019-10.A3L	Test Dates: 03/14/2024 – 04/25/2024	EUT Type: Portable Computing Device	Page 178 of 261

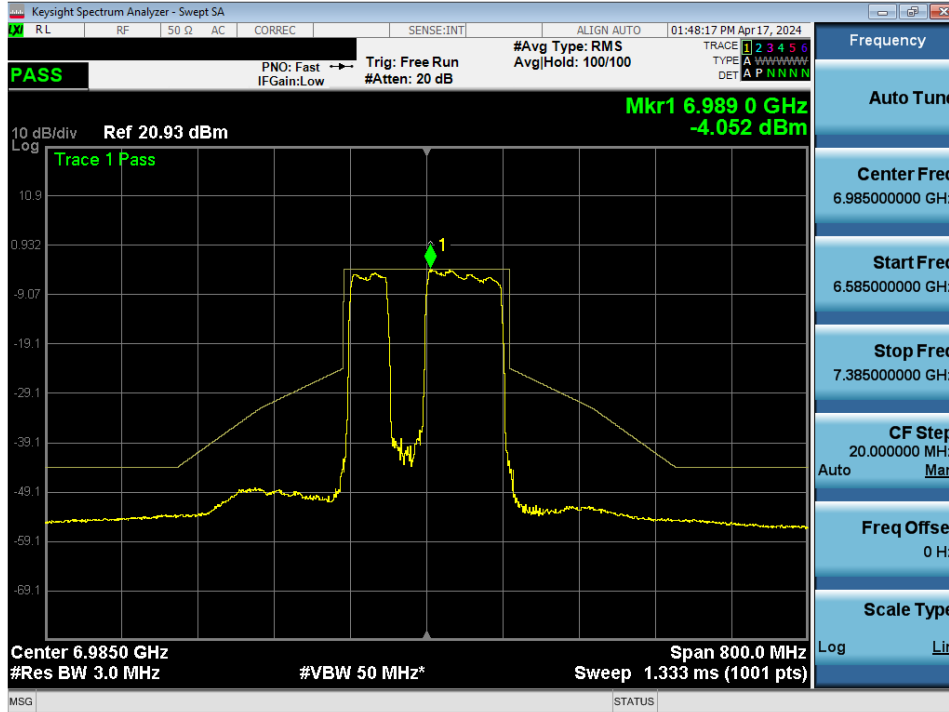


Plot 7-263. In-Band Emission Plot MIMO ANT1 (320MHz BW 802.11be (2*996+484 Tone) (UNII Band 7) – Ch. 127) - LPI

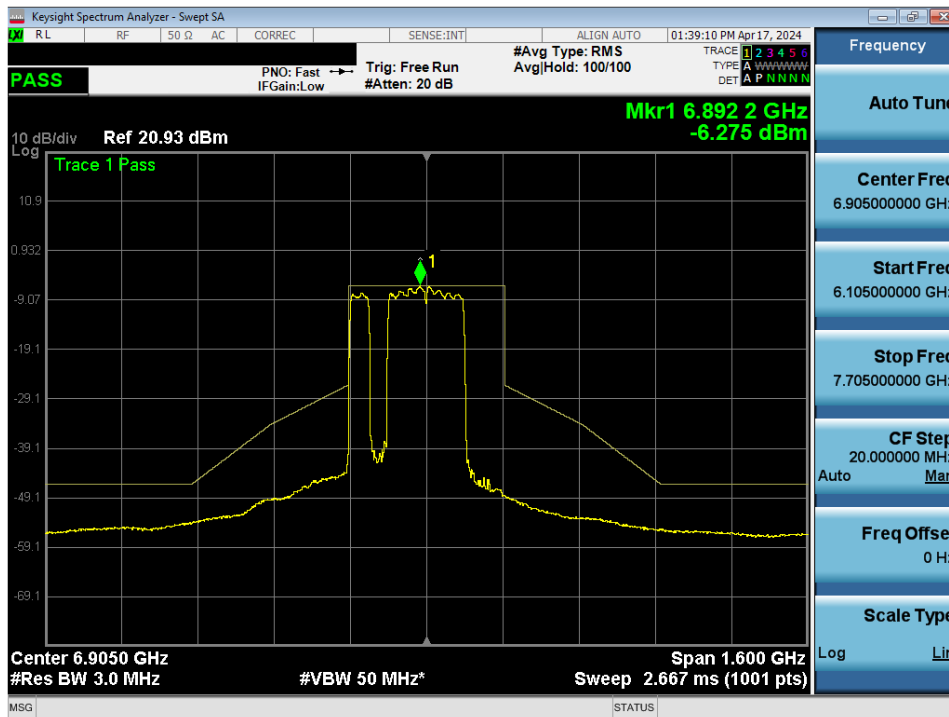


Plot 7-264. In-Band Emission Plot MIMO ANT1 (80MHz BW 802.11be (484+242 Tone) (UNII Band 8) – Ch. 199) - LPI

FCC ID: A3LNP940XMA	MEASUREMENT REPORT		Approved by: Technical Manager
Test Report S/N: 1M2403190019-10.A3L	Test Dates: 03/14/2024 – 04/25/2024	EUT Type: Portable Computing Device	Page 179 of 261

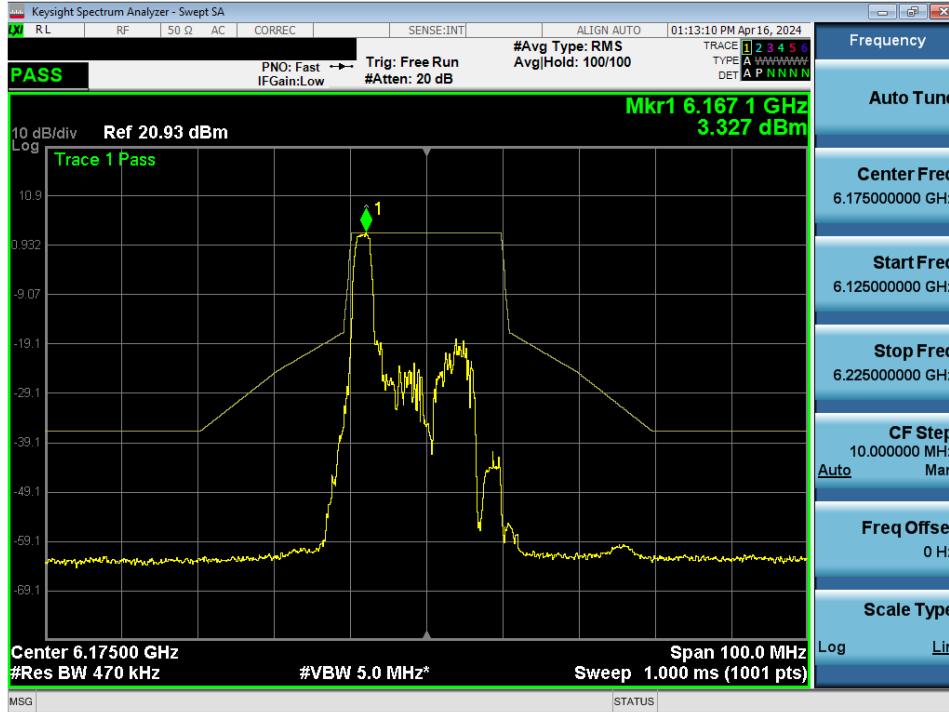


Plot 7-265. In-Band Emission Plot MIMO ANT1 (160MHz BW 802.11be (996+484 Tone) (UNII Band 8) – Ch. 207) - LPI

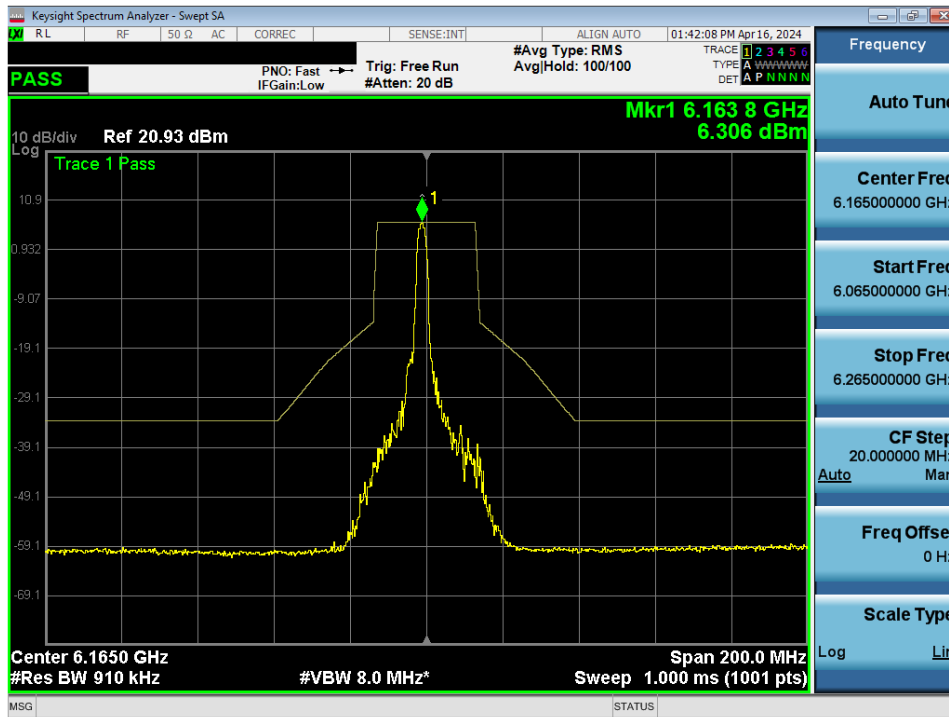


Plot 7-266. In-Band Emission Plot MIMO ANT1 (320MHz BW 802.11be (2*996+484 Tone) (UNII Band 8) – Ch. 191) - LPI

FCC ID: A3LNP940XMA	MEASUREMENT REPORT		Approved by: Technical Manager
Test Report S/N: 1M2403190019-10.A3L	Test Dates: 03/14/2024 – 04/25/2024	EUT Type: Portable Computing Device	Page 180 of 261

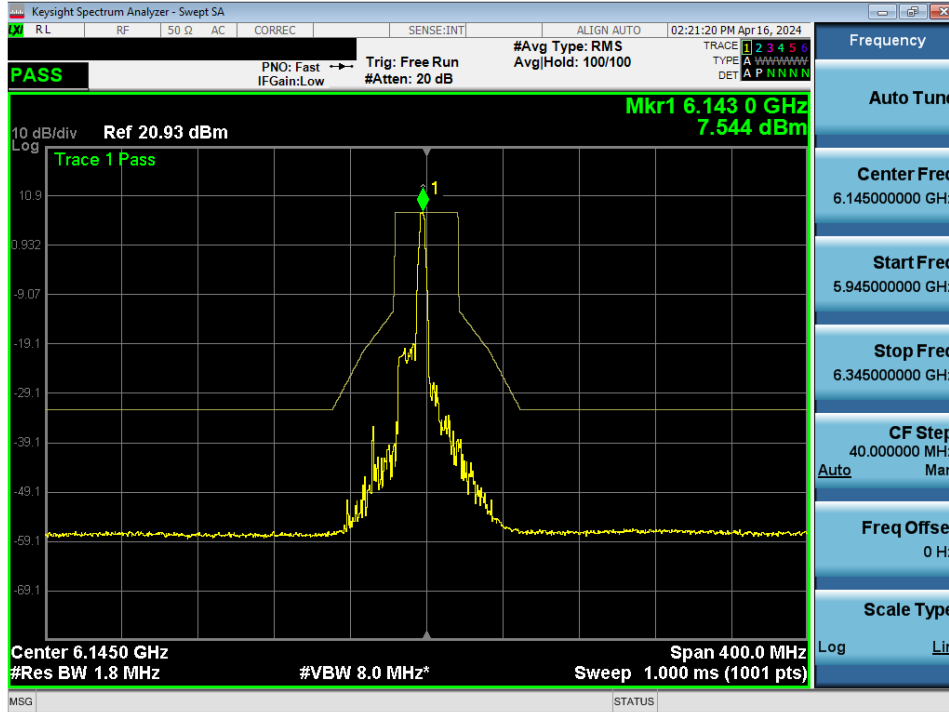


Plot 7-267. In-Band Emission Plot MIMO ANT1 (20MHz BW 802.11be (26 Tones) (UNII Band 5) – Ch. 45) - SP

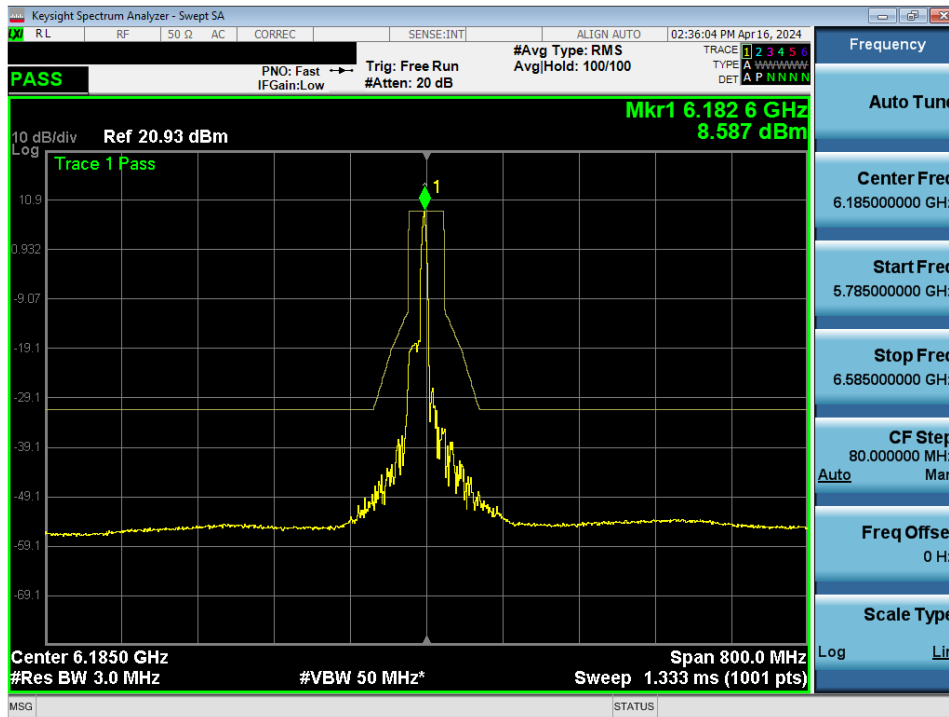


Plot 7-268. In-Band Emission Plot MIMO ANT1 (40MHz BW 802.11be (26 Tones) (UNII Band 5) – Ch. 43) - SP

FCC ID: A3LNP940XMA	MEASUREMENT REPORT		Approved by: Technical Manager
Test Report S/N: 1M2403190019-10.A3L	Test Dates: 03/14/2024 – 04/25/2024	EUT Type: Portable Computing Device	Page 181 of 261

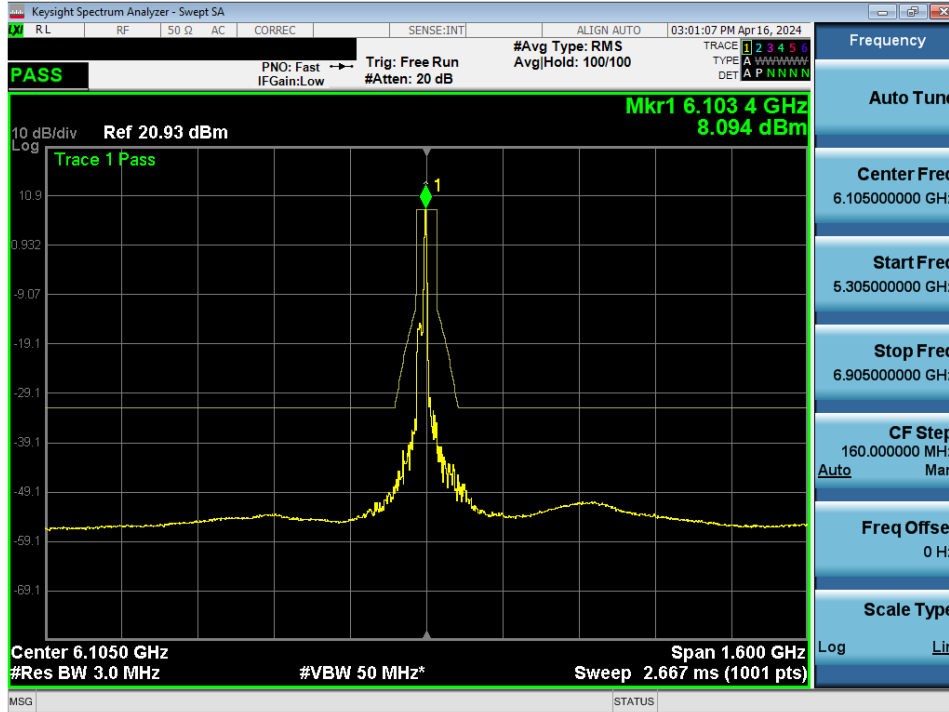


Plot 7-269. In-Band Emission Plot MIMO ANT1 (80MHz BW 802.11be (26 Tones) (UNII Band 5) – Ch. 39) - SP



Plot 7-270. In-Band Emission Plot MIMO ANT1 (160MHz BW 802.11be (26 Tones) (UNII Band 5) – Ch. 47) - SP

FCC ID: A3LNP940XMA		MEASUREMENT REPORT		Approved by:
Test Report S/N:		Test Dates:		Technical Manager
1M2403190019-10.A3L		03/14/2024 – 04/25/2024		Page 182 of 261
		EUT Type:		
		Portable Computing Device		

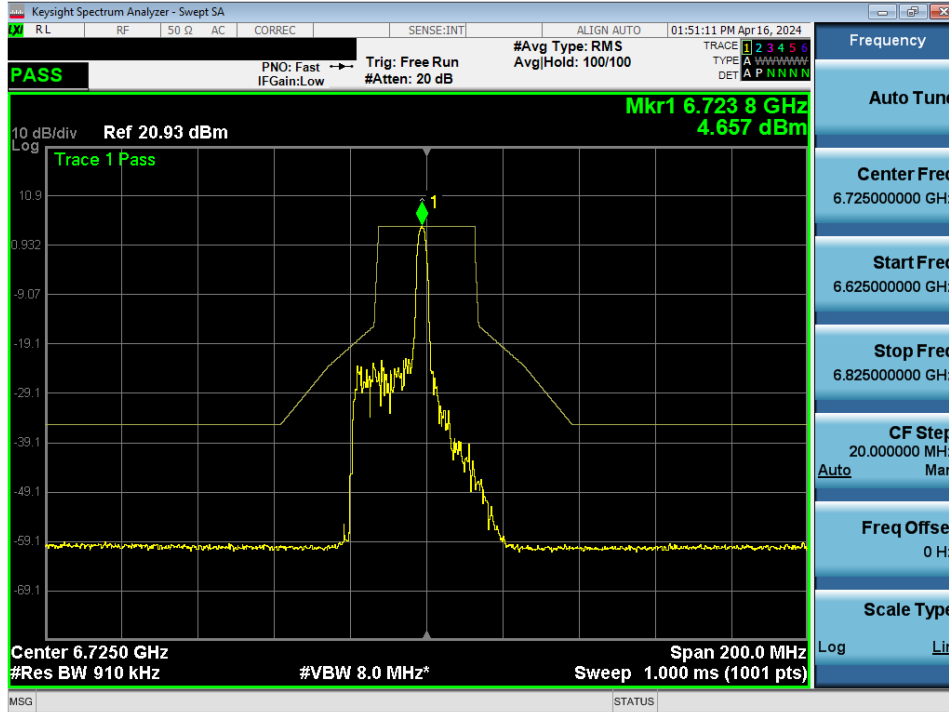


Plot 7-271. In-Band Emission Plot MIMO ANT1 (320MHz BW 802.11be (26 Tones) (UNII Band 5) – Ch. 31) – SP

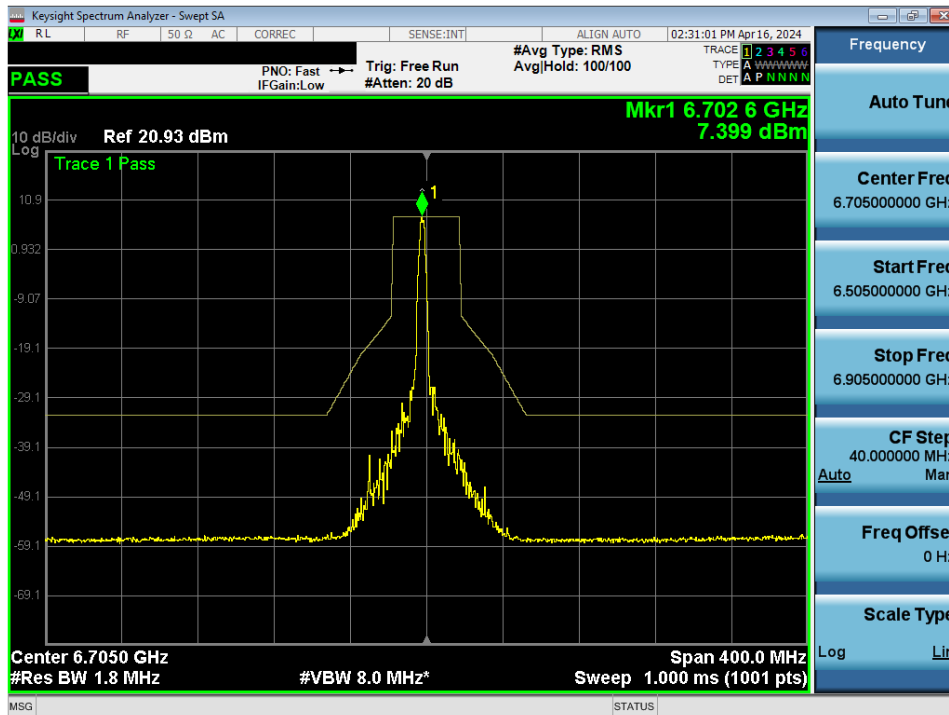


Plot 7-272. In-Band Emission Plot MIMO ANT1 (20MHz BW 802.11be (26 Tone) (UNII Band 7) – Ch. 149) – SP

FCC ID: A3LNP940XMA	MEASUREMENT REPORT		Approved by: Technical Manager
Test Report S/N: 1M2403190019-10.A3L	Test Dates: 03/14/2024 – 04/25/2024	EUT Type: Portable Computing Device	Page 183 of 261

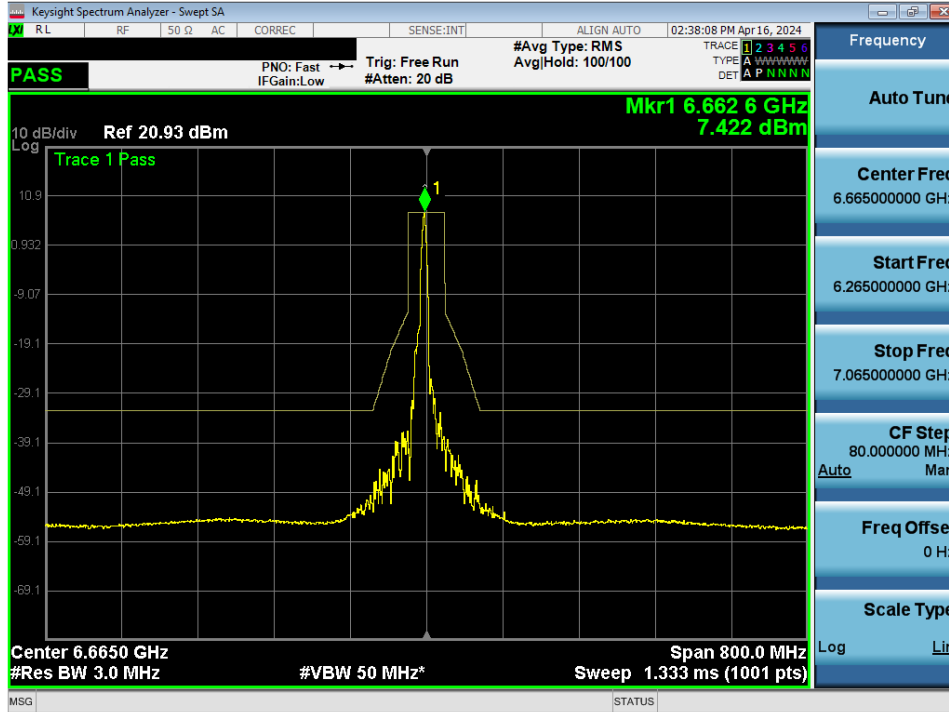


Plot 7-273. In-Band Emission Plot MIMO ANT1 (40MHz BW 802.11be (26 Tone) (UNII Band 7) – Ch. 155) – SP

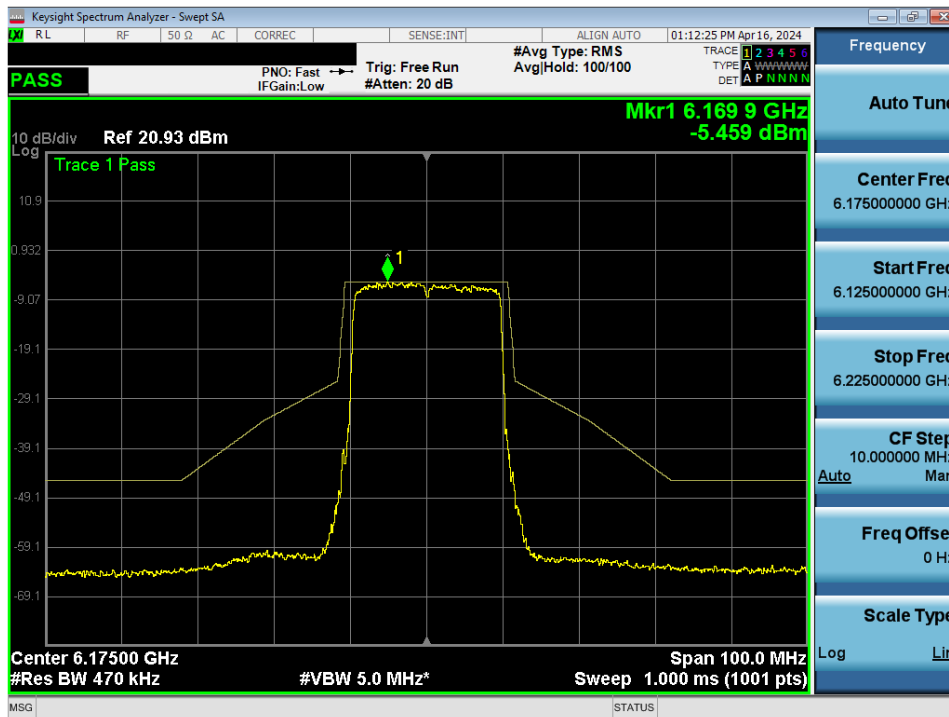


Plot 7-274. In-Band Emission Plot MIMO ANT1 (80MHz BW 802.11be (26 Tone) (UNII Band 7) – Ch. 151) – SP

FCC ID: A3LNP940XMA	MEASUREMENT REPORT		Approved by: Technical Manager
Test Report S/N: 1M2403190019-10.A3L	Test Dates: 03/14/2024 – 04/25/2024	EUT Type: Portable Computing Device	Page 184 of 261

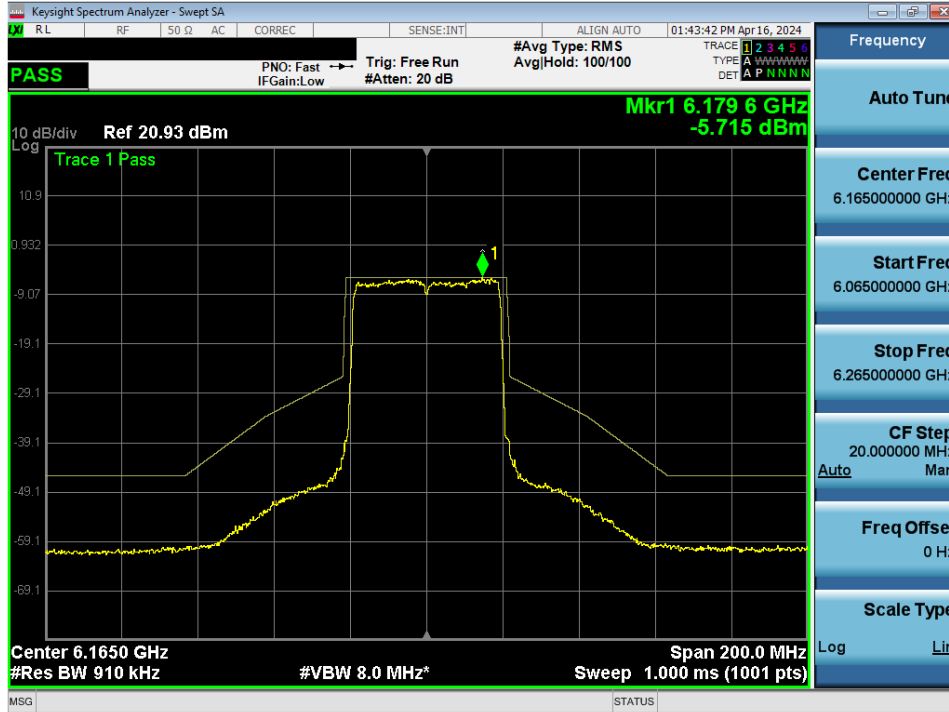


Plot 7-275. In-Band Emission Plot MIMO ANT1 (160MHz BW 802.11be (26 Tone) (UNII Band 7) – Ch. 143) – SP

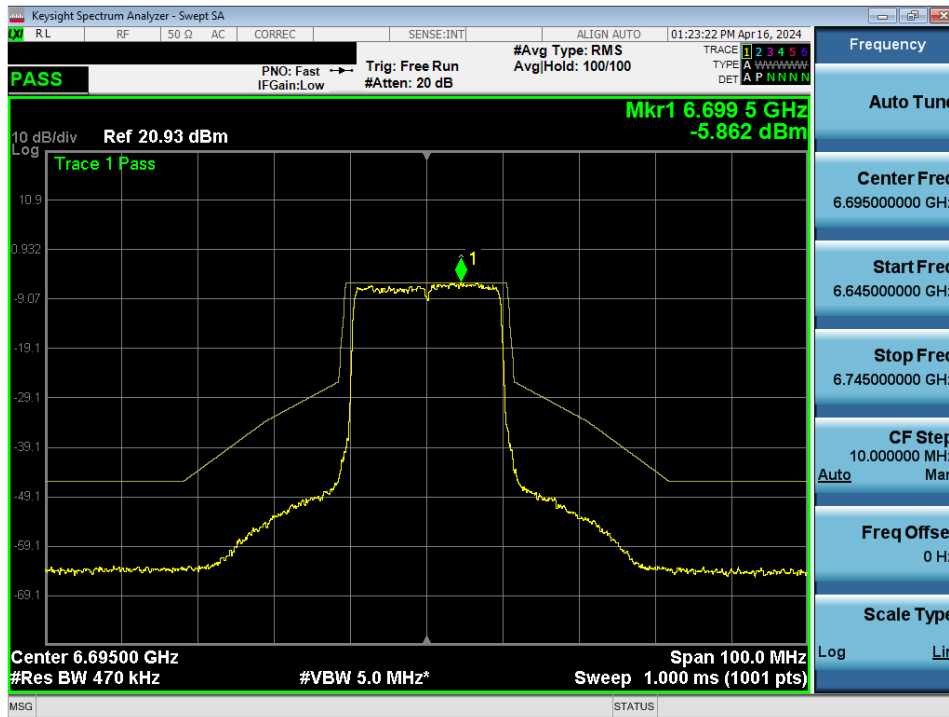


Plot 7-276. In-Band Emission Plot MIMO ANT1 (20MHz BW 802.11be (Full Tones) (UNII Band 5) – Ch. 45) - SP

FCC ID: A3LNP940XMA	MEASUREMENT REPORT		Approved by: Technical Manager
Test Report S/N: 1M2403190019-10.A3L	Test Dates: 03/14/2024 – 04/25/2024	EUT Type: Portable Computing Device	Page 185 of 261

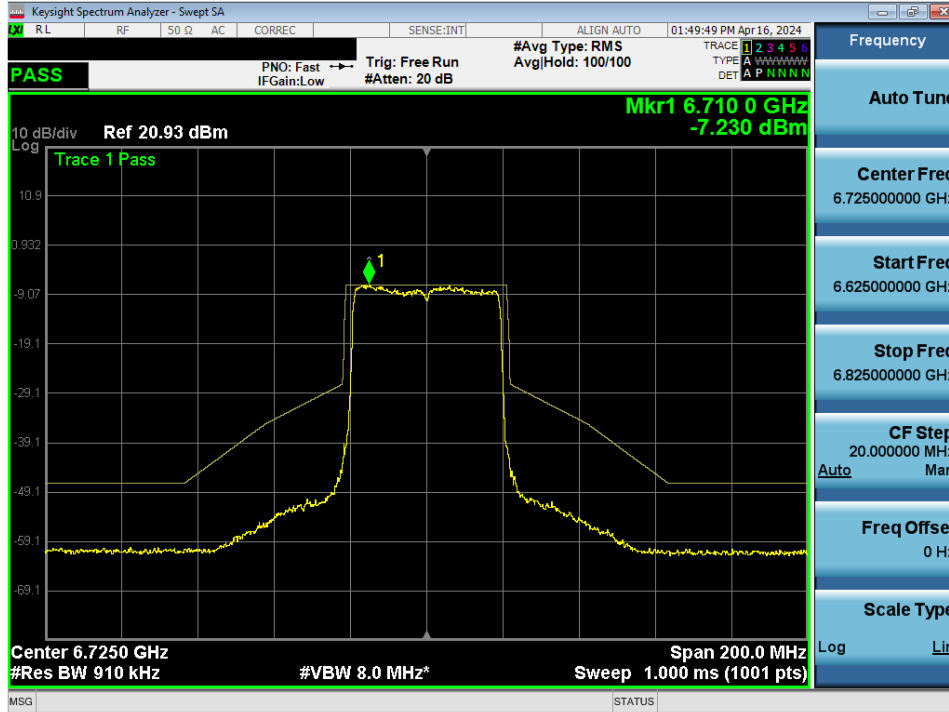


Plot 7-277. In-Band Emission Plot MIMO ANT1 (40MHz BW 802.11be (Full Tones) (UNII Band 5) – Ch. 43) - SP

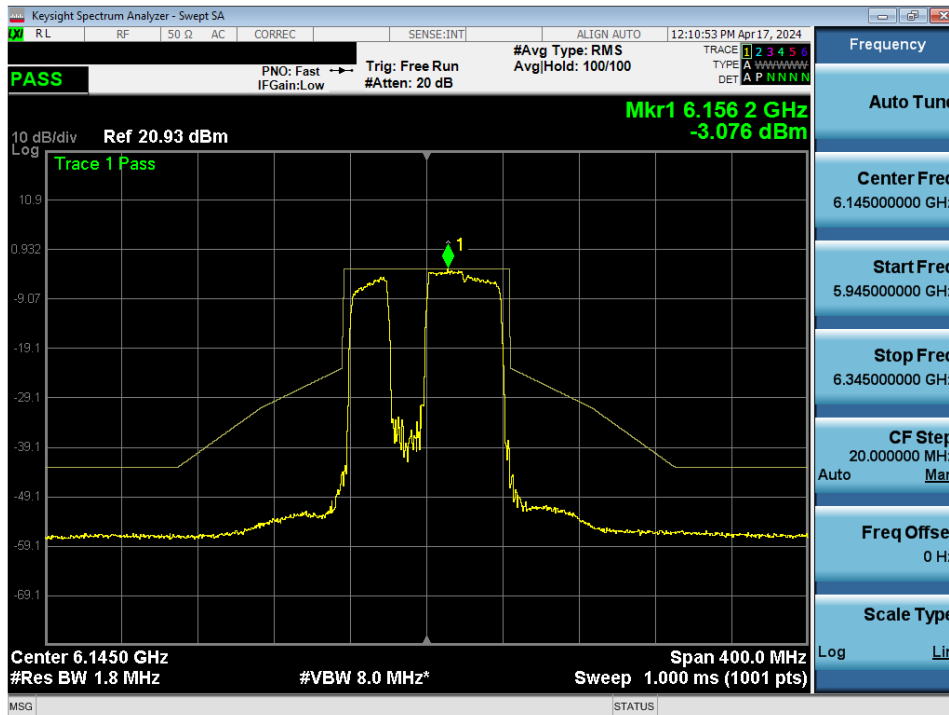


Plot 7-278. In-Band Emission Plot MIMO ANT1 (20MHz BW 802.11be (Full Tone) (UNII Band 7) – Ch. 149) – SP

FCC ID: A3LNP940XMA	MEASUREMENT REPORT		Approved by: Technical Manager
Test Report S/N: 1M2403190019-10.A3L	Test Dates: 03/14/2024 – 04/25/2024	EUT Type: Portable Computing Device	Page 186 of 261

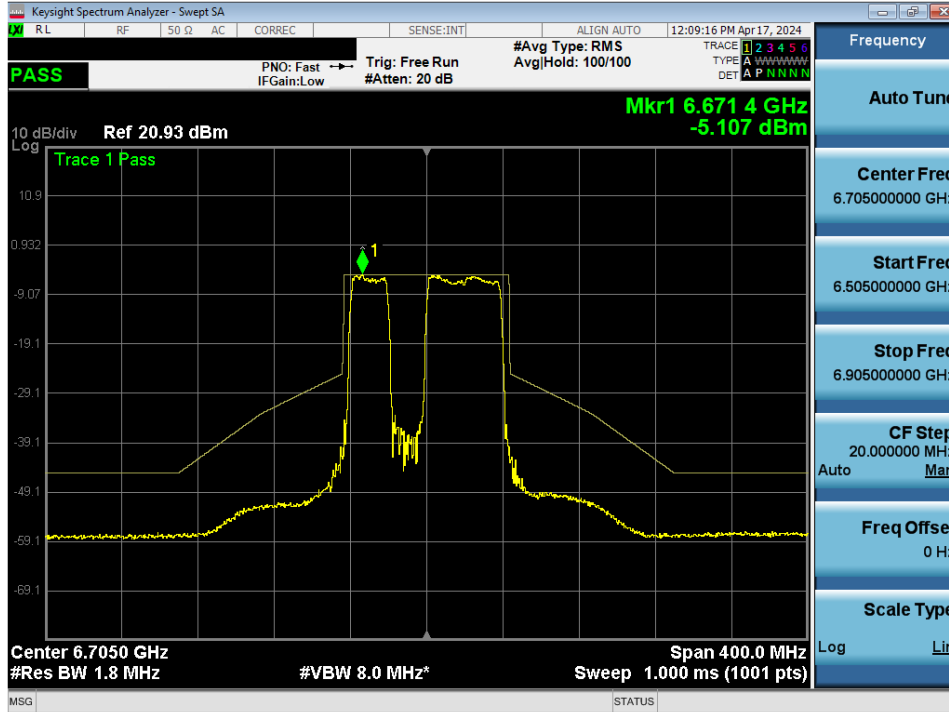


Plot 7-279. In-Band Emission Plot MIMO ANT1 (40MHz BW 802.11be (Full Tone) (UNII Band 7) – Ch. 155) – SP



Plot 7-280. In-Band Emission Plot MIMO ANT1 (80MHz BW 802.11be (484+242 Tone) (UNII Band 5) – Ch. 39) – SP

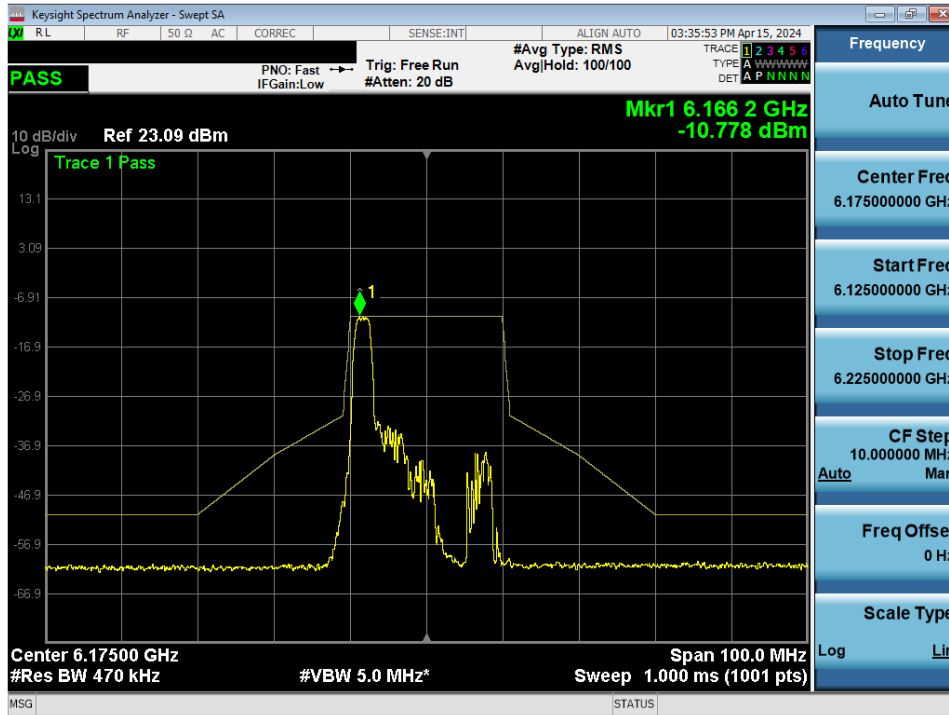
FCC ID: A3LNP940XMA	MEASUREMENT REPORT		Approved by: Technical Manager
Test Report S/N: 1M2403190019-10.A3L	Test Dates: 03/14/2024 – 04/25/2024	EUT Type: Portable Computing Device	Page 187 of 261



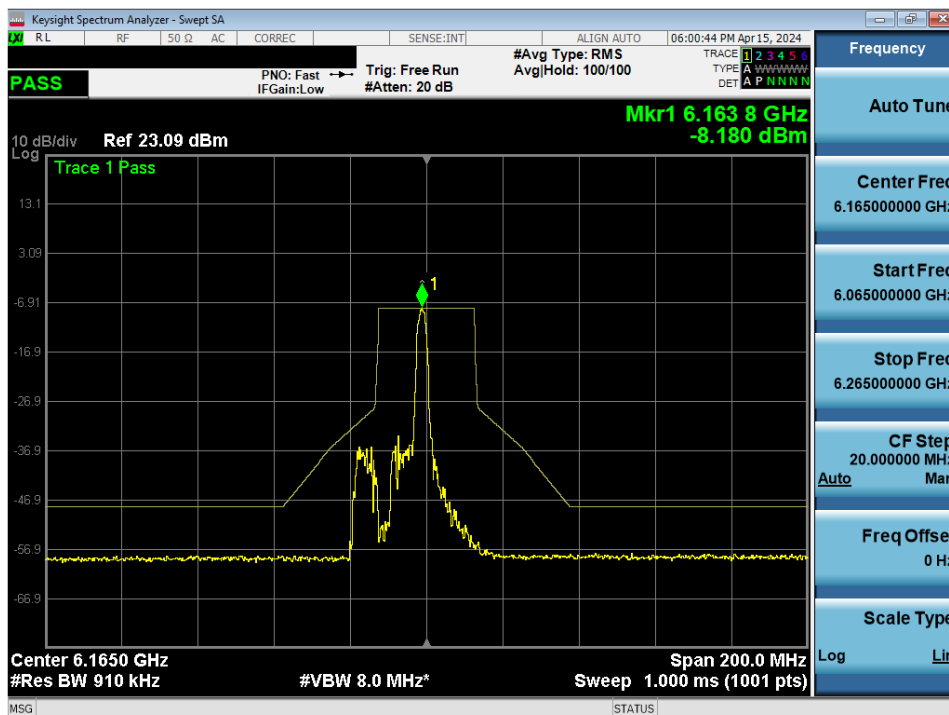
Plot 7-281. In-Band Emission Plot MIMO ANT1 (80MHz BW 802.11be (484+242 Tone) (UNII Band 7) – Ch. 151) – SP

FCC ID: A3LNP940XMA	MEASUREMENT REPORT		Approved by: Technical Manager
Test Report S/N: 1M2403190019-10.A3L	Test Dates: 03/14/2024 – 04/25/2024	EUT Type: Portable Computing Device	Page 188 of 261

7.5.2 MIMO Antenna-2 In-Band Emission Measurements

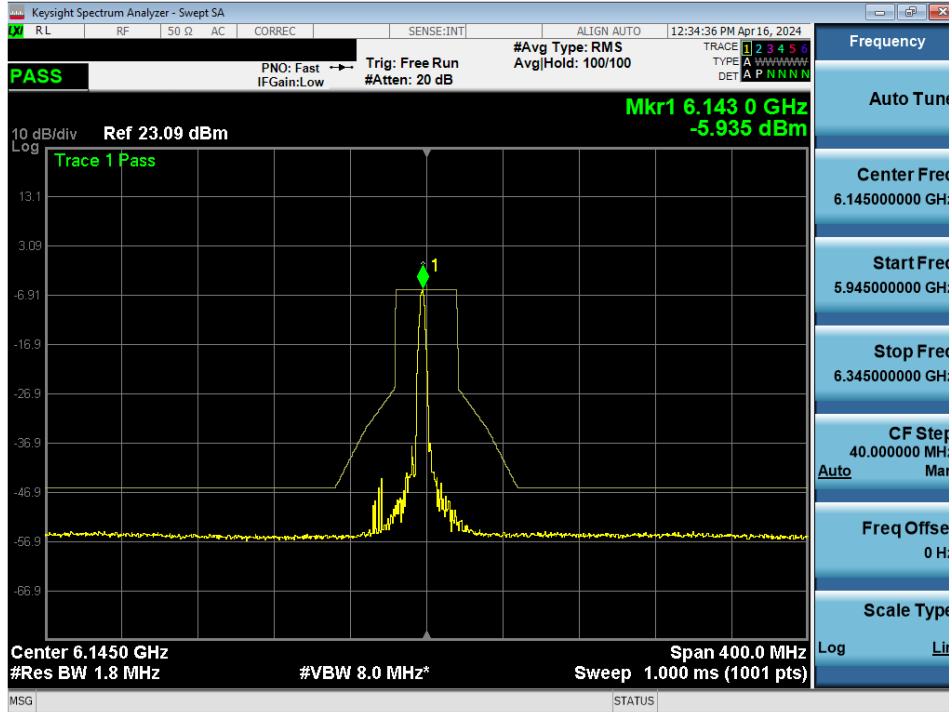


Plot 7-282. In-Band Emission Plot MIMO ANT2 (20MHz BW 802.11be (26 Tones) (UNII Band 5) – Ch. 45) - LPI

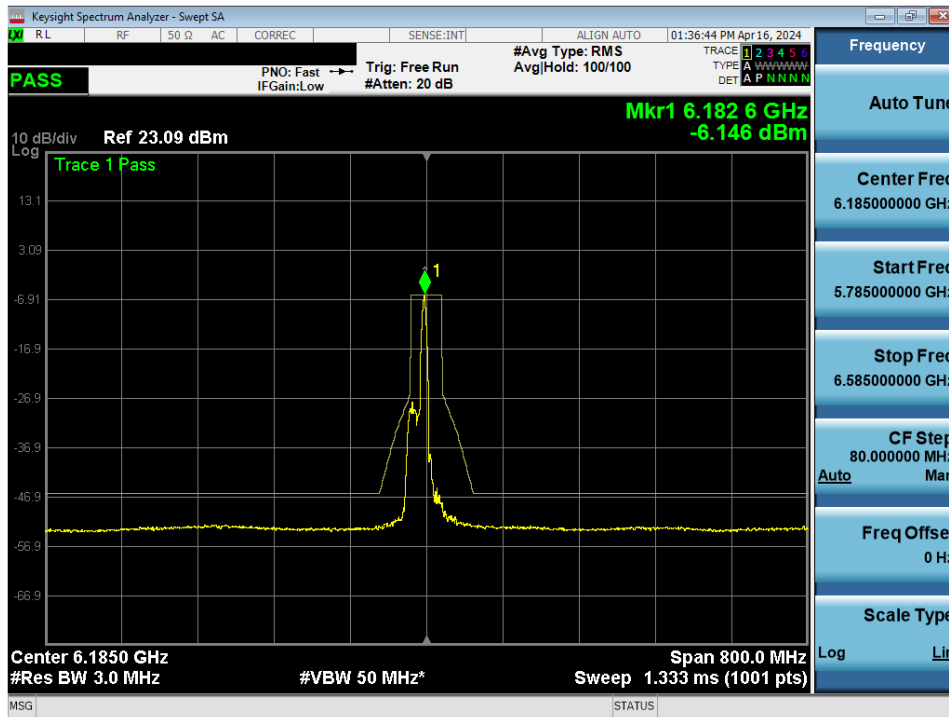


Plot 7-283. In-Band Emission Plot MIMO ANT2 (40MHz BW 802.11be (26 Tones) (UNII Band 5) – Ch. 43) - LPI

FCC ID: A3LNP940XMA	MEASUREMENT REPORT		Approved by: Technical Manager
Test Report S/N: 1M2403190019-10.A3L	Test Dates: 03/14/2024 – 04/25/2024	EUT Type: Portable Computing Device	Page 189 of 261

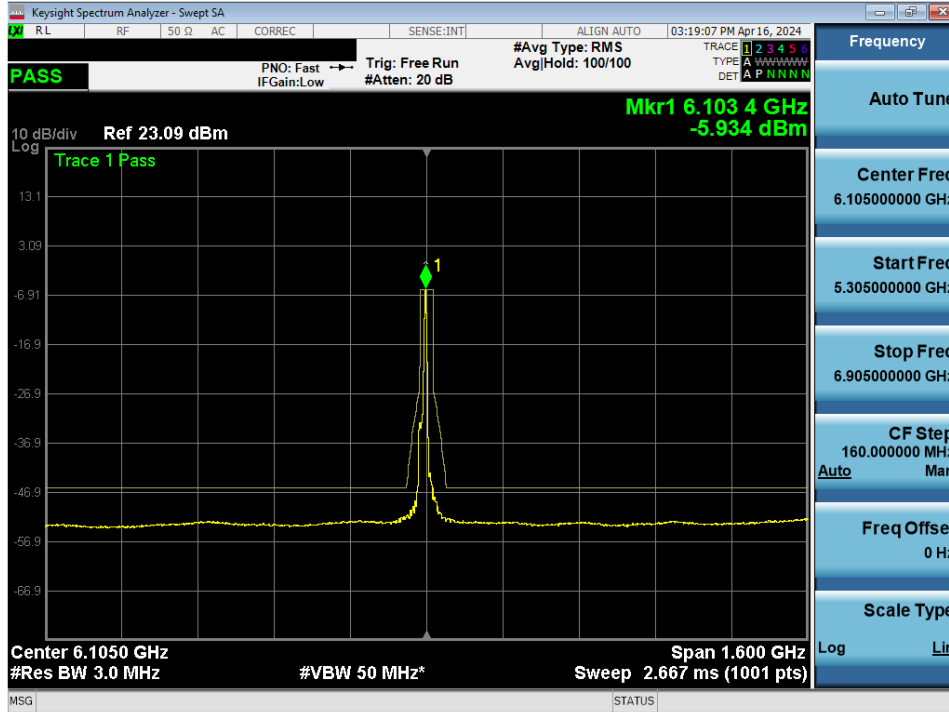


Plot 7-284. In-Band Emission Plot MIMO ANT2 (80MHz BW 802. 11be (26 Tones) (UNII Band 5) – Ch. 39) - LPI

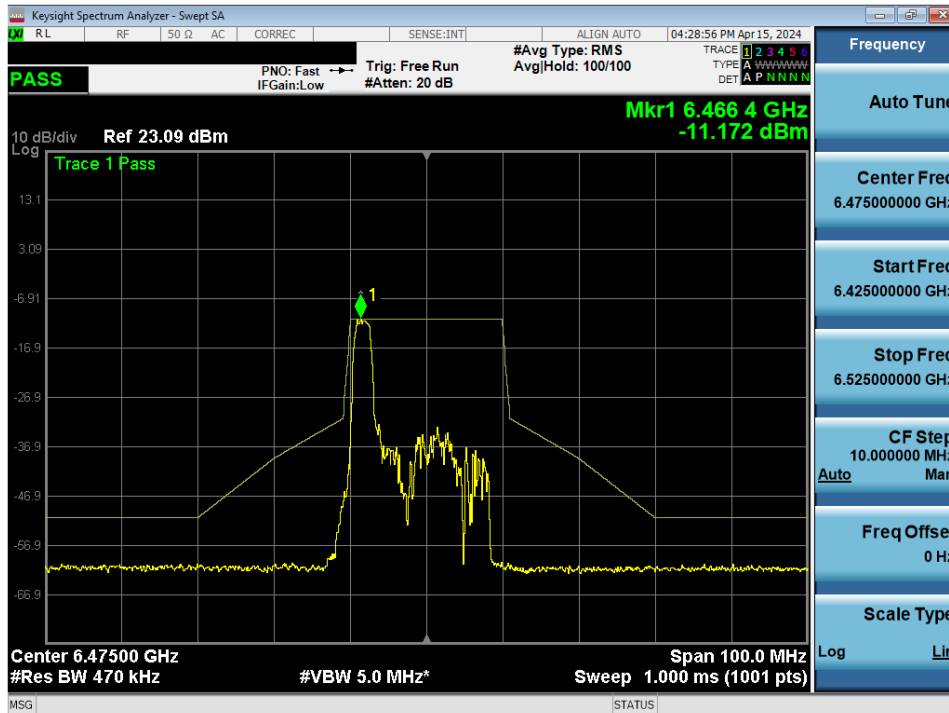


Plot 7-285. In-Band Emission Plot MIMO ANT2 (160MHz BW 802. 11be (26 Tones) (UNII Band 5) – Ch. 47) - LPI

FCC ID: A3LNP940XMA	MEASUREMENT REPORT		Approved by: Technical Manager
Test Report S/N: 1M2403190019-10.A3L	Test Dates: 03/14/2024 – 04/25/2024	EUT Type: Portable Computing Device	Page 190 of 261

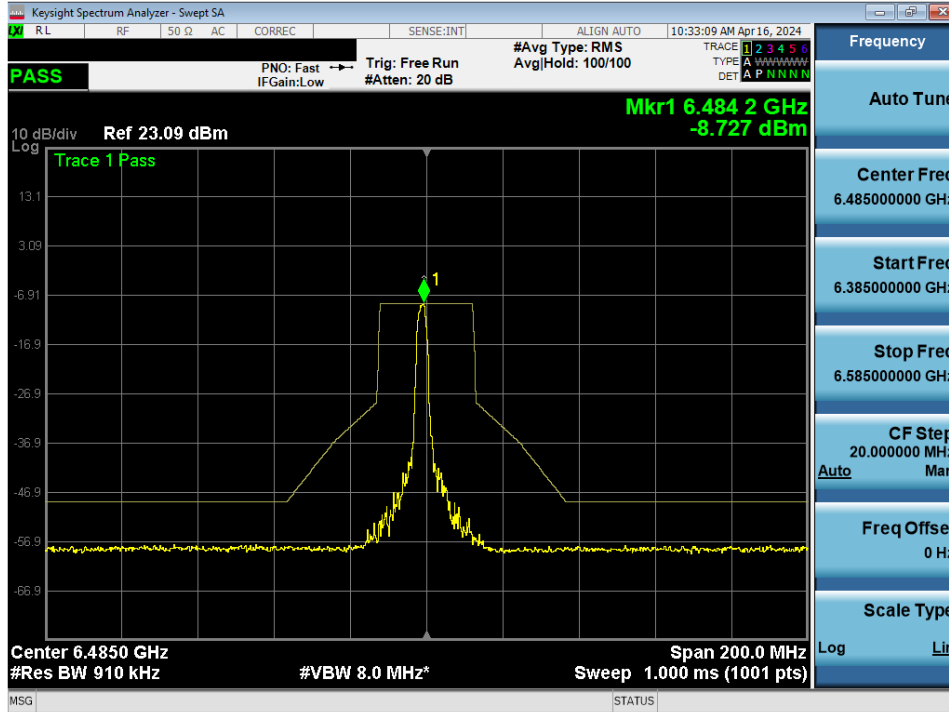


Plot 7-286. In-Band Emission Plot MIMO ANT2 (320MHz BW 802. 11be (26 Tones) (UNII Band 5) – Ch. 31) - LPI

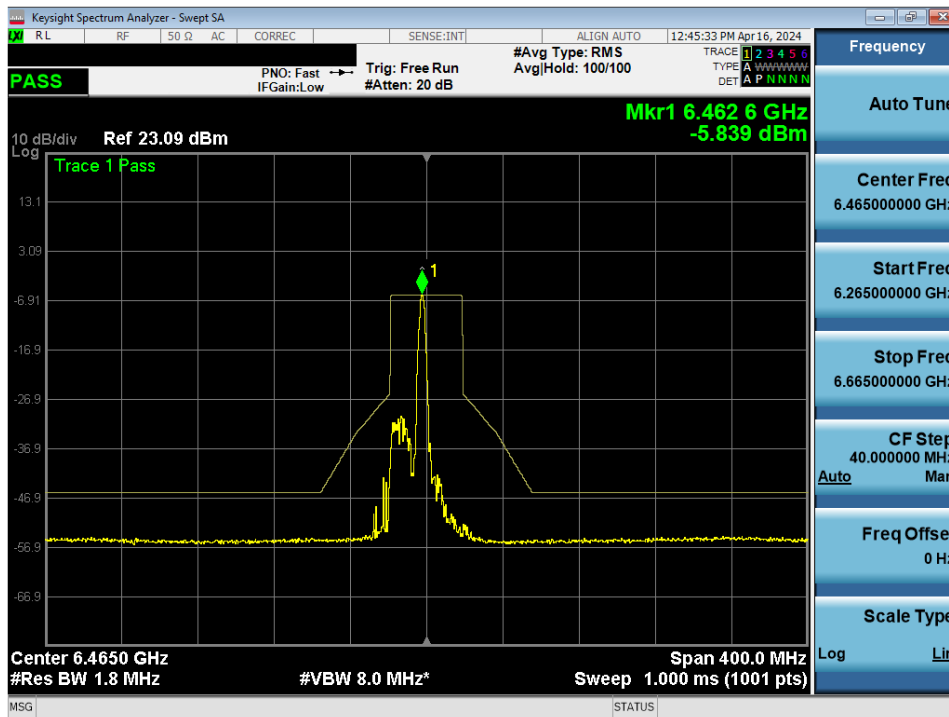


Plot 7-287. In-Band Emission Plot MIMO ANT2 (20MHz BW 802. 11be (26 Tones) (UNII Band 6) – Ch. 105) - LPI

FCC ID: A3LNP940XMA	MEASUREMENT REPORT		Approved by: Technical Manager
Test Report S/N: 1M2403190019-10.A3L	Test Dates: 03/14/2024 – 04/25/2024	EUT Type: Portable Computing Device	Page 191 of 261

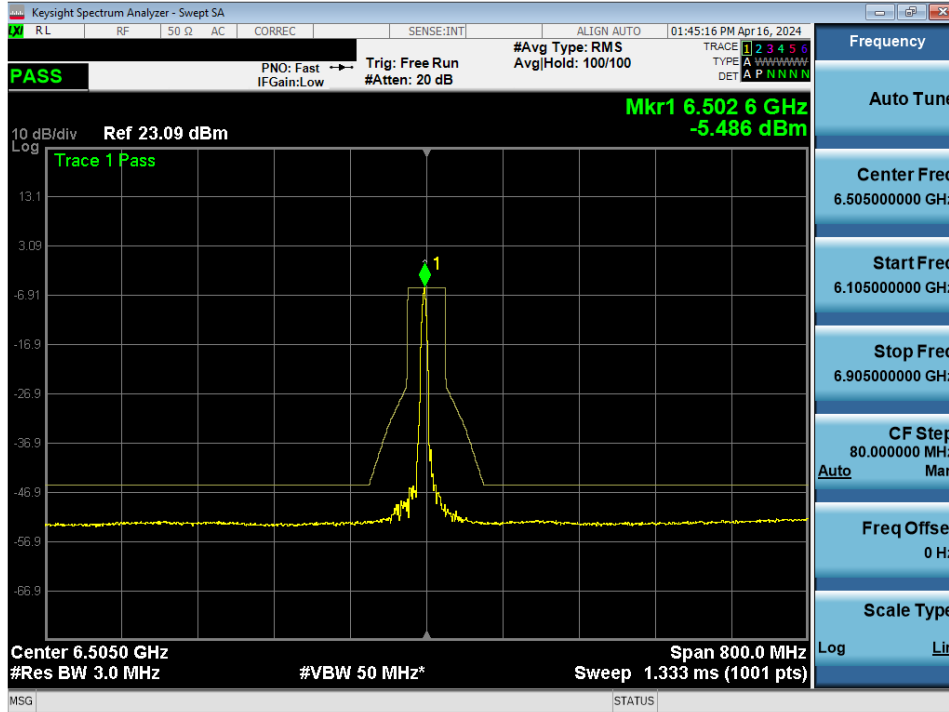


Plot 7-288. In-Band Emission Plot MIMO ANT2 (40MHz BW 802. 11be (26 Tones) (UNII Band 6) – Ch. 107) - LPI

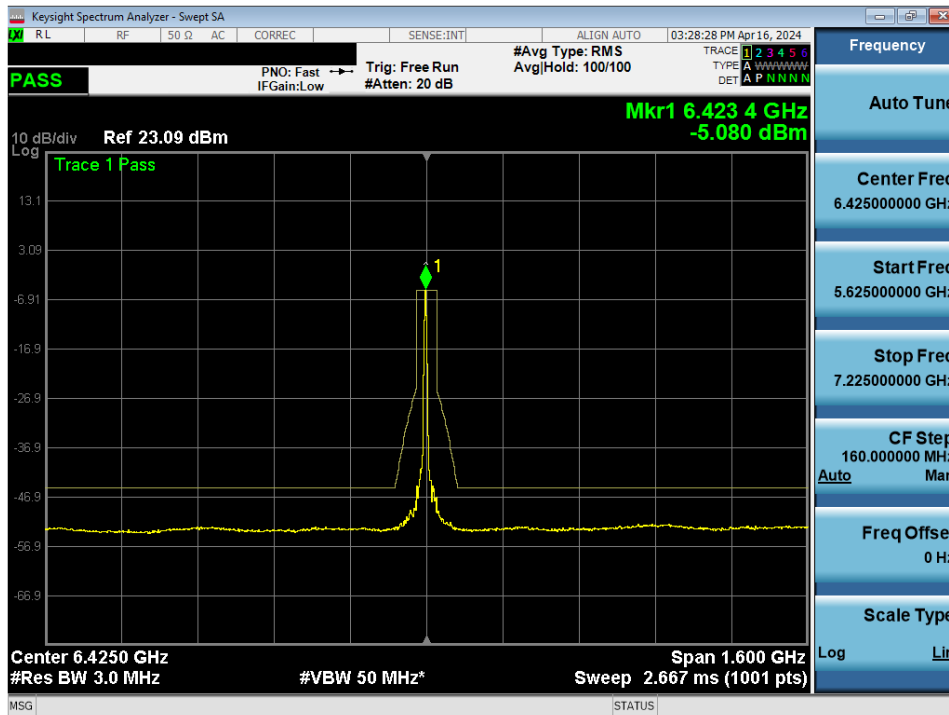


Plot 7-289. In-Band Emission Plot MIMO ANT2 (80MHz BW 802. 11be (26 Tones) (UNII Band 6) – Ch. 103) - LPI

FCC ID: A3LNP940XMA	MEASUREMENT REPORT		Approved by: Technical Manager
Test Report S/N: 1M2403190019-10.A3L	Test Dates: 03/14/2024 – 04/25/2024	EUT Type: Portable Computing Device	Page 192 of 261

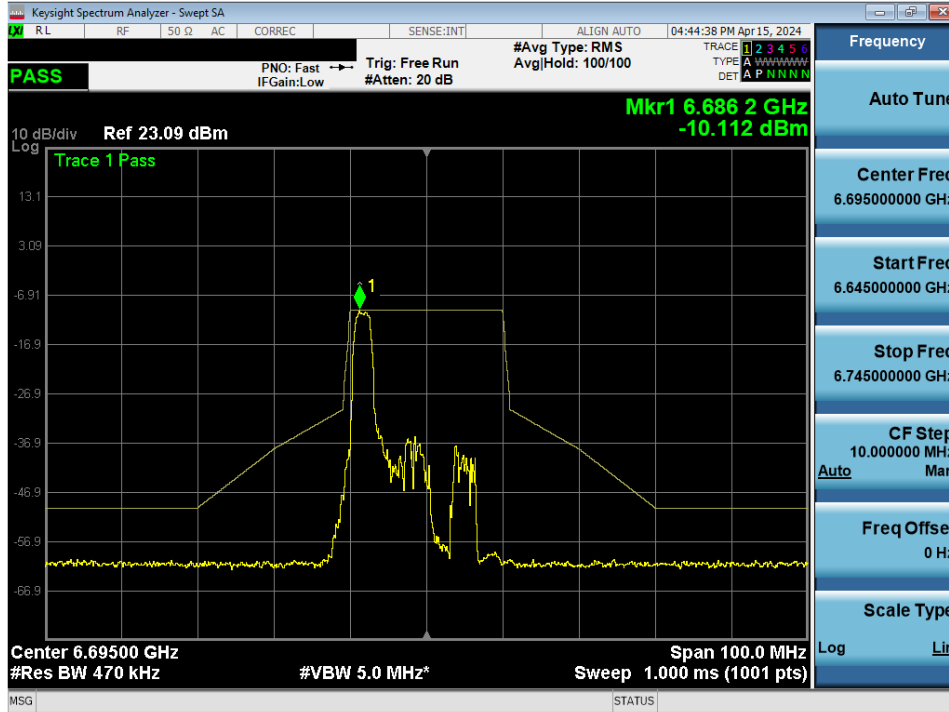


Plot 7-290. In-Band Emission Plot MIMO ANT2 (160MHz BW 802. 11be (26 Tones) (UNII Band 6) – Ch. 111) - LPI

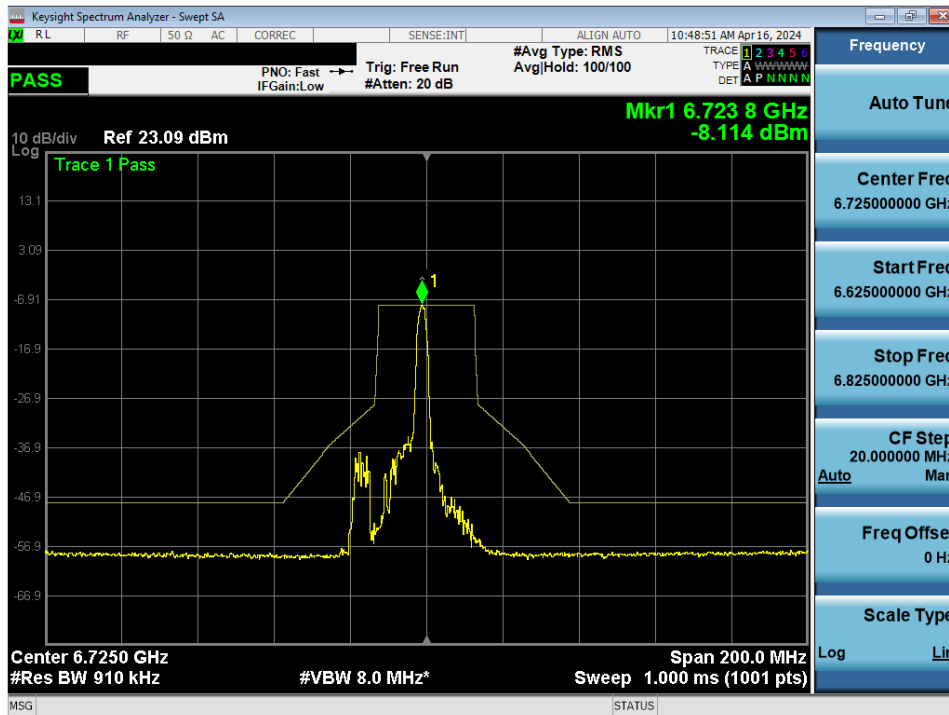


Plot 7-291. In-Band Emission Plot MIMO ANT2 (320MHz BW 802. 11be (26 Tones) (UNII Band 6) – Ch. 95) - LPI

FCC ID: A3LNP940XMA	MEASUREMENT REPORT		Approved by: Technical Manager
Test Report S/N: 1M2403190019-10.A3L	Test Dates: 03/14/2024 – 04/25/2024	EUT Type: Portable Computing Device	Page 193 of 261

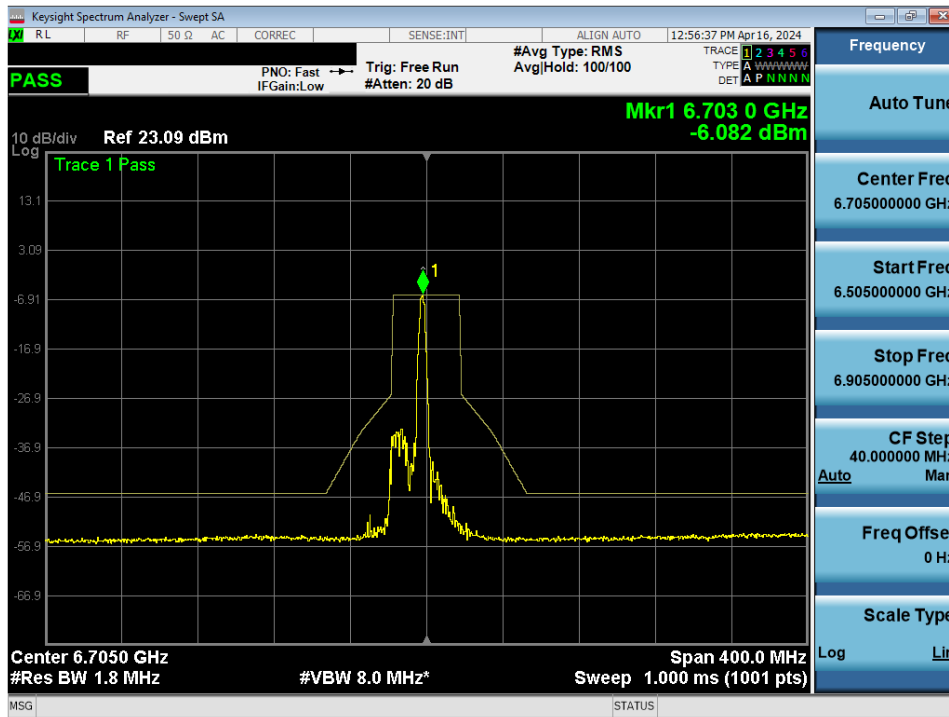


Plot 7-292. In-Band Emission Plot MIMO ANT2 (20MHz BW 802. 11be (26 Tones) (UNII Band 7) – Ch. 149) - LPI

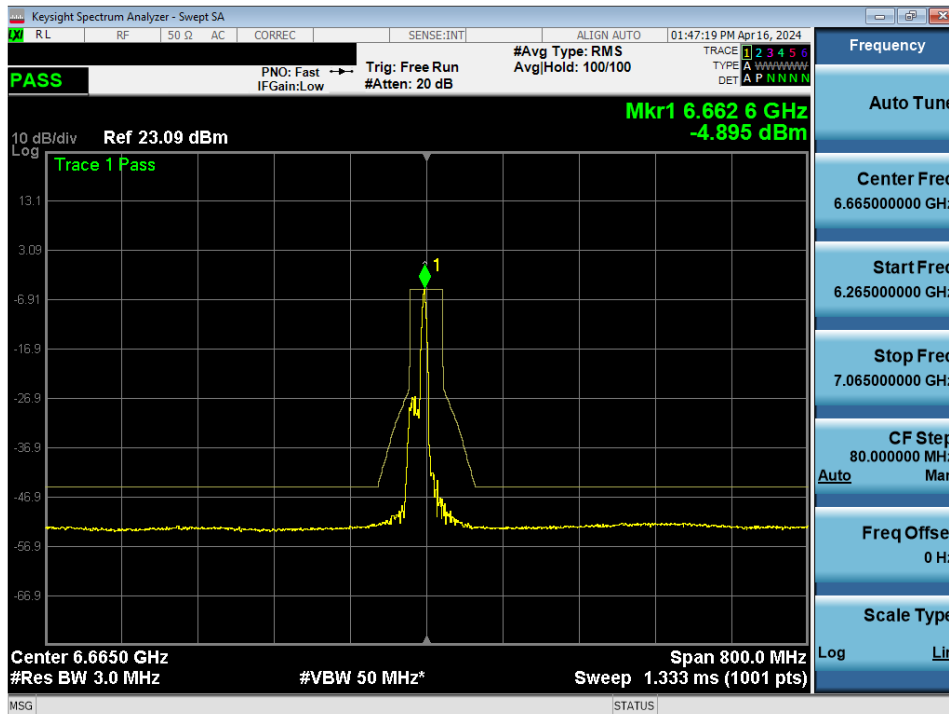


Plot 7-293. In-Band Emission Plot MIMO ANT2 (40MHz BW 802. 11be (26 Tones) (UNII Band 7) – Ch. 155) - LPI

FCC ID: A3LNP940XMA	MEASUREMENT REPORT		Approved by: Technical Manager
Test Report S/N: 1M2403190019-10.A3L	Test Dates: 03/14/2024 – 04/25/2024	EUT Type: Portable Computing Device	Page 194 of 261

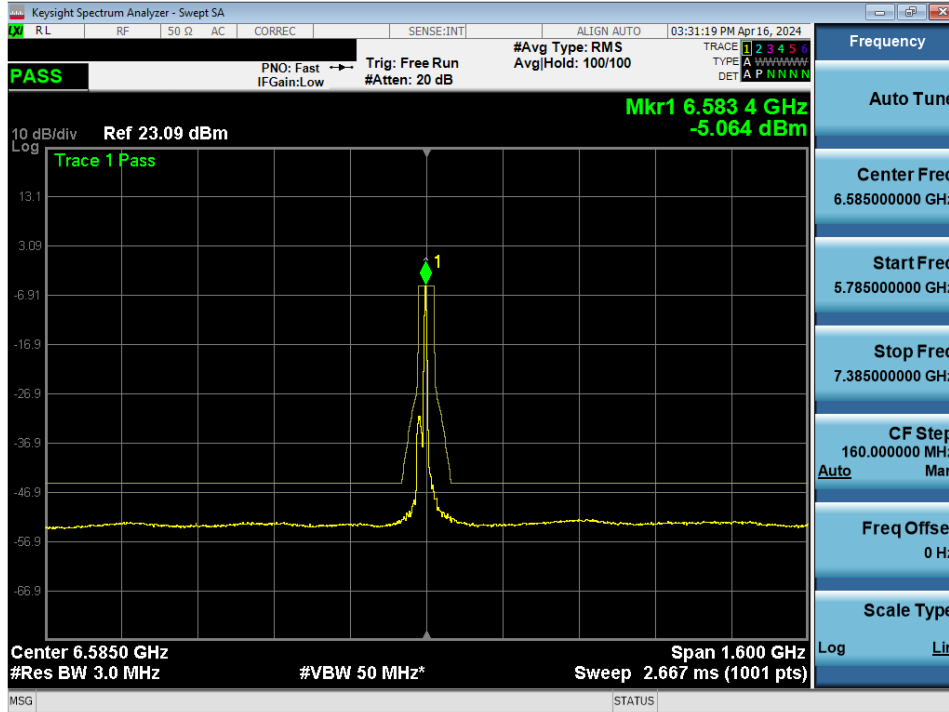


Plot 7-294. In-Band Emission Plot MIMO ANT2 (80MHz BW 802. 11be (26 Tones) (UNII Band 7) – Ch. 151) - LPI

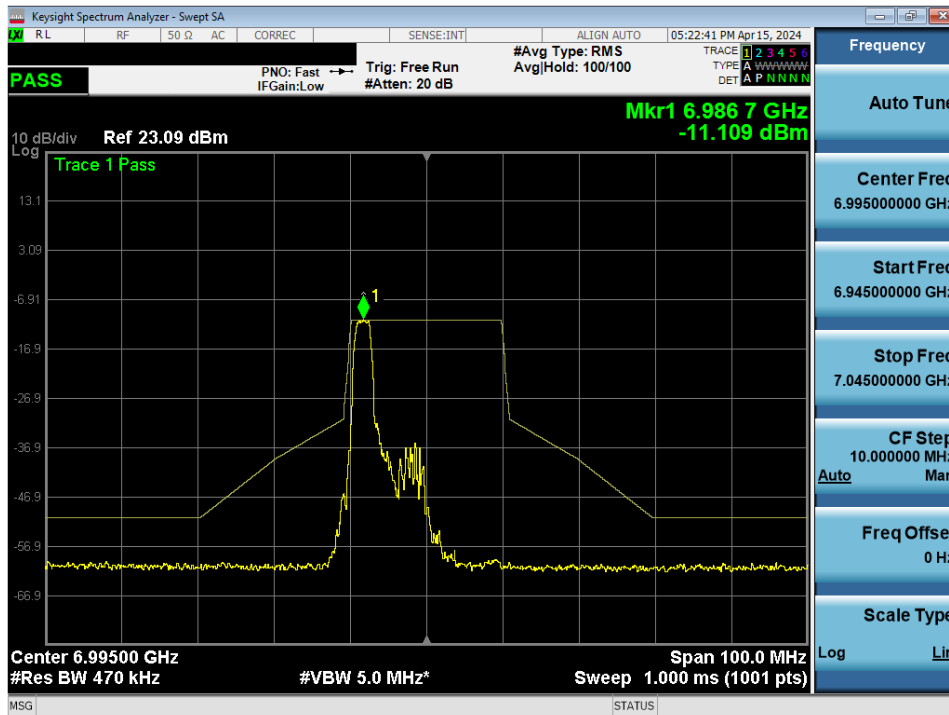


Plot 7-295. In-Band Emission Plot MIMO ANT2 (160MHz BW 802. 11be (26 Tones) (UNII Band 7) – Ch. 143) - LPI

FCC ID: A3LNP940XMA	MEASUREMENT REPORT		Approved by: Technical Manager
Test Report S/N: 1M2403190019-10.A3L	Test Dates: 03/14/2024 – 04/25/2024	EUT Type: Portable Computing Device	Page 195 of 261

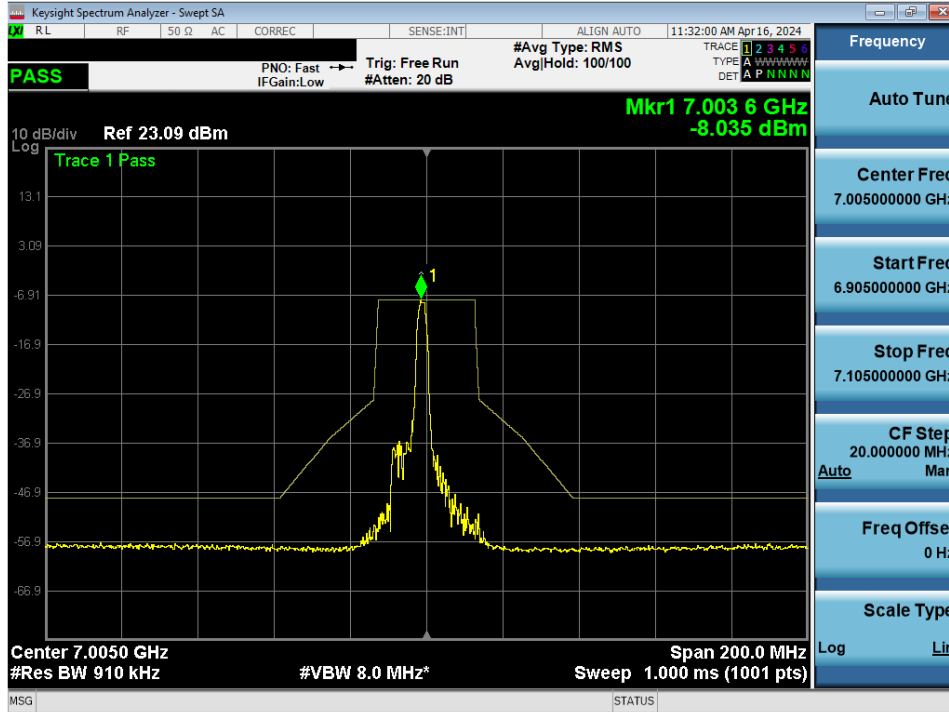


Plot 7-296. In-Band Emission Plot MIMO ANT2 (320MHz BW 802. 11be (26 Tones) (UNII Band 7) – Ch. 127) - LPI

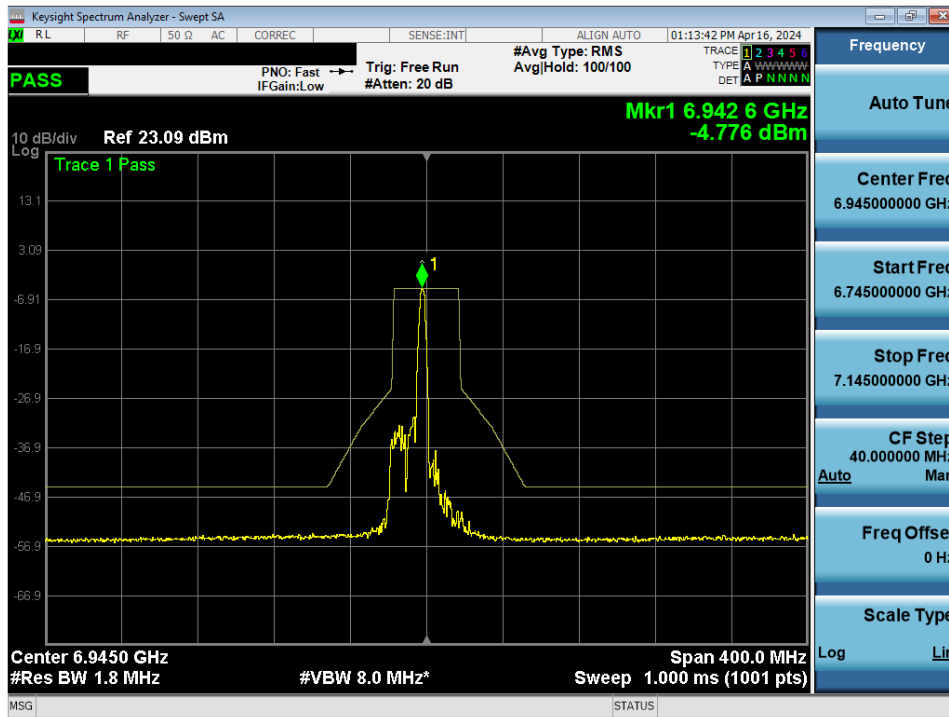


Plot 7-297. In-Band Emission Plot MIMO ANT2 (20MHz BW 802. 11be (26 Tones) (UNII Band 8) – Ch. 209) - LPI

FCC ID: A3LNP940XMA		MEASUREMENT REPORT		Approved by:
Test Report S/N:		Test Dates:		Technical Manager
1M2403190019-10.A3L		03/14/2024 – 04/25/2024		Page 196 of 261
		EUT Type:		
		Portable Computing Device		

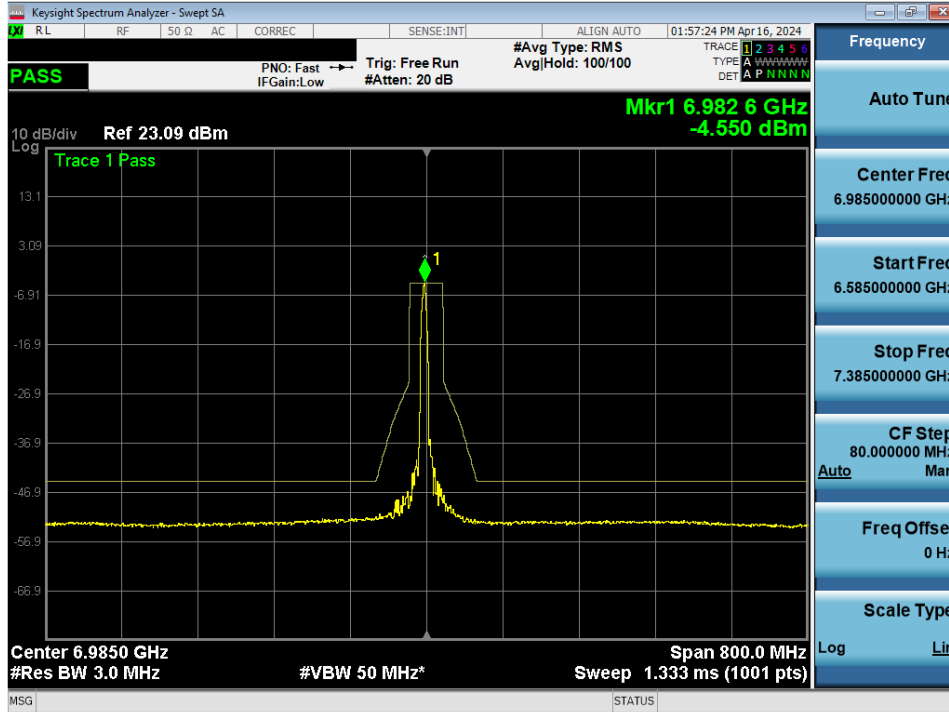


Plot 7-298. In-Band Emission Plot MIMO ANT2 (40MHz BW 802. 11be (26 Tones) (UNII Band 8) – Ch. 211) - LPI

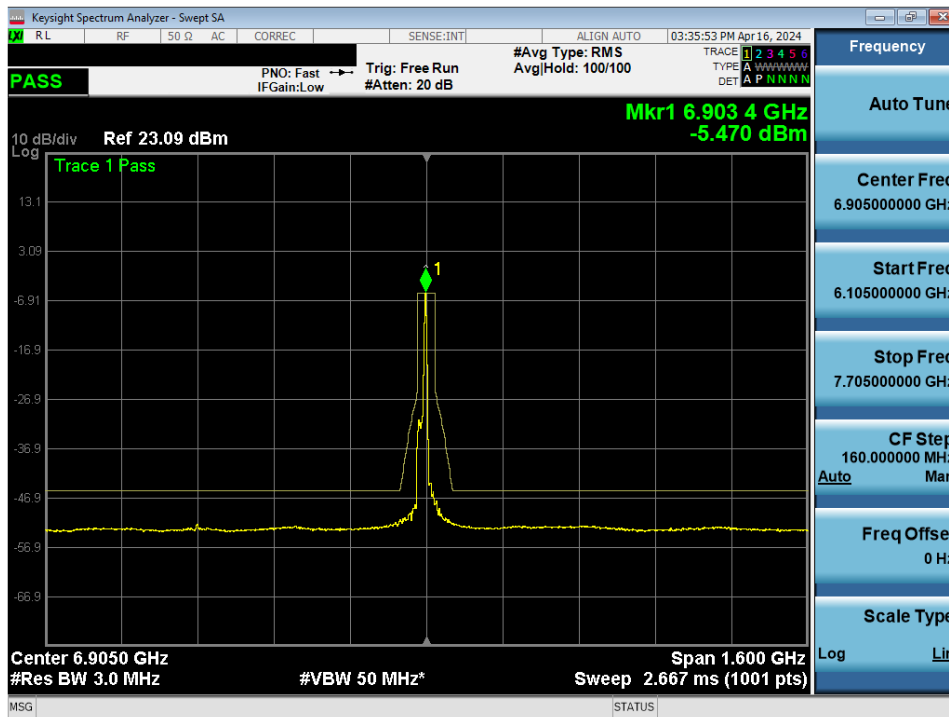


Plot 7-299. In-Band Emission Plot MIMO ANT2 (80MHz BW 802. 11be (26 Tones) (UNII Band 8) – Ch. 199) - LPI

FCC ID: A3LNP940XMA		MEASUREMENT REPORT		Approved by: Technical Manager
Test Report S/N: 1M2403190019-10.A3L	Test Dates: 03/14/2024 – 04/25/2024	EUT Type: Portable Computing Device		Page 197 of 261

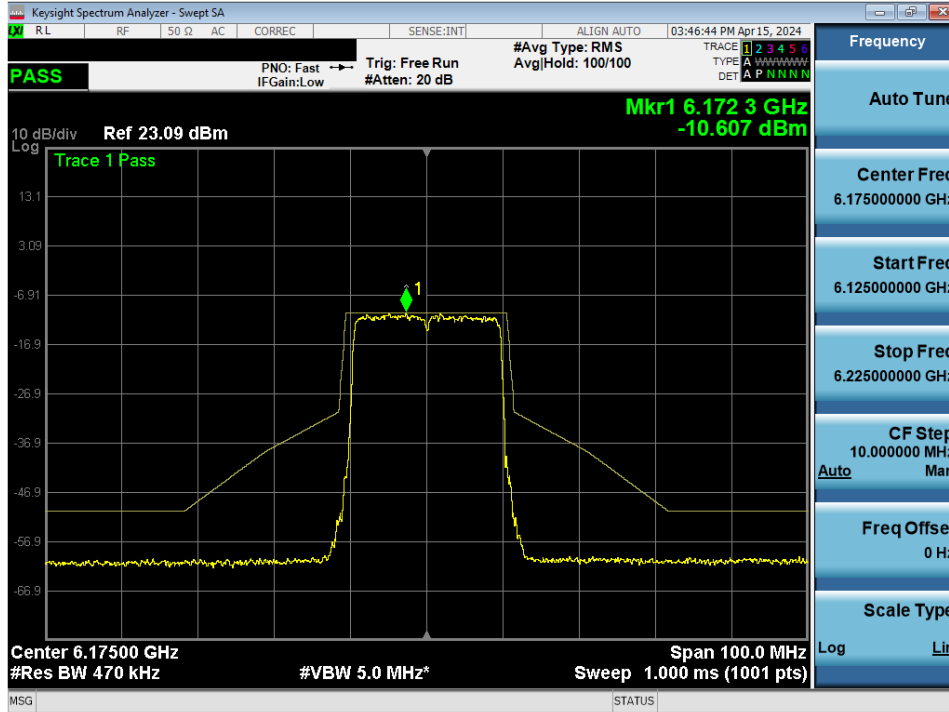


Plot 7-300. In-Band Emission Plot MIMO ANT2 (160MHz BW 802. 11be (26 Tones) (UNII Band 8) – Ch. 207) - LPI

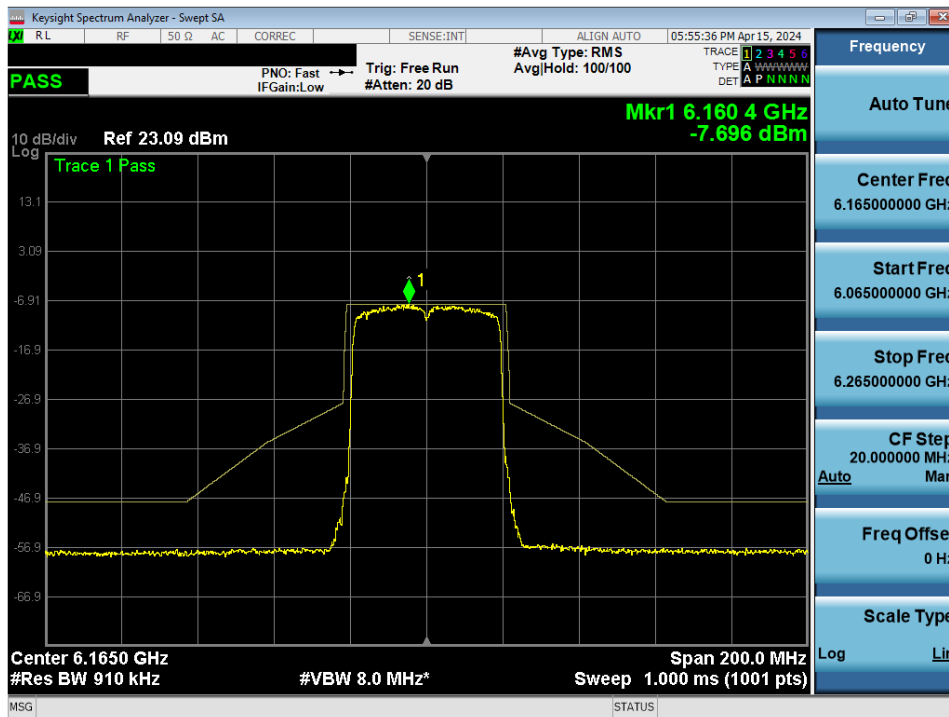


Plot 7-301. In-Band Emission Plot MIMO ANT2 (320MHz BW 802. 11be (26 Tones) (UNII Band 8) – Ch. 191) - LPI

FCC ID: A3LNP940XMA	MEASUREMENT REPORT		Approved by: Technical Manager
Test Report S/N: 1M2403190019-10.A3L	Test Dates: 03/14/2024 – 04/25/2024	EUT Type: Portable Computing Device	Page 198 of 261

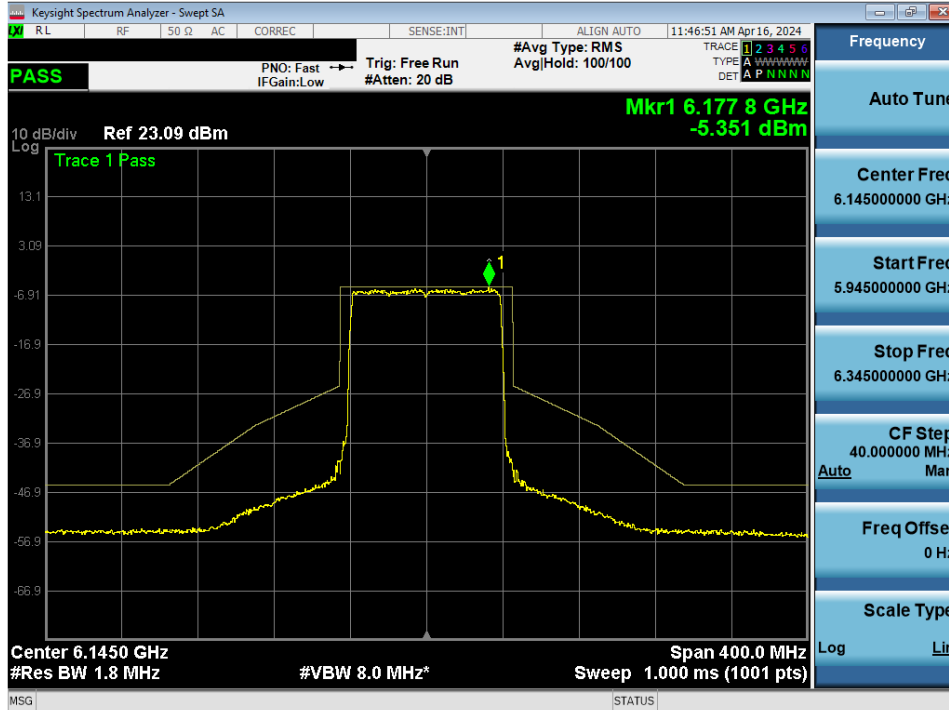


Plot 7-302. In-Band Emission Plot MIMO ANT2 (20MHz BW 802. 11be (Full Tone) (UNII Band 5) – Ch. 45) - LPI

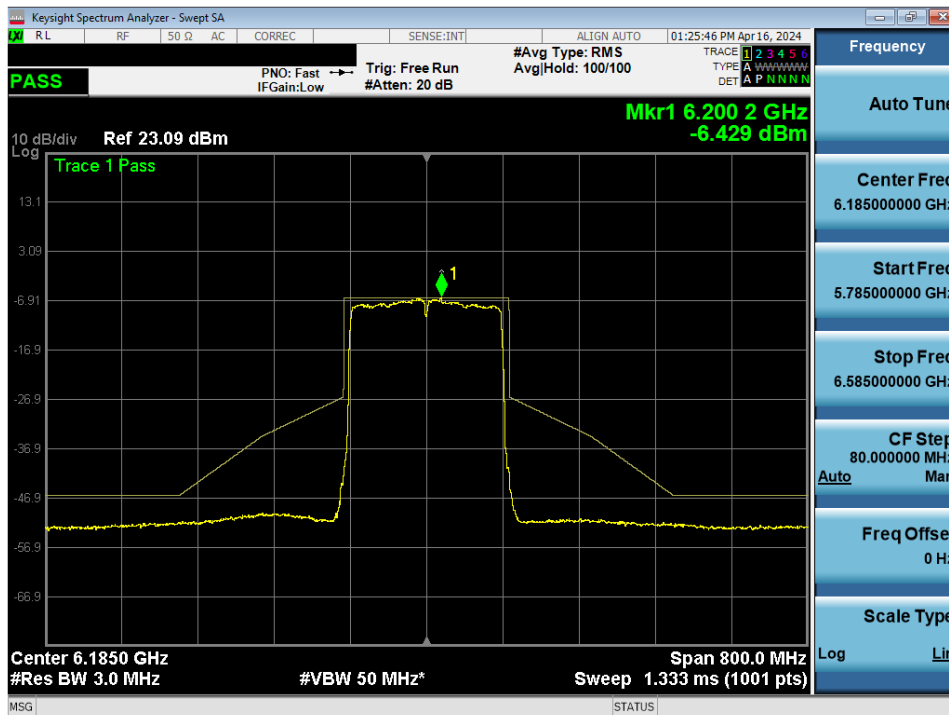


Plot 7-303. In-Band Emission Plot MIMO ANT2 (40MHz BW 802. 11be (Full Tone) (UNII Band 5) – Ch. 43) - LPI

FCC ID: A3LNP940XMA	MEASUREMENT REPORT		Approved by: Technical Manager
Test Report S/N: 1M2403190019-10.A3L	Test Dates: 03/14/2024 – 04/25/2024	EUT Type: Portable Computing Device	Page 199 of 261

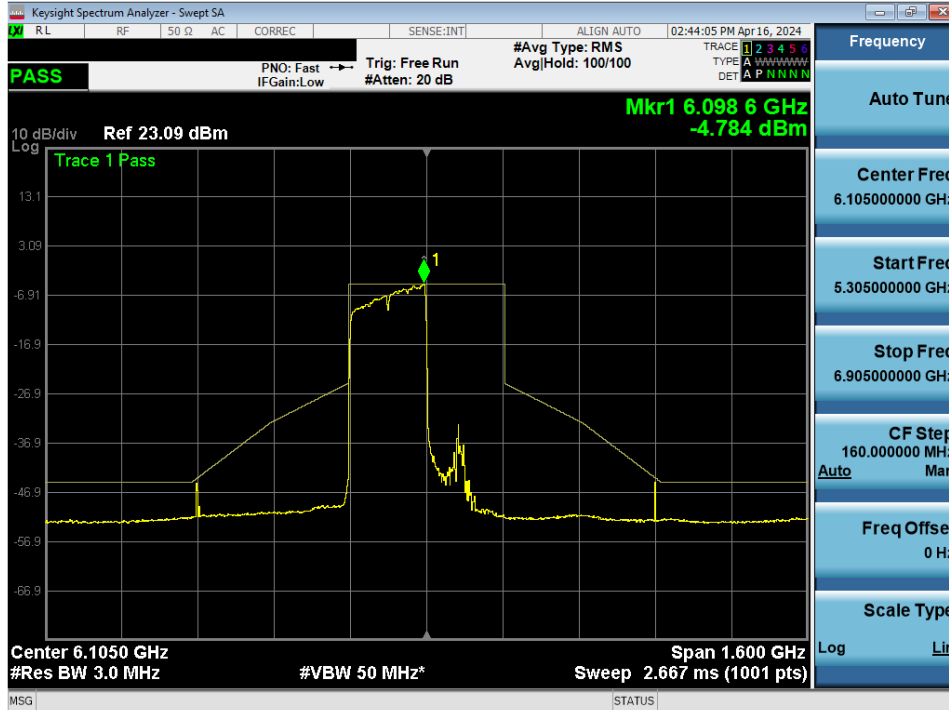


Plot 7-304. In-Band Emission Plot MIMO ANT2 (80MHz BW 802. 11be (Full Tone) (UNII Band 5) – Ch. 39) – LPI & SP

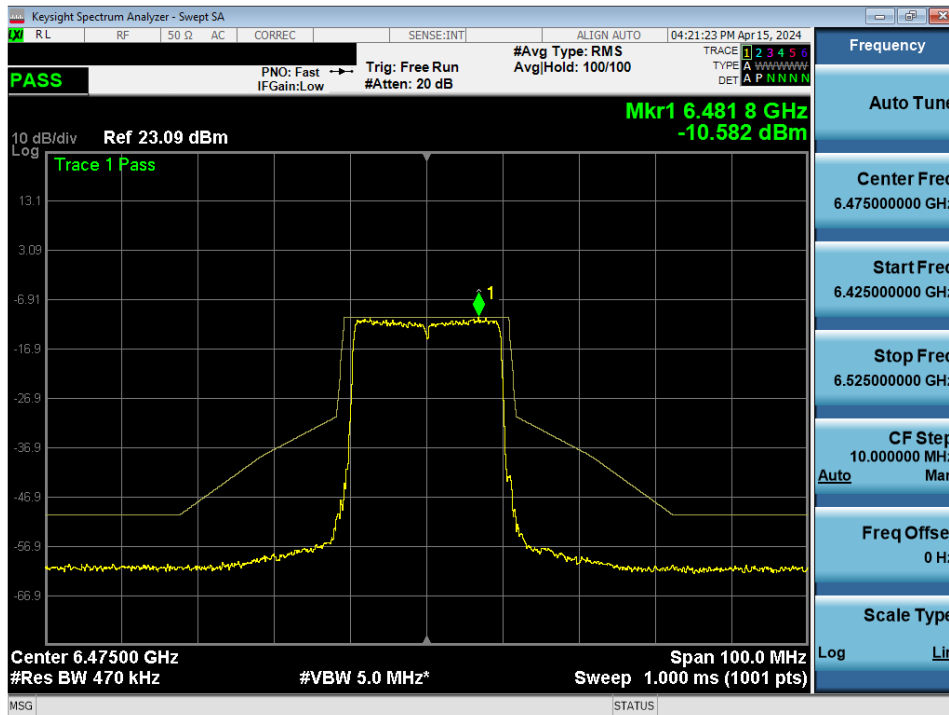


Plot 7-305. In-Band Emission Plot MIMO ANT2 (160MHz BW 802. 11be (Full Tone) (UNII Band 5) – Ch. 47) – LPI & SP

FCC ID: A3LNP940XMA		MEASUREMENT REPORT		Approved by: Technical Manager
Test Report S/N: 1M2403190019-10.A3L	Test Dates: 03/14/2024 – 04/25/2024	EUT Type: Portable Computing Device		Page 200 of 261

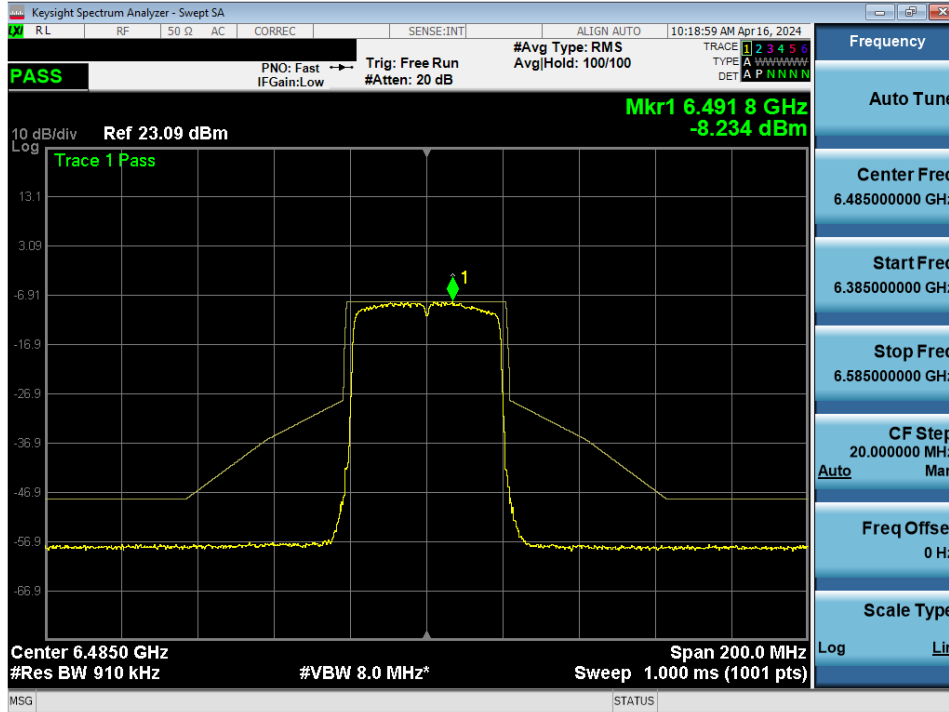


Plot 7-306. In-Band Emission Plot MIMO ANT2 (320MHz BW 802. 11be (Full Tones) (UNII Band 5) – Ch. 31) – LPI & SP

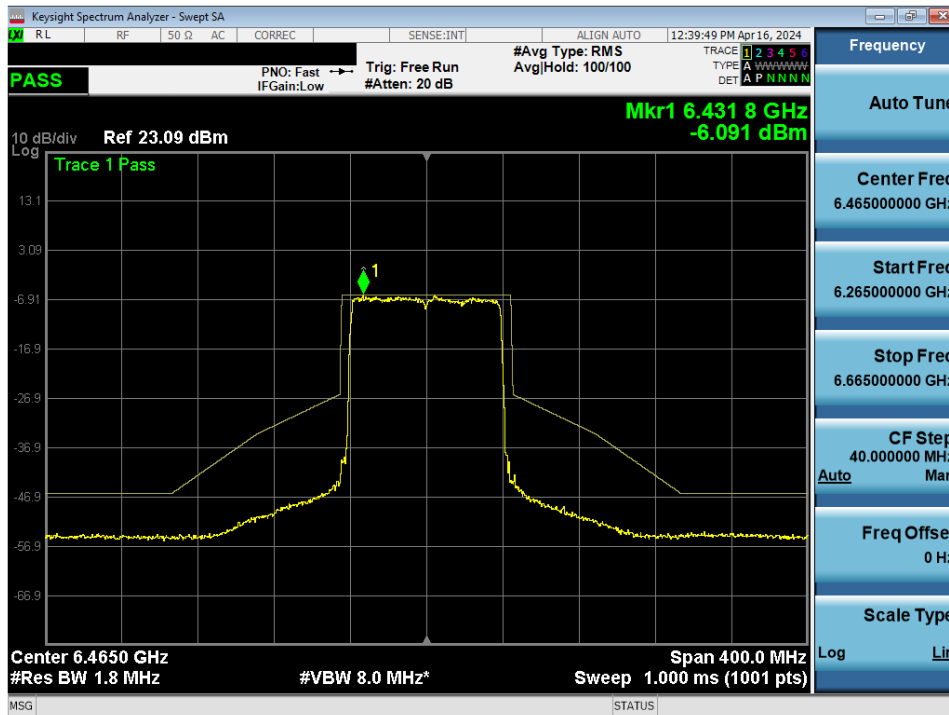


Plot 7-307. In-Band Emission Plot MIMO ANT2 (20MHz BW 802. 11be (Full Tone) (UNII Band 6) – Ch. 105) - LPI

FCC ID: A3LNP940XMA	MEASUREMENT REPORT		Approved by: Technical Manager
Test Report S/N: 1M2403190019-10.A3L	Test Dates: 03/14/2024 – 04/25/2024	EUT Type: Portable Computing Device	Page 201 of 261

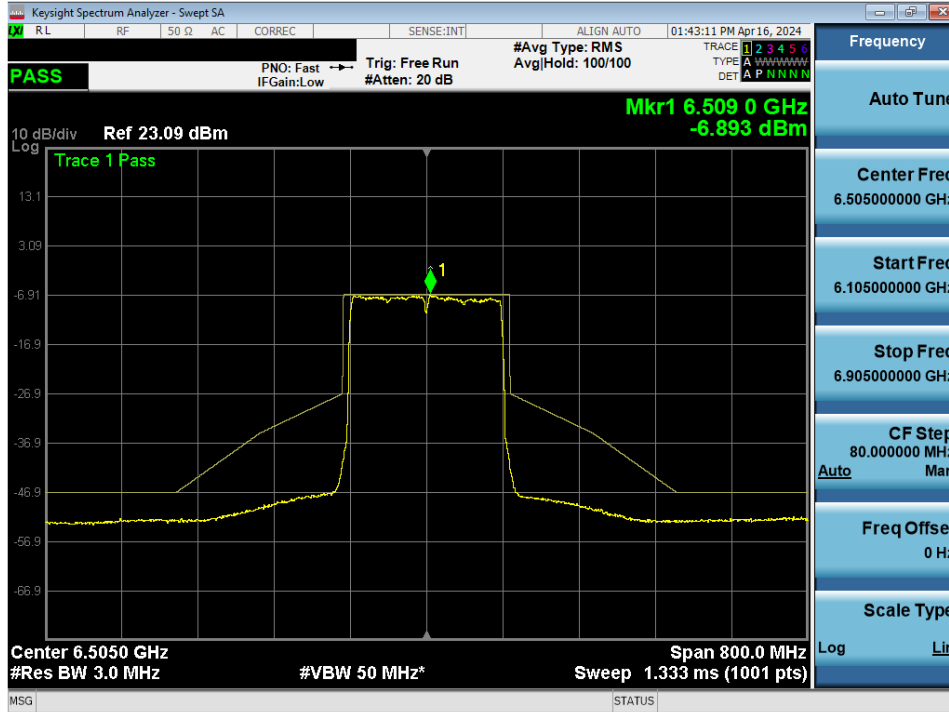


Plot 7-308. In-Band Emission Plot MIMO ANT2 (40MHz BW 802. 11be (Full Tone) (UNII Band 6) – Ch. 107) - LPI

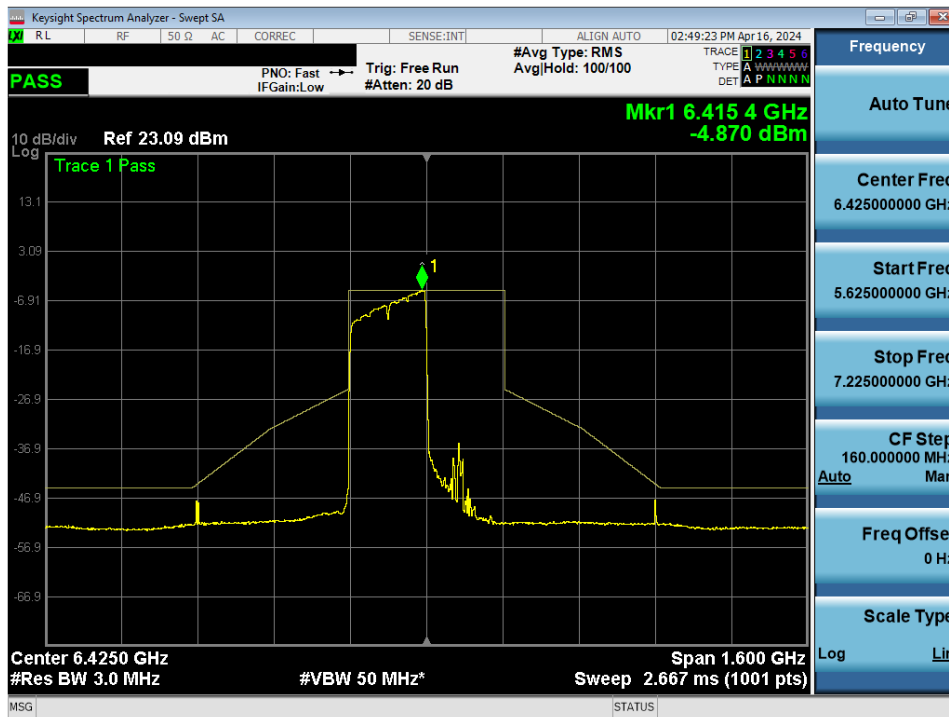


Plot 7-309. In-Band Emission Plot MIMO ANT2 (80MHz BW 802. 11be (Full Tone) (UNII Band 6) – Ch. 103) - LPI

FCC ID: A3LNP940XMA	MEASUREMENT REPORT		Approved by: Technical Manager
Test Report S/N: 1M2403190019-10.A3L	Test Dates: 03/14/2024 – 04/25/2024	EUT Type: Portable Computing Device	Page 202 of 261

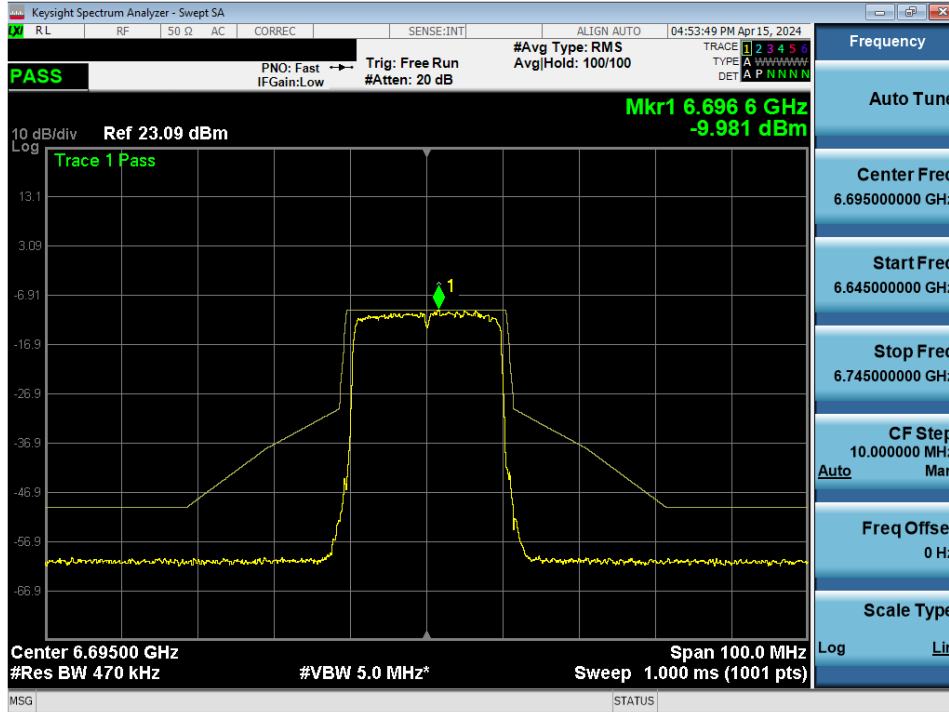


Plot 7-310. In-Band Emission Plot MIMO ANT2 (160MHz BW 802. 11be (Full Tone) (UNII Band 6) – Ch. 111) - LPI

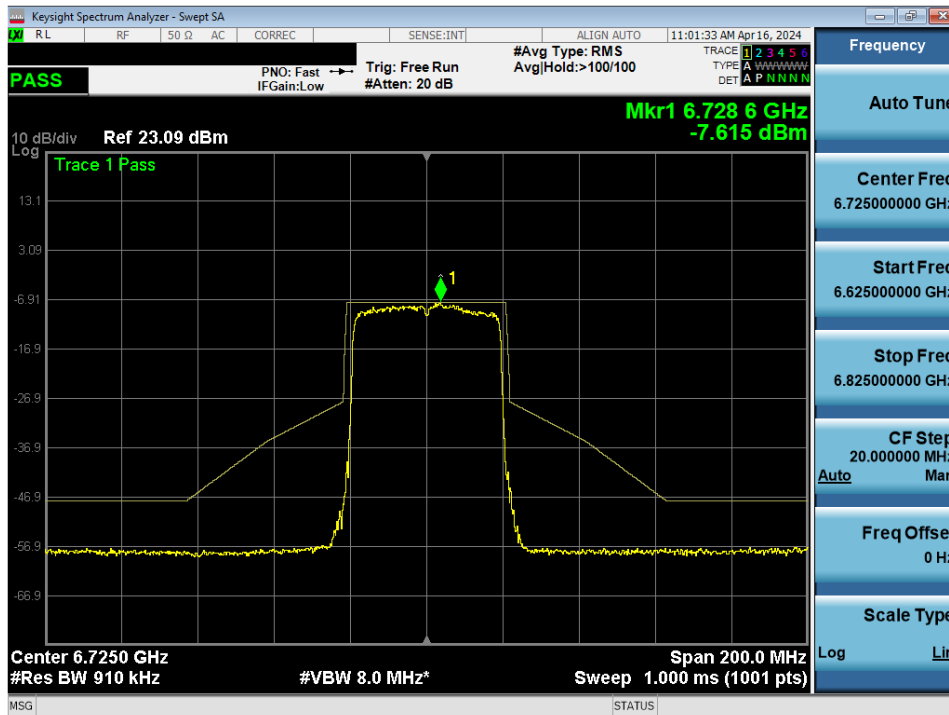


Plot 7-311. In-Band Emission Plot MIMO ANT2 (320MHz BW 802. 11be (Full Tones) (UNII Band 6) – Ch. 95) - LPI

FCC ID: A3LNP940XMA	MEASUREMENT REPORT		Approved by: Technical Manager
Test Report S/N: 1M2403190019-10.A3L	Test Dates: 03/14/2024 – 04/25/2024	EUT Type: Portable Computing Device	Page 203 of 261

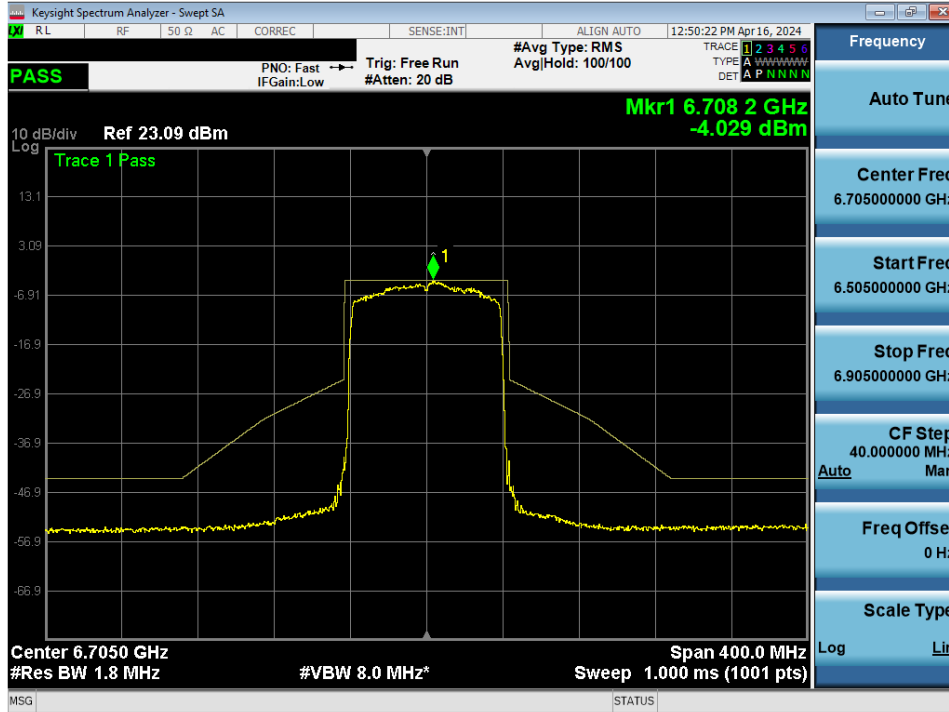


Plot 7-312. In-Band Emission Plot MIMO ANT2 (20MHz BW 802. 11be (Full Tone) (UNII Band 7) – Ch. 149) - LPI

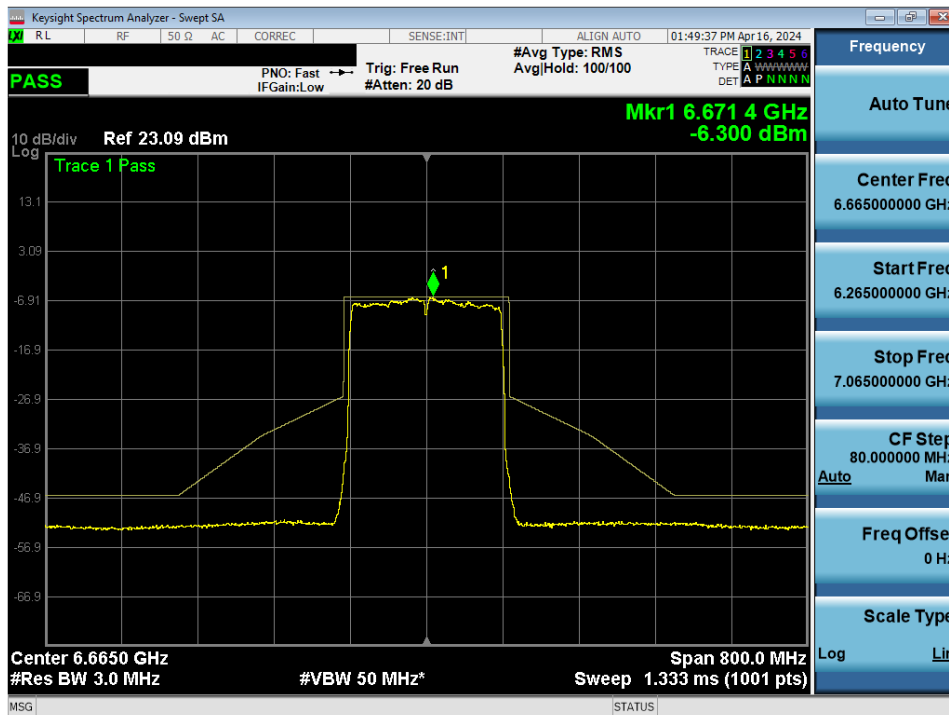


Plot 7-313. In-Band Emission Plot MIMO ANT2 (40MHz BW 802. 11be (Full Tone) (UNII Band 7) – Ch. 155) - LPI

FCC ID: A3LNP940XMA	MEASUREMENT REPORT		Approved by: Technical Manager
Test Report S/N: 1M2403190019-10.A3L	Test Dates: 03/14/2024 – 04/25/2024	EUT Type: Portable Computing Device	Page 204 of 261

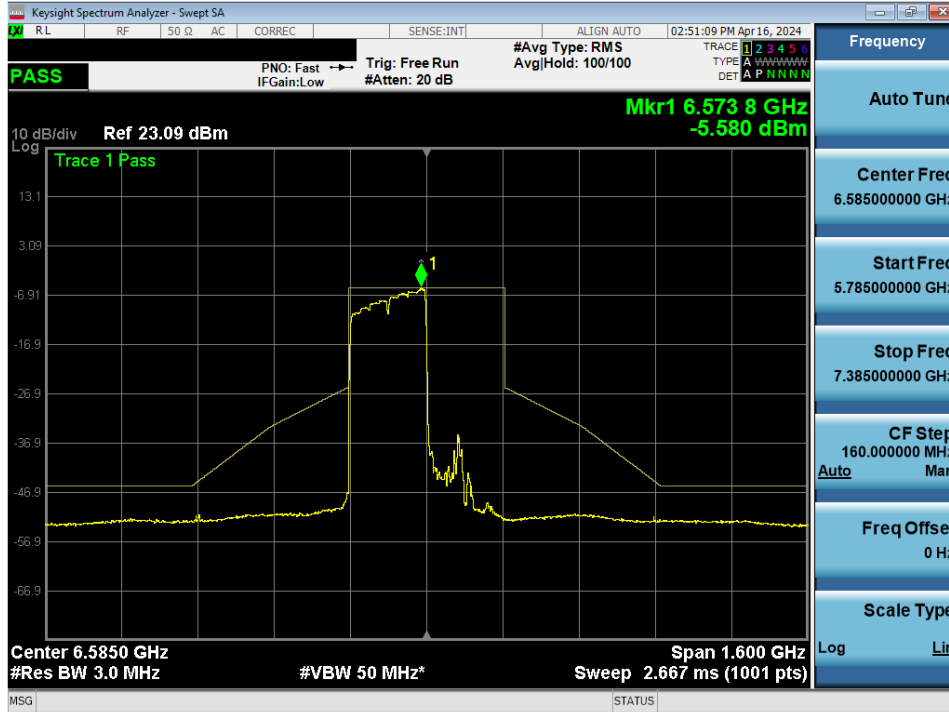


Plot 7-314. In-Band Emission Plot MIMO ANT2 (80MHz BW 802. 11be (Full Tone) (UNII Band 7) – Ch. 151) – LPI & SP

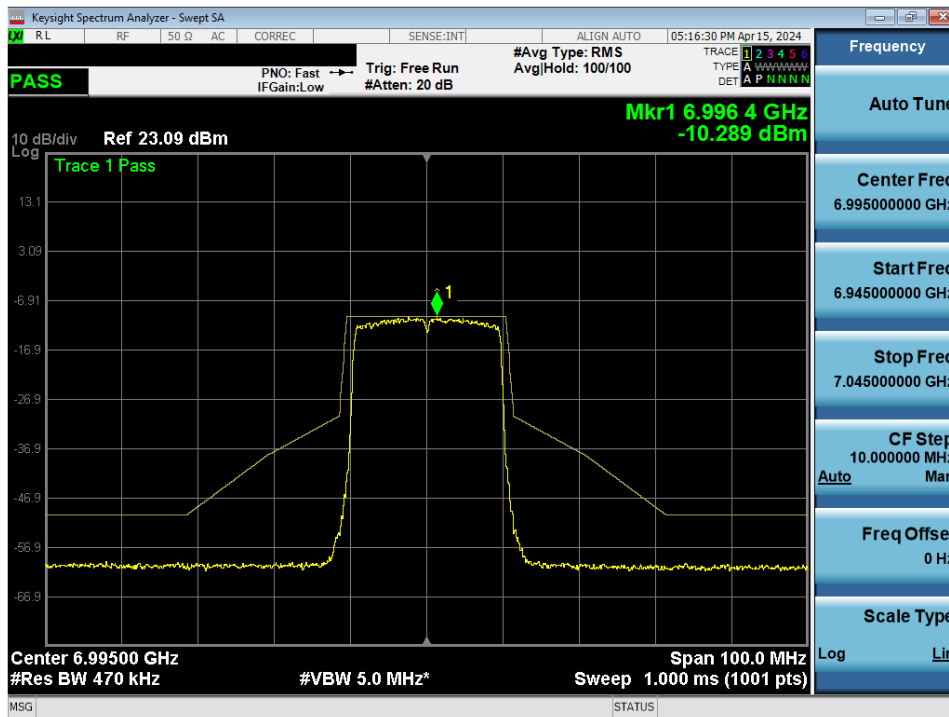


Plot 7-315. In-Band Emission Plot MIMO ANT2 (160MHz BW 802. 11be (Full Tone) (UNII Band 7) – Ch. 143) – LPI & SP

FCC ID: A3LNP940XMA		MEASUREMENT REPORT		Approved by:
Test Report S/N:	Test Dates:	EUT Type:		Technical Manager
1M2403190019-10.A3L	03/14/2024 – 04/25/2024	Portable Computing Device		Page 205 of 261

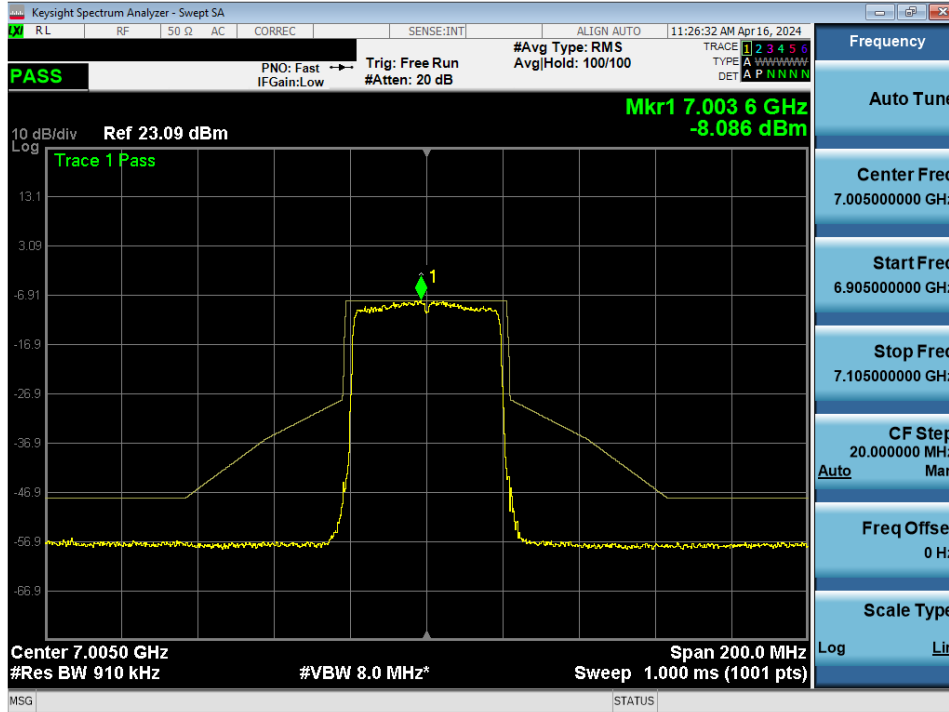


Plot 7-316. In-Band Emission Plot MIMO ANT2 (320MHz BW 802. 11be (Full Tone) (UNII Band 7) – Ch. 127) - LPI

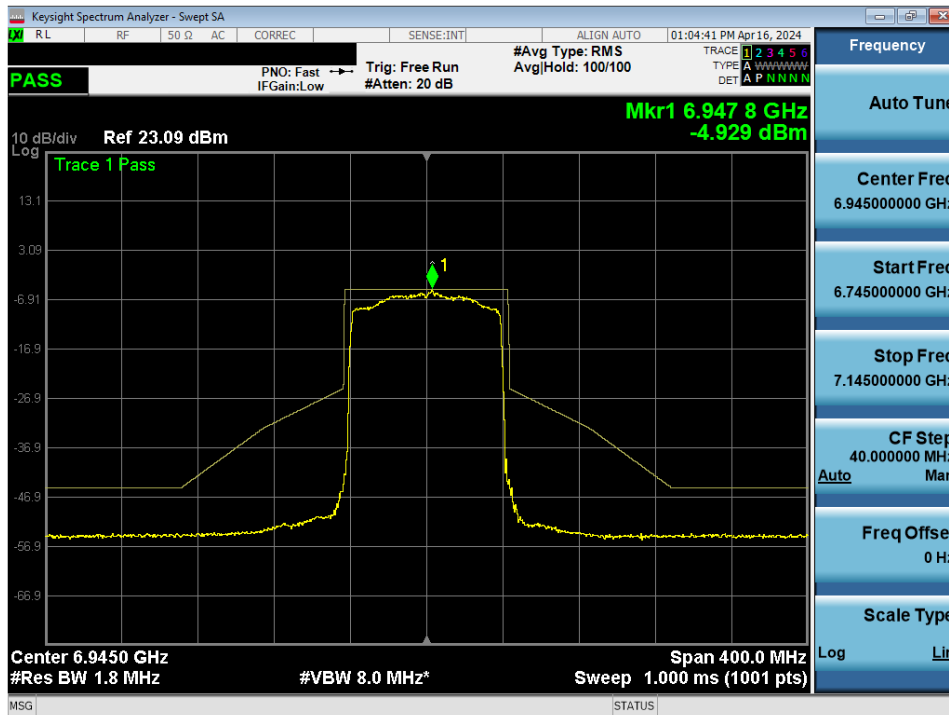


Plot 7-317. In-Band Emission Plot MIMO ANT2 (20MHz BW 802. 11be (Full Tone) (UNII Band 8) – Ch. 209) - LPI

FCC ID: A3LNP940XMA		MEASUREMENT REPORT		Approved by:
Test Report S/N:		Test Dates:		Technical Manager
1M2403190019-10.A3L		03/14/2024 – 04/25/2024		Page 206 of 261
		EUT Type:		
		Portable Computing Device		

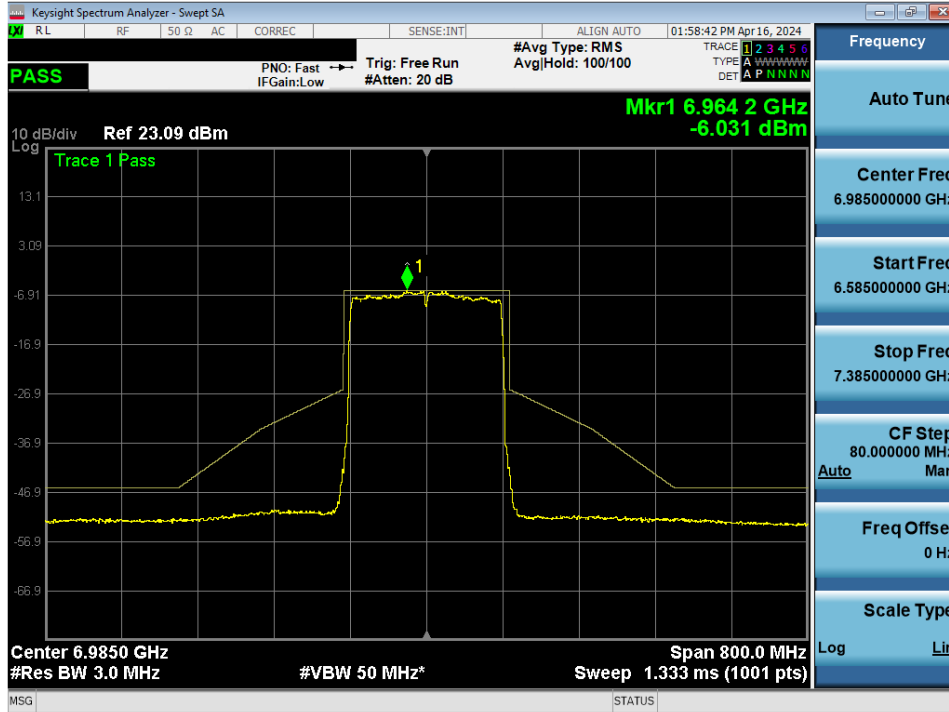


Plot 7-318. In-Band Emission Plot MIMO ANT2 (40MHz BW 802. 11be (Full Tone) (UNII Band 8) – Ch. 211) - LPI

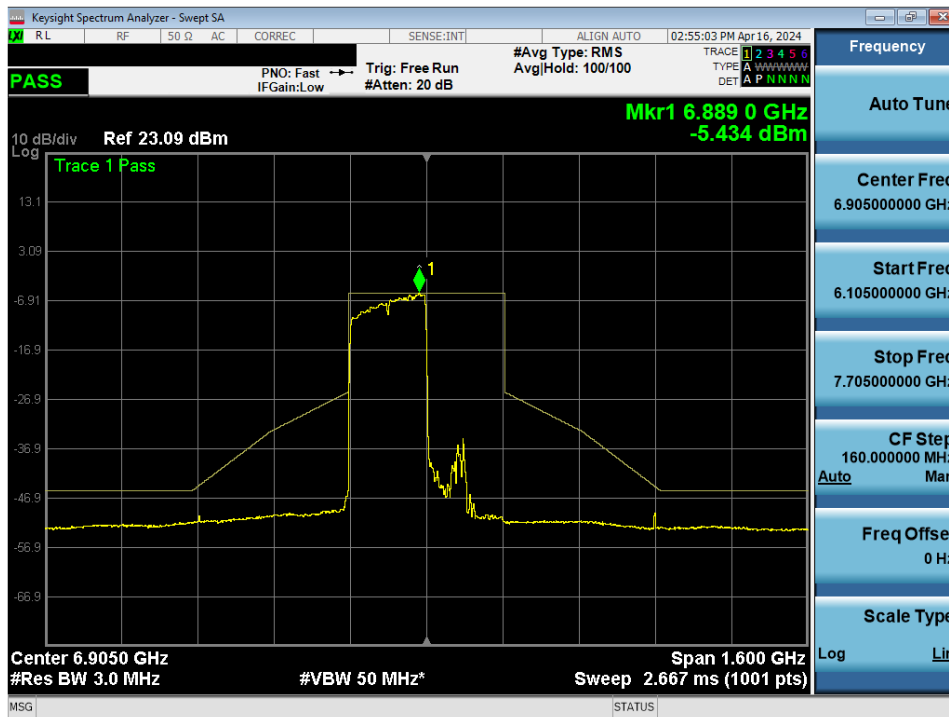


Plot 7-319. In-Band Emission Plot MIMO ANT2 (80MHz BW 802. 11be (Full Tone) (UNII Band 8) – Ch. 199) - LPI

FCC ID: A3LNP940XMA	MEASUREMENT REPORT		Approved by: Technical Manager
Test Report S/N: 1M2403190019-10.A3L	Test Dates: 03/14/2024 – 04/25/2024	EUT Type: Portable Computing Device	Page 207 of 261

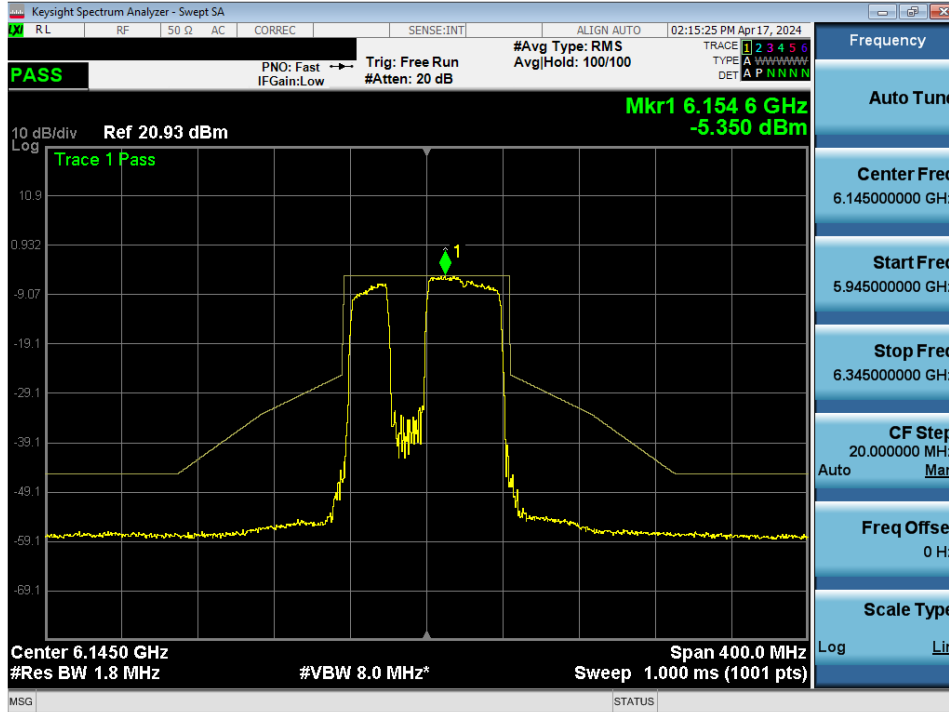


Plot 7-320. In-Band Emission Plot MIMO ANT2 (160MHz BW 802. 11be (Full Tone) (UNII Band 8) – Ch. 207) - LPI

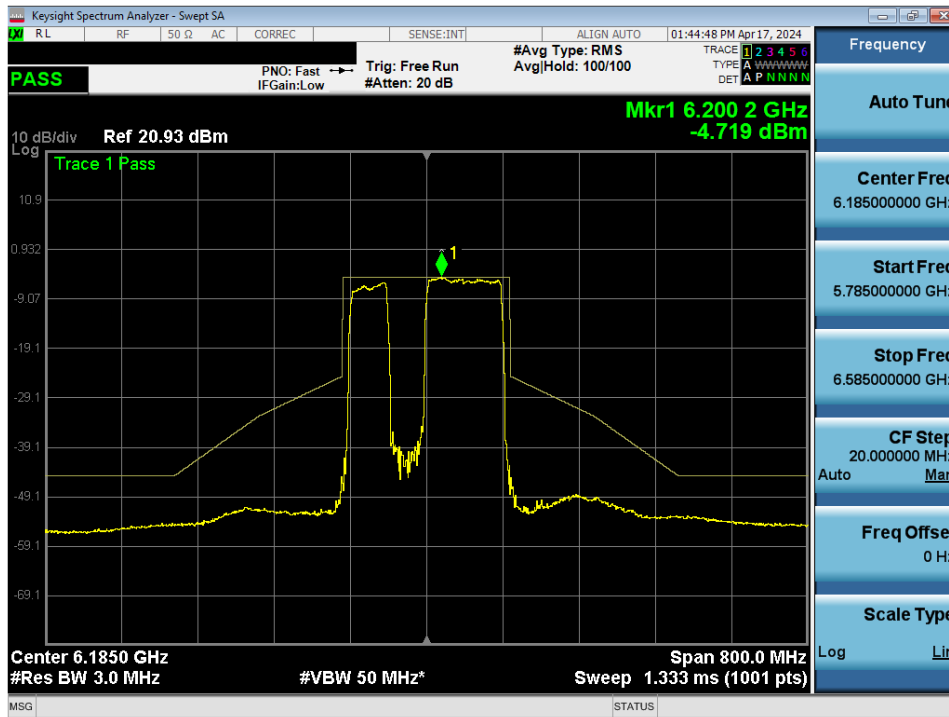


Plot 7-321. In-Band Emission Plot MIMO ANT2 (320MHz BW 802. 11be (Full Tones) (UNII Band 8) – Ch. 191) - LPI

FCC ID: A3LNP940XMA		MEASUREMENT REPORT		Approved by: Technical Manager
Test Report S/N: 1M2403190019-10.A3L	Test Dates: 03/14/2024 – 04/25/2024	EUT Type: Portable Computing Device		Page 208 of 261

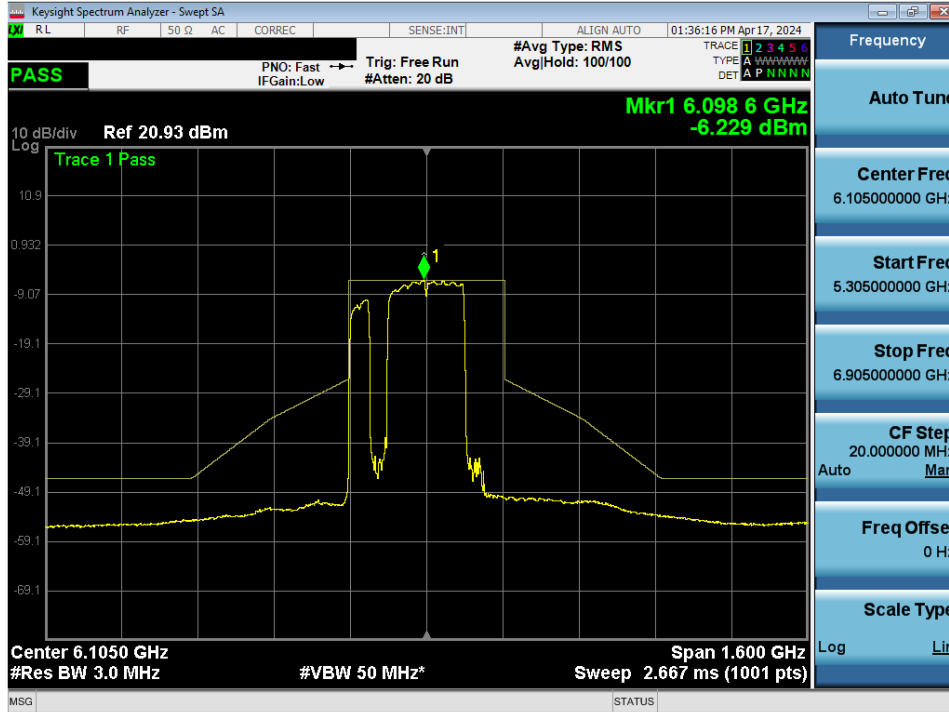


Plot 7-322. In-Band Emission Plot MIMO ANT2 (80MHz BW 802.11be (484+242 Tone) (UNII Band 5) – Ch. 39) – LPI & SP

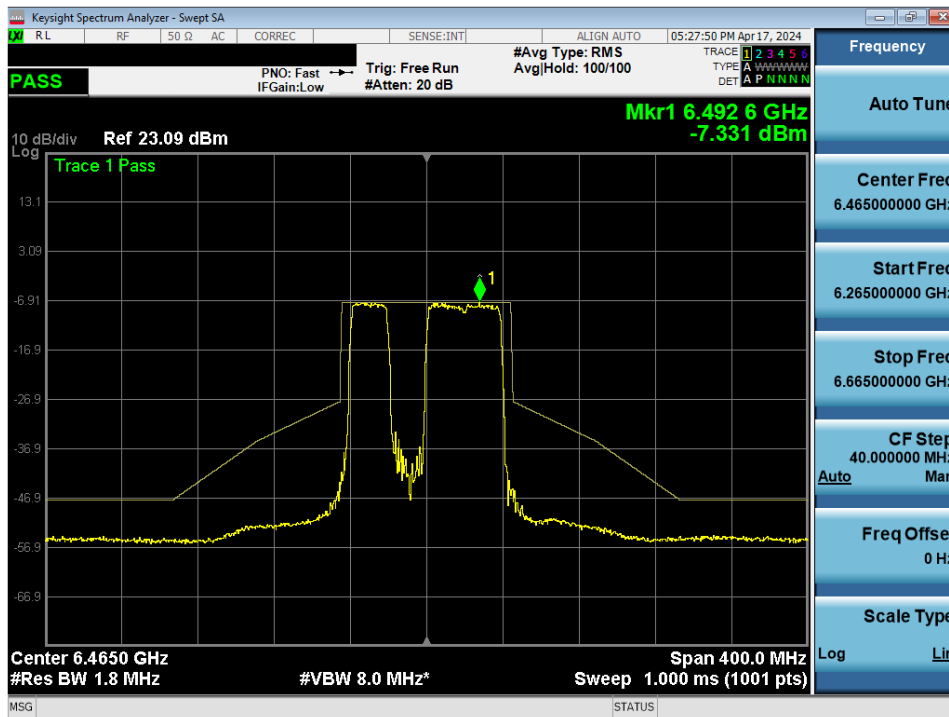


Plot 7-323. In-Band Emission Plot MIMO ANT2 (160MHz BW 802.11be (996+484 Tone) (UNII Band 5) – Ch. 47) – LPI & SP

FCC ID: A3LNP940XMA	MEASUREMENT REPORT		Approved by: Technical Manager
Test Report S/N: 1M2403190019-10.A3L	Test Dates: 03/14/2024 – 04/25/2024	EUT Type: Portable Computing Device	Page 209 of 261

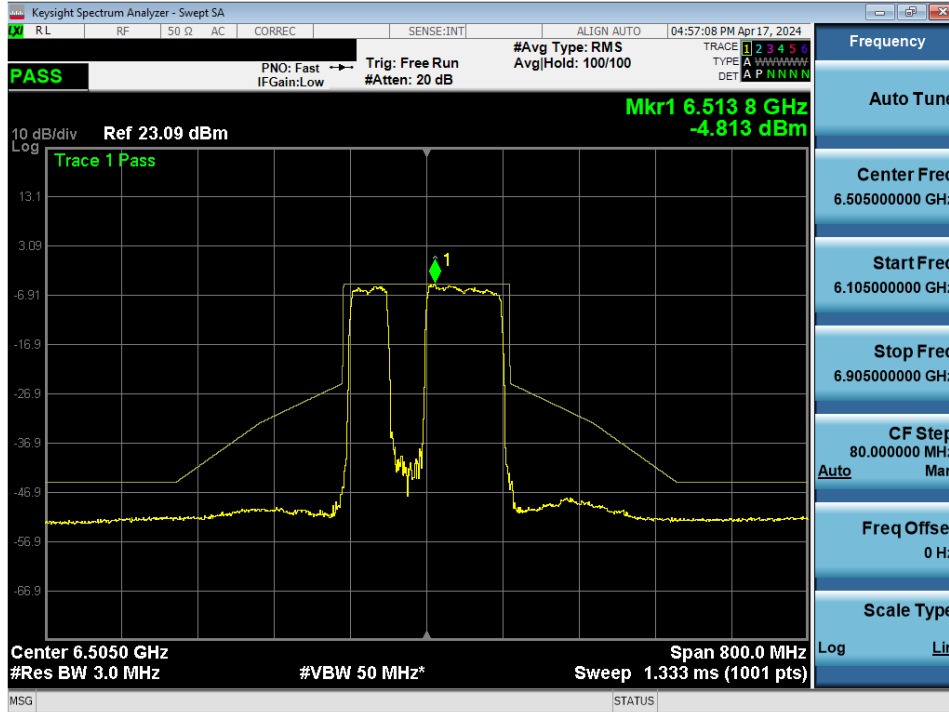


Plot 7-324. In-Band Emission Plot MIMO ANT2 (320MHz BW 802.11be (2*996+484 Tone) (UNII Band 5) – Ch. 31) -LPI&SP

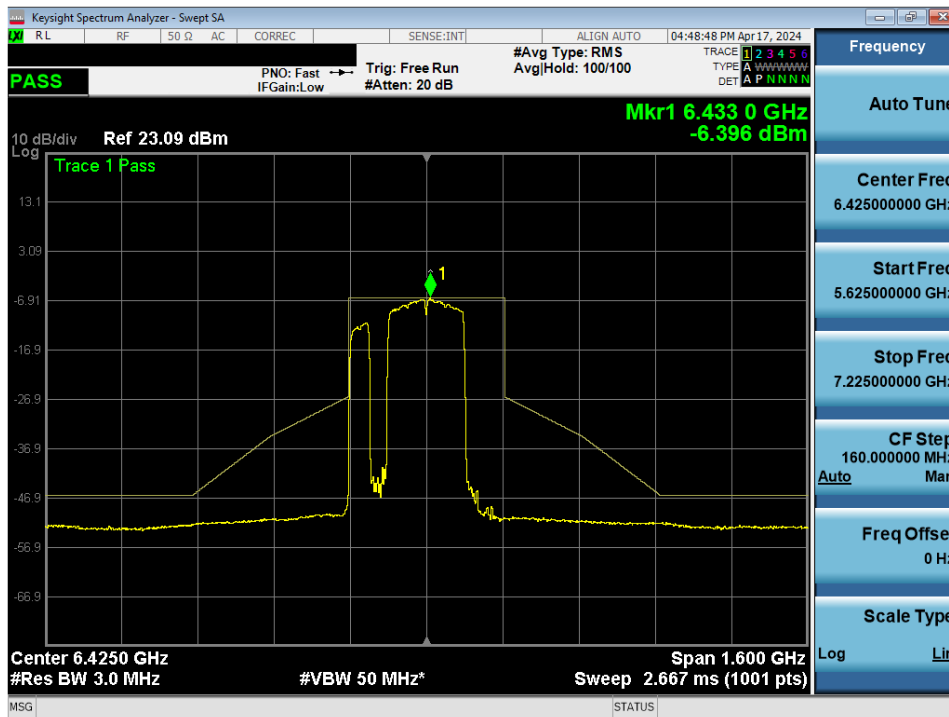


Plot 7-325. In-Band Emission Plot MIMO ANT2 (80MHz BW 802.11be (484+242 Tone) (UNII Band 6) – Ch. 103) - LPI

FCC ID: A3LNP940XMA	MEASUREMENT REPORT		Approved by: Technical Manager
Test Report S/N: 1M2403190019-10.A3L	Test Dates: 03/14/2024 – 04/25/2024	EUT Type: Portable Computing Device	Page 210 of 261

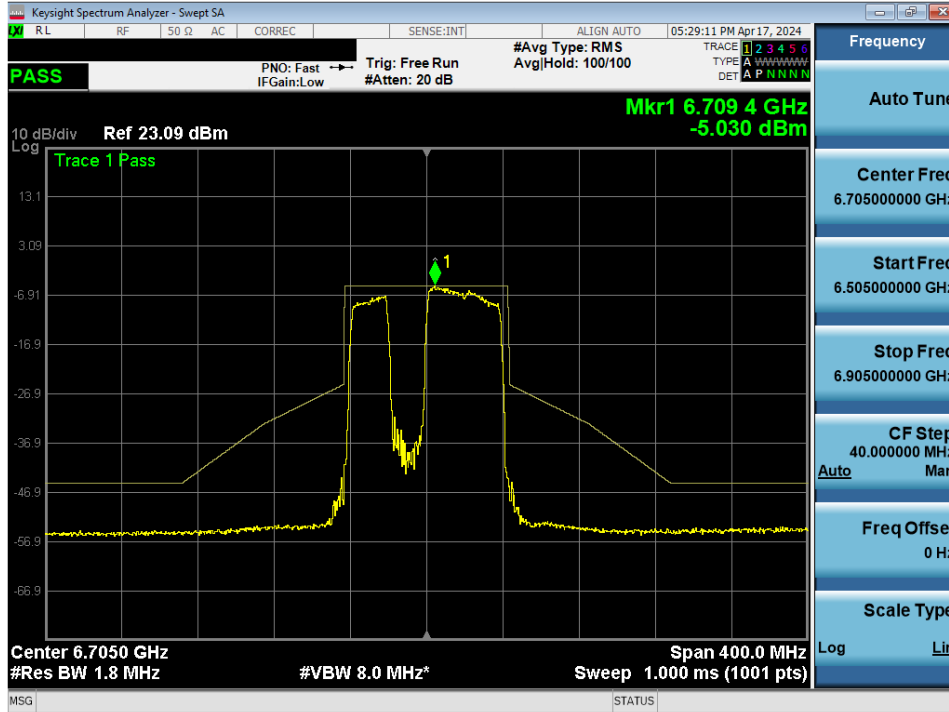


Plot 7-326. In-Band Emission Plot MIMO ANT2 (160MHz BW 802.11be (996+484 Tone) (UNII Band 6) – Ch. 111) - LPI

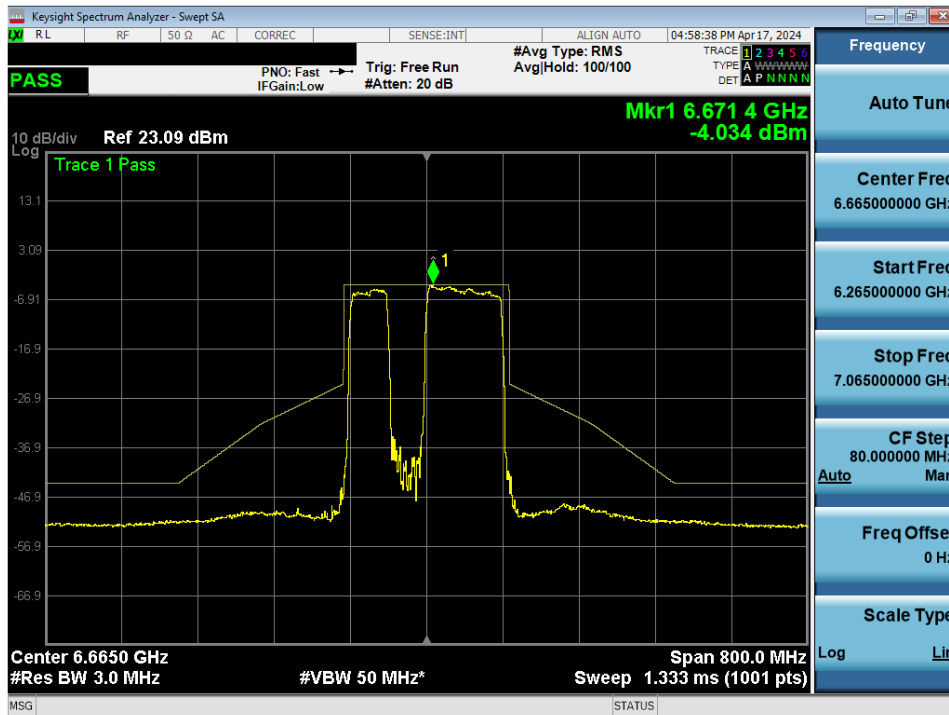


Plot 7-327. In-Band Emission Plot MIMO ANT2 (320MHz BW 802.11be (2*996+484 Tone) (UNII Band 6) – Ch. 95) - LPI

FCC ID: A3LNP940XMA		MEASUREMENT REPORT		Approved by:
Test Report S/N:	Test Dates:	EUT Type:		Technical Manager
1M2403190019-10.A3L	03/14/2024 – 04/25/2024	Portable Computing Device		Page 211 of 261

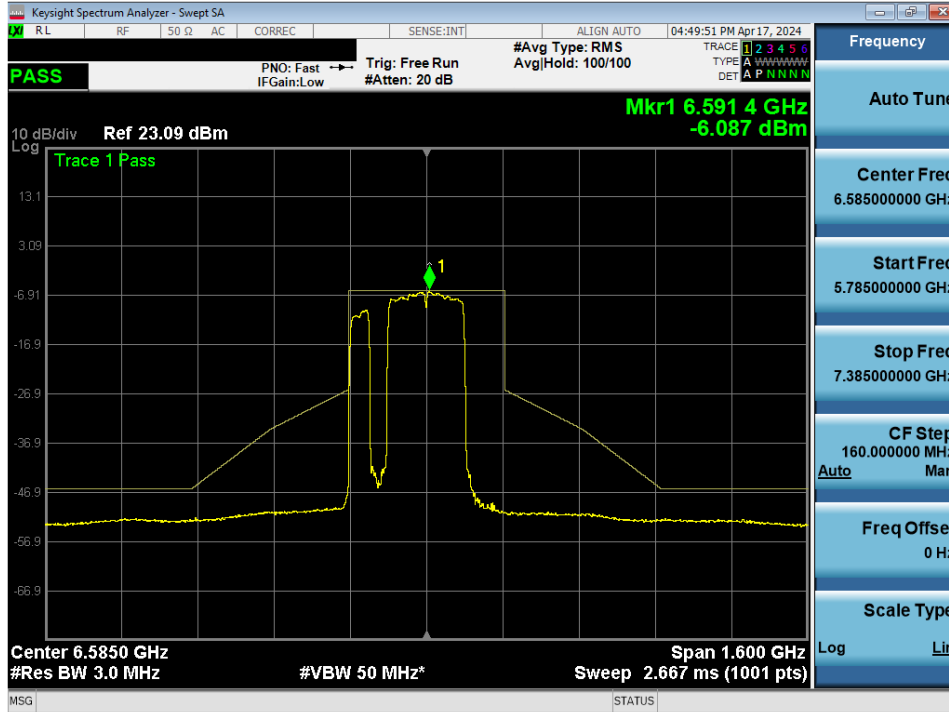


Plot 7-328. In-Band Emission Plot MIMO ANT2 (80MHz BW 802.11be (484+242 Tone) (UNII Band 7) – Ch. 151) - LPI

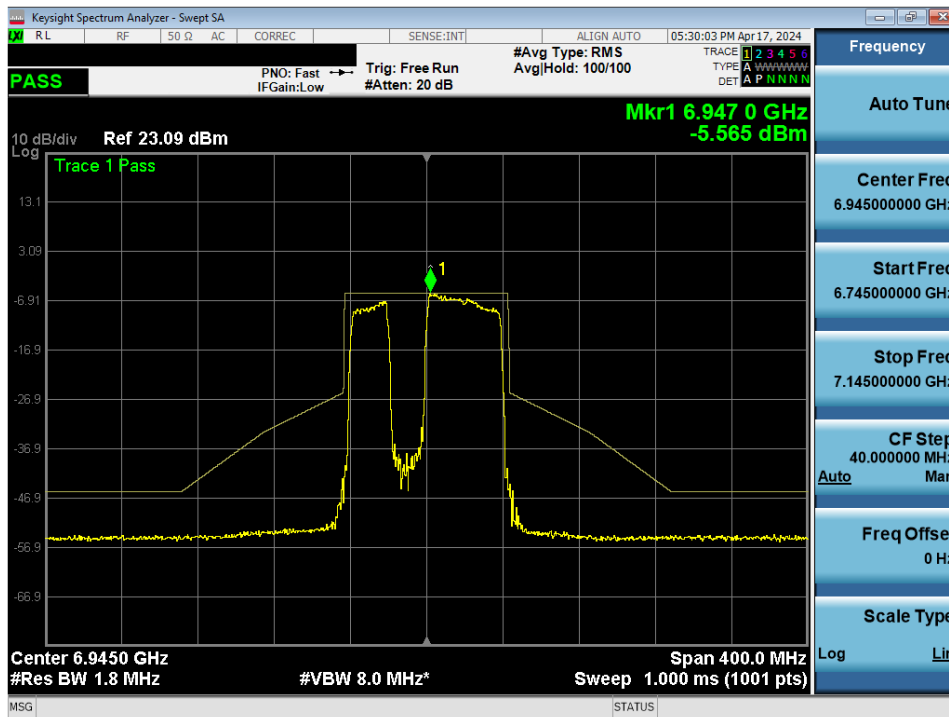


Plot 7-329. In-Band Emission Plot MIMO ANT2 (160MHz BW 802.11be (996+484 Tone) (UNII Band 7) – Ch. 143) – LPI&S

FCC ID: A3LNP940XMA	MEASUREMENT REPORT		Approved by: Technical Manager
Test Report S/N: 1M2403190019-10.A3L	Test Dates: 03/14/2024 – 04/25/2024	EUT Type: Portable Computing Device	Page 212 of 261

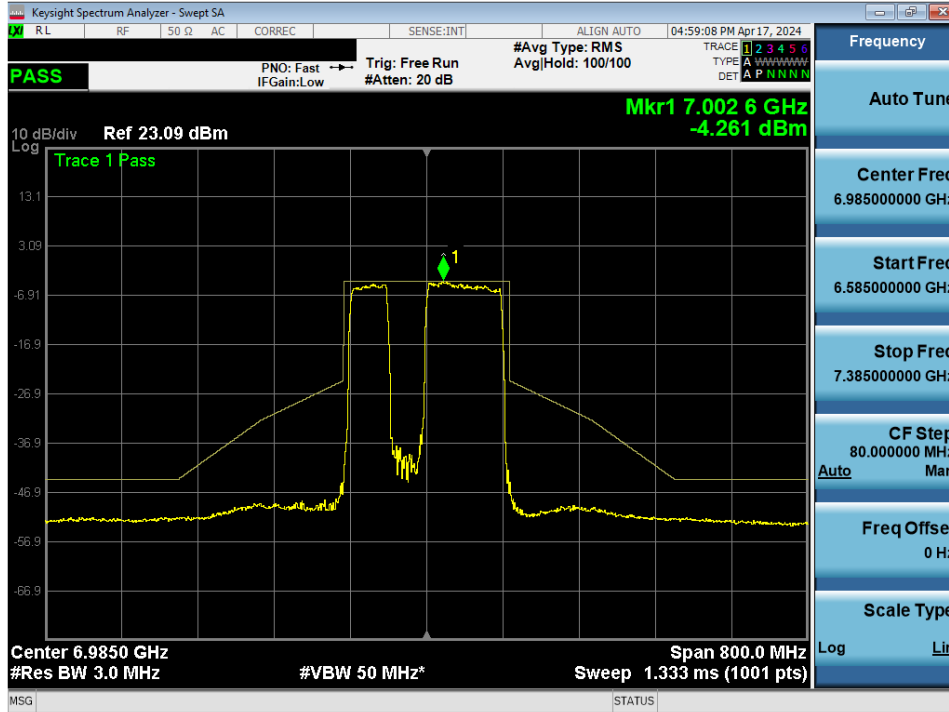


Plot 7-330. In-Band Emission Plot MIMO ANT2 (320MHz BW 802.11be (2*996+484 Tone) (UNII Band 7) – Ch. 127) - LPI

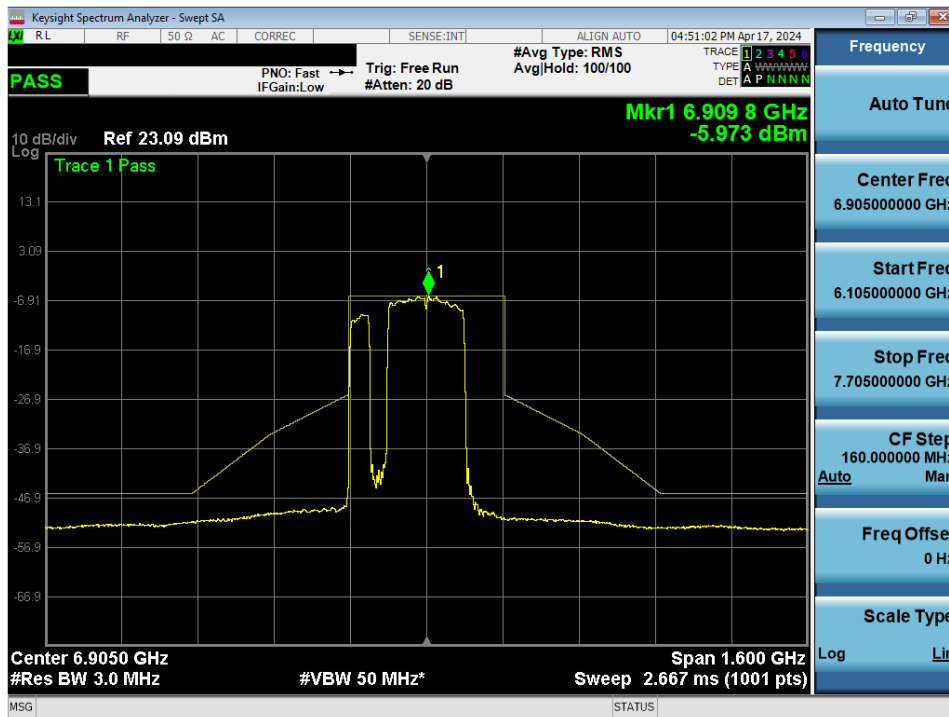


Plot 7-331. In-Band Emission Plot MIMO ANT2 (80MHz BW 802.11be (484+242 Tone) (UNII Band 8) – Ch. 199) - LPI

FCC ID: A3LNP940XMA		MEASUREMENT REPORT		Approved by: Technical Manager
Test Report S/N: 1M2403190019-10.A3L	Test Dates: 03/14/2024 – 04/25/2024	EUT Type: Portable Computing Device		Page 213 of 261

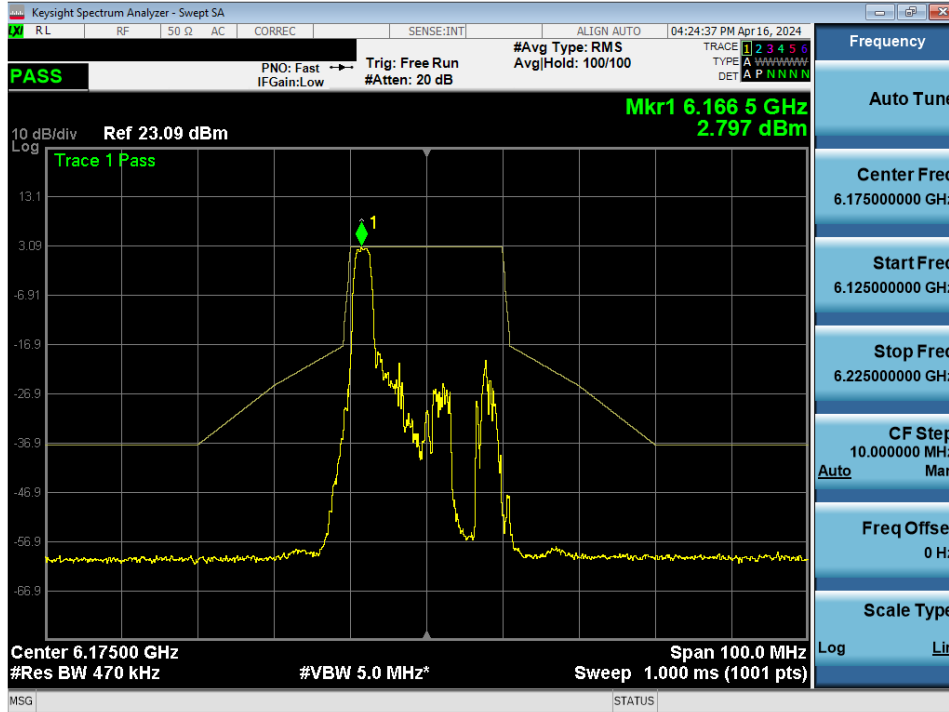


Plot 7-332. In-Band Emission Plot MIMO ANT2 (160MHz BW 802.11be (996+484 Tone) (UNII Band 8) – Ch. 207) - LPI

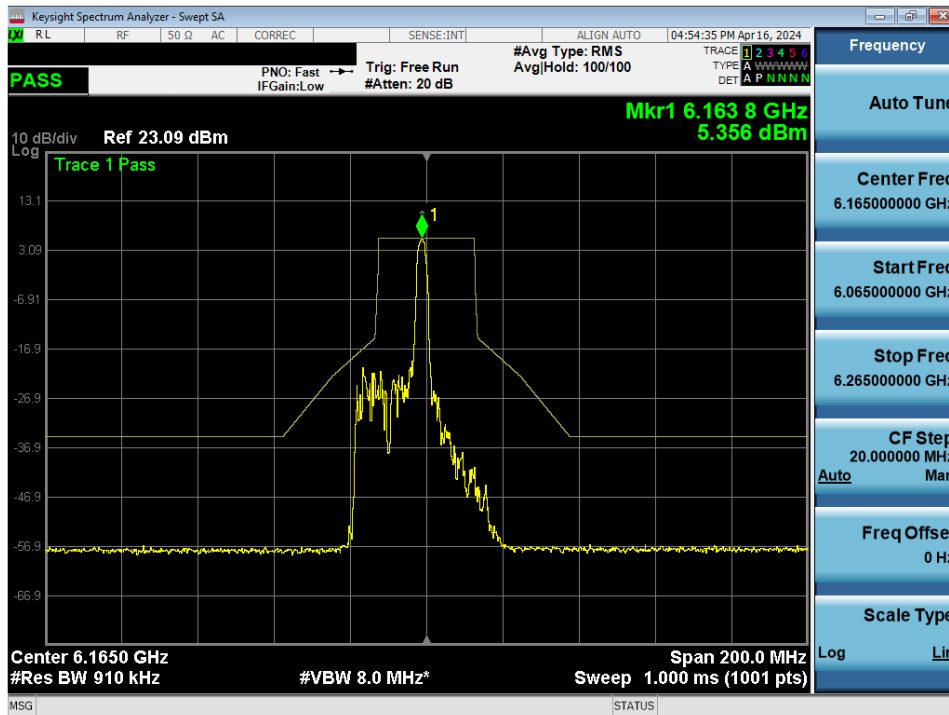


Plot 7-333. In-Band Emission Plot MIMO ANT2 (320MHz BW 802.11be (2*996+484 Tone) (UNII Band 8) – Ch. 191) - LPI

FCC ID: A3LNP940XMA	MEASUREMENT REPORT		Approved by: Technical Manager
Test Report S/N: 1M2403190019-10.A3L	Test Dates: 03/14/2024 – 04/25/2024	EUT Type: Portable Computing Device	Page 214 of 261

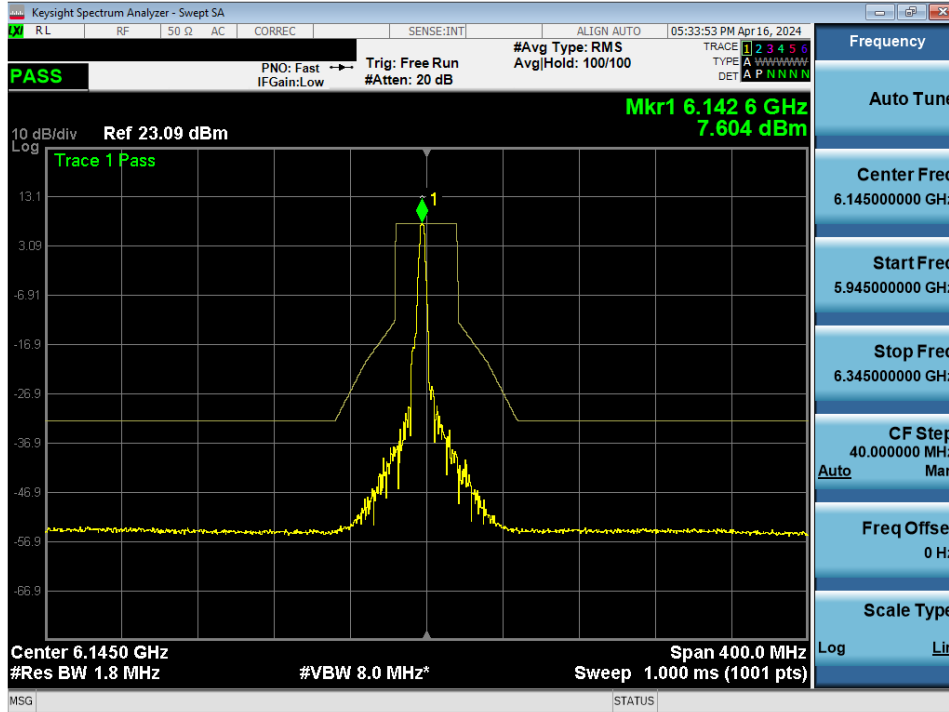


Plot 7-334. In-Band Emission Plot MIMO ANT2 (20MHz BW 802.11be (26 Tones) (UNII Band 5) – Ch. 45) - SP

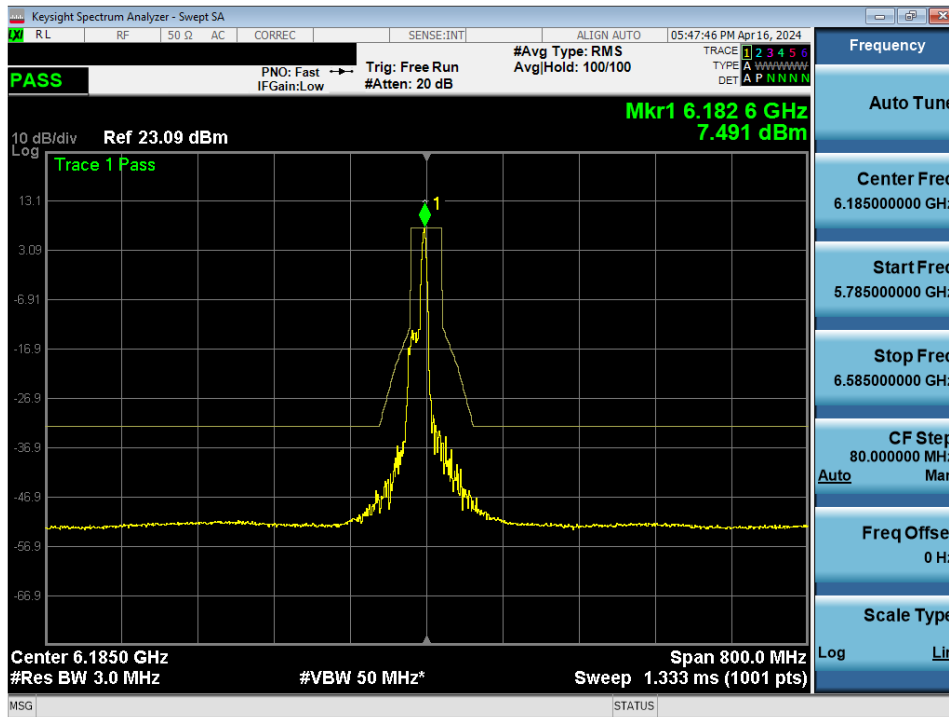


Plot 7-335. In-Band Emission Plot MIMO ANT2 (40MHz BW 802.11be (26 Tones) (UNII Band 5) – Ch. 43) - SP

FCC ID: A3LNP940XMA	MEASUREMENT REPORT		Approved by: Technical Manager
Test Report S/N: 1M2403190019-10.A3L	Test Dates: 03/14/2024 – 04/25/2024	EUT Type: Portable Computing Device	Page 215 of 261

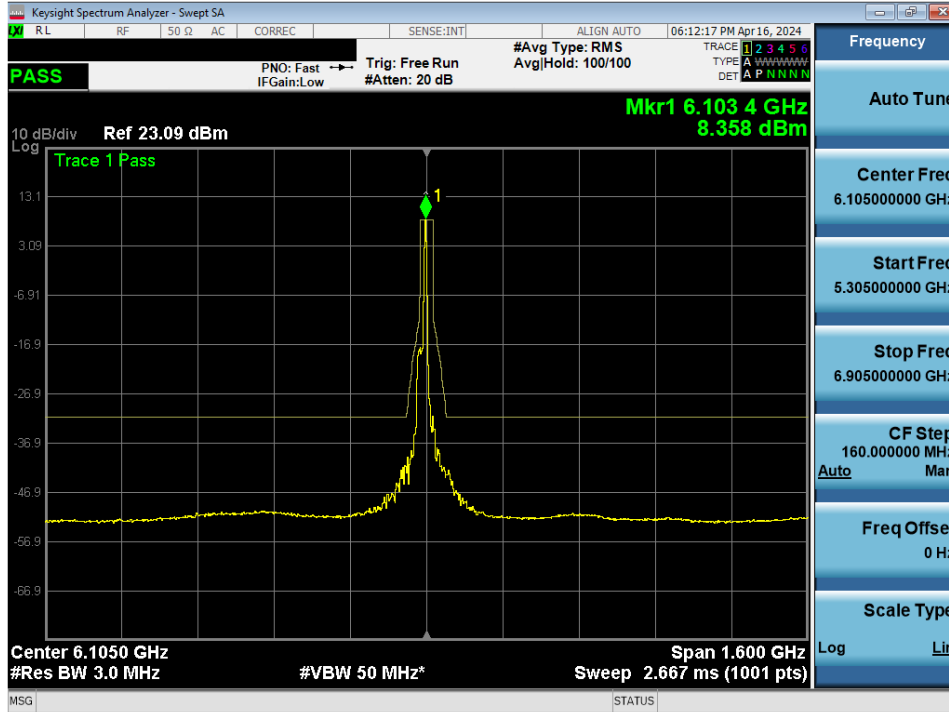


Plot 7-336. In-Band Emission Plot MIMO ANT2 (80MHz BW 802.11be (26 Tones) (UNII Band 5) – Ch. 39) - SP

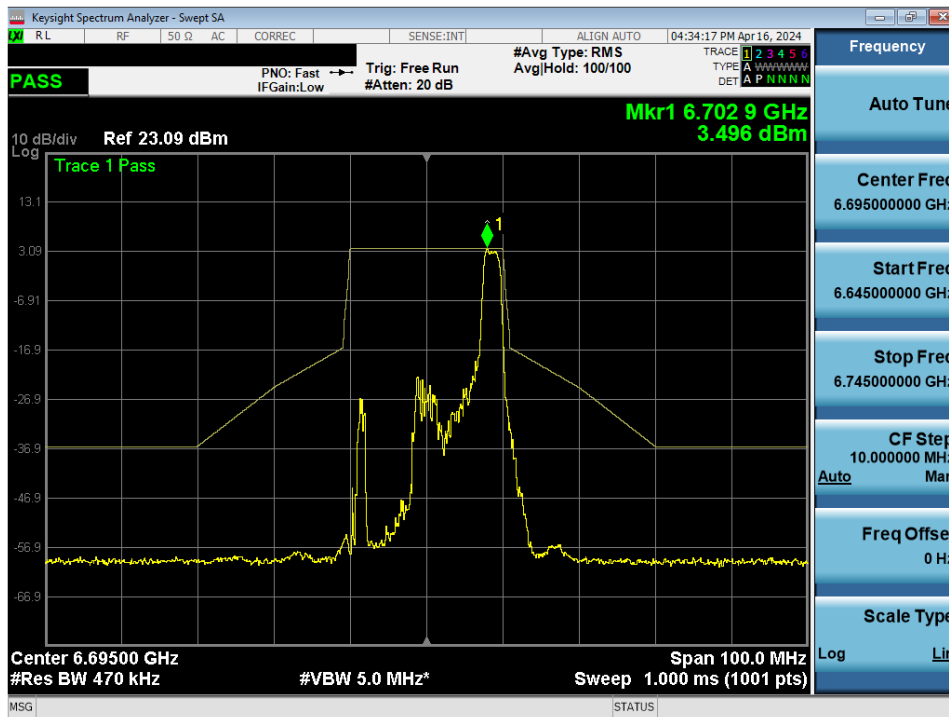


Plot 7-337. In-Band Emission Plot MIMO ANT2 (160MHz BW 802.11be (26 Tones) (UNII Band 5) – Ch. 47) - SP

FCC ID: A3LNP940XMA	MEASUREMENT REPORT		Approved by: Technical Manager
Test Report S/N: 1M2403190019-10.A3L	Test Dates: 03/14/2024 – 04/25/2024	EUT Type: Portable Computing Device	Page 216 of 261

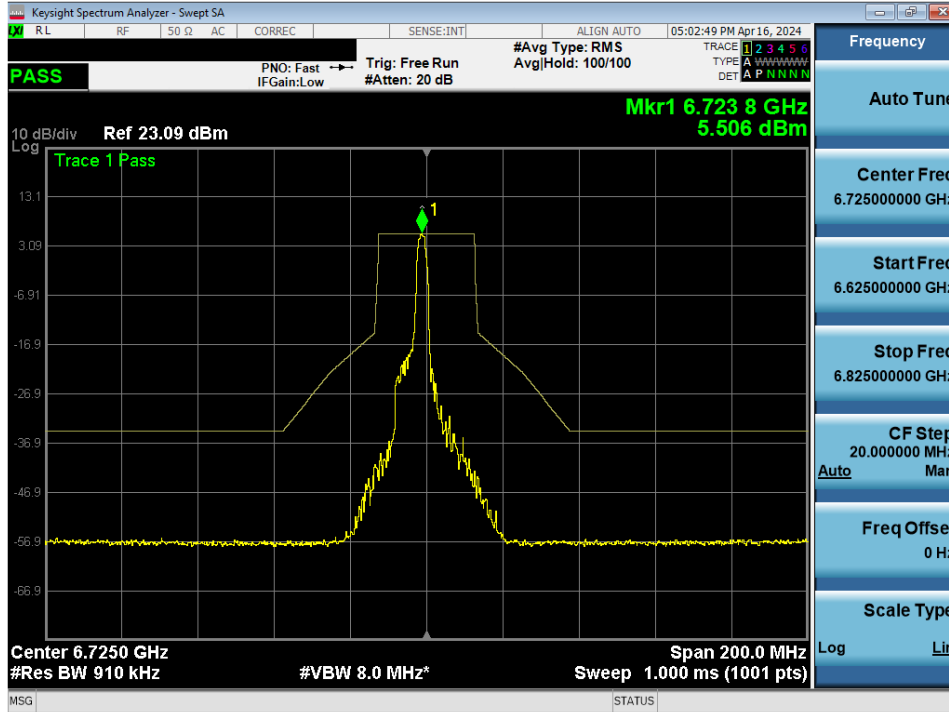


Plot 7-338. In-Band Emission Plot MIMO ANT2 (320MHz BW 802.11be (26 Tones) (UNII Band 5) – Ch. 31) – SP

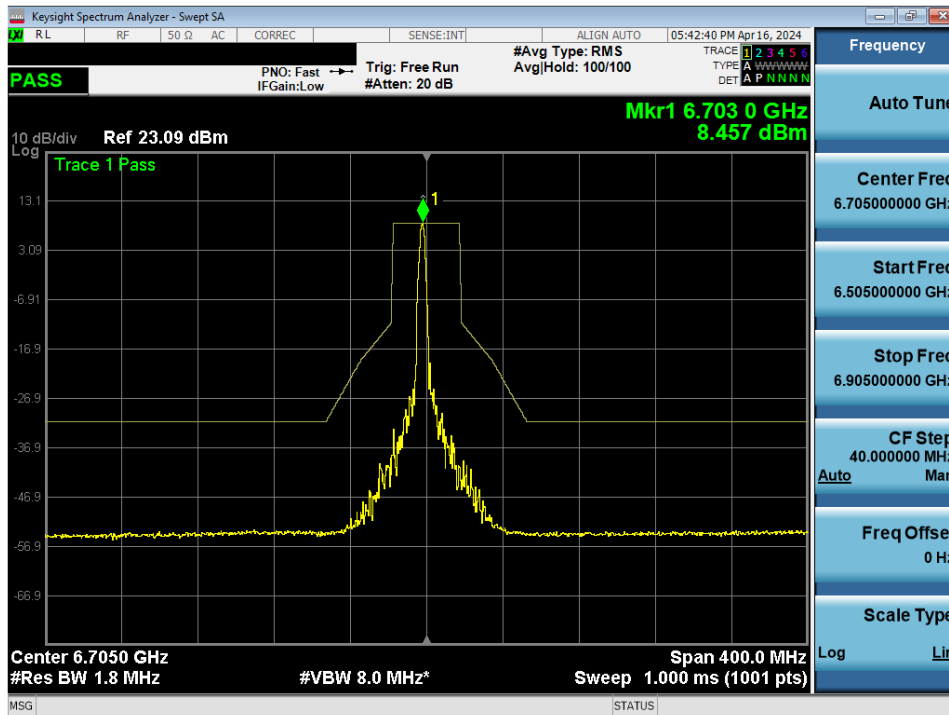


Plot 7-339. In-Band Emission Plot MIMO ANT2 (20MHz BW 802.11be (26 Tone) (UNII Band 7) – Ch. 149) – SP

FCC ID: A3LNP940XMA	MEASUREMENT REPORT		Approved by: Technical Manager
Test Report S/N: 1M2403190019-10.A3L	Test Dates: 03/14/2024 – 04/25/2024	EUT Type: Portable Computing Device	Page 217 of 261

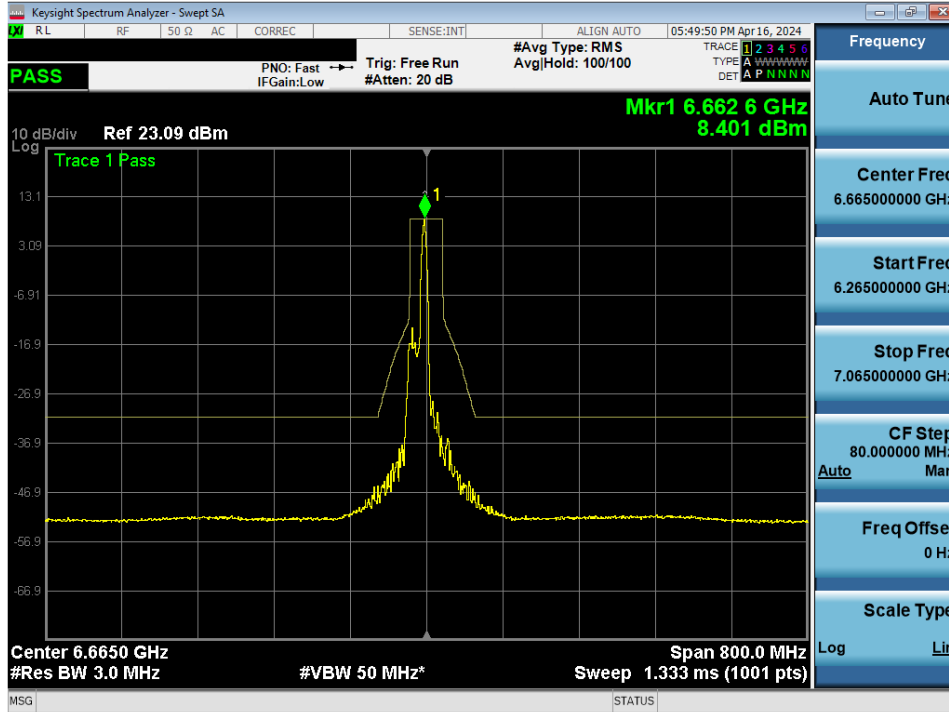


Plot 7-340. In-Band Emission Plot MIMO ANT2 (40MHz BW 802.11be (26 Tone) (UNII Band 7) – Ch. 155) – SP

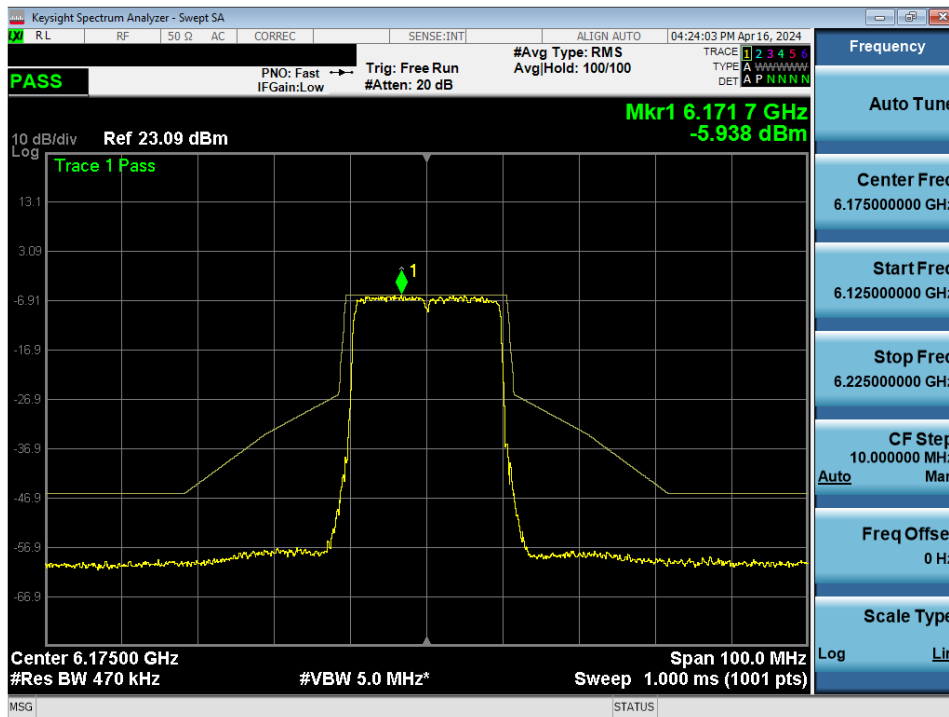


Plot 7-341. In-Band Emission Plot MIMO ANT2 (80MHz BW 802.11be (26 Tone) (UNII Band 7) – Ch. 151) – SP

FCC ID: A3LNP940XMA	MEASUREMENT REPORT		Approved by: Technical Manager
Test Report S/N: 1M2403190019-10.A3L	Test Dates: 03/14/2024 – 04/25/2024	EUT Type: Portable Computing Device	Page 218 of 261

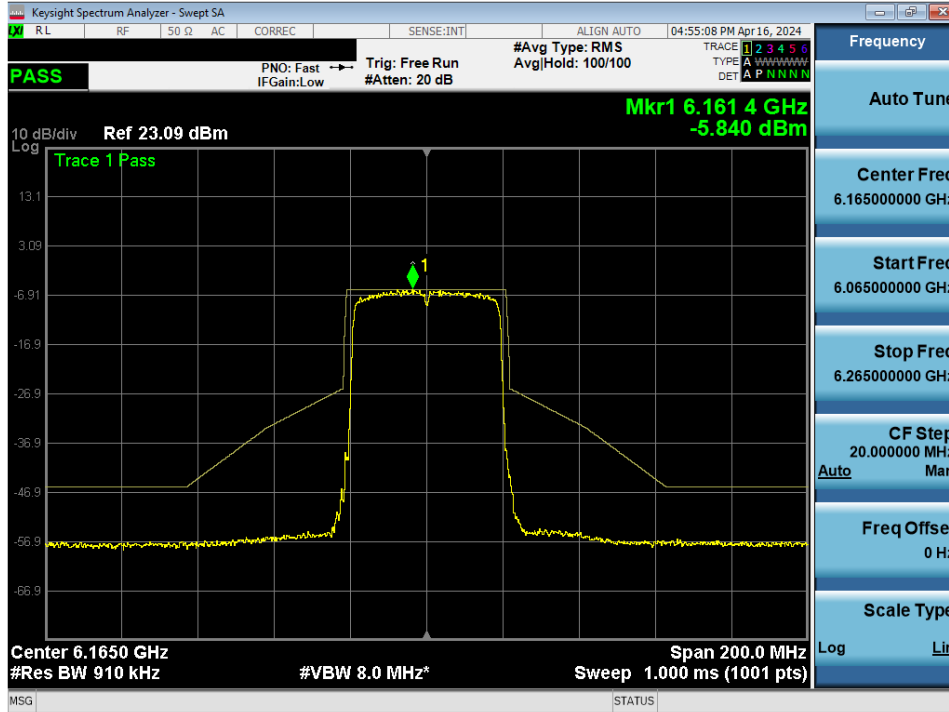


Plot 7-342. In-Band Emission Plot MIMO ANT2 (160MHz BW 802.11be (26 Tone) (UNII Band 7) – Ch. 143) – SP

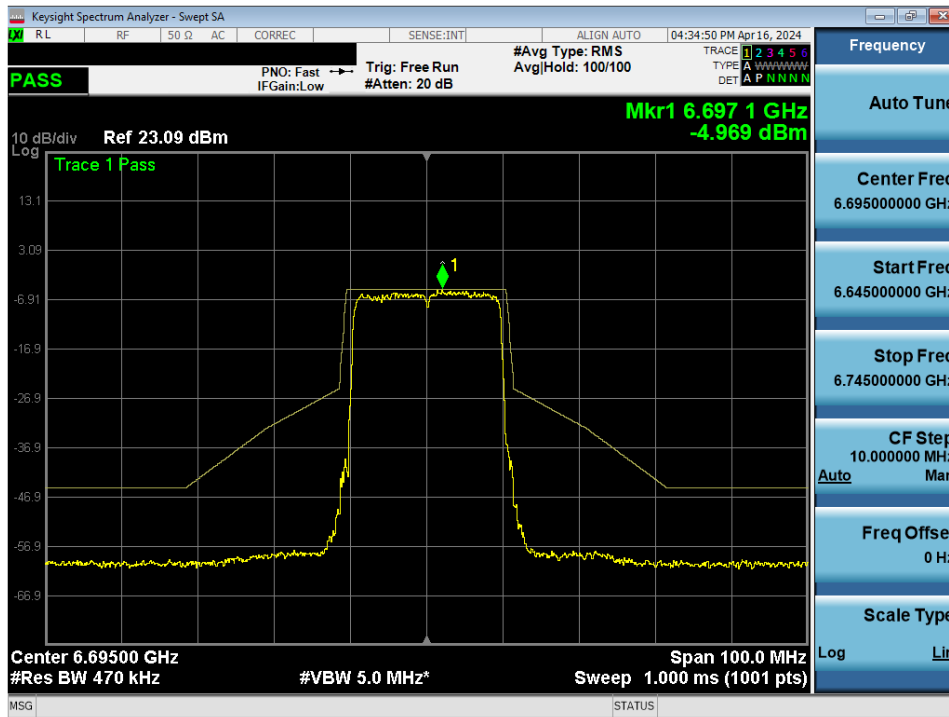


Plot 7-343. In-Band Emission Plot MIMO ANT2 (20MHz BW 802.11be (Full Tones) (UNII Band 5) – Ch. 45) - SP

FCC ID: A3LNP940XMA	MEASUREMENT REPORT		Approved by: Technical Manager
Test Report S/N: 1M2403190019-10.A3L	Test Dates: 03/14/2024 – 04/25/2024	EUT Type: Portable Computing Device	Page 219 of 261

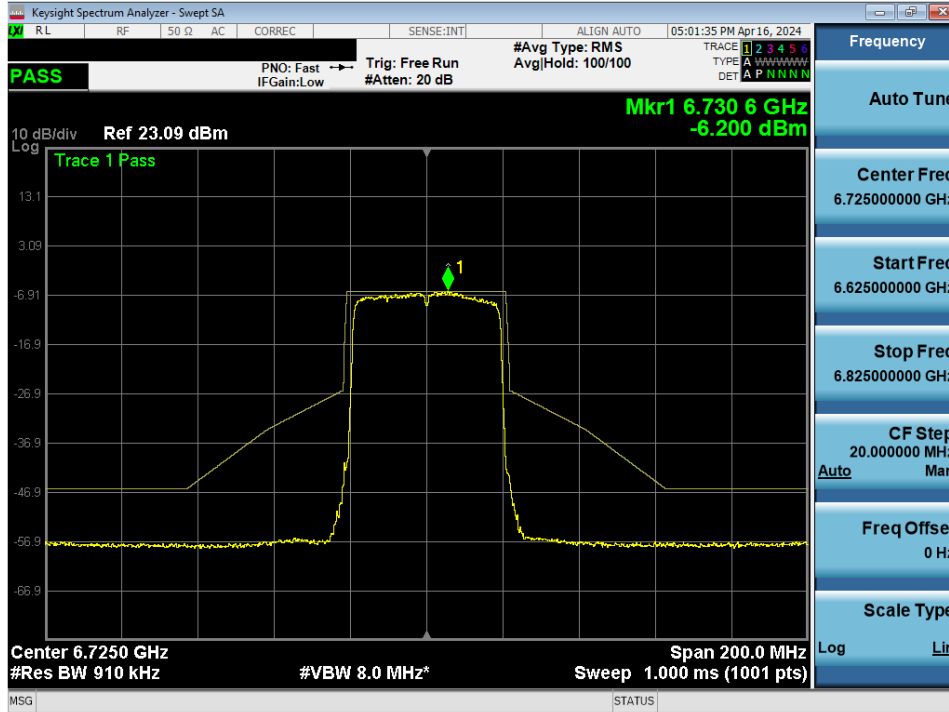


Plot 7-344. In-Band Emission Plot MIMO ANT2 (40MHz BW 802.11be (Full Tones) (UNII Band 5) – Ch. 43) - SP

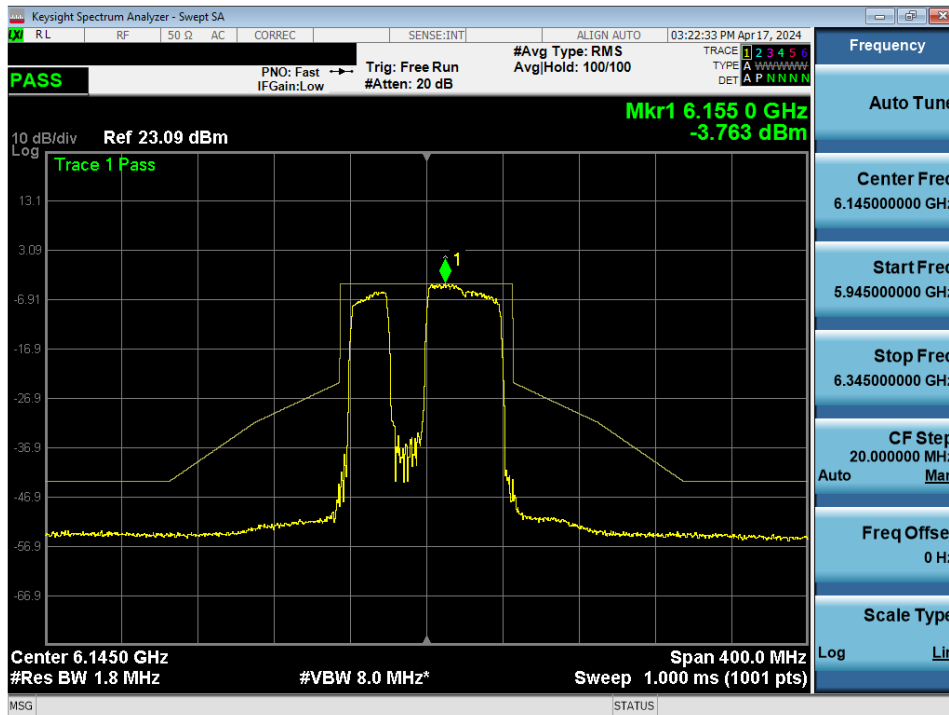


Plot 7-345. In-Band Emission Plot MIMO ANT2 (20MHz BW 802.11be (Full Tone) (UNII Band 7) – Ch. 149) – SP

FCC ID: A3LNP940XMA	MEASUREMENT REPORT		Approved by: Technical Manager
Test Report S/N: 1M2403190019-10.A3L	Test Dates: 03/14/2024 – 04/25/2024	EUT Type: Portable Computing Device	Page 220 of 261

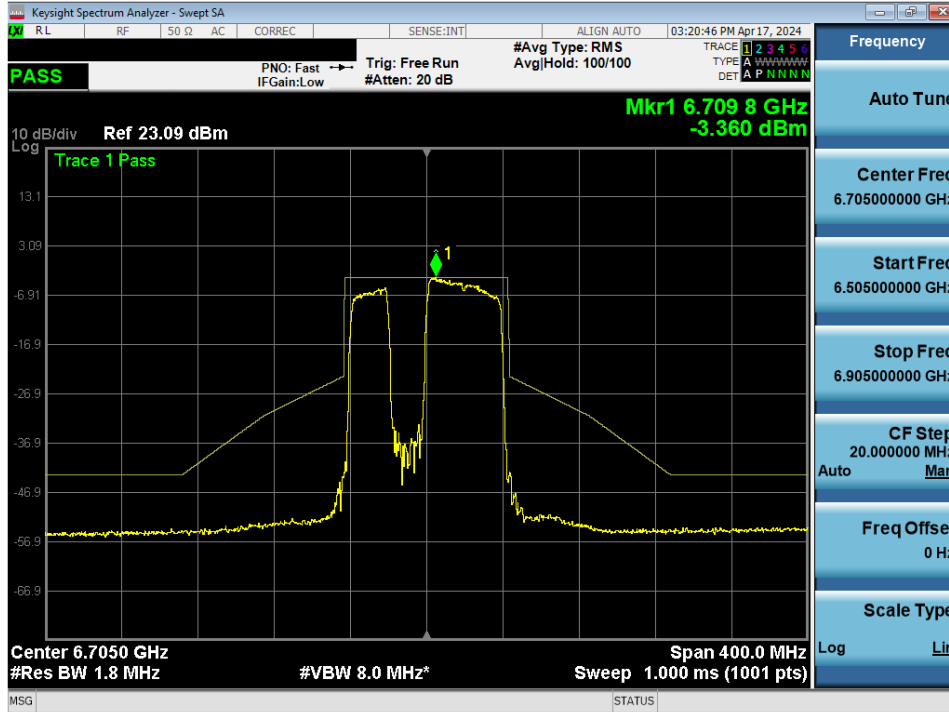


Plot 7-346. In-Band Emission Plot MIMO ANT2 (40MHz BW 802.11be (Full Tone) (UNII Band 7) – Ch. 155) – SP



Plot 7-347. In-Band Emission Plot MIMO ANT2 (80MHz BW 802.11be (484+242 Tone) (UNII Band 5) – Ch. 39) – SP

FCC ID: A3LNP940XMA	MEASUREMENT REPORT		Approved by: Technical Manager
Test Report S/N: 1M2403190019-10.A3L	Test Dates: 03/14/2024 – 04/25/2024	EUT Type: Portable Computing Device	Page 221 of 261



Plot 7-348. In-Band Emission Plot MIMO ANT2 (80MHz BW 802.11be (484+242 Tone) (UNII Band 7) – Ch. 151) – SP

FCC ID: A3LNP940XMA	MEASUREMENT REPORT		Approved by: Technical Manager
Test Report S/N: 1M2403190019-10.A3L	Test Dates: 03/14/2024 – 04/25/2024	EUT Type: Portable Computing Device	Page 222 of 261

7.6 Contention Based Protocol

Test Overview and Limit

Indoor access points, subordinate devices and client devices operating in the 5.925-7.125 GHz band (herein referred to as unlicensed devices) are required to use technologies that include a contention-based protocol to avoid co-channel interference with incumbent devices sharing the band. To ensure incumbent co-channel operations are detected in a technology-agnostic manner, unlicensed devices are required to detect co-channel radio frequency energy (energy detect) and avoid simultaneous transmission.

Unlicensed indoor low-power devices must detect co-channel radio frequency power that is at least -62 dBm or lower. Upon detection of energy in the band, unlicensed low power indoor devices must vacate the channel and stay off the channel if detected radio frequency power is equal to or greater than the threshold (-62 dBm). The -62 dBm (or lower) threshold is referenced to a 0 dBi antenna gain.

To ensure incumbent operations are reliably detected in the band, low power indoor devices must detect RF energy throughout their intended operating channel.

Test Procedure Used

KDB 987594 D02 v02r01

Test Settings

Configure the EUT to transmit with a constant duty cycle.

Set the operating parameters of the EUT including power level, operating frequency, modulation, and bandwidth.

Set the signal analyzer center frequency to the nominal EUT channel center frequency. The span range of the signal analyzer shall be between two times and five times the OBW of the EUT. Connect the output port of the EUT to the signal analyzer 2. Ensure that the attenuator 2 provides enough attenuation to not overload the signal analyzer 2 receiver.

Monitoring the signal analyzer 2, verify the EUT is operating and transmitting with the parameters set at step two.

Using an AWGN signal source, generate (but do not transmit, i.e., RF OFF) a 10 MHz-wide AWGN signal. Use Table 1 to determine the center frequency of the 10 MHz AWGN signal relative to the EUT's channel bandwidth and center frequency.

Set the AWGN signal power to an extremely low level (more than 20 dB below the -62 dBm threshold). Connect the AWGN signal source, via a 3-dB splitter, to the signal analyzer 1 and the EUT as shown in Figure 2.

Transmit the AWGN signal (RF ON) and verify its characteristics on the signal analyzer 1.

Monitor the signal analyzer 2 to verify if the AWGN signal has been detected and the EUT has ceased transmission. If the EUT continues to transmit, then incrementally increase the AWGN signal power level until the EUT stops transmitting.

(Including all losses in the RF paths) Determine and record the AWGN signal power level (at the EUT's antenna port) at which the EUT ceased transmission. Repeat the procedure at least 10 times to verify the EUT can detect an AWGN signal with 90% (or better) level of certainty.

Refer to Table 1 of KDB 987594 D02 v02r01 to determine the number of times the detection threshold testing needs to be repeated. If testing is required more than once, then go back to step 5, choose a different center frequency for the AWGN signal, and repeat the process.

FCC ID: A3LNP940XMA	MEASUREMENT REPORT		Approved by: Technical Manager
Test Report S/N: 1M2403190019-10.A3L	Test Dates: 03/14/2024 – 04/25/2024	EUT Type: Portable Computing Device	Page 223 of 261

Test Setup

The EUT and measurement equipment were set up as shown in the diagram below.

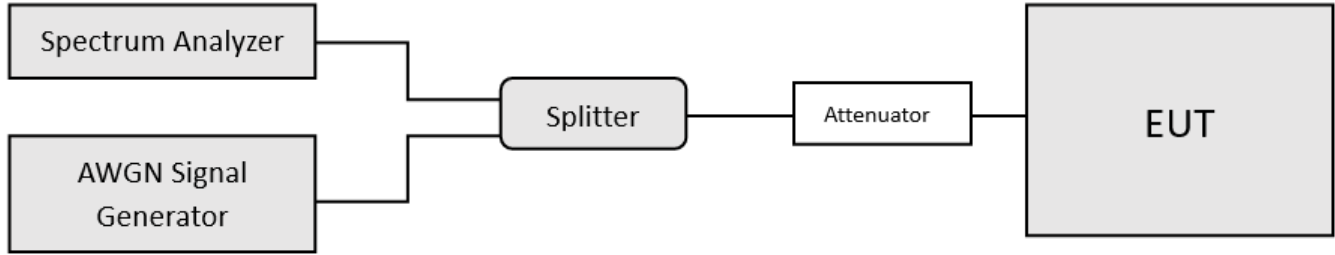


Figure 7-5. Contention-based protocol test setup conducted method.

Test Notes

1. Per guidance from KDB 987594 D02 v02r01, contention-based protocol was tested using an AWGN signal with a bandwidth of 10MHz (see Plot 7-349). The amplitude of the signal was increased until detected by the EUT, signaled by the ceasing of transmission (see Plot 7-350), M1 indicates the point at which the AWGN signal is introduced. D1 indicates where the AWGN signal is terminated, at least 10 seconds following M1.
2. 15 trials were run to assure that at least 90% of certainty was met.
3. Per Guidance from KDB 987594 D04 v01, contention-based protocol was tested with receiver with the lowest antenna gain.
4. All CBP Timing Plots shown are for the ceased condition. Some spikes that may be shown are from adjacent portions of the spectrum that are still transmitting.
5. In the presence of an AWGN signal, the EUT was shown to either completely move out of the channel or to reduce its bandwidth for the purpose of incumbent avoidance. Representative channel move plots are included for one sub-band to show how the channel reduces when the AWGN is injected at the lower edge, the center, and the upper edge of a channel.
6. This device only punctures to optimize network performance and never to avoid licensed incumbents.
7. For the channel move demonstration in Section 7.6.3, only plots from UNII-5 band are included. Additionally, the AWGN signal is not visible because the AWGN level is well below the noise floor.

$$\text{Detection Level} = \text{Injected AWGN Power (dBm)} - \text{Antenna Gain (dBi)} + \text{Path Loss (dB)}$$

Equation 7-1. Detection Level Calculation

FCC ID: A3LNP940XMA	MEASUREMENT REPORT		Approved by: Technical Manager
Test Report S/N: 1M2403190019-10.A3L	Test Dates: 03/14/2024 – 04/25/2024	EUT Type: Portable Computing Device	Page 224 of 261

Band	Channel	Channel Freq [MHz]	Channel BW [MHz]	Incumbent Freq [MHz]	Injected (AWGN) [dBm]	Antenna Gain [dBi]	Path Loss (dB)	Adjusted Power Level [dBm]	Detection Limit [dBm]	Margin [dB]
UNII Band 5	53	6215	20	6215	-77.30	-1.58	1.31	-74.41	-62.0	-12.41
				6110	-71.95	-1.58	1.31	-69.06	-62.0	-7.06
	31	6265	320	6265	-73.80	-1.58	1.31	-70.91	-62.0	-8.91
				6420	-69.86	-1.58	1.31	-66.97	-62.0	-4.97
UNII Band 6	101	6455	20	6455	-78.24	-1.75	1.31	-75.18	-62.0	-13.18
				6270	-73.70	-1.75	1.31	-70.64	-62.0	-8.64
	95	6425	320	6425	-78.25	-1.75	1.31	-75.19	-62.0	-13.19
				6580	-72.90	-1.75	1.31	-69.84	-62.0	-7.84
UNII Band 7	149	6695	20	6695	-74.83	-1.33	1.31	-72.19	-62.0	-10.19
				6590	-74.64	-1.33	1.31	-72.00	-62.0	-10.00
	159	6745	320	6745	-76.60	-1.33	1.31	-73.96	-62.0	-11.96
				6900	-72.95	-1.33	1.31	-70.31	-62.0	-8.31
UNII Band 8	197	6935	20	6935	-77.75	-3.96	1.31	-72.48	-62.0	-10.48
				6750	-73.70	-3.96	1.31	-68.43	-62.0	-6.43
	191	6905	320	6905	-75.28	-3.96	1.31	-70.01	-62.0	-8.01
				7060	-71.94	-3.96	1.31	-66.67	-62.0	-4.67

Table 7-20. Contention Based Protocol – Incumbent Detection Results

Band	Channel	Channel Freq [MHz]	Channel BW [MHz]	Incumbent Freq [MHz]	Antenna Gain [dBi]	EUT Transmission Status			Detection Limit [dBm]	Margin [dB]
						Adjusted AWGN Power (dBm)				
						Normal	Minimal	Ceased		
UNII Band 5	53	6215	20	6215	-1.58	-75.93	-74.89	-74.41	-62.0	-12.41
				6110	-1.58	-69.96	-69.58	-69.06	-62.0	-7.06
	31	6265	320	6265	-1.58	-71.71	-71.39	-70.91	-62.0	-8.91
				6340	-1.58	-67.84	-67.42	-66.97	-62.0	-4.97
UNII Band 6	101	6455	20	6455	-1.75	-75.63	-75.55	-75.18	-62.0	-13.18
				6350	-1.75	-71.55	-71.20	-70.64	-62.0	-8.64
	95	6425	320	6425	-1.75	-75.58	-75.49	-75.19	-62.0	-13.19
				6500	-1.75	-70.03	-70.01	-69.84	-62.0	-7.84
UNII Band 7	149	6695	20	6695	-1.33	-73.99	-73.70	-72.19	-62.0	-10.19
				6670	-1.33	-72.90	-72.50	-72.00	-62.0	-10.00
	159	6745	320	6745	-1.33	-74.65	-74.40	-73.96	-62.0	-11.96
				6820	-1.33	-71.14	-70.69	-70.31	-62.0	-8.31
UNII Band 8	197	6935	20	6935	-3.96	-73.19	-73.03	-72.48	-62.0	-10.48
				6830	-3.96	-69.10	-68.86	-68.43	-62.0	-6.43
	191	6905	320	6905	-3.96	-71.00	-70.34	-70.01	-62.0	-8.01
				6980	-3.96	-67.56	-67.15	-66.67	-62.0	-4.67

Table 7-21. Contention Based Protocol – Detection Results – All Tx Cases

FCC ID: A3LNP940XMA	MEASUREMENT REPORT		Approved by: Technical Manager
Test Report S/N: 1M2403190019-10.A3L	Test Dates: 03/14/2024 – 04/25/2024	EUT Type: Portable Computing Device	Page 225 of 261

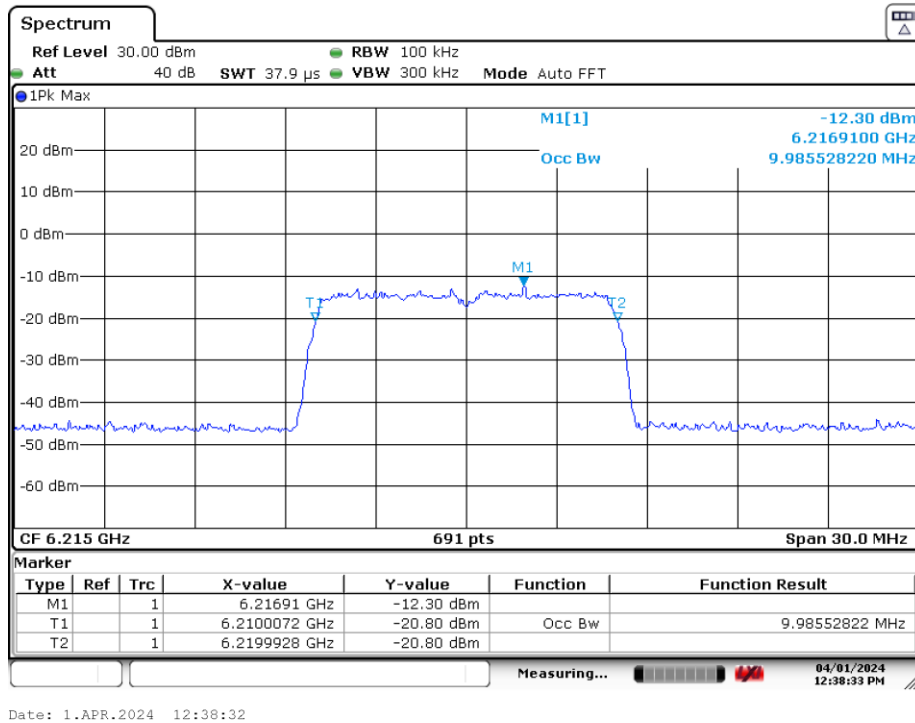


Band	Channel	Channel Freq [MHz]	Channel BW [MHz]	1	2	3	4	5	6	7	8	9	10	11	12	13	14	15	Detection Rate (%)
UNII Band 5	53	6215	20	1	1	1	1	1	1	1	1	1	1	1	1	1	1	1	100
	31	6265	320	1	1	1	1	1	1	1	1	1	1	1	1	1	1	1	100
				1	1	1	1	1	1	1	1	1	1	1	1	1	1	1	100
UNII Band 6	101	6455	20	1	1	1	1	1	1	1	1	1	1	1	1	1	1	1	100
	95	6425	320	1	1	1	1	1	1	1	1	1	1	1	1	1	1	1	100
				1	1	1	1	1	1	1	1	1	1	1	1	1	1	1	100
UNII Band 7	149	6695	20	1	1	1	1	1	1	1	1	1	1	1	1	1	1	1	100
	159	6745	320	1	1	1	1	1	1	1	1	1	1	1	1	1	1	1	100
				1	1	1	1	1	1	1	1	1	1	1	1	1	1	1	100
UNII Band 8	197	6935	20	1	1	1	1	1	1	1	1	1	1	1	1	1	1	1	100
	191	6905	320	1	1	1	1	1	1	1	1	1	1	1	1	1	1	1	100
				1	1	1	1	1	1	1	1	1	1	1	1	1	1	1	100

Table 7-22. Contention Based Protocol – Incumbent Detection Trial Results

FCC ID: A3LNP940XMA	MEASUREMENT REPORT		Approved by: Technical Manager
Test Report S/N: 1M2403190019-10.A3L	Test Dates: 03/14/2024 – 04/25/2024	EUT Type: Portable Computing Device	Page 226 of 261

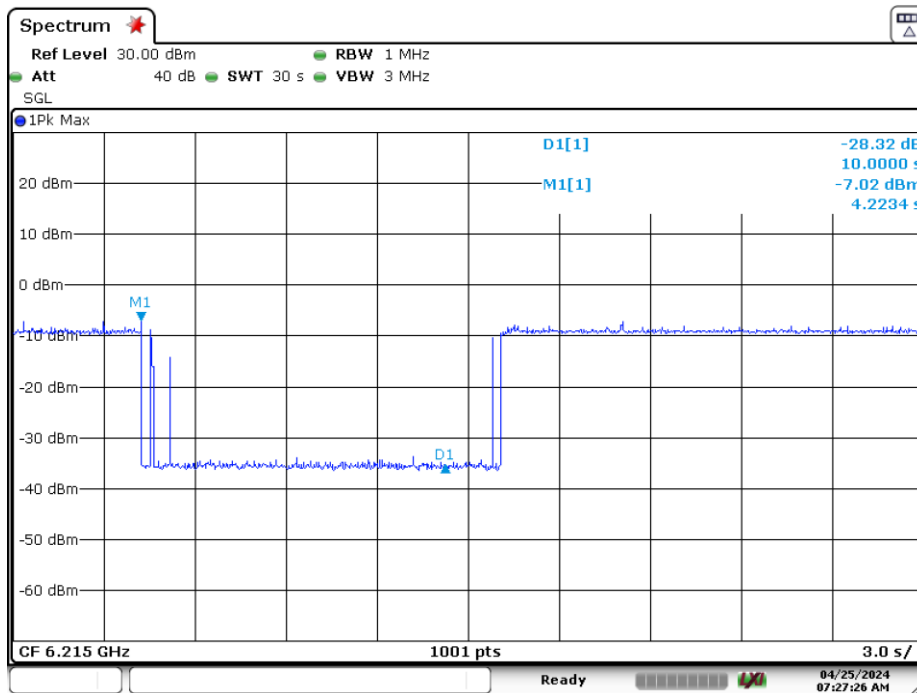
7.6.1 AWGN Plots



Plot 7-349. AWGN Signal (Demonstration)

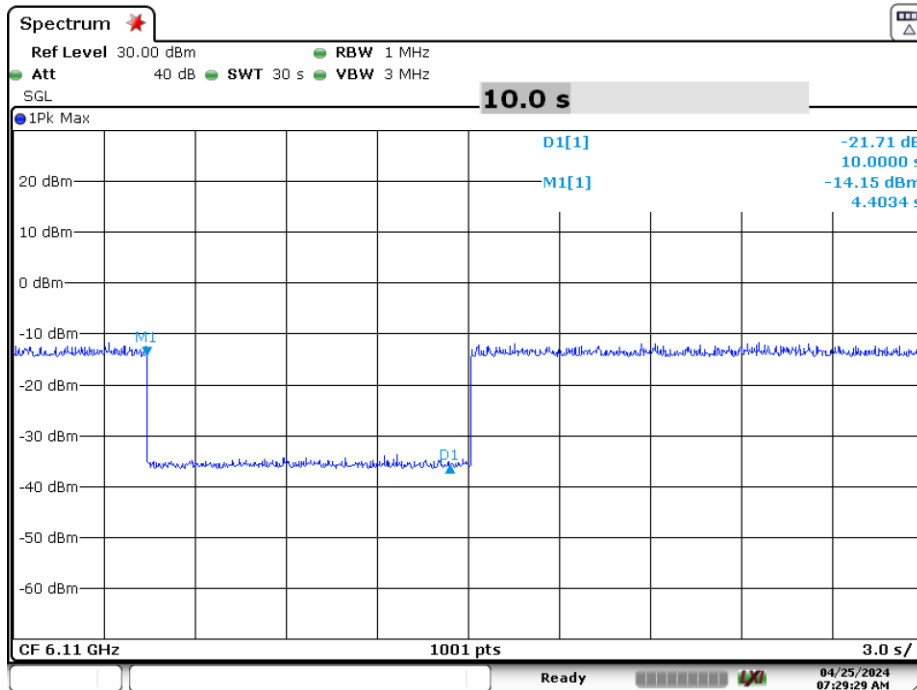
FCC ID: A3LNP940XMA		MEASUREMENT REPORT		Approved by: Technical Manager
Test Report S/N: 1M2403190019-10.A3L	Test Dates: 03/14/2024 – 04/25/2024	EUT Type: Portable Computing Device		Page 227 of 261

7.6.2 CBP Timing Plots



Date: 25.APR.2024 07:27:26

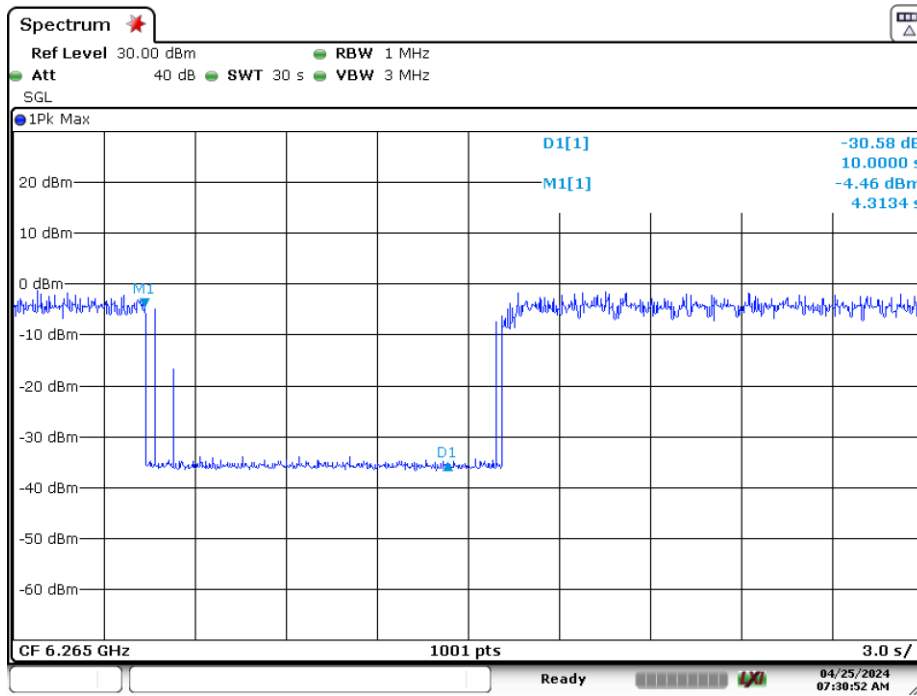
Plot 7-350. Contention Based Protocol Timing Plot (20MHz (UNII Band 5) – Ch. 53)



Date: 25.APR.2024 07:29:29

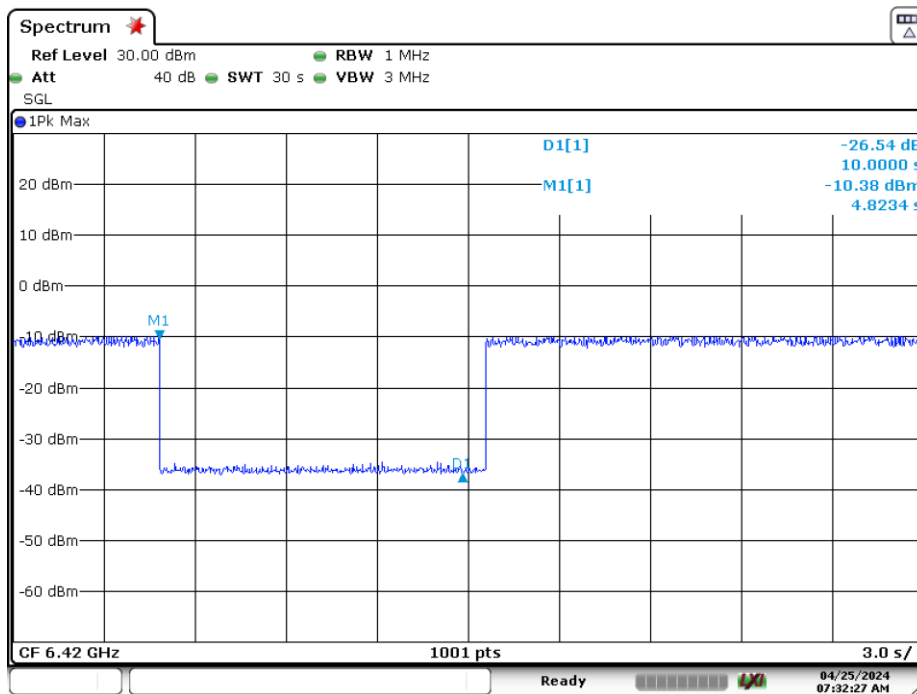
Plot 7-351. Contention Based Protocol Timing Plot (320MHz (UNII Band 5) – Ch. 31 Low)

FCC ID: A3LNP940XMA	MEASUREMENT REPORT		Approved by: Technical Manager
Test Report S/N: 1M2403190019-10.A3L	Test Dates: 03/14/2024 – 04/25/2024	EUT Type: Portable Computing Device	Page 228 of 261



Date: 25.APR.2024 07:30:52

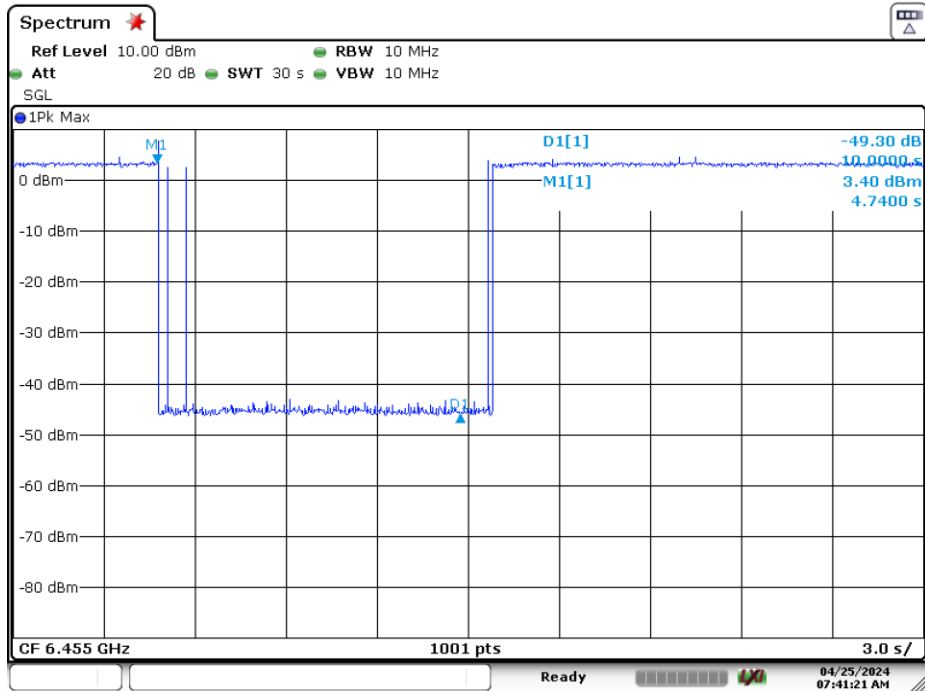
Plot 7-352. Contention Based Protocol Timing Plot (320MHz (UNII Band 5) – Ch. 31 Mid)



Date: 25.APR.2024 07:32:27

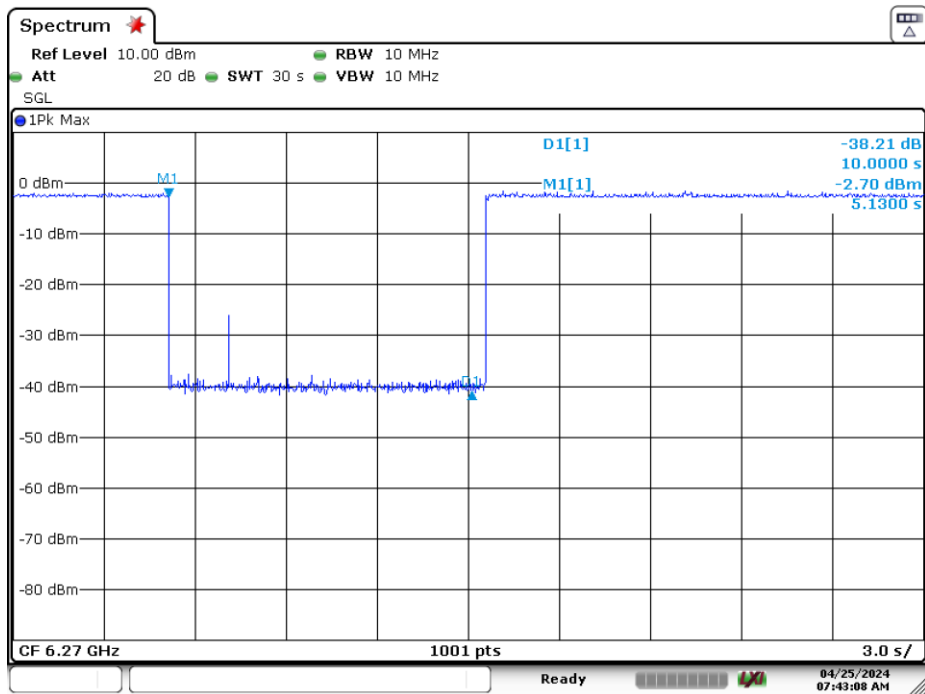
Plot 7-353. Contention Based Protocol Timing Plot (320MHz (UNII Band 5) – Ch. 31 High)

FCC ID: A3LNP940XMA	MEASUREMENT REPORT		Approved by: Technical Manager
Test Report S/N: 1M2403190019-10.A3L	Test Dates: 03/14/2024 – 04/25/2024	EUT Type: Portable Computing Device	Page 229 of 261



Date: 25.APR.2024 07:41:20

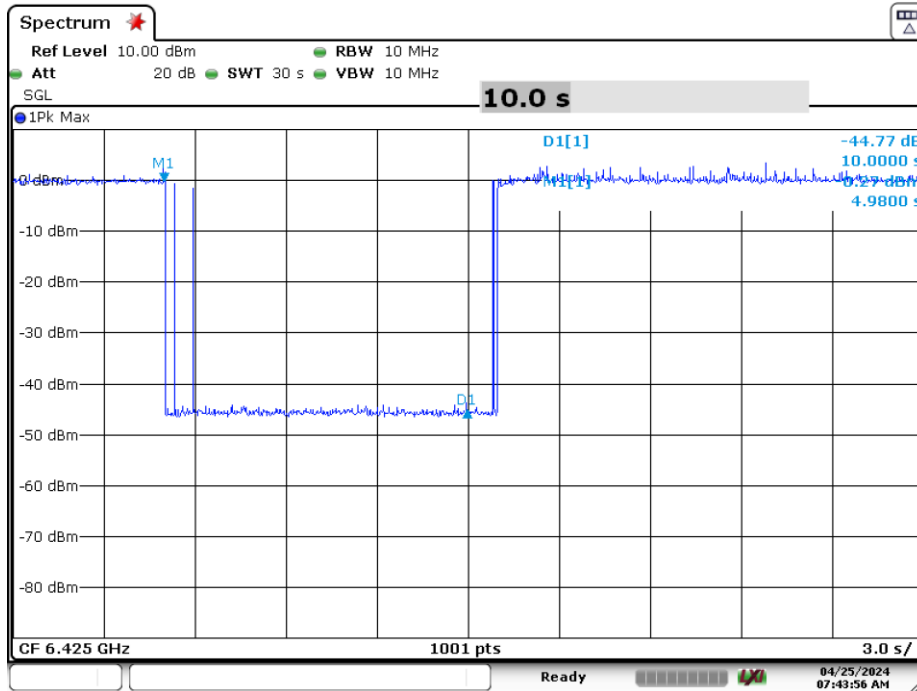
Plot 7-354. Contention Based Protocol Timing Plot (20MHz (UNII Band 6) – Ch. 101)



Date: 25.APR.2024 07:43:08

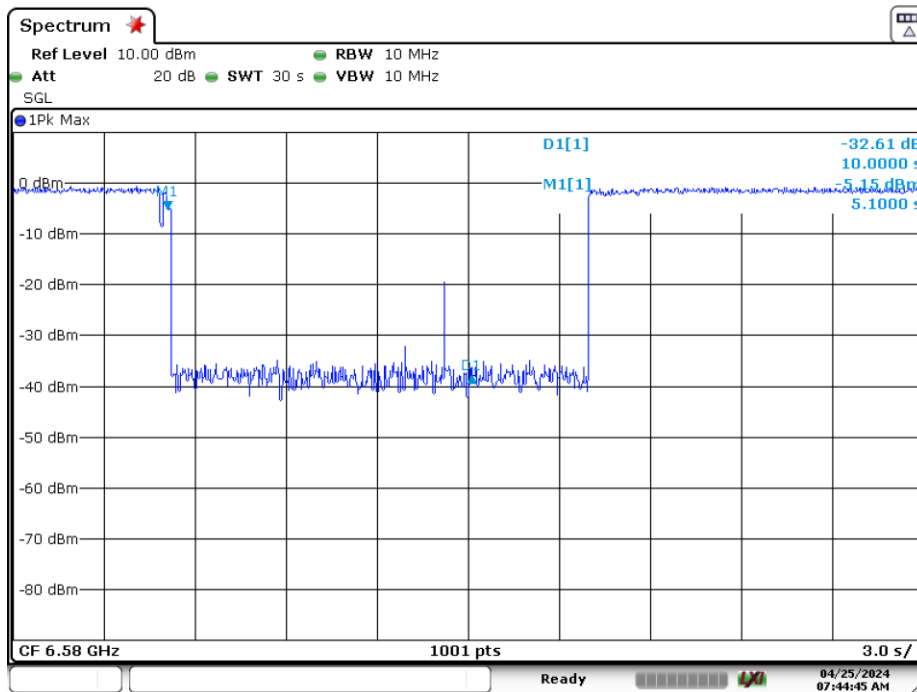
Plot 7-355. Contention Based Protocol Timing Plot (320MHz (UNII Band 6) – Ch. 95 Low)

FCC ID: A3LNP940XMA	MEASUREMENT REPORT		Approved by: Technical Manager
Test Report S/N: 1M2403190019-10.A3L	Test Dates: 03/14/2024 – 04/25/2024	EUT Type: Portable Computing Device	Page 230 of 261



Date: 25.APR.2024 07:43:56

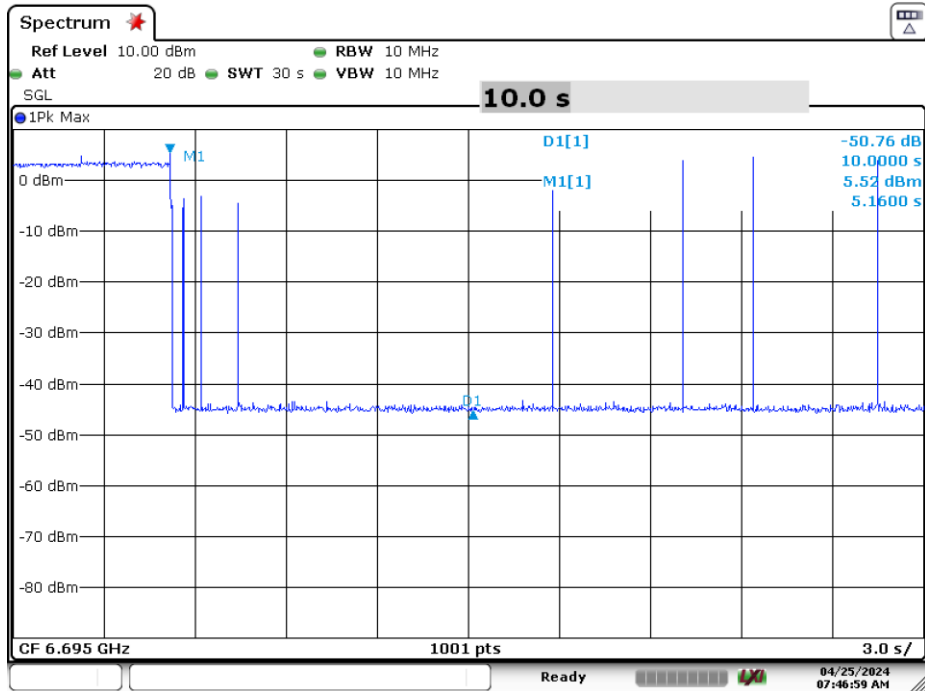
Plot 7-356. Contention Based Protocol Timing Plot (320MHz (UNII Band 6) – Ch. 95 Mid)



Date: 25.APR.2024 07:44:45

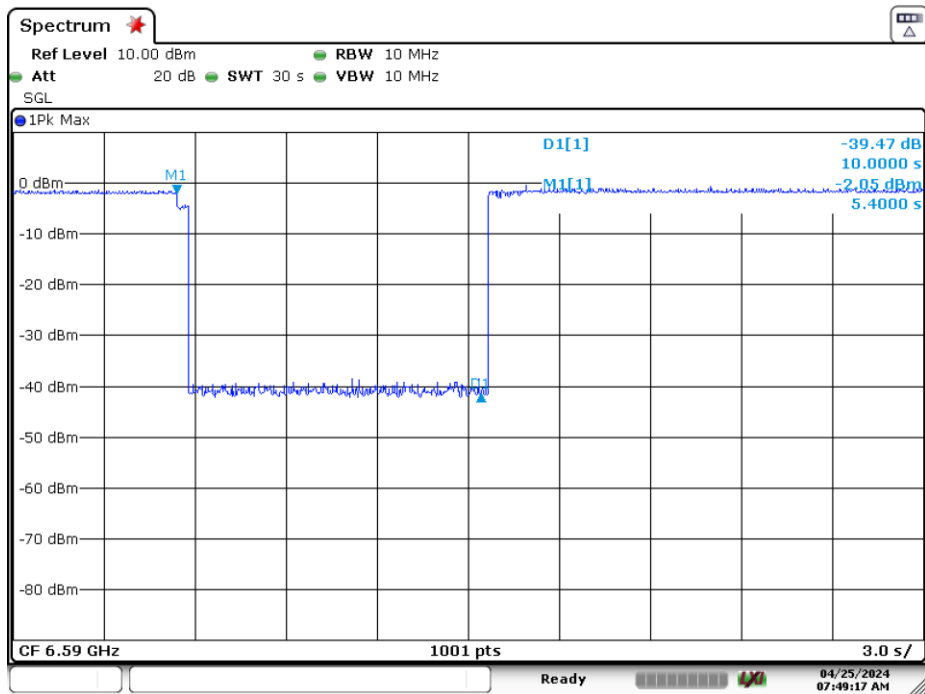
Plot 7-357. Contention Based Protocol Timing Plot (320MHz (UNII Band 6) – Ch. 95 High)

FCC ID: A3LNP940XMA	MEASUREMENT REPORT		Approved by: Technical Manager
Test Report S/N: 1M2403190019-10.A3L	Test Dates: 03/14/2024 – 04/25/2024	EUT Type: Portable Computing Device	Page 231 of 261



Date: 25.APR.2024 07:46:59

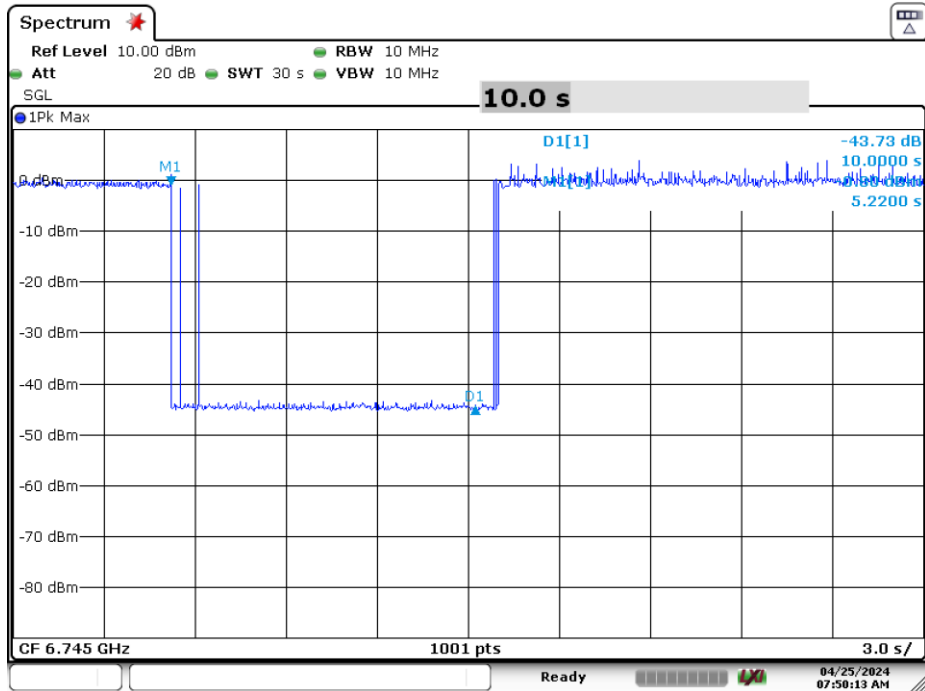
Plot 7-358. Contention Based Protocol Timing Plot (20MHz (UNII Band 7) – Ch. 149)



Date: 25.APR.2024 07:49:16

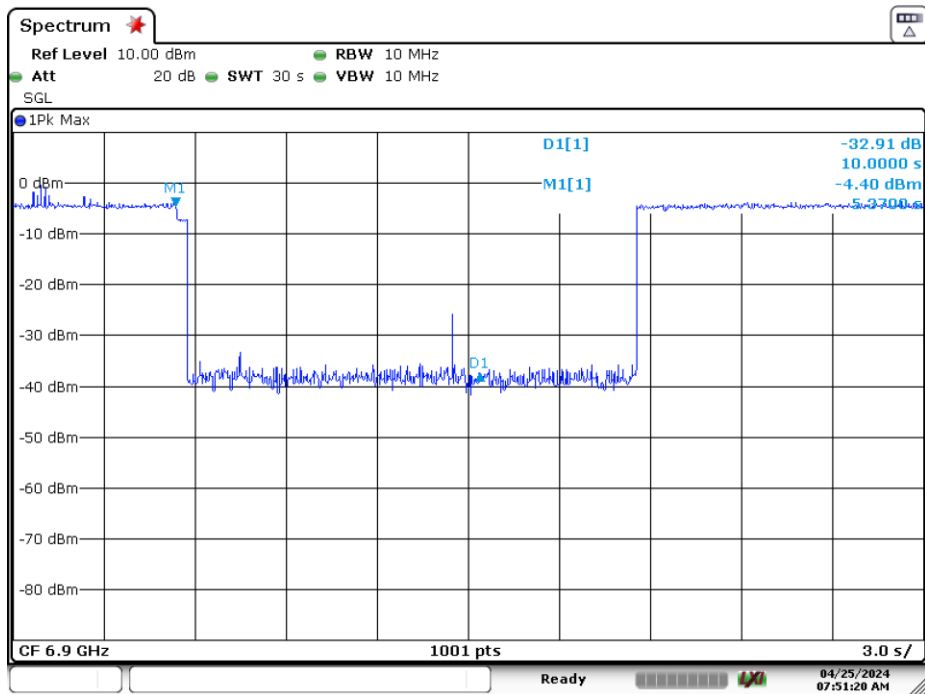
Plot 7-359. Contention Based Protocol Timing Plot (320MHz (UNII Band 7) – Ch. 159 Low)

FCC ID: A3LNP940XMA	MEASUREMENT REPORT		Approved by: Technical Manager
Test Report S/N: 1M2403190019-10.A3L	Test Dates: 03/14/2024 – 04/25/2024	EUT Type: Portable Computing Device	Page 232 of 261



Date: 25.APR.2024 07:50:13

Plot 7-360. Contention Based Protocol Timing Plot (320MHz (UNII Band 7) – Ch. 159 Mid)



Date: 25.APR.2024 07:51:19

Plot 7-361. Contention Based Protocol Timing Plot (320MHz (UNII Band 7) – Ch. 159 High)

FCC ID: A3LNP940XMA	MEASUREMENT REPORT		Approved by: Technical Manager
Test Report S/N: 1M2403190019-10.A3L	Test Dates: 03/14/2024 – 04/25/2024	EUT Type: Portable Computing Device	Page 233 of 261