



# 1. Appendix: Part 15B(JBP) SETUP PHOTOS(Radiated Test)

## 1) RADIATED RF MEASUREMENT SETUP (30 to 1000 MHz)

BELOW 1 GHz FRONT TEST PHOTO




BELOW 1 GHz REAR TEST PHOTO




2) RADIATED RF MEASUREMENT SETUP (1 to 18 GHz)

ABOVE 1 GHz FRONT TEST PHOTO




ABOVE 1 GHz REAR TEST PHOTO




1) RADIATED RF MEASUREMENT SETUP (ABOVE 18 GHz)

ABOVE 1 GHz FRONT TEST PHOTO




ABOVE 1 GHz REAR TEST PHOTO




2) RADIATED RF MEASUREMENT SET-UP (Axis)

X AXIS PHOTO




Y AXIS PHOTO




3) AC LINE CONDUCTED MEASUREMENT SETUP

AC LINE CONDUCTED FRONT TEST PHOTO



AC LINE CONDUCTED REAR TEST PHOTO



END OF TEST PHOTO