


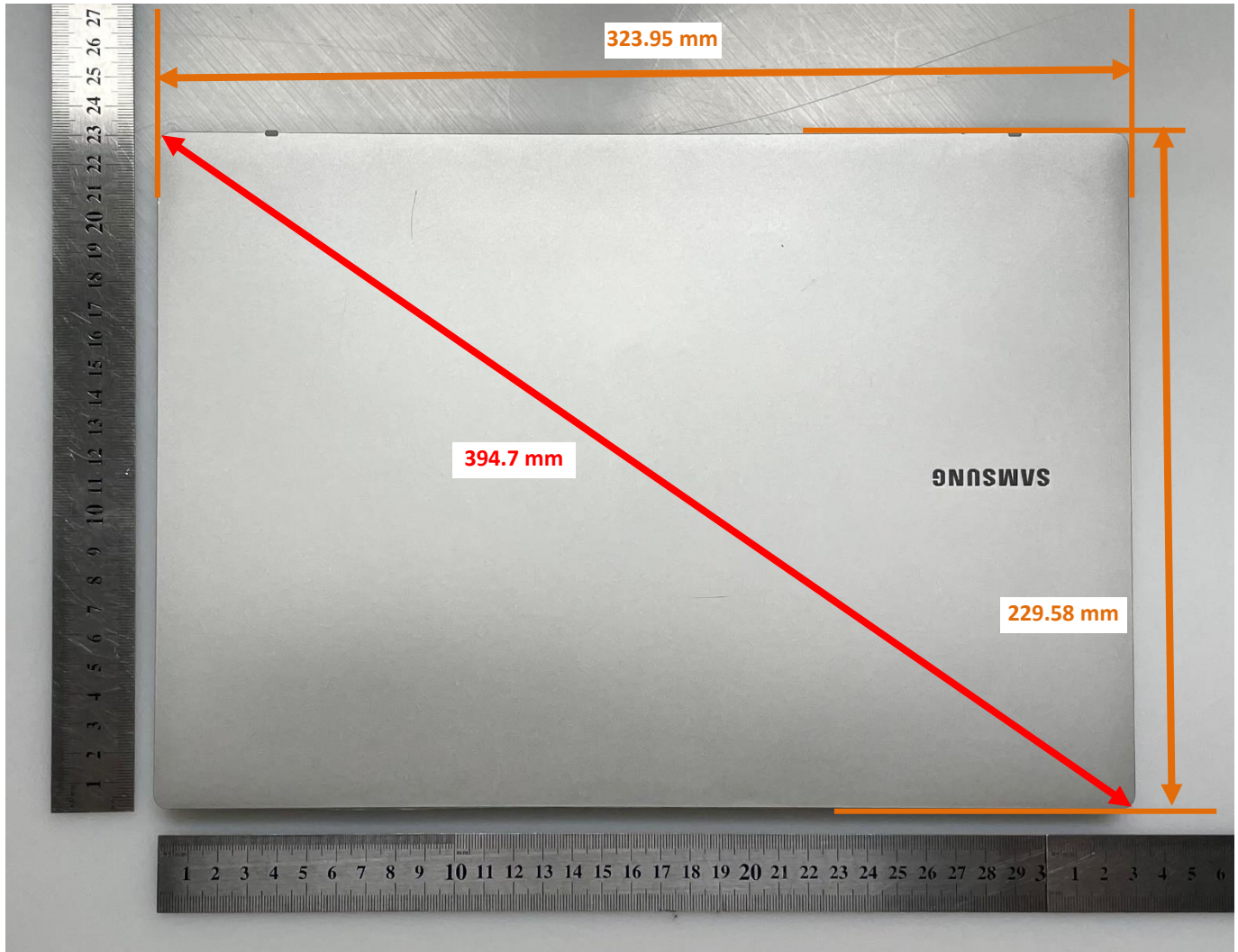
DUT and SAR Set-up Photos

Overall Dimensions

(Open Laptop)



(Closed Laptop)



Front View of the DUT




Rear View of the DUT



Setup Photos

Opened Display screen at an angle of 90 degree.



Standalone Exposure Conditions

Rear (14mm)




Rear (11mm)



Rear (3mm)



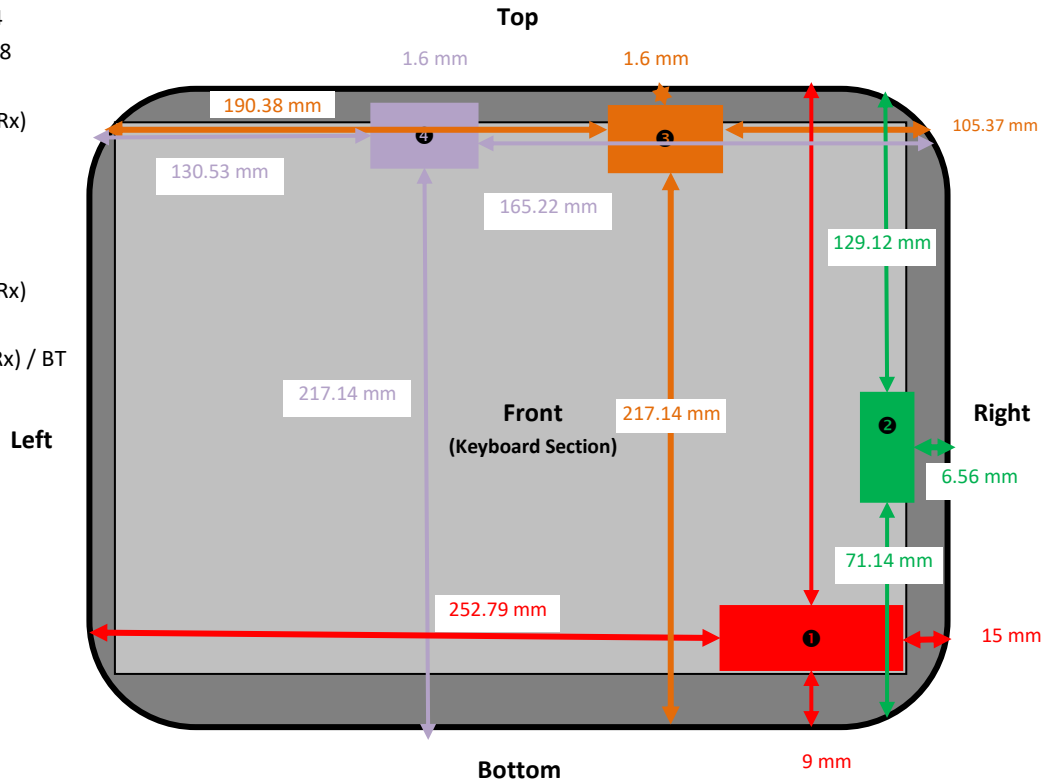
Rear (0mm)



Antenna Dimensions & Separation Distances

(Antennas and wireless bands were indicated only those applied to SAR test.)

- ① Main 1 Ant. (Tx&Rx)
WCDMA V
LTE B5, 12, 13, 14
Sub 6 n5, n77, n78
- ② Main 2 Ant. (Tx&Rx)
WCDMA II, IV
LTE B2, 4, 7, 66
Sub 6 n2, n66
- ③ Wi-Fi Ant 1 (Tx&Rx)
- ④ Wi-Fi Ant 2 (Tx&Rx) / BT



All Antennas are located in keyboard section.