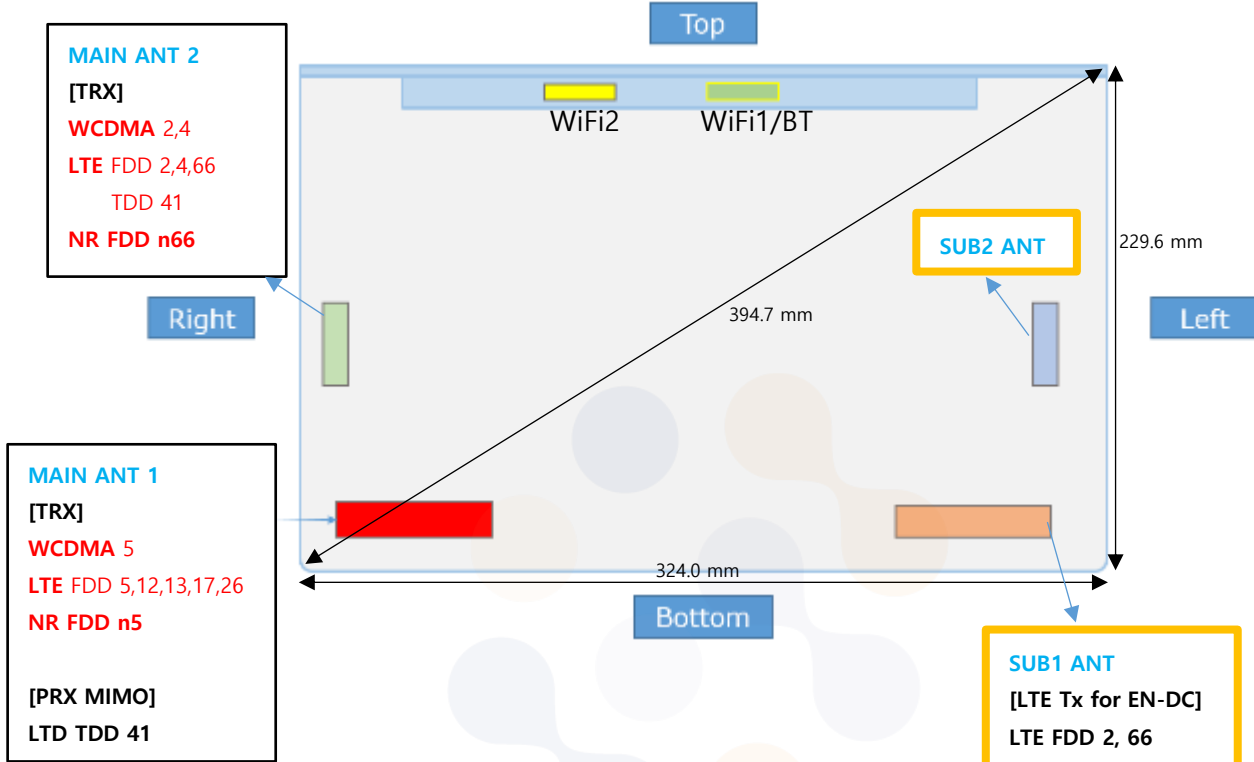


Appendix B. #Antenna Location & Distance

Ant.1=Main Ant.

Ant.2=Aux Ant.

Rear View




Appendix C. EUT Photo

C.1) Notebook Front View




Appendix D. Test Setup Photo
Appendix D.1 Test Setup Photo(SAR)

D.1.1) Body_Rear(0 mm)




D.1.2) Body_Rear(4 mm)



Appendix D.2 Test Setup Photo(PD)

D.2.1) Body_Rear(2 mm)



End of test report