



**HCT Co., Ltd.**

74, Seoicheon-ro 578beon-gil, Majang-myeon, Icheon-si, Gyeonggi-do, 17383 KOREA  
Tel. +82 31 634 6300 Fax. +82 31 645 6401

<h1>Appendix A: Test Setup Photo</h1>	FCC ID A3LNP340XLA	
	File No.	
	HCT-RF-2104-FC001-P	HCT-RF-2104-FC002-P
	HCT-RF-2104-FC003-P	HCT-RF-2104-FC004-P
	HCT-RF-2104-FC005-P	

**REVISION HISTORY**


The revision history for this document is shown in table.


Revision No.	Date of Issue	Description
0	April 09, 2021	Initial Release

### 1. Radiated Test Setup Photo


#### Radiated spurious emissions & Restricted Band Edge (Above 1 GHz)





















































Radiated spurious emissions (Below 1GHz)


















































## 2. Conducted Test Setup Photo



### 3. DFS Test Setup Photo



#### 4. AC Power Line Conducted Test Setup Photo

