


APPENDIX


– Test Setup and EUT photographs –

1. Photograph of Test Setup

Conducted Emission




[Mode 1 : Front]




[Mode 1 : Rear]

Radiated Emission for Below 1 GHz




[Mode 1 : Front]




[Mode 1 : Rear]

Radiated Emission for Above 1 GHz



[Mode 1 : Front]



[Mode 1 : Rear]