


4. Radio Noise Emission Measurement Procedures/Results

4.1 Radiation Hazard Measurement

A 700-ml water load was placed in the center of the oven.

The power setting was set to maximum power.

While the oven was operating, the Microwave Survey Meter probe was moved slowly around the door seams to check for leakage.



The results of this test are as follows.

Probe Location	Maximum Leakage [mW/Cm ²]	Limit [mW/Cm ²]
1	0.40	1.0
5	0.20	1.0
All others	0.30	1.0

4.2 Input Power Measurement

Input power and current were measured using a Power Analyzer. A 700ml water load was placed in the center of the oven and the oven set to maximum power. A 700 ml water load was chosen for its compatibility. Manufacturers to determine their input ratings commonly use this procedure.




Fig. 2 Test Setup for Input power

The results of this test are as follows.

Input Voltage [Vac]	Input Current [amps]	Measured Input power [watts]	EUT Spec. Input power [watts]
120	13.83	1582	1580

Based on the measured input power, the EUT was found to be operating within the intended specifications.

4.3 RF Output Power Measurement

The Caloric Method was used to determine maximum output power. The initial temperature of a 1000-ml water load was measured. The water load was placed in the center of the oven. The oven was operated at maximum output power for 120 seconds. Then the temperature of the water re-measured.



Fig.3 Test Setup for RF output power

Quantity of water [ml]	Starting Temperature [centigrade]	Final Temperature [centigrade]	Elapsed Time [seconds]	RF Power [watts]
1000	10	33.6	120	823.4
1000	10	33.6	120	823.4
1000	10	33.6	120	823.4
Average RF Power of 3 Trials				823.4

$$\text{Power} = \frac{(4.187 \text{ Joules/Cal}) \times (\text{Volume in ml}) \times (\text{Temp. Rise})}{\text{Time in seconds}}$$

The measured output was found to be **ABOVE 500Watts**. Therefore, in accordance with section 18.305 of Subpart C, the measured out-of-band emissions were compared to the 25xSQRT(power/500)[uV/m] @ 300M limit.

4.4 Operation Frequency Measurement

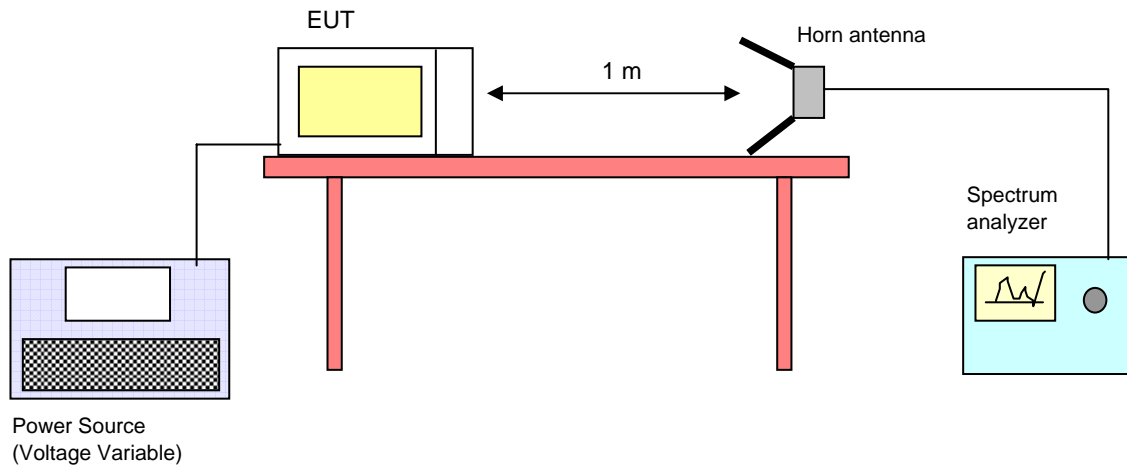


Fig. 4 Operating Frequency Measurements Configuration

