

Description of Test Mode(TM)

Test Mode 1(TM 1)

Note: Pen 1 was put on a charging slot 1 of the wireless charger.


And the PEN 1 was connected with electronic load 1 using red and black wire.

Description of Test Mode(TM)

Test Mode 2(TM 2)

Note: Pen 1 was put on a charging slot 2 of the wireless charger.
And the PEN 1 was connected with electronic load 1 using red and black wire.

Description of Test Mode(TM)

Test Mode 3(TM 3)



Note: Pen 1 was put on a charging slot 1 of the wireless charger.

And Pen 1 was connected with electronic load 1 using red and black wire.

Pen 2 was put on a charging slot 2 of the wireless charger.

And Pen 2 was connected with electronic load 2 using red and green wire.

Test Setup Photo(RE)



Test Setup Photo(CE)

