






<b>FCC ID:</b> A3LGTS8530		<b>SAR COMPLIANCE REPORT</b>		<b>Reviewed by:</b> Quality Manager
<b>Filename:</b> 0Y1009201591-R2.A3L	<b>Test Dates:</b> 09/20/10 - 09/22/10	<b>EUT Type:</b> 850/1900 GSM/GPRS/EDGE Phone with Bluetooth and WLAN	Page 34 of 37	



**Figure 20-1  
SAR Test Setup Photo 1**




**Figure 20-2  
SAR Test Setup Photo 2**



<b>FCC ID:</b> A3LGTS8530		<b>SAR COMPLIANCE REPORT</b>	 <b>Reviewed by:</b> Quality Manager
<b>Filename:</b> 0Y1009201591-R2.A3L	<b>Test Dates:</b> 09/20/10 - 09/22/10	<b>EUT Type:</b> 850/1900 GSM/GPRS/EDGE Phone with Bluetooth and WLAN	Page 35 of 37



**Figure 20-3  
SAR Test Setup Photo 3**





**Figure 20-4  
SAR Test Setup Photo 4**

<b>FCC ID:</b> A3LGTS8530		<b>SAR COMPLIANCE REPORT</b>	 <b>Reviewed by:</b> Quality Manager
<b>Filename:</b> OY1009201591-R2.A3L	<b>Test Dates:</b> 09/20/10 - 09/22/10	<b>EUT Type:</b> 850/1900 GSM/GPRS/EDGE Phone with Bluetooth and WLAN	Page 36 of 37



**Figure 20-5  
SAR Test Setup Photo 5**

**Note:** Headset Cable is connected to the device during Body SAR assessment, as seen above.

<b>FCC ID:</b> A3LGTS8530		<b>SAR COMPLIANCE REPORT</b>	 <b>Reviewed by:</b> Quality Manager
<b>Filename:</b> 0Y1009201591-R2.A3L	<b>Test Dates:</b> 09/20/10 - 09/22/10	<b>EUT Type:</b> 850/1900 GSM/GPRS/EDGE Phone with Bluetooth and WLAN	Page 37 of 37