





APPENDIX F: SAR TEST SETUP PHOTOGRAPHS


FCC ID: A3LGTS7275R		SAR EVALUATION REPORT		Reviewed by: Quality Manager
Test Dates: 08/13/13 - 08/19/13	DUT Type: Portable Handset			APPENDIX F: Page 1 of 7




SAR Test Setup Photo 1: Right Cheek




SAR Test Setup Photo 2: Right Tilt



FCC ID: A3LGTS7275R		SAR EVALUATION REPORT	Reviewed by: Quality Manager
Test Dates: 08/13/13 - 08/19/13	DUT Type: Portable Handset	APPENDIX F: Page 2 of 7	



SAR Test Setup Photo 3: Left Cheek



SAR Test Setup Photo 4: Left Tilt



FCC ID: A3LGTS7275R		SAR EVALUATION REPORT	Reviewed by: Quality Manager
Test Dates: 08/13/13 - 08/19/13	DUT Type: Portable Handset	 APPENDIX F: Page 3 of 7	



SAR Test Setup Photo 5: Back Side at 1.0 cm



SAR Test Setup Photo 6: Front Side at 1.0 cm


FCC ID: A3LGTS7275R		SAR EVALUATION REPORT	 Reviewed by: Quality Manager
Test Dates: 08/13/13 - 08/19/13	DUT Type: Portable Handset	APPENDIX F: Page 4 of 7	



SAR Test Setup Photo 7: Top Edge at 1.0 cm



SAR Test Setup Photo 8: Bottom Edge at 1.0 cm



FCC ID: A3LGTS7275R		SAR EVALUATION REPORT	Reviewed by: Quality Manager
Test Dates: 08/13/13 - 08/19/13	DUT Type: Portable Handset	APPENDIX F: Page 5 of 7	

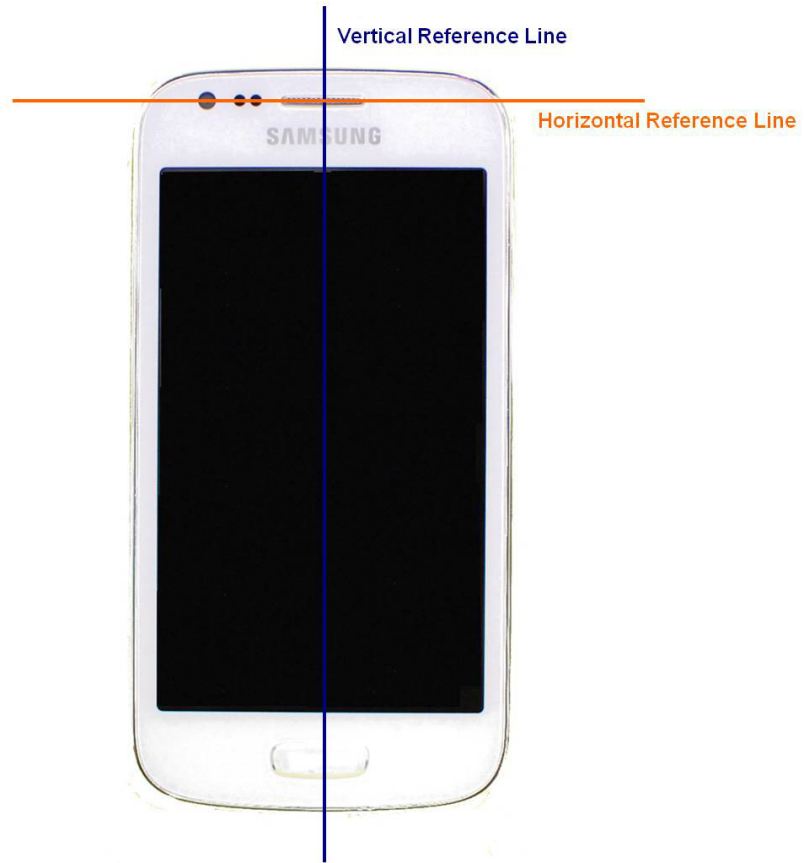


SAR Test Setup Photo 9: Right Edge at 1.0 cm




SAR Test Setup Photo 10: Left Edge at 1.0 cm

FCC ID: A3LGTS7275R		SAR EVALUATION REPORT	Reviewed by: Quality Manager
Test Dates: 08/13/13 - 08/19/13	DUT Type: Portable Handset	 APPENDIX F: Page 6 of 7	



SAR Test Setup Photo 11: Horizontal and Vertical Reference Lines

FCC ID: A3LGTS7275R		SAR EVALUATION REPORT	Reviewed by: Quality Manager
Test Dates: 08/13/13 - 08/19/13	DUT Type: Portable Handset	APPENDIX F: Page 7 of 7	