



11. SETUP PHOTOS

ANTENNA PORT CONDUCTED RF MEASUREMENT SETUP



RADIATED RF MEASUREMENT




Y-AXIS PHOTO



Z-AXIS PHOTO



ENVIRONMENTAL CHAMBER



END OF REPORT