





## 10. SETUP PHOTOS

### ANTENNA PORT CONDUCTED RF MEASUREMENT SETUP





**RADIATED RF MEASUREMENT SETUP FOR PORTABLE CONFIGURATION**





**RADIATED RF MEASUREMENT SETUP (ABOVE 1 GHz)**




**POWERLINE CONDUCTED EMISSIONS MEASUREMENT SETUP**

LINE CONDUCTED FRONT PHOTO



LINE CONDUCTED BACK PHOTO



**END OF REPORT**