




19 SAR TEST SETUP PHOTOGRAPHS



FCC ID: A3LGTS6888		SAR COMPLIANCE REPORT		Reviewed by: Quality Manager
Filename: 0Y1008201399.A3L	Test Dates: 08/23/10 - 08/24/10	EUT Type: 1900 GSM/GPRS/EDGE Phone with Bluetooth	Page 28 of 31	




**Figure 19-1
SAR Test Setup Photo 1**



**Figure 19-2
SAR Test Setup Photo 2**



FCC ID: A3LGTS6888		SAR COMPLIANCE REPORT		Reviewed by: Quality Manager
Filename: OY1008201399.A3L	Test Dates: 08/23/10 - 08/24/10	EUT Type: 1900 GSM/GPRS/EDGE Phone with Bluetooth	Page 29 of 31	




**Figure 19-3
SAR Test Setup Photo 3**





**Figure 19-4
SAR Test Setup Photo 4**

FCC ID: A3LGTS6888		SAR COMPLIANCE REPORT	 Reviewed by: Quality Manager
Filename: OY1008201399.A3L	Test Dates: 08/23/10 - 08/24/10	EUT Type: 1900 GSM/GPRS/EDGE Phone with Bluetooth	Page 30 of 31



**Figure 19-5
SAR Test Setup Photo 5**

Note: Headset Cable is connected to the device during Body SAR assessment, as seen above.

FCC ID: A3LGTS6888		SAR COMPLIANCE REPORT	 Reviewed by: Quality Manager
Filename: OY1008201399.A3L	Test Dates: 08/23/10 - 08/24/10	EUT Type: 1900 GSM/GPRS/EDGE Phone with Bluetooth	Page 31 of 31