

HCT CO., LTD.

CERTIFICATE OF COMPLIANCE FCC Certification

Applicant Name: SAMSUNG Electronics Co., Ltd.	Date of Issue: January 22, 2013
Address: 129, Samsung-ro, Yeongtong-gu Suwon-si, Gyeonggi-do, 443-742 Rep. of Korea	Test Site/Location: HCT CO., LTD., 105-1, Jangam-ri, Majang-Myeon, Icheon-si, Kyunggi-Do, Korea
	Report No.: HCTR1301FR11
	HCT FRN: 0005866421

FCC ID	: A3LGTS6810M
APPLICANT	: SAMSUNG Electronics Co., Ltd.

FCC Model(s):	GT-S6810M
EUT Type:	850/1900 GSM/GPRS/WCDMA Phone with Bluetooth(LE), 802.11b/g/n, NFC and EDGE Rx Only
Max. RF Output Power:	11.26 dBm (13.37 mW)
Frequency Range:	2402 MHz - 2480 MHz (Bluetooth)
Modulation type	GFSK(Normal), $\pi/4$ DQPSK and 8DPSK(EDR)
FCC Classification:	FCC Part 15 Spread Spectrum Transmitter
FCC Rule Part(s):	Part 15 subpart C 15.247

Engineering Statement:

The measurements shown in this report were made in accordance with the procedures indicated, and the emissions from this equipment were found to be within the limits applicable. I assume full responsibility for the accuracy and completeness of these measurements, and for the qualifications of all persons taking them.

HCT CO., LTD. Certifies that no party to this application has subject to a denial of Federal benefits that includes FCC benefits pursuant to section 5301 of the Anti-Drug Abuse Act of 1998, 21 U.S. C.853(a)



Report prepared by
: Jong Seok Lee
Test Engineer of RF Team



Approved by
: Chang Seok Choi
Manager of RF Team

This report only responds to the tested sample and may not be reproduced, except in full, without written approval of the HCT Co., Ltd.

FCC PT.15.247 TEST REPORT	FCC CERTIFICATION REPORT		www.hct.co.kr
Test Report No. HCTR1301FR11	Date of Issue: January 22, 2013	EUT Type: 850/1900 GSM/GPRS/WCDMA Phone with Bluetooth(LE), 802.11b/g/n, NFC and EDGE Rx Only	FCC ID: A3LGTS6810M



Version

TEST REPORT NO.	DATE	DESCRIPTION
HCTR1301FR11	January 22, 2013	- First Approval Report

Table of Contents

1.	GENERAL INFORMATION	4
2.	EUT DESCRIPTION	4
3.	TEST METHODOLOGY	5
3.1	EUT CONFIGURATION	5
3.2	EUT EXERCISE	5
3.3	GENERAL TEST PROCEDURES	5
3.4	DESCRIPTION OF TEST MODES	5
4.	INSTRUMENT CALIBRATION	6
5.	FACILITIES AND ACCREDITATIONS	6
5.1	FACILITIES	6
5.2	EQUIPMENT	6
6.	ANTENNA REQUIREMENTS.....	6
7.	SUMMARY OF TEST RESULTS.....	7
8.	FCC PART 15.247 REQUIREMENTS	8
8.1	PEAK POWER	8
8.2	BAND EDGES.....	15
8.3	FREQUENCY SEPARATION / OCCUPIED BANDWIDTH (99% BW)	23
8.4	NUMBER OF HOPPING FREQUENCY	32
8.5	TIME OF OCCUPANCY (DWELL TIME).....	36
8.6	SPURIOUS EMISSIONS.....	43
8.6.1	CONDUCTED SPURIOUS EMISSIONS	43
8.6.2	RADIATED SPURIOUS EMISSIONS	55
8.6.3	RADIATED RESTRICTED BAND EDGES	63
8.7	POWERLINE CONDUCTED EMISSIONS.....	73
9.	LIST OF TEST EQUIPMENT.....	78



1. GENERAL INFORMATION

Applicant: SAMSUNG Electronics Co., Ltd.
Address: 129, Samsung-ro, Yeongtong-gu Suwon-si, Gyeonggi-do, 443-742 Rep. of Korea
FCC ID: A3LGTS6810M
EUT Type: 850/1900 GSM/GPRS/WCDMA Phone with Bluetooth(LE), 802.11b/g/n, NFC and EDGE Rx Only
Model name(s): GT-S6810M
Date(s) of Tests: January 11, 2013 ~ January 19, 2013
Place of Tests: HCT Co., Ltd.
 105-1, Jangam-ri, Majang-Myeon, Icheon-si, Kyunggi-Do, 467-811, KOREA.
 (IC Recognition No. : 5944A-3)

2. EUT DESCRIPTION

EUT Type	850/1900 GSM/GPRS/WCDMA Phone with Bluetooth(LE), 802.11b/g/n, NFC and EDGE Rx Only
FCC Model Name	GT-S6810M
Power Supply	DC 3.7 V
Battery type	Li-ion Battery(Standard)
Frequency Range	2402 MHz - 2480 MHz (Bluetooth)
Transmit Power	11.26 dBm (13.37 mW)
BT Operating Mode	Normal, EDR, AFH
Modulation Type	GFSK(Normal), π /4DQPSK and 8DPSK(EDR)
Modulation Technique	FHSS
Number of Channels	79Channels, Minimum 20 Channels(AFH)
Antenna Specification	Manufacturer: AMOTECH Co., Ltd. Antenna type: FPCB Antenna Peak Gain : -1.41 dBi

15.247 Requirements for Bluetooth transmitter

- This Bluetooth module has been tested by a Bluetooth Qualification Lab, and we confirm the following:
 - 1) This system is hopping pseudo-randomly.
 - 2) Each frequency is used equally on the average by each transmitter.
 - 3) The receiver input bandwidths that match the hopping channel bandwidths of their corresponding transmitters
 - 4) The receiver shifts frequencies in synchronization with the transmitted signals.
- 15.247(g): The system, consisting of both the transmitter and the receiver, must be designed to comply with all of the regulations in this Section 15.247 should the transmitter be presented with a continuous data (or information) stream.
- 15.247(h): The coordination of frequency hopping systems in any other manner for the express purpose of avoiding the simultaneous occupancy of individual hopping frequencies by multiple transmitters is not permitted.

FCC PT.15.247 TEST REPORT	FCC CERTIFICATION REPORT		www.hct.co.kr
Test Report No. HCTR1301FR11	Date of Issue: January 22, 2013	EUT Type: 850/1900 GSM/GPRS/WCDMA Phone with Bluetooth(LE), 802.11b/g/n, NFC and EDGE Rx Only	FCC ID: A3LGTS6810M



3. TEST METHODOLOGY

The measurement procedure described in the American National Standard for Testing Unlicensed Wireless Devices(ANSI C63.10-2009) and FCC Public Notice DA 00-705 dated March 30, 2000 entitled “Filing and Measurement Guidelines for Frequency Hopping Spread Spectrum Systems” were used in the measurement of the **SAMSUNG Electronics Co., Ltd.**

850/1900 GSM/GPRS/WCDMA Phone with Bluetooth(LE), 802.11b/g/n, NFC and EDGE Rx Only FCC ID: A3LGTS6810M

3.1 EUT CONFIGURATION

The EUT configuration for testing is installed on RF field strength measurement to meet the Commissions requirement and operating in a manner that intends to maximize its emission characteristics in a continuous normal application.

3.2 EUT EXERCISE

The EUT was operated in the engineering mode to fix the Tx frequency that was for the purpose of the measurements. According to its specifications, the EUT must comply with the requirements of the Section 15.207, 15.209 and 15.247 under the FCC Rules Part 15 Subpart C.

3.3 GENERAL TEST PROCEDURES

Conducted Emissions

The EUT is placed on the turntable, which is 0.8 m above ground plane. According to the requirements in Section 6.2 of ANSI C63.10. (Version :2009) Conducted emissions from the EUT measured in the frequency range between 0.15 MHz and 30MHz using CISPR Quasi-peak and average detector modes.

Radiated Emissions

The EUT is placed on a turn table, which is 0.8 m above ground plane. The turntable shall rotate 360 degrees to determine the position of maximum emission level. EUT is set 3 m away from the receiving antenna, which varied from 1 m to 4 m to find out the highest emission. And also, each emission was to be maximized by changing the polarization of receiving antenna both horizontal and vertical. In order to find out the max. emission, the relative positions of this hand-held transmitter (EUT) was rotated through three orthogonal axes according to the requirements in Section 6.3 of ANSI C63.10. (Version: 2009)

3.4 DESCRIPTION OF TEST MODES

The EUT has been tested under operating condition. Test program used to control the EUT for staying in continuous transmitting and receiving mode is programmed.

Channel low, mid and high with highest data rate (worst case) is chosen for full testing.

FCC PT.15.247 TEST REPORT	FCC CERTIFICATION REPORT		www.hct.co.kr
Test Report No. HCTR1301FR11	Date of Issue: January 22, 2013	EUT Type: 850/1900 GSM/GPRS/WCDMA Phone with Bluetooth(LE), 802.11b/g/n, NFC and EDGE Rx Only	FCC ID: A3LGTS6810M



4. INSTRUMENT CALIBRATION

The measuring equipment, which was utilized in performing the tests documented herein, has been calibrated in accordance with the manufacturer's recommendations for utilizing calibration equipments, which is traceable to recognized national standards.

5. FACILITIES AND ACCREDITATIONS

5.1 FACILITIES

The SAC(Semi-Anechoic Chamber) and conducted measurement facility used to collect the radiated data are located at the 105-1, Jangam-ri, Majang-Myeon, Icheon-si, Kyunggi-Do, 467-811, Korea. The site is constructed in conformance with the requirements of ANSI C63.4. (Version :2003) and CISPR Publication 22. Detailed description of test facility was submitted to the Commission and accepted dated March 02, 2011 (Registration Number: 90661)

5.2 EQUIPMENT

Radiated emissions are measured with one or more of the following types of Linearly polarized antennas: tuned dipole, bi-conical, log periodic, bi-log, and/or ridged waveguide, horn. Spectrum analyzers with pre-selectors and quasi-peak detectors are used to perform radiated measurements. Conducted emissions are measured with Line Impedance Stabilization Networks and EMI Test Receivers. Calibrated wideband preamplifiers, coaxial cables, and coaxial attenuators are also used for making measurements.

All receiving equipment conforms to CISPR Publication 16-1, "Radio Interference Measuring Apparatus and Measurement Methods."

6. ANTENNA REQUIREMENTS

According to FCC 47 CFR §15.203:

"An intentional radiator antenna shall be designed to ensure that no antenna other than that furnished by the responsible party can be used with the device. The use of a permanently attached antenna or of an antenna that uses a unique coupling to the intentional radiator shall be considered sufficient to comply with the provisions of this section."

* The antennas of this E.U.T are permanently attached.

*The E.U.T Complies with the requirement of §15.203

FCC PT.15.247 TEST REPORT	FCC CERTIFICATION REPORT		www.hct.co.kr
Test Report No. HCTR1301FR11	Date of Issue: January 22, 2013	EUT Type: 850/1900 GSM/GPRS/WCDMA Phone with Bluetooth(LE), 802.11b/g/n, NFC and EDGE Rx Only	FCC ID: A3LGTS6810M

7. SUMMARY OF TEST RESULTS

Test Description	FCC Part Section(s)	Test Limit	Test Condition	Test Result
20 dB Bandwidth	§15.247(a)(1)(ii) or (iii)	NA	CONDUCTED	PASS
Occupied Bandwidth	NA	NA		NA
Conducted Maximum Peak Output Power	§15.247(b)(1)	< 1 Watts		PASS
Carrier Frequency Separation	§15.247(a)(1)	>25 kHz or >2/3 of the 20dB BW		PASS
Number of Hopping Frequencies	§15.247(a)(1)(iii)	>15		PASS
Time of Occupancy	§15.247(a)(1)(iii)	<400 ms		PASS
Conducted Spurious Emissions	§15.247(d)	< 20 dB for all out-of band emissions		PASS
Band Edge(Out of Band Emissions)	§15.247(d)	< 20 dB for all out-of band emissions		PASS
AC Power line Conducted Emissions	§15.207(a)	cf. Section 8.7		PASS
Radiated Spurious Emissions	§15.247(d), 15.205, 15.209	cf. Section 8.6.2	RADIATED	PASS
Radiated Restricted Band Edge	§15.247(d), 15.205, 15.209	cf. Section 8.6.3		PASS

8. FCC PART 15.247 REQUIREMENTS

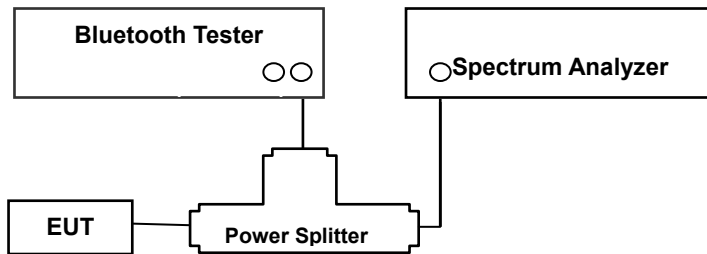
8.1 PEAK POWER

LIMIT

The maximum peak output power of the intentional radiator shall not exceed the following:

1. For frequency hopping systems operating in the 2400–2483.5 MHz band employing at least 75 non-overlapping hopping channels, and all frequency hopping systems in the 5725–5850 MHz band: 1 watt.
2. The conducted output power limit specified in paragraph (b) of this section is based on the use of antennas with directional gains that do not exceed 6 dBi.

Test Configuration



TEST PROCEDURE

The transmitter output is connected to the Spectrum Analyzer. The Spectrum Analyzer is set to the peak detector mode. This test is performed with hopping off.

1. Span = 2 MHz (GFSK) / 5 MHz ($\pi/4$ DQPSK and 8DPSK)
2. RBW = 1 MHz (GFSK) / 3 MHz ($\pi/4$ DQPSK and 8DPSK)
3. VBW = 1 MHz (GFSK) / 3 MHz ($\pi/4$ DQPSK and 8DPSK)
4. Sweep = auto
5. Packet type= DH5 (GFSK) / 2-DH5 ($\pi/4$ DQPSK) / 3-DH5 (8DPSK)

SAMPLE CALCULATION

$$\begin{aligned} \text{Output Power} &= \text{Spectrum Reading Power} + \text{Power Splitter loss} + \text{Cable loss}(2 \text{ ea}) \\ &= 10 \text{ dBm} + 6 \text{ dB} + 1.5 \text{ dB} = 17.5 \text{ dBm} \end{aligned}$$

Note :

1. Spectrum reading values are not plot data. The power results in plot is already including the actual values of loss for the splitter and cable combination.
2. Spectrum offset = Power Splitter loss + Cable loss
3. We apply to the offset in the 2.4 GHz range that was rounded off to the closest tenth dB. Actual value of loss for the splitter and cable combination is 7.18 dB at 2402 MHz and is 7.23 dB at 2480 MHz.
So, 7.2 dB is offset. And the offset gap in the 2.4 GHz range do not affect the conducted peak power final result

FCC PT.15.247 TEST REPORT		FCC CERTIFICATION REPORT		www.hct.co.kr
Test Report No. HCTR1301FR11	Date of Issue: January 22, 2013	EUT Type: 850/1900 GSM/GPRS/WCDMA Phone with Bluetooth(LE), 802.11b/g/n, NFC and EDGE Rx Only		FCC ID: A3LGTS6810M



TEST RESULTS

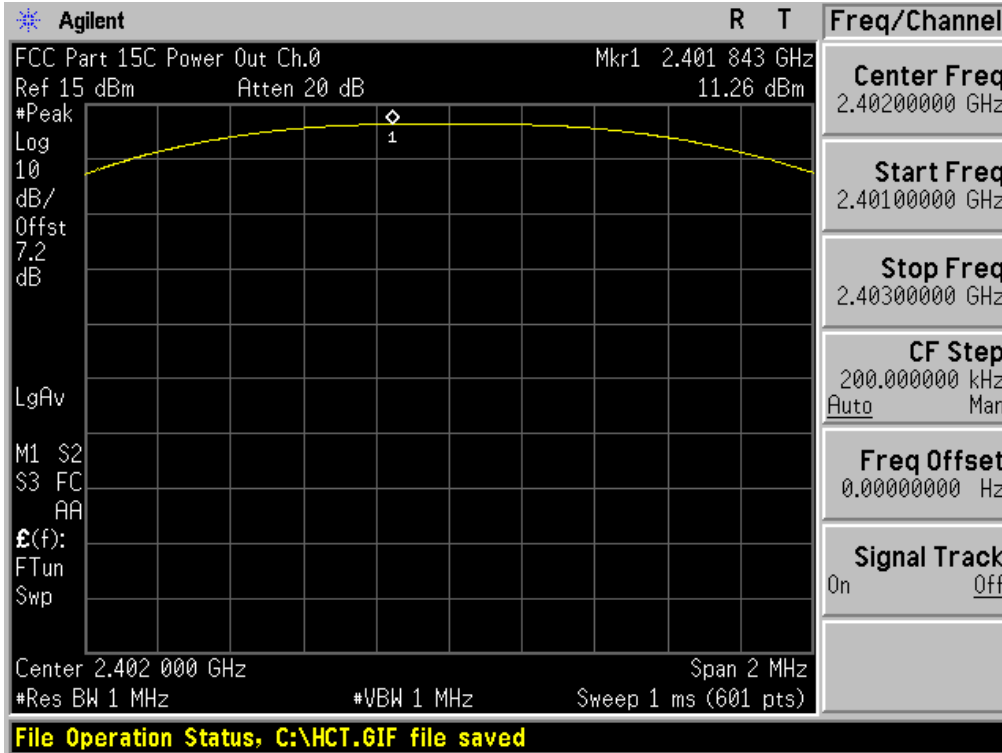
No non-compliance noted

Test Data

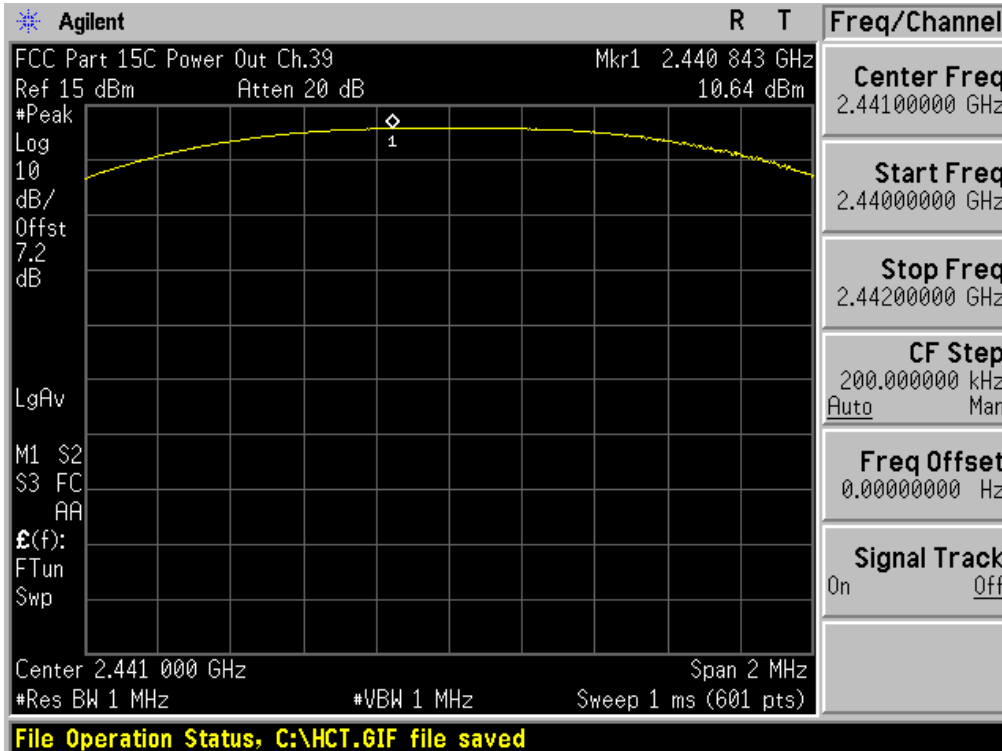
Channel	Frequency (MHz)	Output Power (GFSK)		Output Power (8DPSK)		Output Power ($\pi/4$ DQPSK)		Limit (W)	Result
		(dBm)	(mW)	(dBm)	(mW)	(dBm)	(mW)		
Low	2402	11.26	13.37	11.11	12.91	10.77	11.94	1	PASS
Mid	2440	10.64	11.59	10.52	11.27	10.08	10.19		PASS
High	2480	9.76	9.46	9.59	9.10	9.08	8.09		PASS



Test Plots (GFSK)
Peak Power (Low-CH)



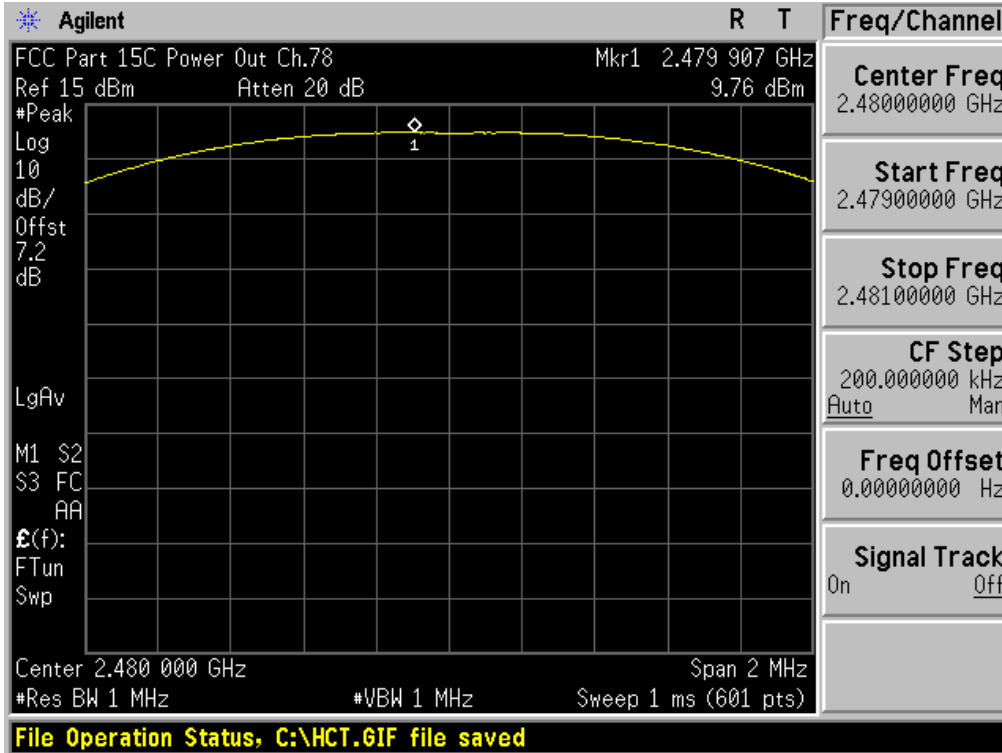
Test Plots (GFSK)
Peak Power (Mid-CH)



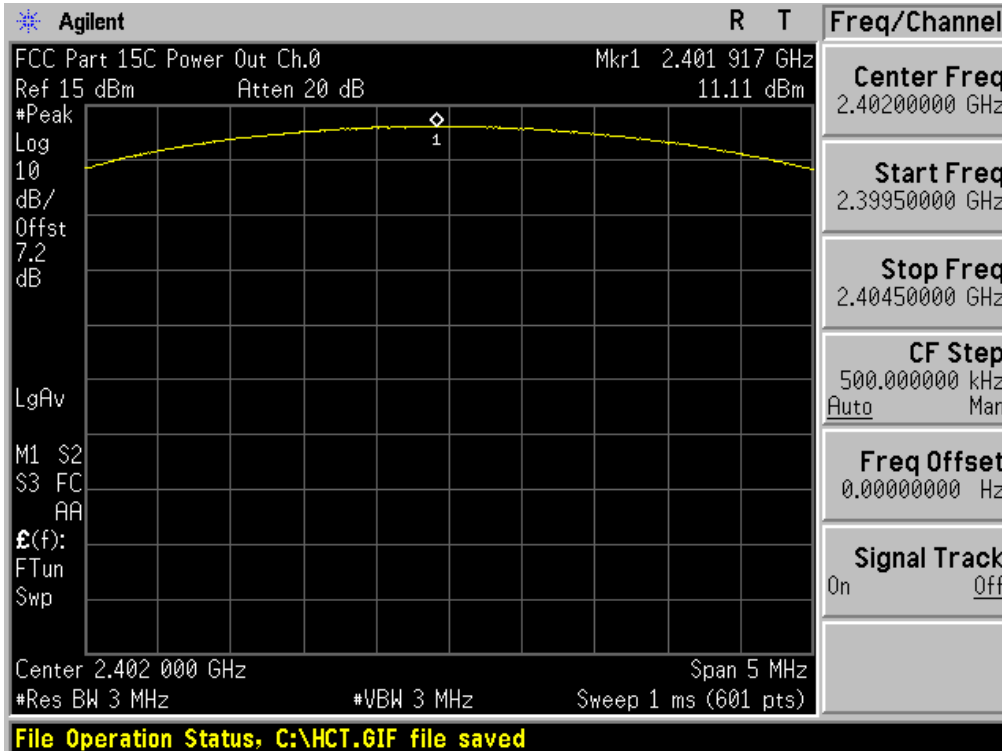
FCC PT.15.247 TEST REPORT		FCC CERTIFICATION REPORT		www.hct.co.kr
Test Report No. HCTR1301FR11	Date of Issue: January 22, 2013	EUT Type: 850/1900 GSM/GPRS/WCDMA Phone with Bluetooth(LE), 802.11b/g/n, NFC and EDGE Rx Only		FCC ID: A3LGTS6810M



Test Plots (GFSK)
Peak Power (High-CH)



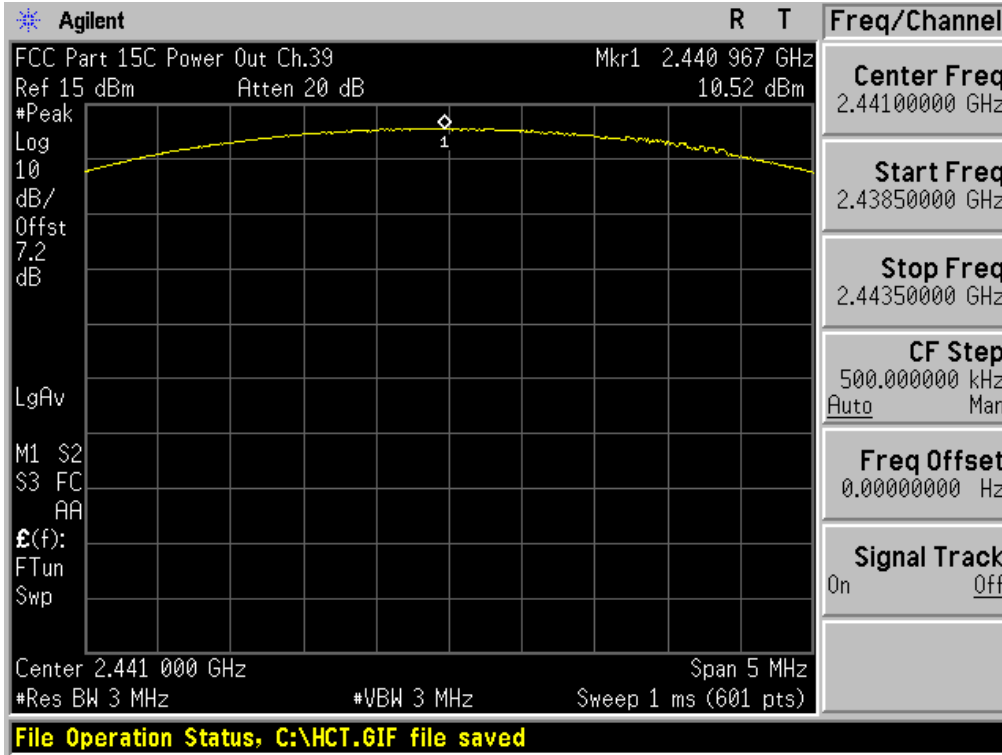
Test Plots (8DPSK)
Peak Power (Low-CH)



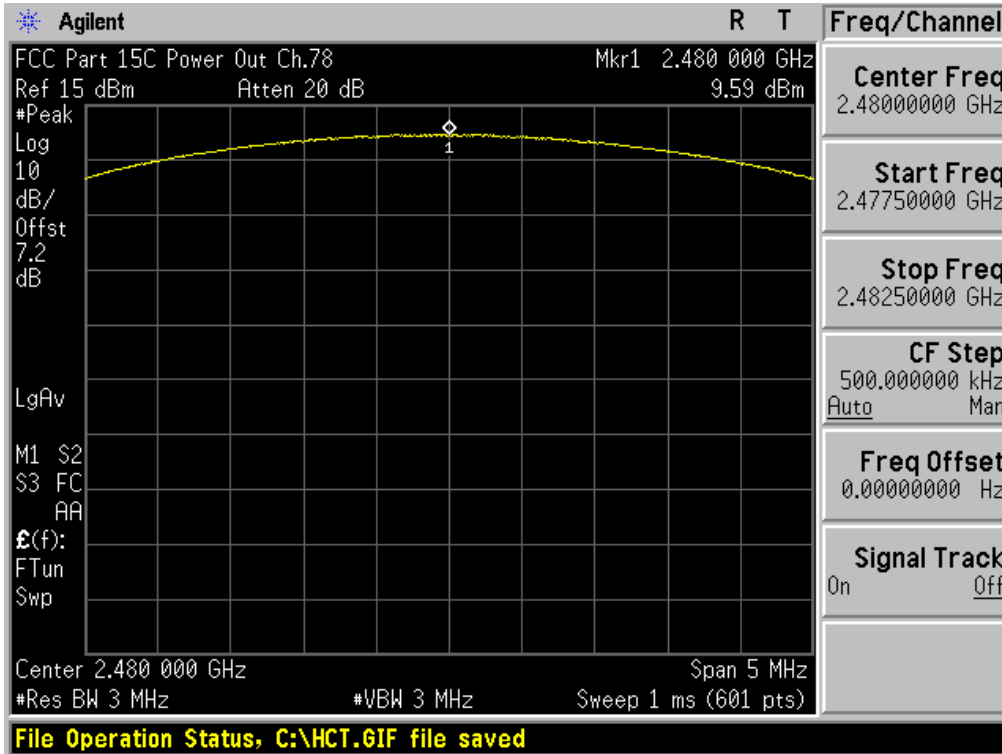
FCC PT.15.247 TEST REPORT	FCC CERTIFICATION REPORT		www.hct.co.kr
Test Report No. HCTR1301FR11	Date of Issue: January 22, 2013	EUT Type: 850/1900 GSM/GPRS/WCDMA Phone with Bluetooth(LE), 802.11b/g/n, NFC and EDGE Rx Only	FCC ID: A3LGTS6810M



Test Plots (8DPSK)
Peak Power (Mid-CH)



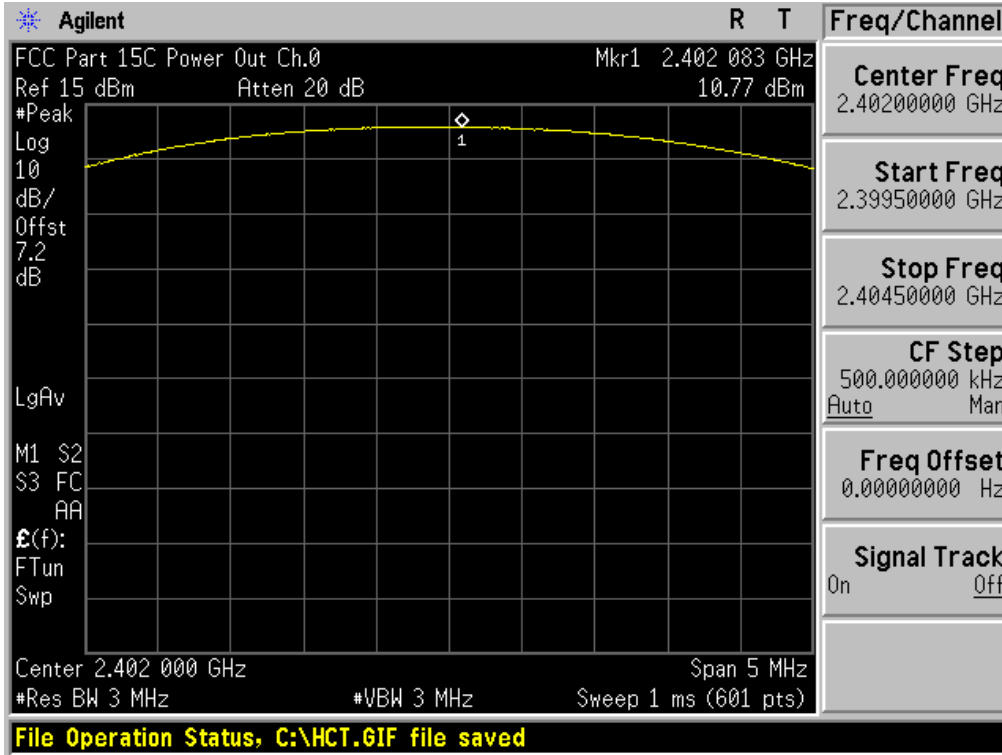
Test Plots (8DPSK)
Peak Power (High-CH)



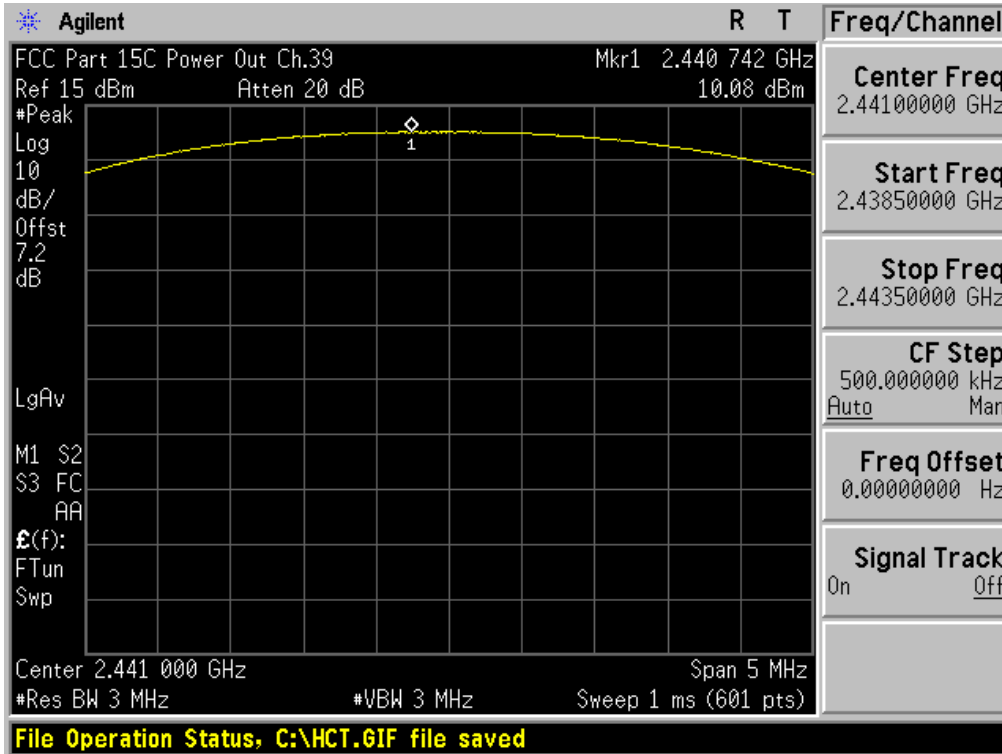
FCC PT.15.247 TEST REPORT	FCC CERTIFICATION REPORT		www.hct.co.kr
Test Report No. HCTR1301FR11	Date of Issue: January 22, 2013	EUT Type: 850/1900 GSM/GPRS/WCDMA Phone with Bluetooth(LE), 802.11b/g/n, NFC and EDGE Rx Only	FCC ID: A3LGTS6810M



Test Plots ($\pi/4$ DQPSK)
Peak Power (Low-CH)



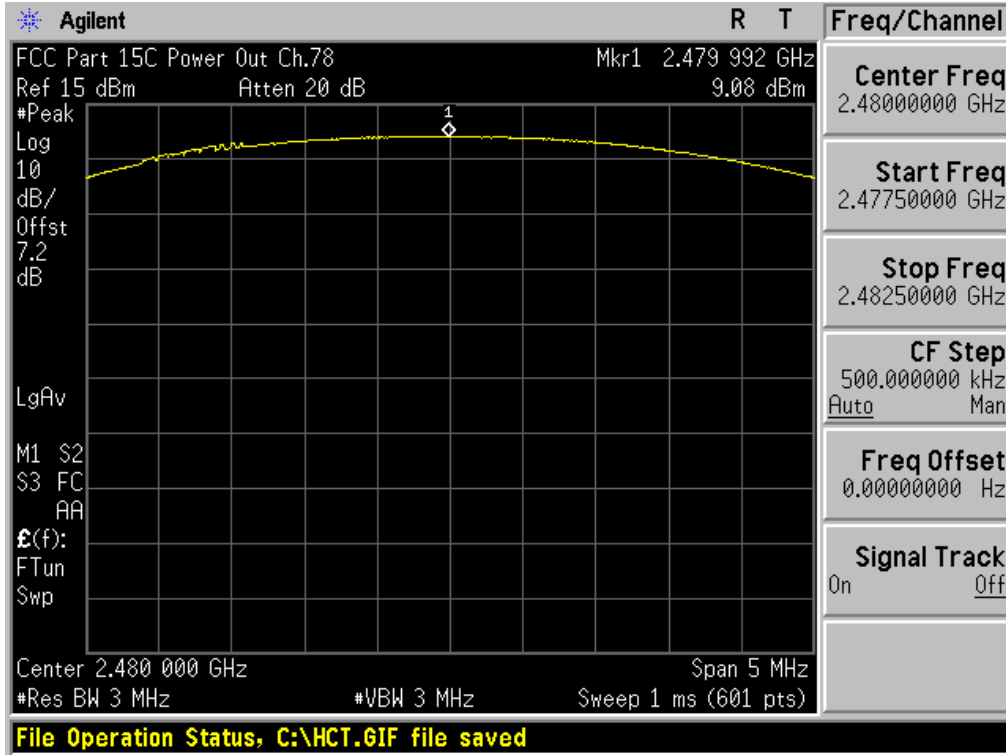
Test Plots ($\pi/4$ DQPSK)
Peak Power (Mid-CH)



FCC PT.15.247 TEST REPORT	FCC CERTIFICATION REPORT		www.hct.co.kr
Test Report No. HCTR1301FR11	Date of Issue: January 22, 2013	EUT Type: 850/1900 GSM/GPRS/WCDMA Phone with Bluetooth(LE), 802.11b/g/n, NFC and EDGE Rx Only	FCC ID: A3LGTS6810M



Test Plots ($\pi/4$ DQPSK)
Peak Power (High-CH)



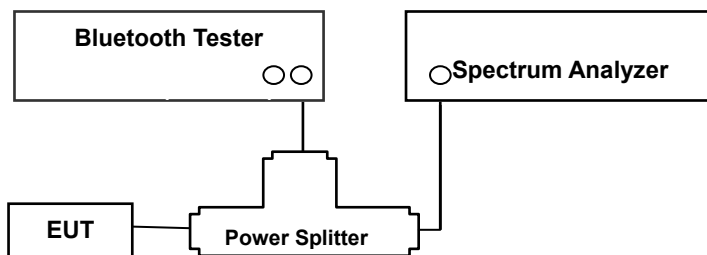
FCC PT.15.247 TEST REPORT		FCC CERTIFICATION REPORT		www.hct.co.kr
Test Report No. HCTR1301FR11	Date of Issue: January 22, 2013	EUT Type: 850/1900 GSM/GPRS/WCDMA Phone with Bluetooth(LE), 802.11b/g/n, NFC and EDGE Rx Only		FCC ID: A3LGTS6810M

8.2 BAND EDGES

LIMIT

According to §15.247(d), in any 100 kHz bandwidth outside the frequency band in which the spread spectrum or digitally modulated intentional radiator is operating, the radio frequency power that is produced by the intentional radiator shall be at least 20 dB below that in the 100 kHz bandwidth within the band that contains the highest level of the desired power, based on either an RF conducted or a radiated measurement, provided the transmitter demonstrates compliance with the peak conducted power limits.

Test Configuration



TEST PROCEDURE

This test is performed with hopping off and hopping on.

The spectrum analyzer is set to :

1. Span = 8 MHz / 10 MHz (with hopping)
2. RBW = 100 kHz
3. VBW = 300 kHz
4. Sweep = auto
5. Detector Mode = Peak

TEST RESULTS

See attached.

Note :

1. The results in plot is already including the actual values of loss for the splitter and cable combination.
2. Spectrum offset = Power Splitter loss + Cable loss
3. We apply to the offset in the 2.4 GHz range that was rounded off to the closest tenth dB. Actual value of loss for the splitter and cable combination is 7.18 dB at 2402 MHz and is 7.23 dB at 2480 MHz. So, 7.2 dB is offset. And the offset gap in the 2.4 GHz range do not affect the band edge measurement final result.

FCC PT.15.247 TEST REPORT		FCC CERTIFICATION REPORT		www.hct.co.kr
Test Report No. HCTR1301FR11	Date of Issue: January 22, 2013	EUT Type: 850/1900 GSM/GPRS/WCDMA Phone with Bluetooth(LE), 802.11b/g/n, NFC and EDGE Rx Only		FCC ID: A3LGTS6810M

Test Data

- Without hopping

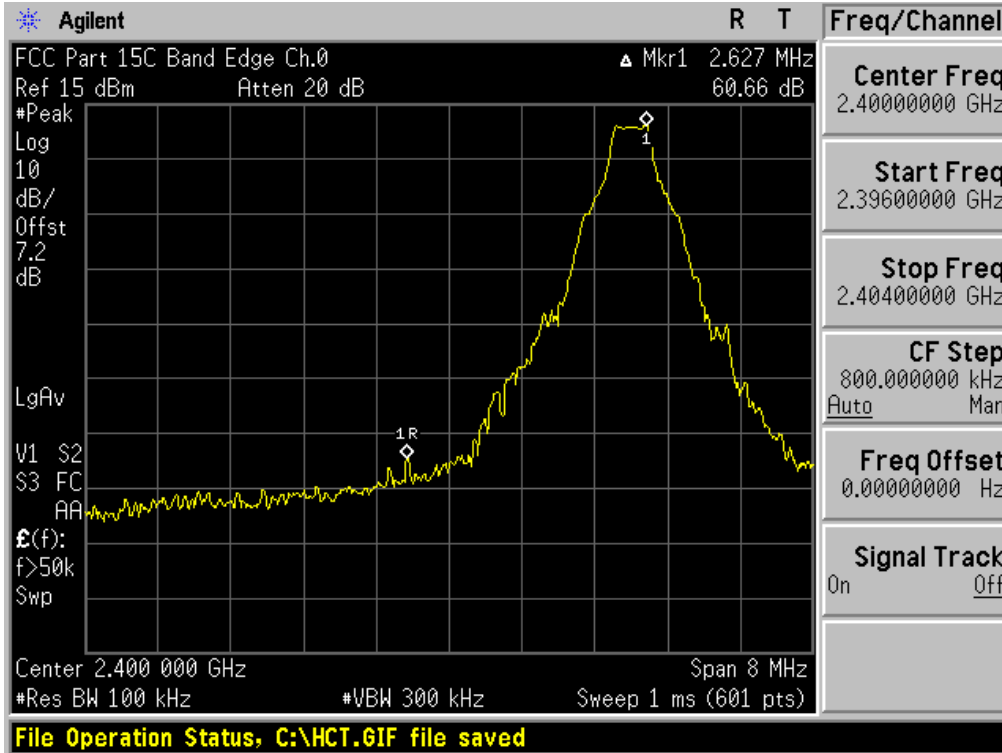
Channel	Frequency (MHz)	GFSK	8DPSK	$\pi/4$ DQPSK	Limit (dBc)	Margin			Result
		(dB)	(dB)	(dB)		GFSK (dBc)	8DPSK (dBc)	$\pi/4$ DQPSK (dBc)	
Low	2402	60.66	55.35	55.28	20	40.66	35.35	35.28	PASS
High	2480	64.37	63.99	63.04		44.37	43.99	43.04	PASS

- With hopping

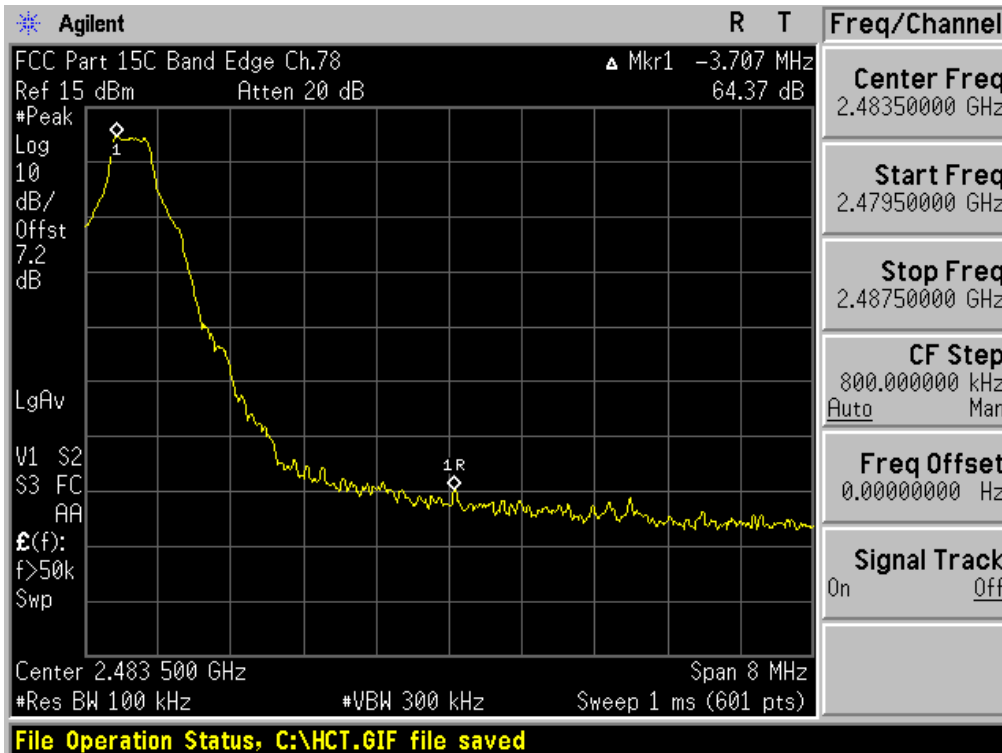
Channel	Frequency (MHz)	GFSK	8DPSK	$\pi/4$ DQPSK	Limit (dBc)	Margin			Result
		(dB)	(dB)	(dB)		GFSK (dBc)	8DPSK (dBc)	$\pi/4$ DQPSK (dBc)	
Low	2402	64.67	55.20	53.08	20	44.67	35.20	33.08	PASS
High	2480	66.85	63.73	60.50		46.85	43.73	40.50	PASS



Test Plots without hopping (GFSK)
Band Edges (Low-CH)



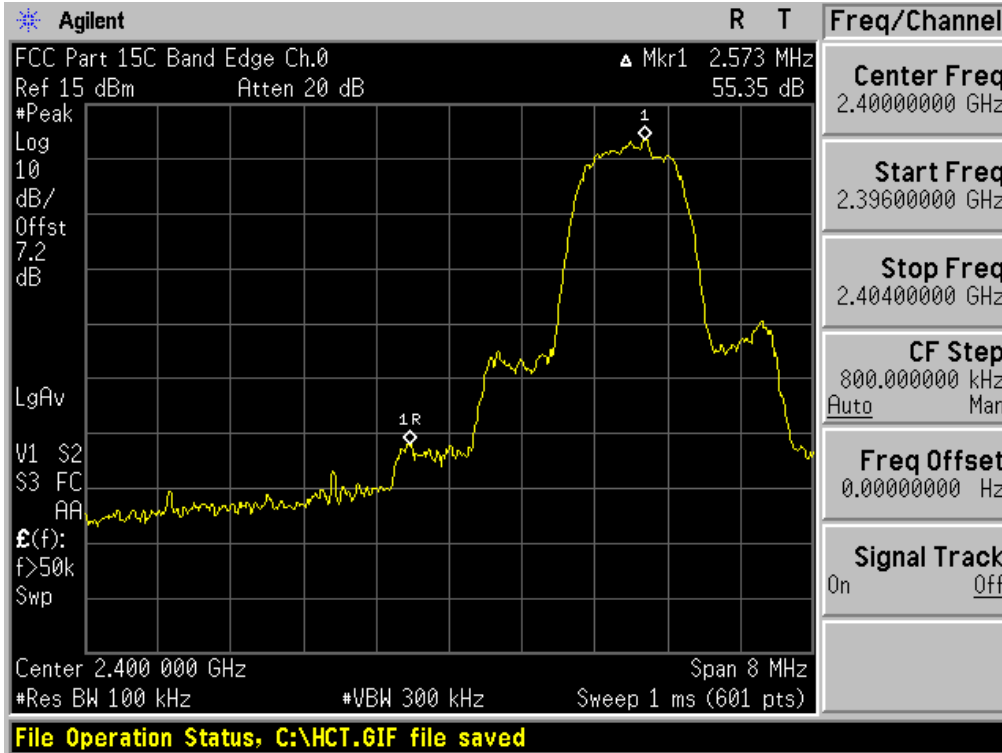
Test Plots without hopping (GFSK)
Band Edges (High-CH)



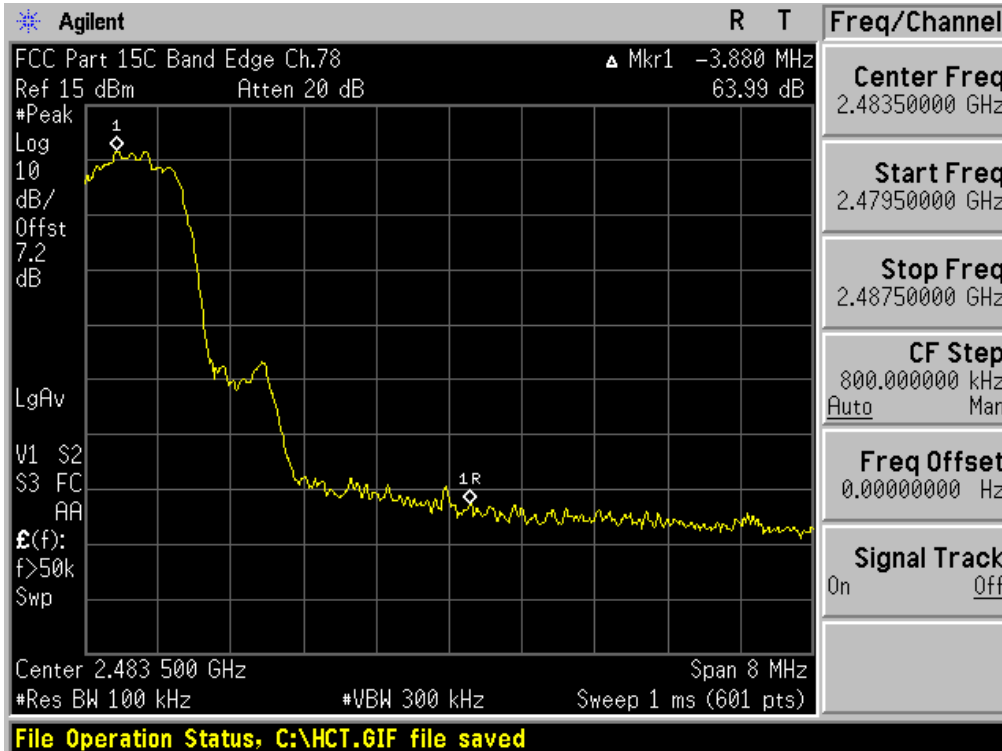
FCC PT.15.247 TEST REPORT	FCC CERTIFICATION REPORT		www.hct.co.kr
Test Report No. HCTR1301FR11	Date of Issue: January 22, 2013	EUT Type: 850/1900 GSM/GPRS/WCDMA Phone with Bluetooth(LE), 802.11b/g/n, NFC and EDGE Rx Only	FCC ID: A3LGTS6810M



Test Plots without hopping (8DPSK)
Band Edges (Low-CH)



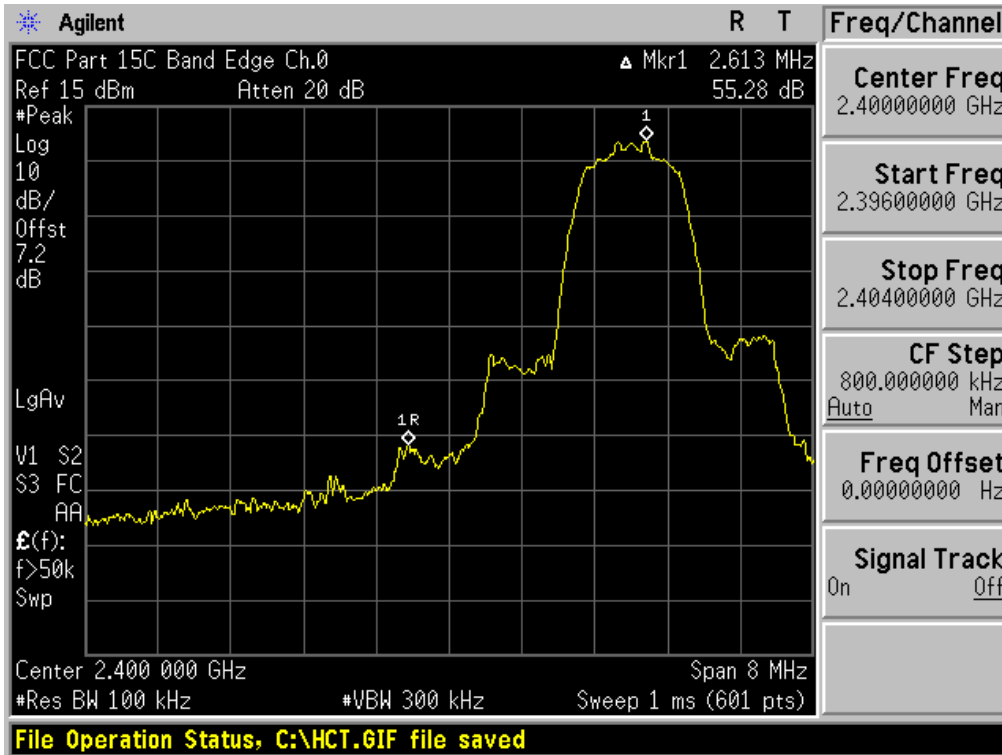
Test Plots without hopping (8DPSK)
Band Edges (High-CH)



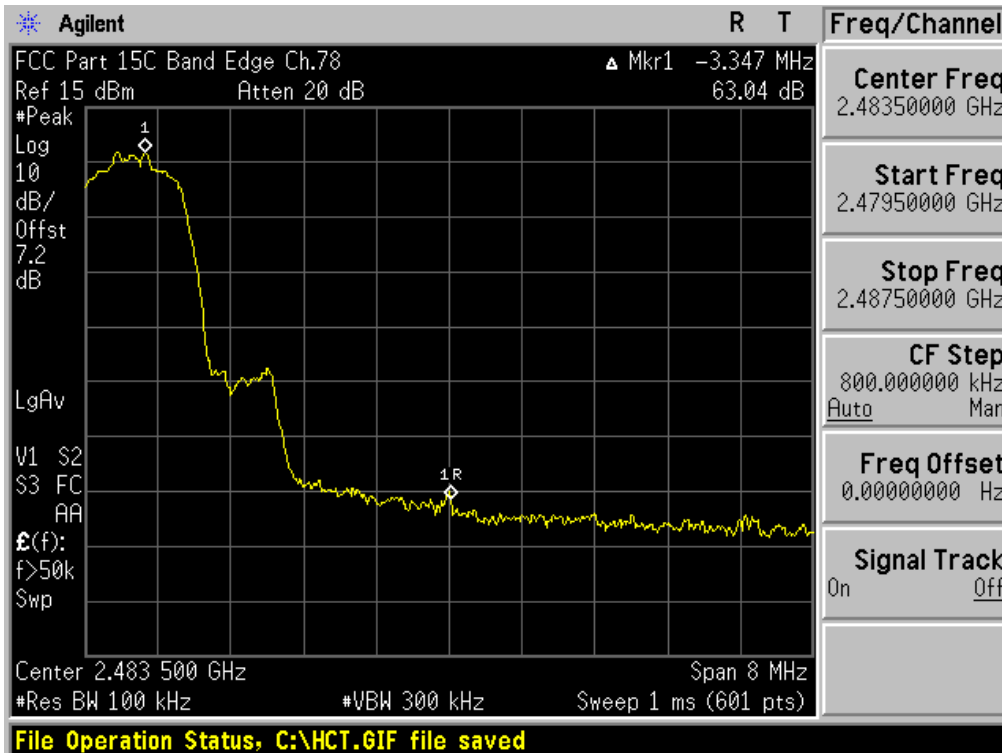
FCC PT.15.247 TEST REPORT	FCC CERTIFICATION REPORT		www.hct.co.kr
Test Report No. HCTR1301FR11	Date of Issue: January 22, 2013	EUT Type: 850/1900 GSM/GPRS/WCDMA Phone with Bluetooth(LE), 802.11b/g/n, NFC and EDGE Rx Only	FCC ID: A3LGTS6810M



Test Plots without hopping ($\pi/4$ DQPSK)
Band Edges (Low-CH)



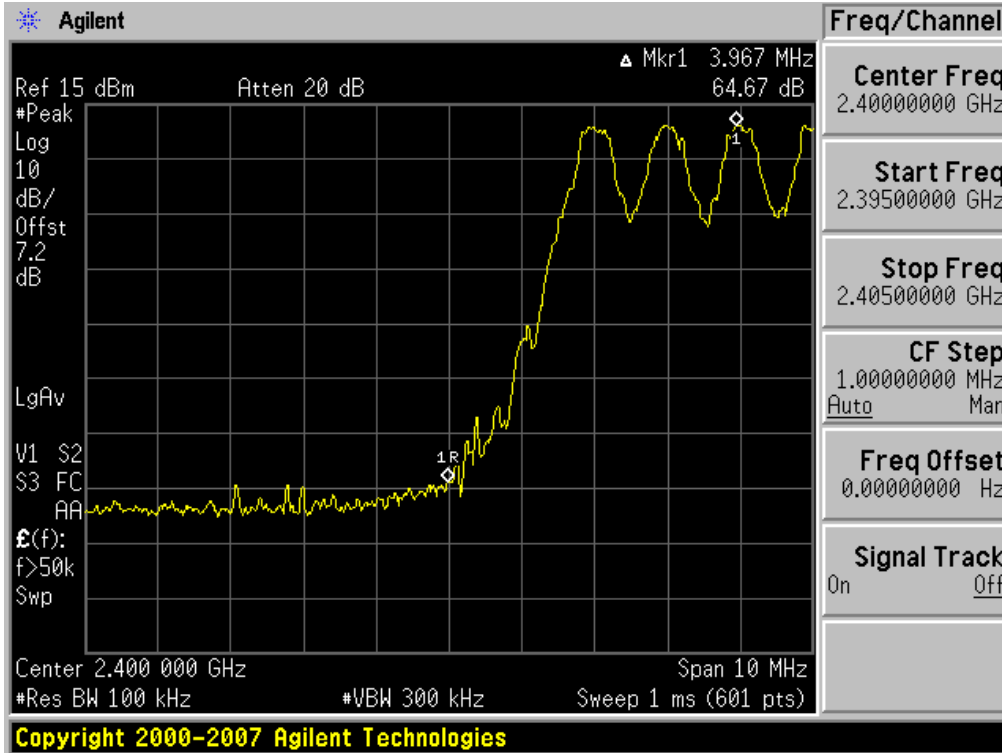
Test Plots without hopping ($\pi/4$ DQPSK)
Band Edges (High-CH)



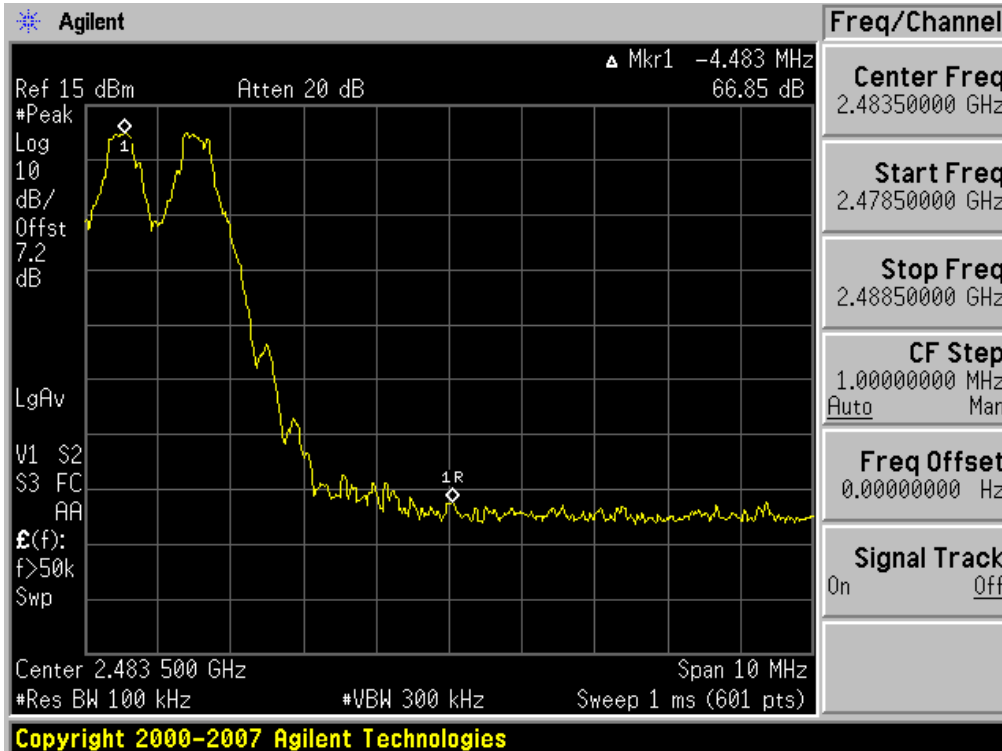
FCC PT.15.247 TEST REPORT		FCC CERTIFICATION REPORT		www.hct.co.kr
Test Report No. HCTR1301FR11	Date of Issue: January 22, 2013	EUT Type: 850/1900 GSM/GPRS/WCDMA Phone with Bluetooth(LE), 802.11b/g/n, NFC and EDGE Rx Only		FCC ID: A3LGTS6810M



Test Plots with hopping (GFSK)
Band Edges (Low-CH)



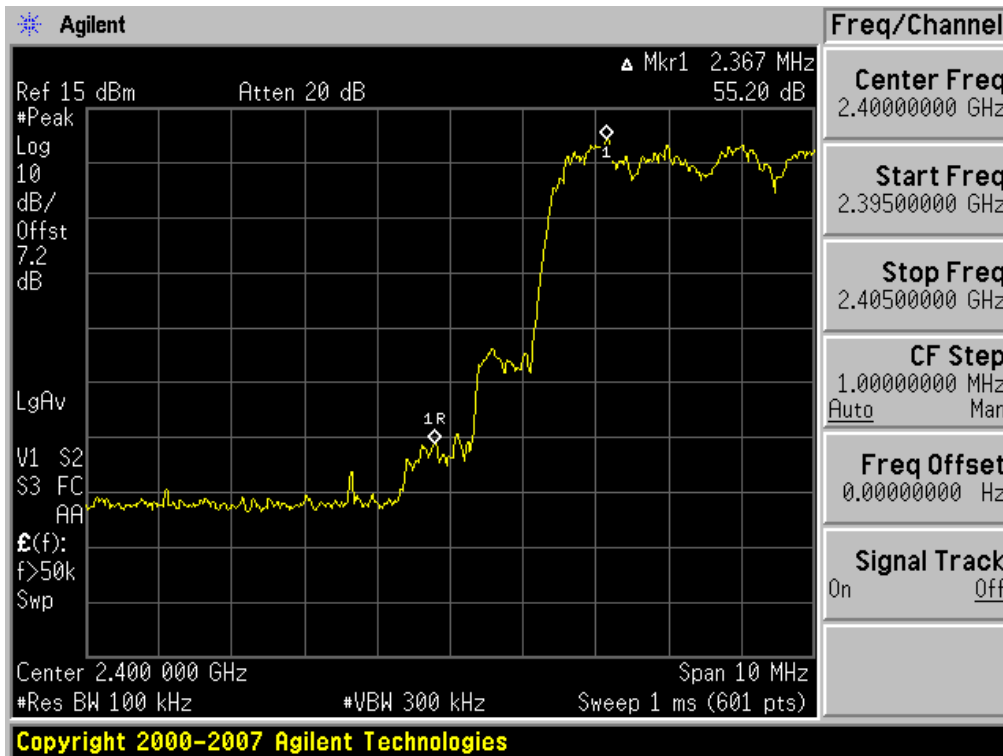
Test Plots with hopping (GFSK)
Band Edges (High-CH)



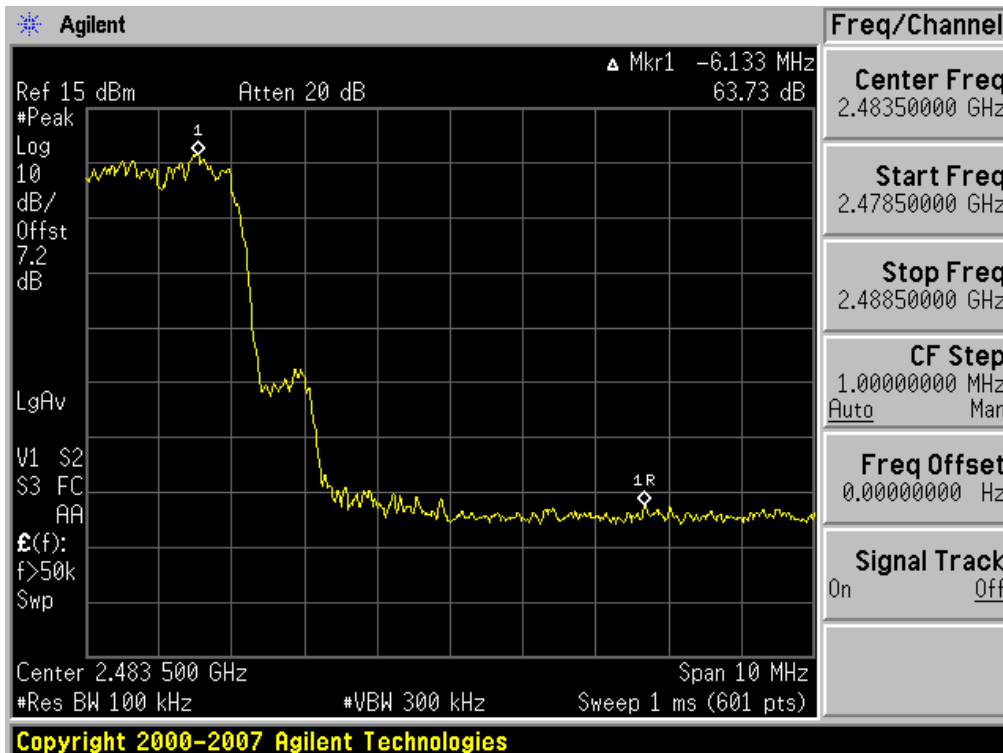
FCC PT.15.247 TEST REPORT		FCC CERTIFICATION REPORT		www.hct.co.kr
Test Report No. HCTR1301FR11	Date of Issue: January 22, 2013	EUT Type: 850/1900 GSM/GPRS/WCDMA Phone with Bluetooth(LE), 802.11b/g/n, NFC and EDGE Rx Only	FCC ID: A3LGTS6810M	



Test Plots with hopping (8DPSK)
Band Edges (Low-CH)



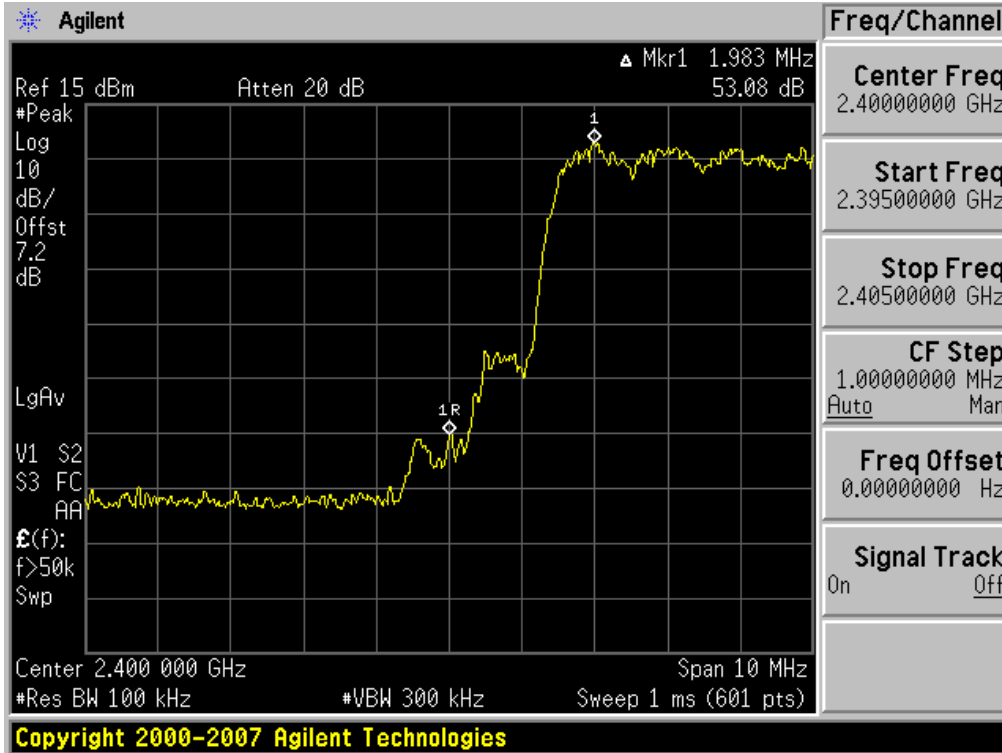
Test Plots with hopping (8DPSK)
Band Edges (High-CH)



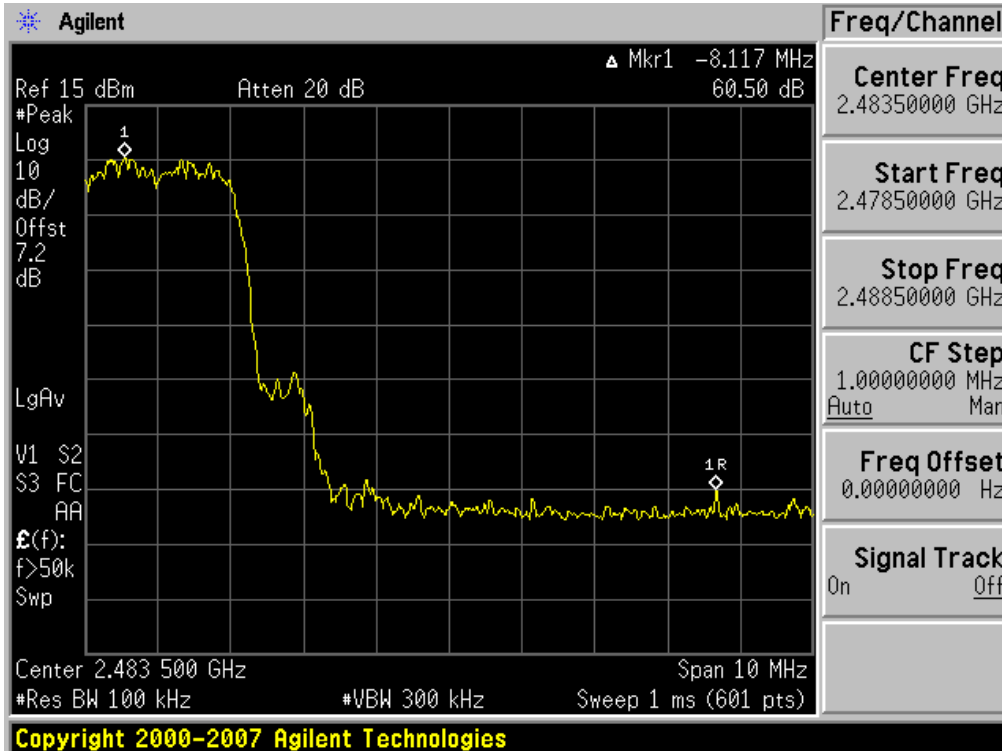
FCC PT.15.247 TEST REPORT	FCC CERTIFICATION REPORT		www.hct.co.kr
Test Report No. HCTR1301FR11	Date of Issue: January 22, 2013	EUT Type: 850/1900 GSM/GPRS/WCDMA Phone with Bluetooth(LE), 802.11b/g/n, NFC and EDGE Rx Only	FCC ID: A3LGTS6810M



Test Plots with hopping ($\pi/4$ DQPSK)
Band Edges (Low-CH)



Test Plots with hopping ($\pi/4$ DQPSK)
Band Edges (High-CH)



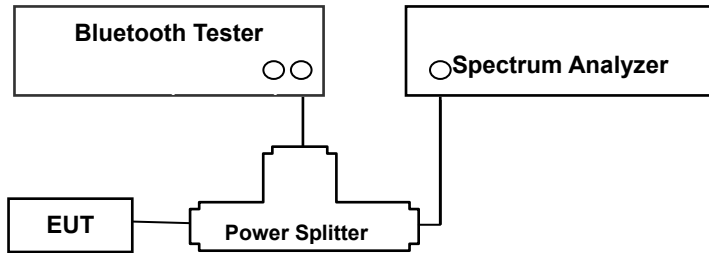
FCC PT.15.247 TEST REPORT	FCC CERTIFICATION REPORT		www.hct.co.kr
Test Report No. HCTR1301FR11	Date of Issue: January 22, 2013	EUT Type: 850/1900 GSM/GPRS/WCDMA Phone with Bluetooth(LE), 802.11b/g/n, NFC and EDGE Rx Only	FCC ID: A3LGTS6810M

8.3 FREQUENCY SEPARATION / OCCUPIED BANDWIDTH (99% BW)

LIMIT

According to §15.247(a)(1), Frequency hopping systems operating in the 2400–2483.5 MHz band may have hopping channel carrier frequencies that are separated by 25 kHz or two-thirds of the 20 dB bandwidth of the hopping channel, whichever is greater.

Test Configuration



TEST PROCEDURE

The Channel Separation test is performed with hopping on. And the 20 dB Bandwidth test is performed with hopping off.

The spectrum analyzer is set to :

1. Span = 3 MHz
2. RBW = 30 kHz
3. VBW = 100 kHz
4. Sweep = auto

The trace was allowed to stabilize. The marker-delta function was used to determine the separation between the peaks of the adjacent channels.

TEST RESULTS

No non-compliance noted

FCC PT.15.247 TEST REPORT		FCC CERTIFICATION REPORT		www.hct.co.kr
Test Report No. HCTR1301FR11	Date of Issue: January 22, 2013	EUT Type: 850/1900 GSM/GPRS/WCDMA Phone with Bluetooth(LE), 802.11b/g/n, NFC and EDGE Rx Only		FCC ID: A3LGTS6810M

Test Data

Channel Separation (kHz)			20dB Bandwidth (kHz)				Limit (kHz)	Result
GFSK	8DPSK	$\pi/4$ DQPSK	Channel	GFSK	8DPSK	4DQPSK		
990	1005	1010	Low CH	936.0	1303.0	1344.0	>25 or >2/3 of the 20dB BW	Pass
			Middle CH	989.0	1305.0	1335.0		
			High CH	935.5	1322.0	1333.0		

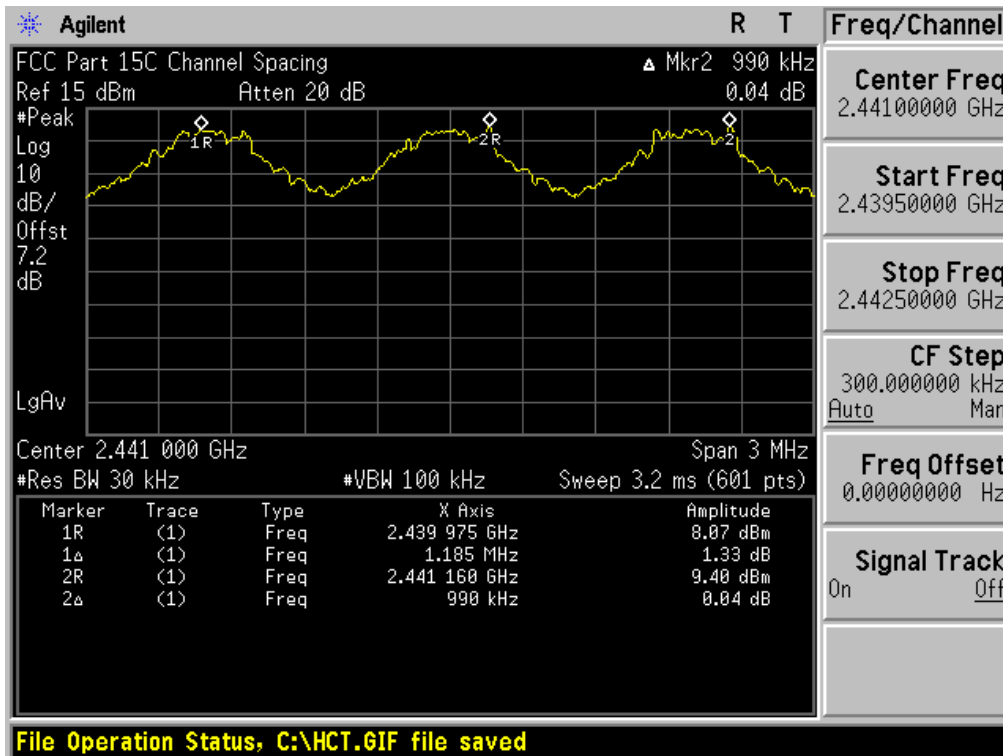
Occupied Bandwidth (99% BW)

99% BW (kHz)			
Channel	GFSK	8DPSK	4DQPSK
Low CH	879.4	1194.2	1195.9
Middle CH	898.9	1194.1	1194.8
High CH	873.0	1202.1	1193.6

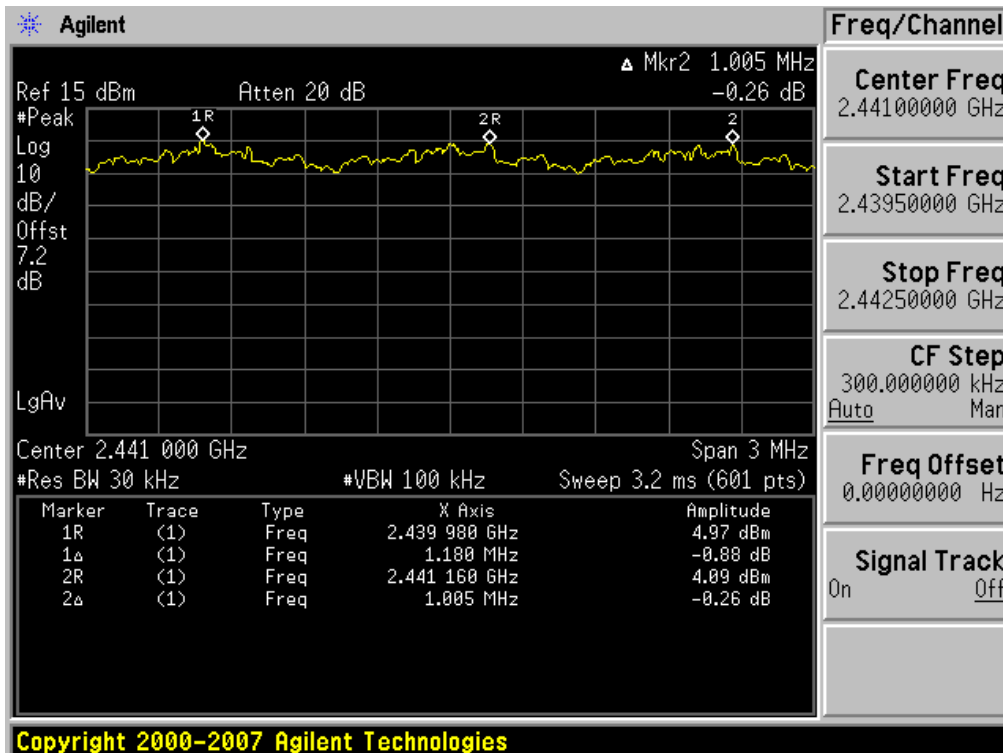
Note : We can not know what use channel in AFH mode. So, we can not test in AFH mode. Also, if the test performs some channel in AFH mode, the test result is not different with normal mode.



Test Plots (GFSK)
Channel Separation



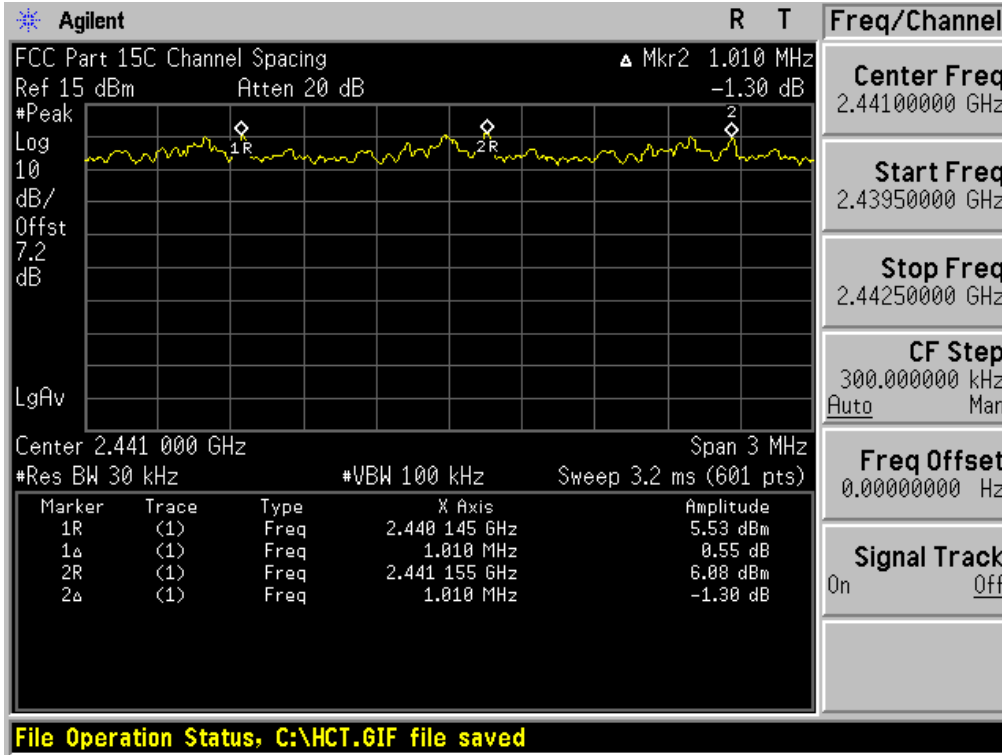
Test Plots (8DPSK)
Channel Separation



FCC PT.15.247 TEST REPORT	FCC CERTIFICATION REPORT		www.hct.co.kr
Test Report No. HCTR1301FR11	Date of Issue: January 22, 2013	EUT Type: 850/1900 GSM/GPRS/WCDMA Phone with Bluetooth(LE), 802.11b/g/n, NFC and EDGE Rx Only	FCC ID: A3LGTS6810M



Test Plots ($\pi/4$ DQPSK)
Channel Separation

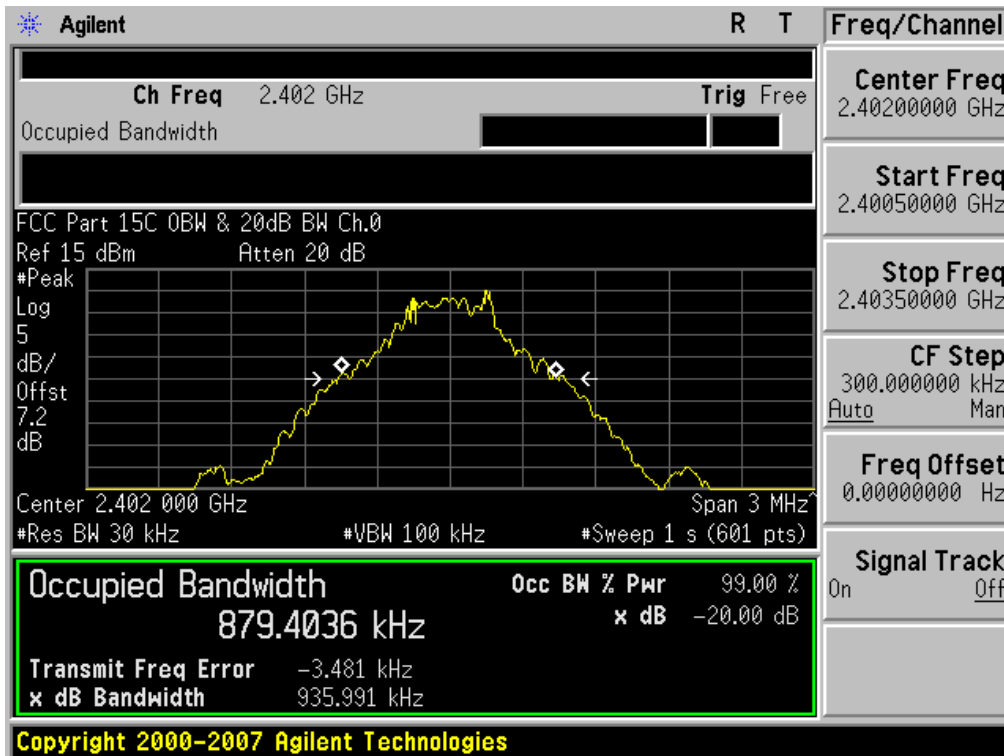


FCC PT.15.247 TEST REPORT	FCC CERTIFICATION REPORT		www.hct.co.kr
Test Report No. HCTR1301FR11	Date of Issue: January 22, 2013	EUT Type: 850/1900 GSM/GPRS/WCDMA Phone with Bluetooth(LE), 802.11b/g/n, NFC and EDGE Rx Only	FCC ID: A3LGTS6810M



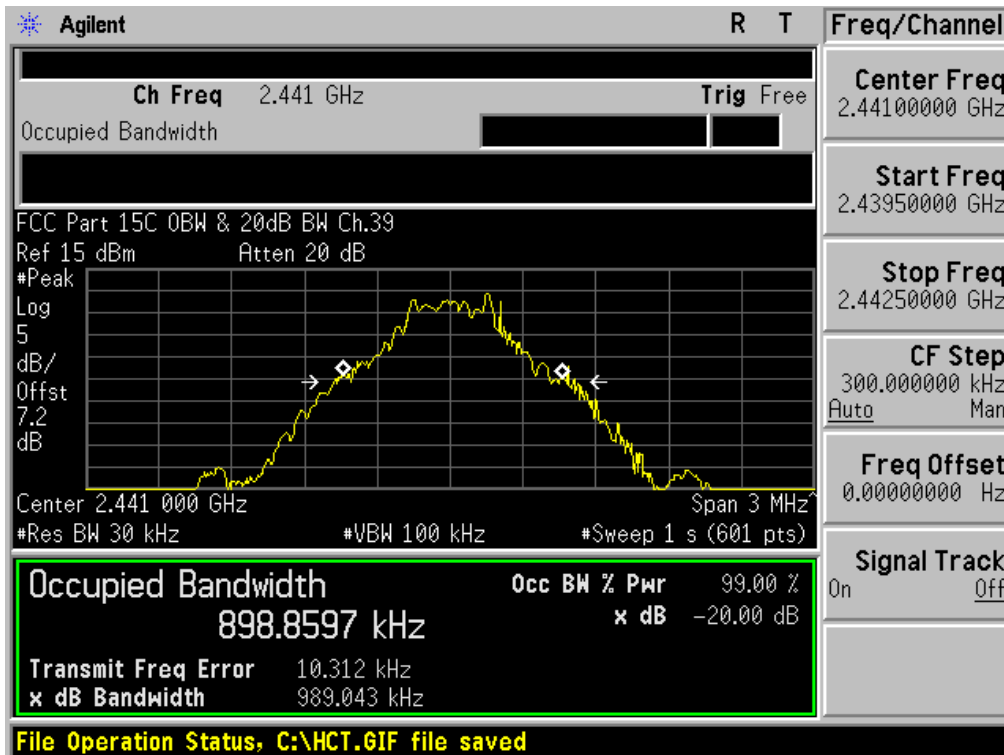
Test Plots (GFSK)

20 dB Bandwidth & Occupied Bandwidth (Low-CH)



Test Plots (GFSK)

20 dB Bandwidth & Occupied Bandwidth (Mid-CH)

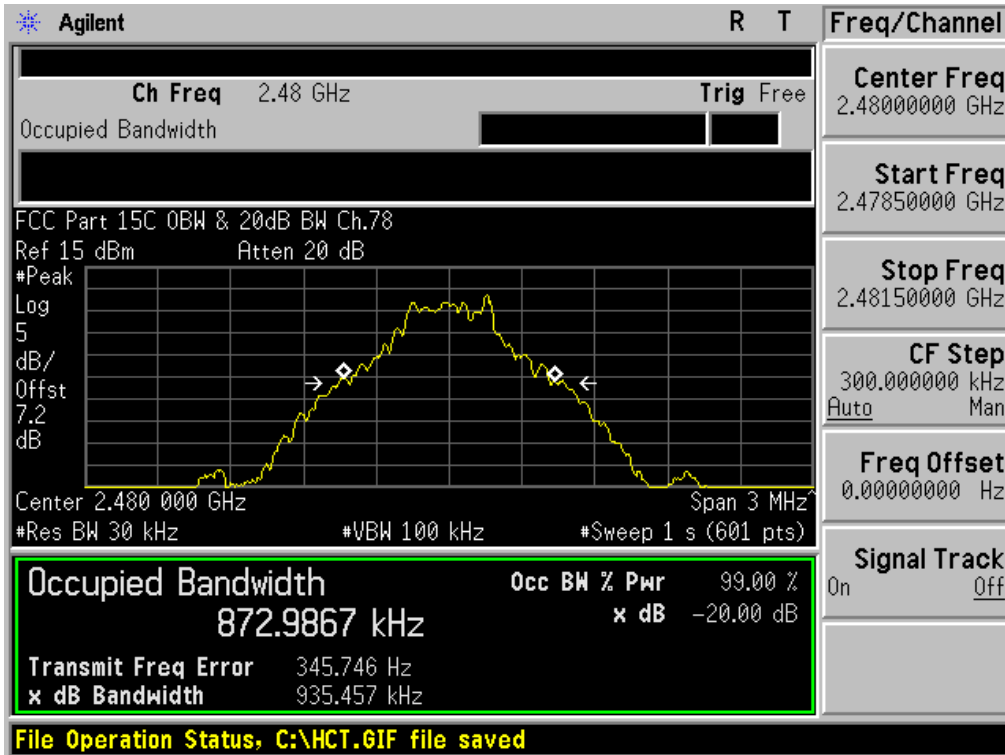


FCC PT.15.247 TEST REPORT	FCC CERTIFICATION REPORT		www.hct.co.kr
Test Report No. HCTR1301FR11	Date of Issue: January 22, 2013	EUT Type: 850/1900 GSM/GPRS/WCDMA Phone with Bluetooth(LE), 802.11b/g/n, NFC and EDGE Rx Only	FCC ID: A3LGTS6810M



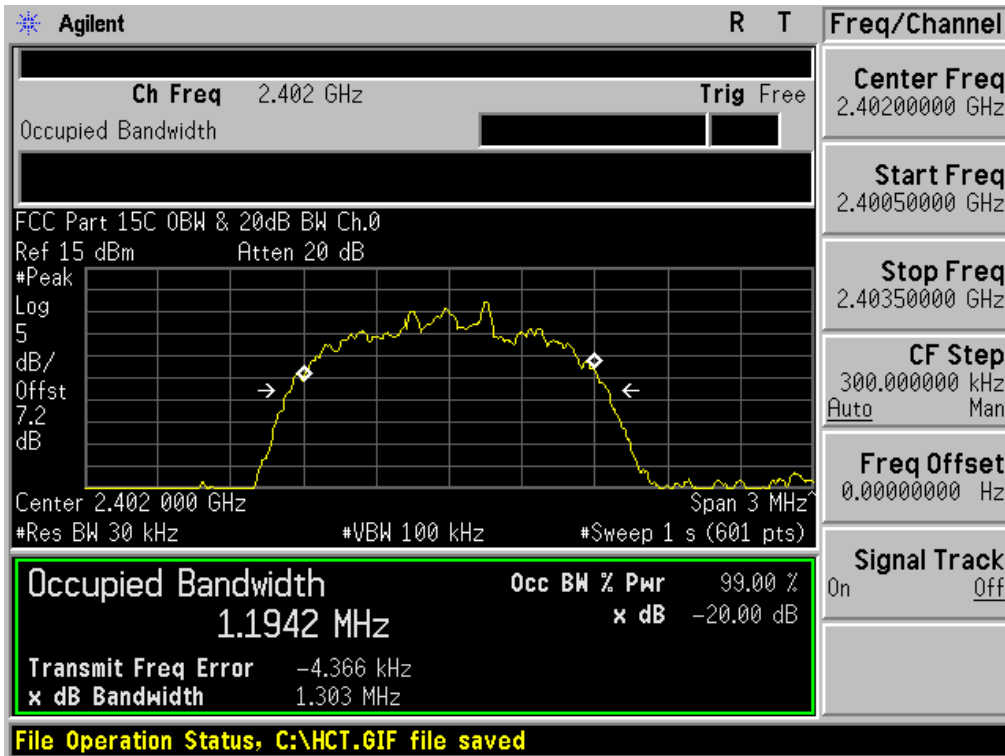
Test Plots (GFSK)

20 dB Bandwidth & Occupied Bandwidth (High-CH)



Test Plots (8DPSK)

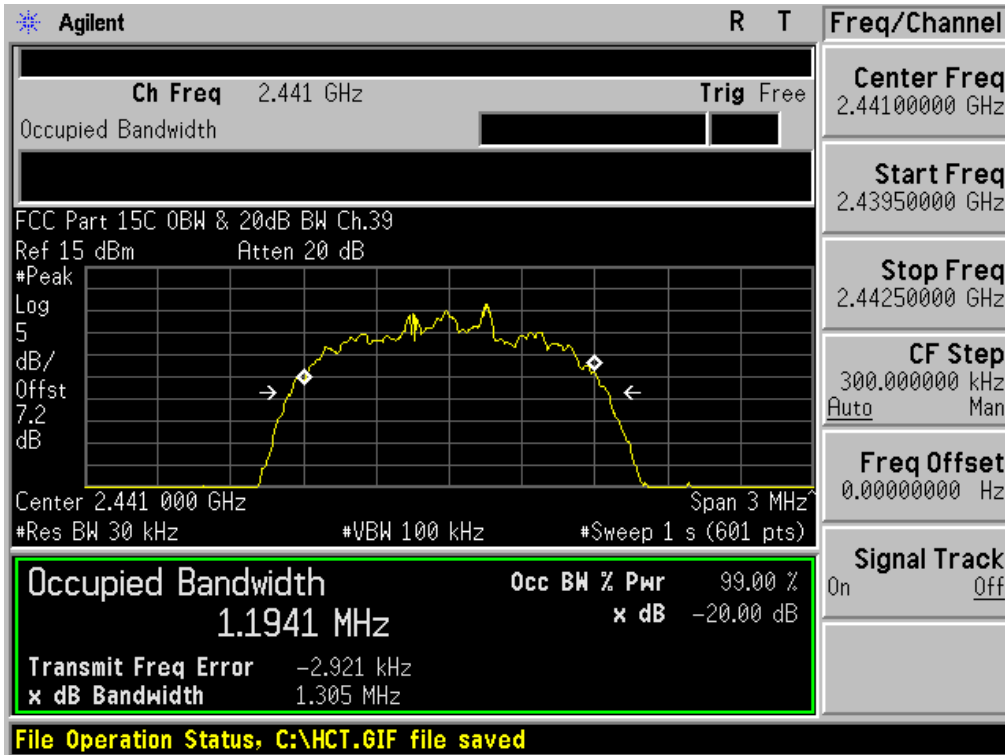
20 dB Bandwidth & Occupied Bandwidth (Low-CH)



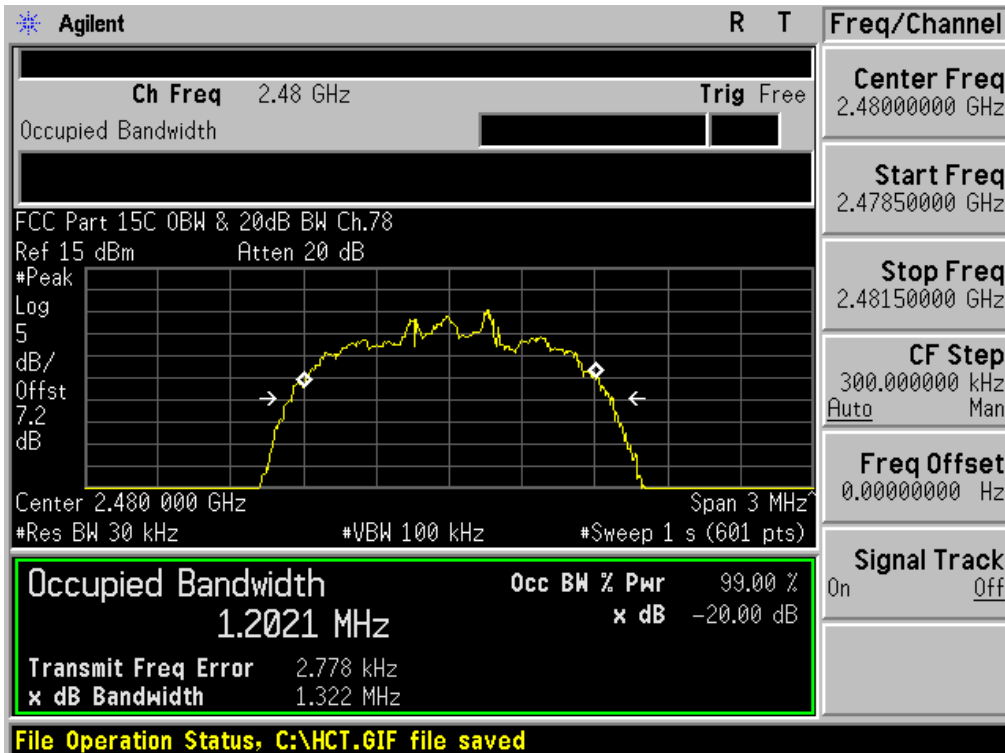
FCC PT.15.247 TEST REPORT	FCC CERTIFICATION REPORT		www.hct.co.kr
Test Report No. HCTR1301FR11	Date of Issue: January 22, 2013	EUT Type: 850/1900 GSM/GPRS/WCDMA Phone with Bluetooth(LE), 802.11b/g/n, NFC and EDGE Rx Only	FCC ID: A3LGTS6810M



Test Plots (8DPSK)
20 dB Bandwidth & Occupied Bandwidth (Mid-CH)



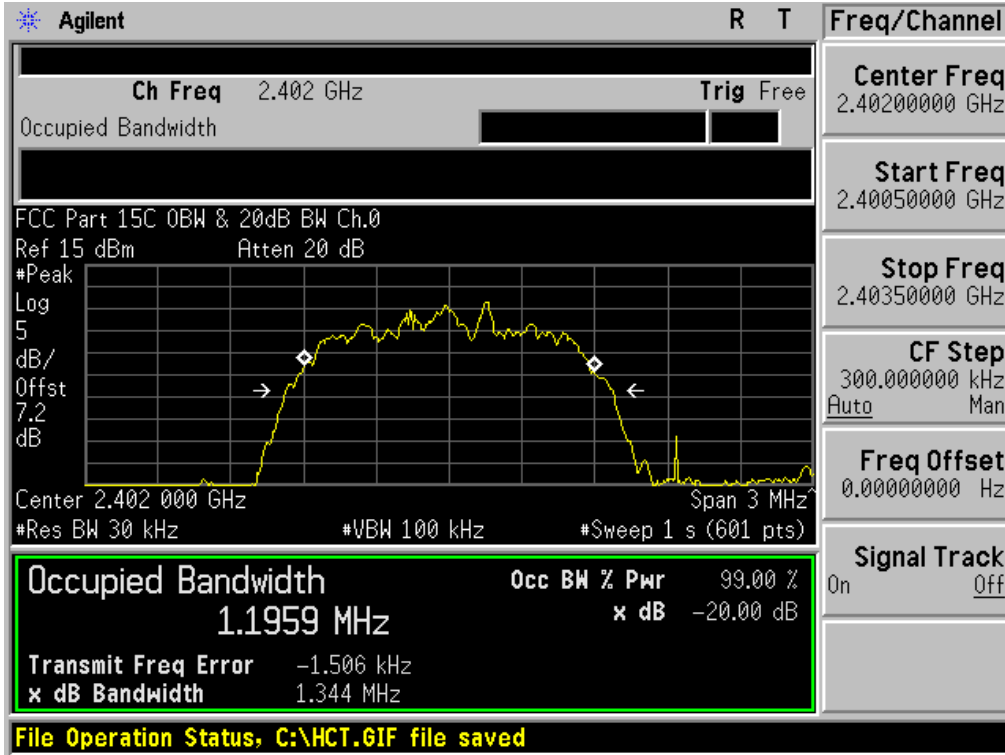
Test Plots (8DPSK)
20 dB Bandwidth & Occupied Bandwidth (High-CH)



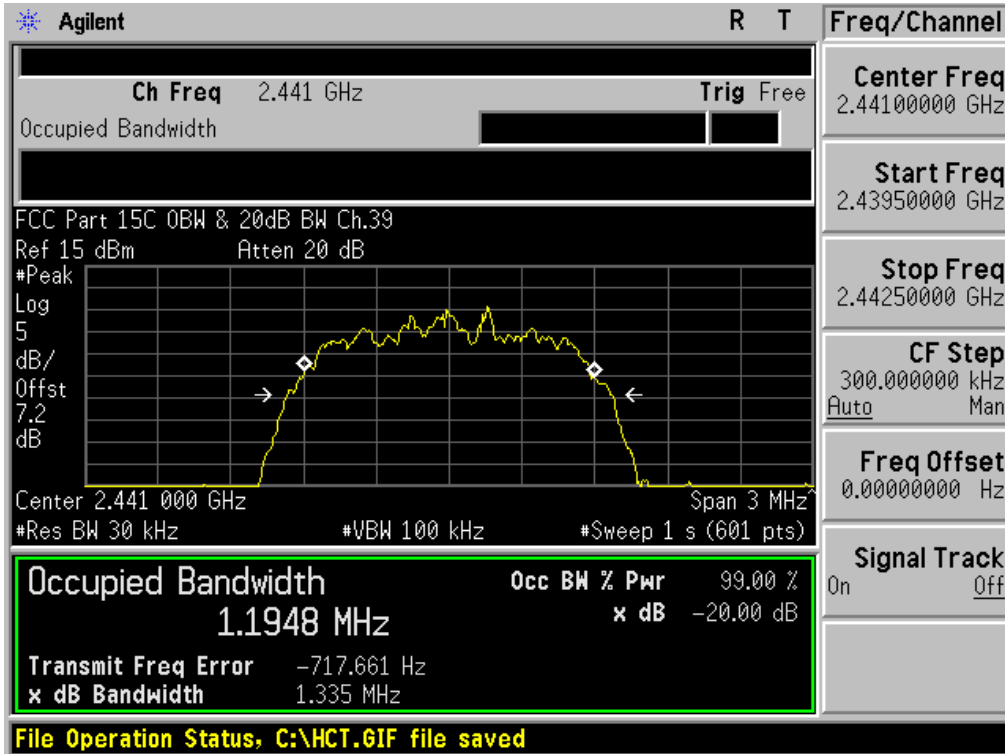
FCC PT.15.247 TEST REPORT	FCC CERTIFICATION REPORT		www.hct.co.kr
Test Report No. HCTR1301FR11	Date of Issue: January 22, 2013	EUT Type: 850/1900 GSM/GPRS/WCDMA Phone with Bluetooth(LE), 802.11b/g/n, NFC and EDGE Rx Only	FCC ID: A3LGTS6810M



Test Plots ($\pi/4$ DQPSK)
20 dB Bandwidth & Occupied Bandwidth (Low-CH)



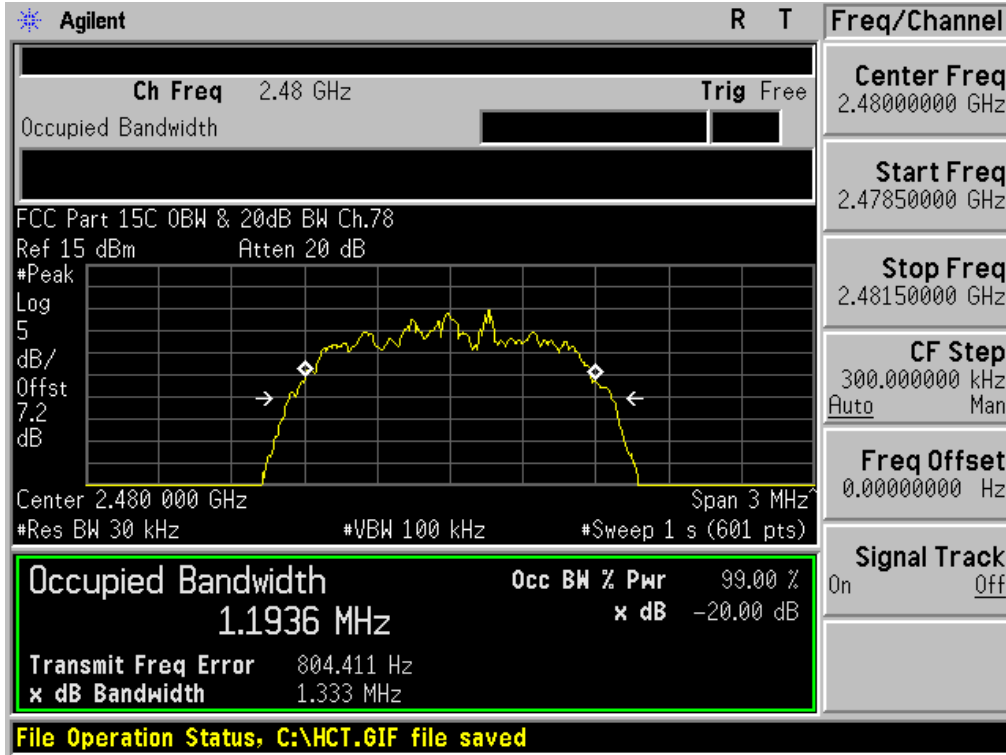
Test Plots ($\pi/4$ DQPSK)
20 dB Bandwidth & Occupied Bandwidth (Mid-CH)



FCC PT.15.247 TEST REPORT		FCC CERTIFICATION REPORT		www.hct.co.kr
Test Report No. HCTR1301FR11	Date of Issue: January 22, 2013	EUT Type: 850/1900 GSM/GPRS/WCDMA Phone with Bluetooth(LE), 802.11b/g/n, NFC and EDGE Rx Only	FCC ID: A3LGTS6810M	



Test Plots ($\pi/4$ DQPSK)
 20 dB Bandwidth & Occupied Bandwidth (High-CH)



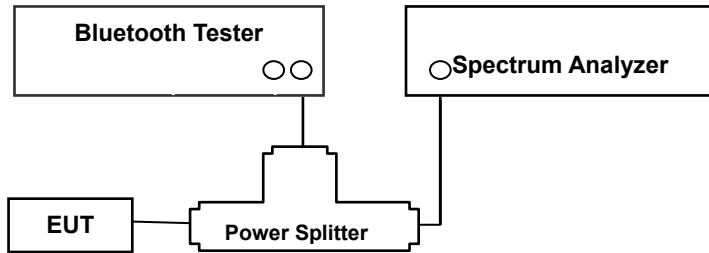
FCC PT.15.247 TEST REPORT	FCC CERTIFICATION REPORT		www.hct.co.kr
Test Report No. HCTR1301FR11	Date of Issue: January 22, 2013	EUT Type: 850/1900 GSM/GPRS/WCDMA Phone with Bluetooth(LE), 802.11b/g/n, NFC and EDGE Rx Only	FCC ID: A3LGTS6810M

8.4 NUMBER OF HOPPING FREQUENCY

LIMIT

According to §15.247(a)(1)(iii), Frequency hopping systems operating in the 2400 MHz ~ 2483.5 MHz bands shall use at least 15 hopping frequencies.

Test Configuration



TEST PROCEDURE

The Bluetooth frequency hopping function of the EUT was enabled. The spectrum analyzer was set to :

1. Span = the frequency band of operation (Start = 2400 MHz, Stop = 2483.5 MHz)
2. RBW = 300 kHz
3. VBW = 300 kHz
4. Sweep = auto

The trace was allowed to stabilize.

TEST RESULTS

No non-compliance noted

Test Data

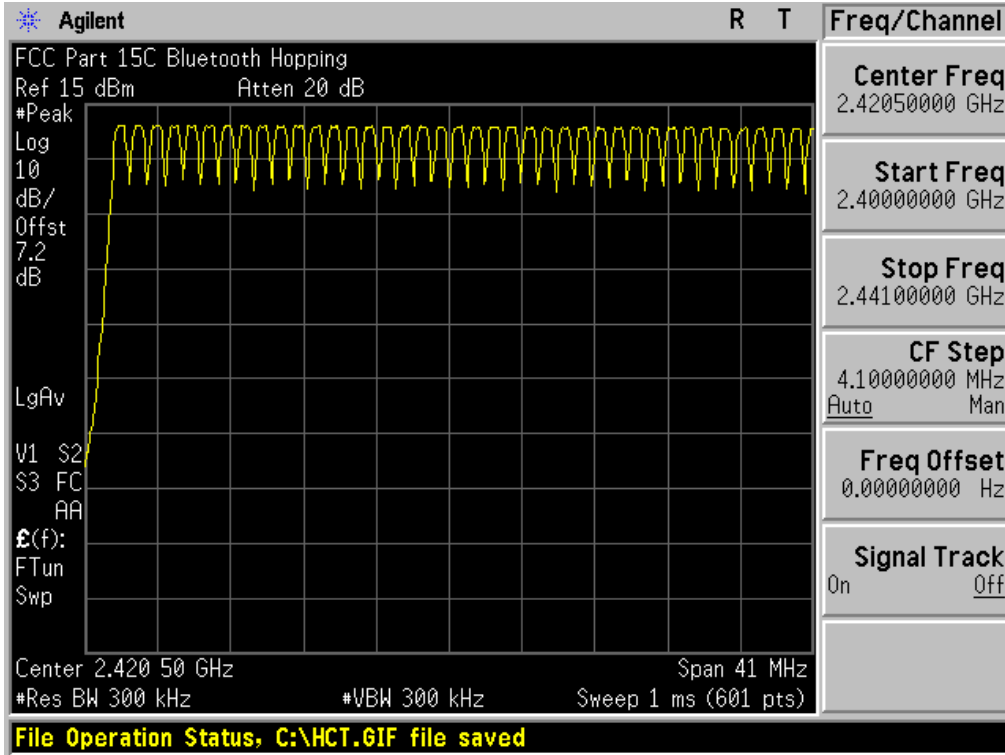
Result (No. of CH)			Limit	Result
GFSK	8DPSK	$\pi/4$ DQPSK		
79	79	79	>15	Pass

Note : In case of AFH mode, minimum number of hopping channels is 20.



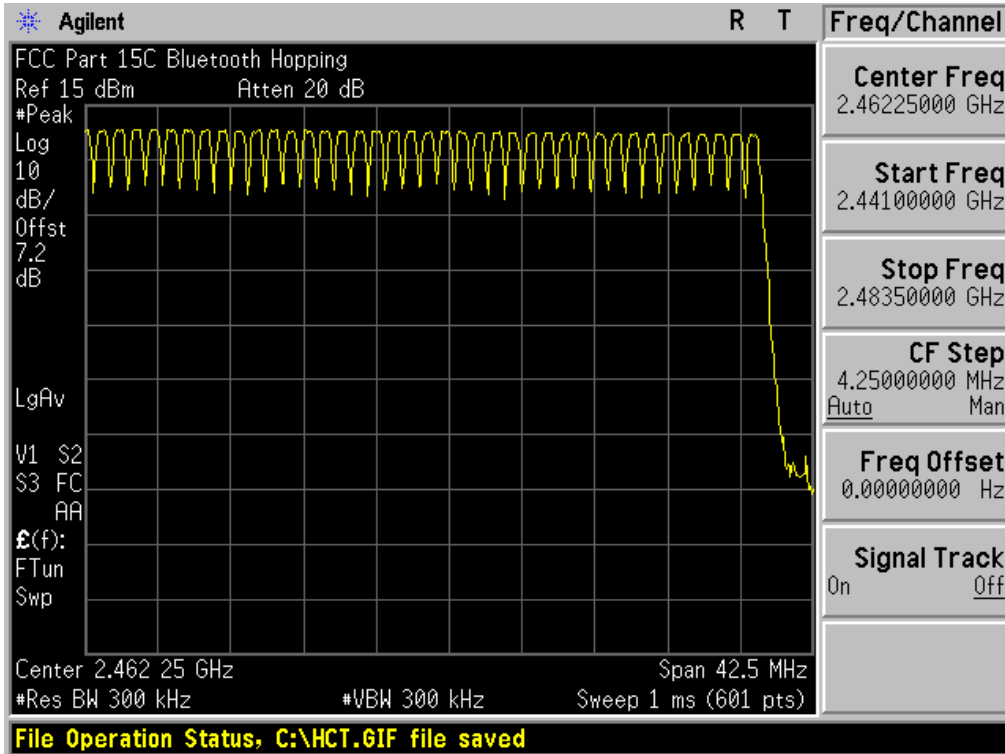
Test Plots (GFSK)

Number of Channels (2.4 GHz - 2.441 GHz)



Test Plots (GFSK)

Number of Channels (2.441 GHz - 2.4835 GHz)

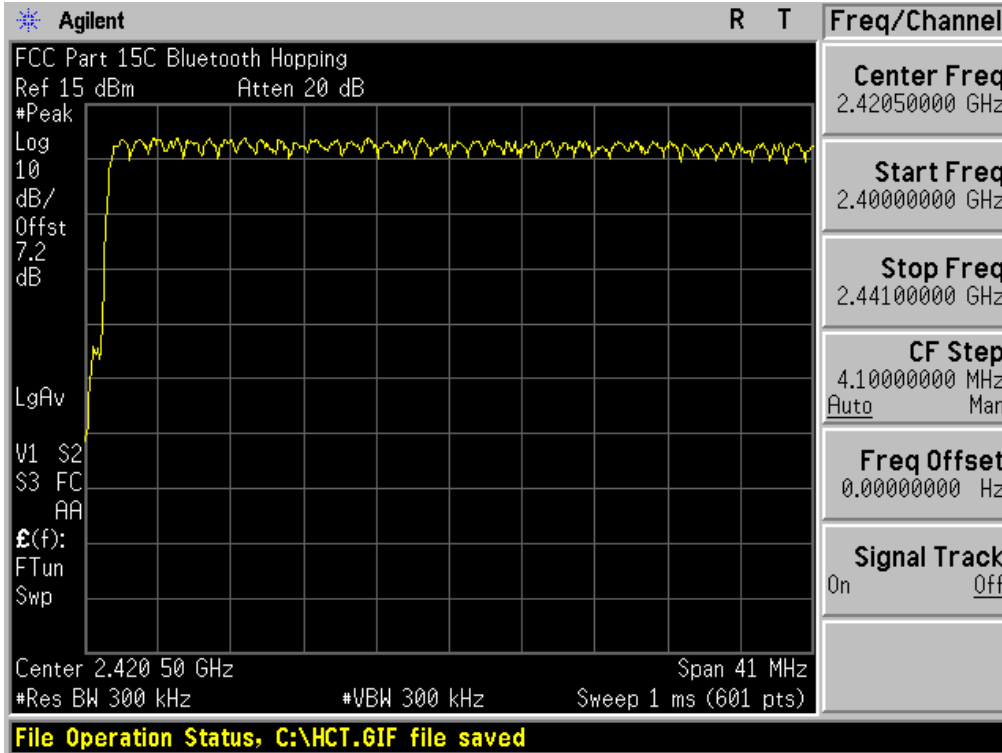


FCC PT.15.247 TEST REPORT	FCC CERTIFICATION REPORT		www.hct.co.kr
Test Report No. HCTR1301FR11	Date of Issue: January 22, 2013	EUT Type: 850/1900 GSM/GPRS/WCDMA Phone with Bluetooth(LE), 802.11b/g/n, NFC and EDGE Rx Only	FCC ID: A3LGTS6810M



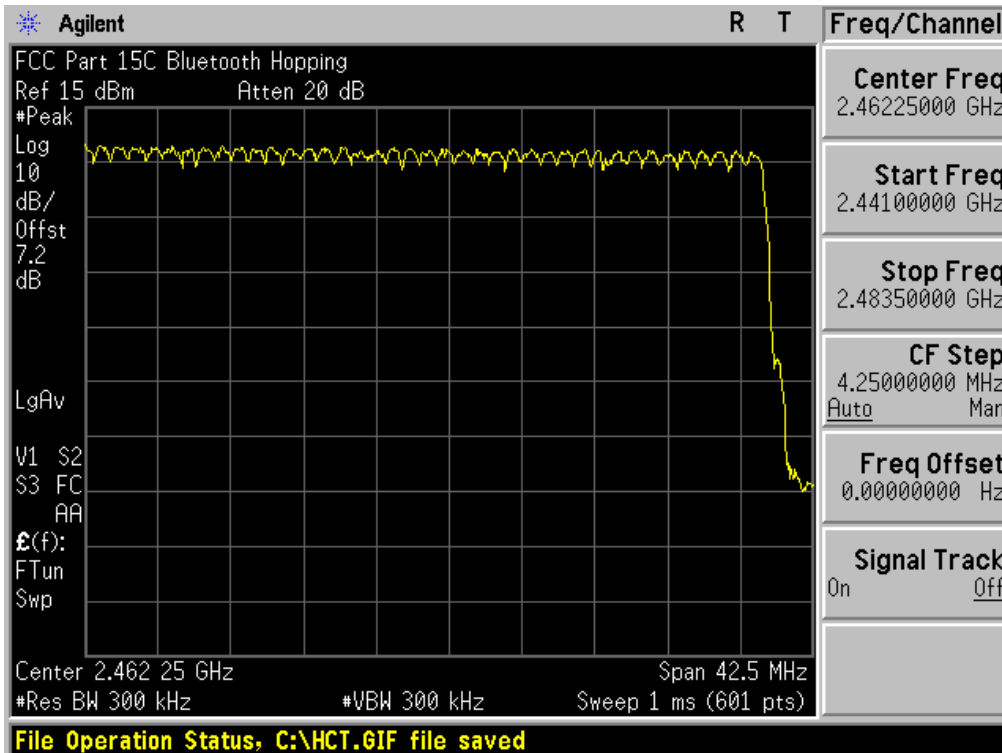
Test Plots (8DPSK)

Number of Channels (2.4 GHz - 2.441 GHz)



Test Plots (8DPSK)

Number of Channels (2.441 GHz - 2.4835 GHz)

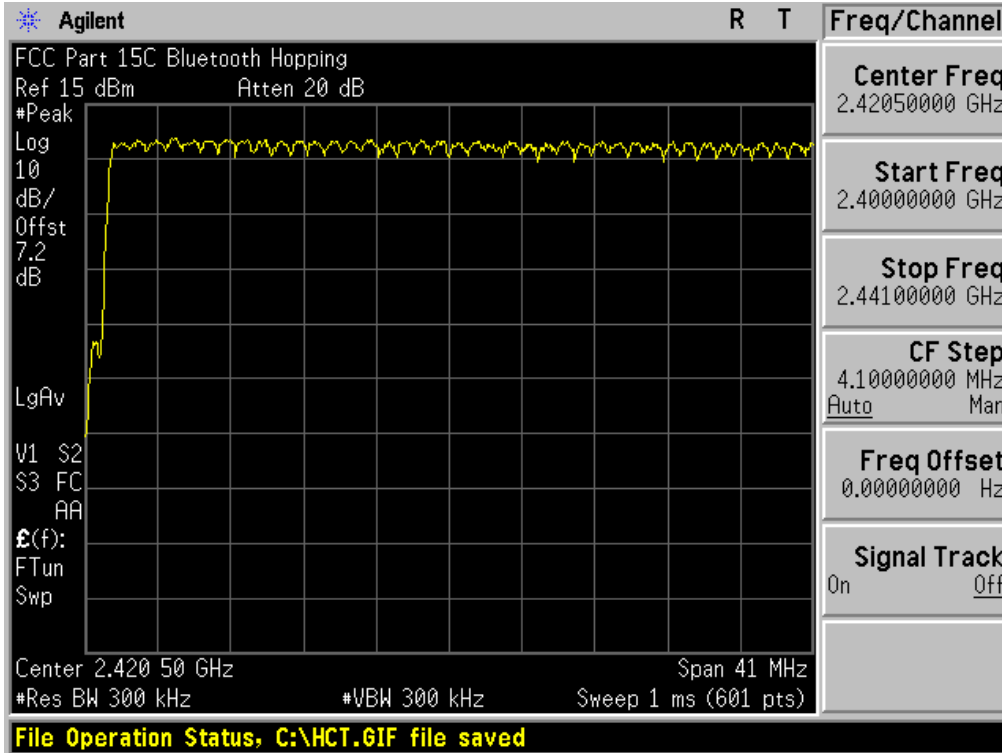


FCC PT.15.247 TEST REPORT	FCC CERTIFICATION REPORT		www.hct.co.kr
Test Report No. HCTR1301FR11	Date of Issue: January 22, 2013	EUT Type: 850/1900 GSM/GPRS/WCDMA Phone with Bluetooth(LE), 802.11b/g/n, NFC and EDGE Rx Only	FCC ID: A3LGTS6810M



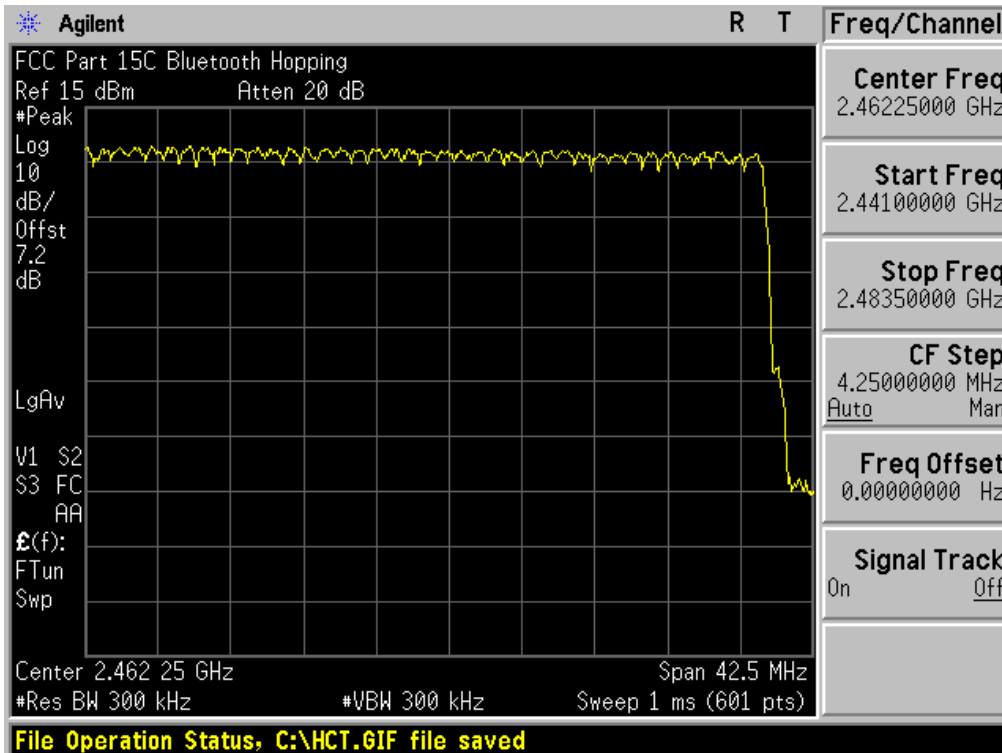
Test Plots ($\pi/4$ DQPSK)

Number of Channels (2.4 GHz - 2.441 GHz)



Test Plots ($\pi/4$ DQPSK)

Number of Channels (2.441 GHz - 2.4835 GHz)



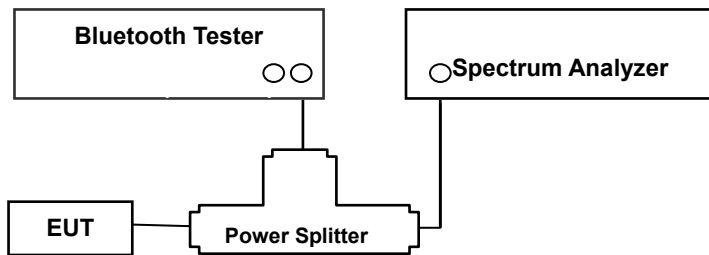
FCC PT.15.247 TEST REPORT	FCC CERTIFICATION REPORT		www.hct.co.kr
Test Report No. HCTR1301FR11	Date of Issue: January 22, 2013	EUT Type: 850/1900 GSM/GPRS/WCDMA Phone with Bluetooth(LE), 802.11b/g/n, NFC and EDGE Rx Only	FCC ID: A3LGTS6810M

8.5 TIME OF OCCUPANCY (DWELL TIME)

LIMIT

According to §15.247(a)(1)(iii), Frequency hopping systems operating in the 2400 MHz ~ 2483.5 MHz bands. The average time of occupancy on any channels shall not greater than 0.4 s within a period 0.4 s multiplied by the number of hopping channels employed.

Test Configuration



TEST PROCEDURE

This test is performed with hopping off.

EUT was set to transmit the longest packet type (DH5)

1. Span = zero span
2. RBW = 1 MHz
3. VBW = 1 MHz
4. Sweep = as necessary to capture the entire dwell time per channel

The marker-delta function was used to determine the dwell time.

Normal Mode / EDR Mode

DH 5(The longest packet type for GFSK)

CH Mid : $2.883 * (1600/6)/79 * 31.6 = 307.52$ (ms)

2-DH 5(The longest packet type for $\pi/4$ DQPSK)

CH Mid : $2.892 * (1600/6)/79 * 31.6 = 308.48$ (ms)

3-DH 5(The longest packet type for 8DPSK)

CH Mid : $2.883 * (1600/6)/79 * 31.6 = 307.52$ (ms)

AFH Mode

DH 5(The longest packet type for GFSK)

CH Mid : $2.883 * (800/6)/20 * 8.0 = 153.76$ (ms)

2-DH 5(The longest packet type for $\pi/4$ DQPSK)

CH Mid : $2.892 * (800/6)/20 * 8.0 = 154.24$ (ms)

3-DH 5(The longest packet type for 8DPSK)

CH Mid : $2.883 * (800/6)/20 * 8.0 = 153.76$ (ms)

FCC PT.15.247 TEST REPORT		FCC CERTIFICATION REPORT		www.hct.co.kr
Test Report No. HCTR1301FR11	Date of Issue: January 22, 2013	EUT Type: 850/1900 GSM/GPRS/WCDMA Phone with Bluetooth(LE), 802.11b/g/n, NFC and EDGE Rx Only		FCC ID: A3LGTS6810M



Note :

A DH5 Packet need 5 time slot for transmitting and 1 time slot for receiving. Then the system makes worst case 1600/6 hops per second with 79 channels. So the system have each channel 3.3755 times per second and so for 31.6 seconds the system have 106.7 times of appearance.

Each tx-time per appearance of DH5 is 2.883 ms.

Dwell time = Tx-time * 106.7

TEST RESULTS

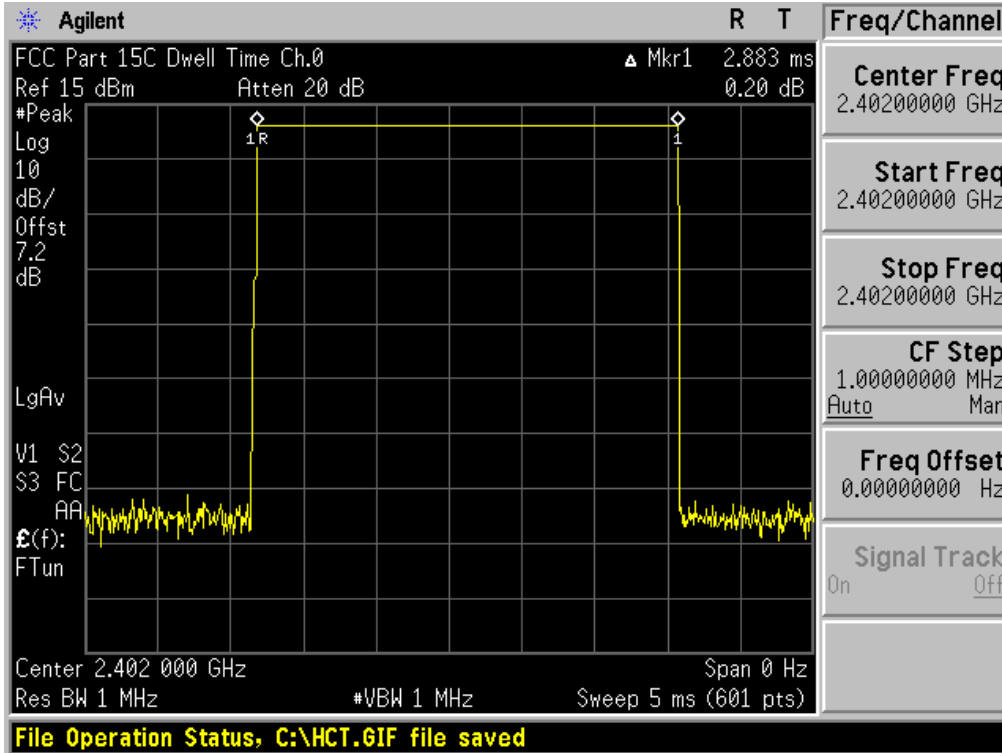
See the table.

Channel	Pulse Time (ms)		Total of Dwell (ms)		Period Time (s)	Limit (ms)	Result
	GFSK	8DPSK	GFSK	8DPSK			
Low	2.883	2.892	307.52	308.48	31.6	400	PASS
Mid	2.883	2.883	307.52	307.52	31.6		PASS
High	2.892	2.892	308.48	308.48	31.6		PASS

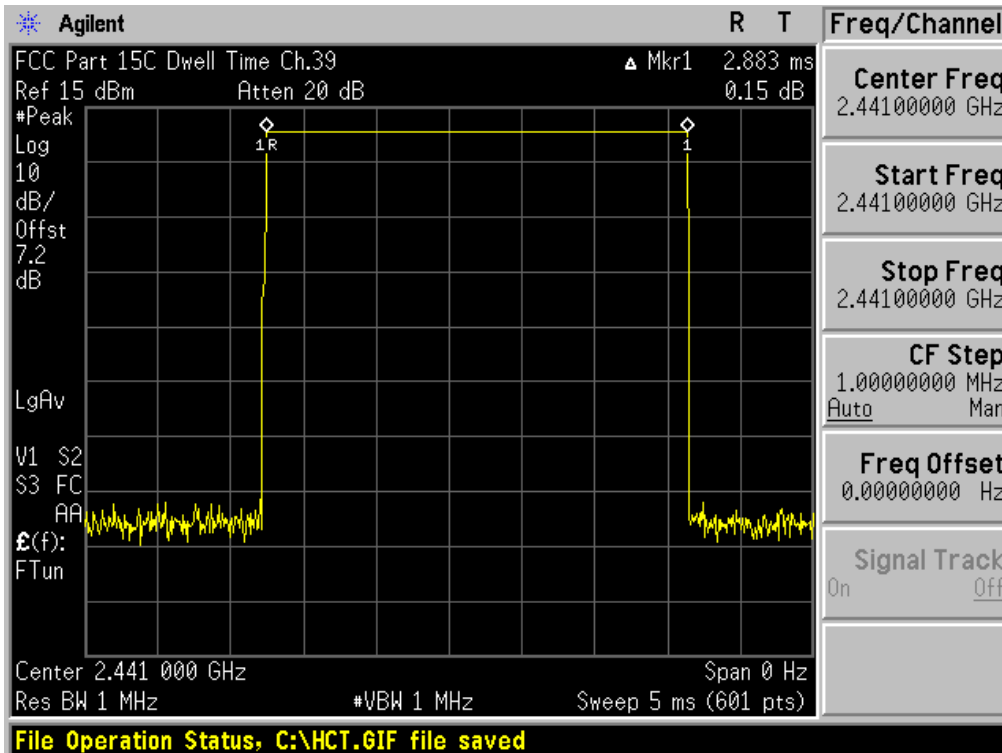
Channel	Pulse Time (ms)	Total of Dwell (ms)	Period Time (s)	Limit (ms)	Result
	π/4DQPSK				
Low	2.883	307.52	31.6	400	PASS
Mid	2.892	308.48	31.6		PASS
High	2.892	308.48	31.6		PASS



Test Plots (GFSK)
Dwell Time (Low-CH)



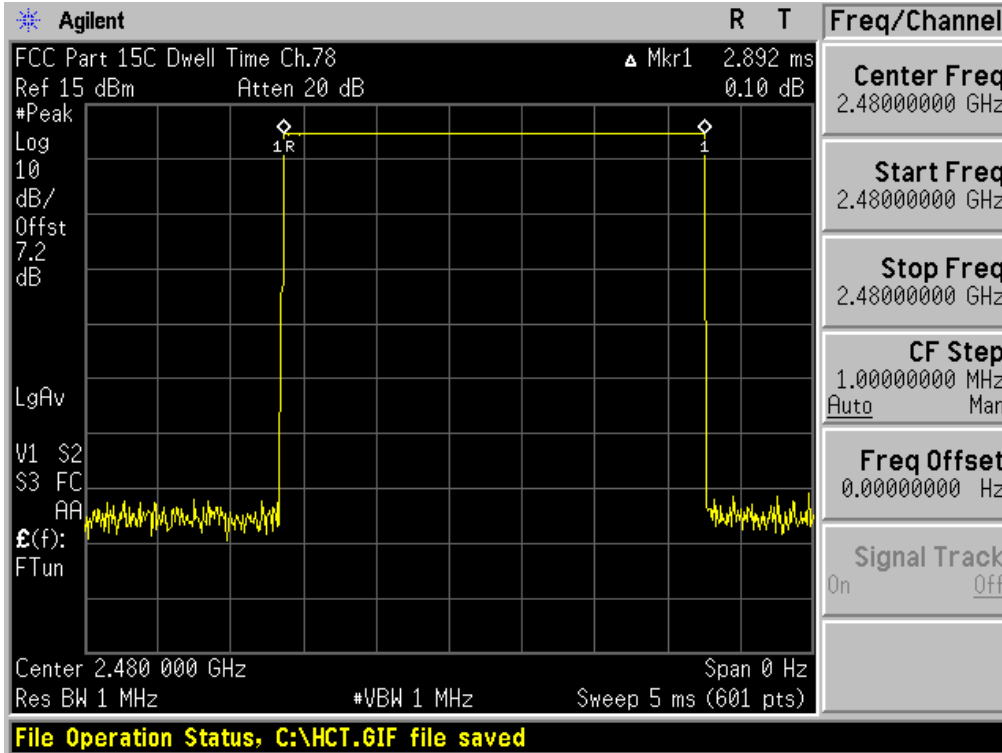
Test Plots (GFSK)
Dwell Time (Mid-CH)



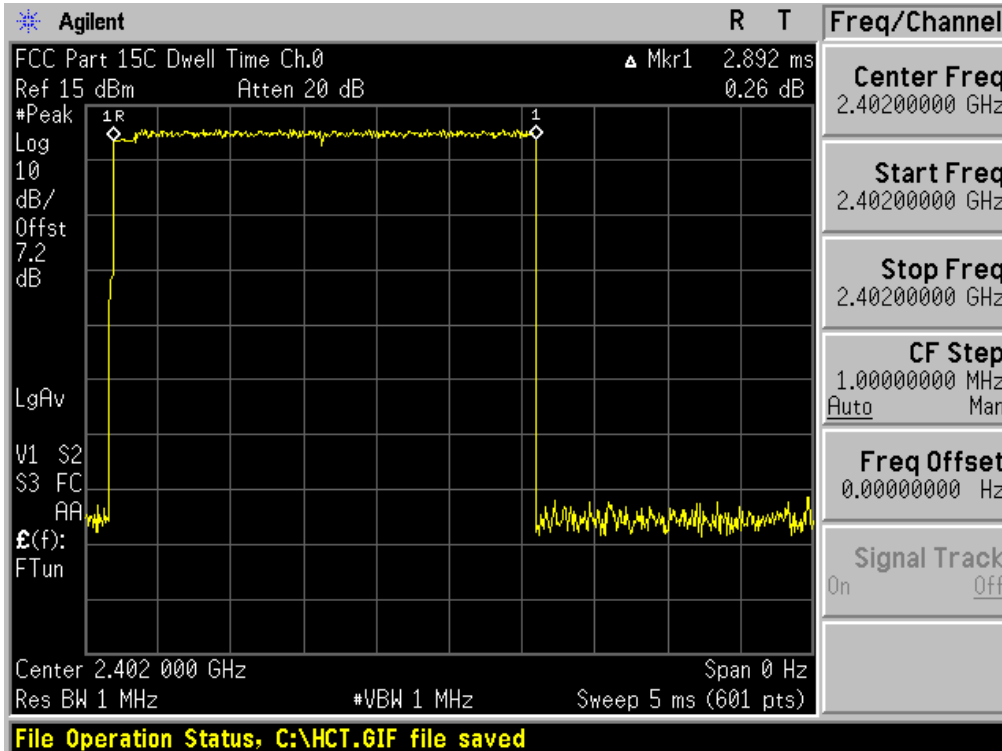
FCC PT.15.247 TEST REPORT		FCC CERTIFICATION REPORT		www.hct.co.kr
Test Report No. HCTR1301FR11	Date of Issue: January 22, 2013	EUT Type: 850/1900 GSM/GPRS/WCDMA Phone with Bluetooth(LE), 802.11b/g/n, NFC and EDGE Rx Only		FCC ID: A3LGTS6810M



Test Plots (GFSK)
Dwell Time (High-CH)



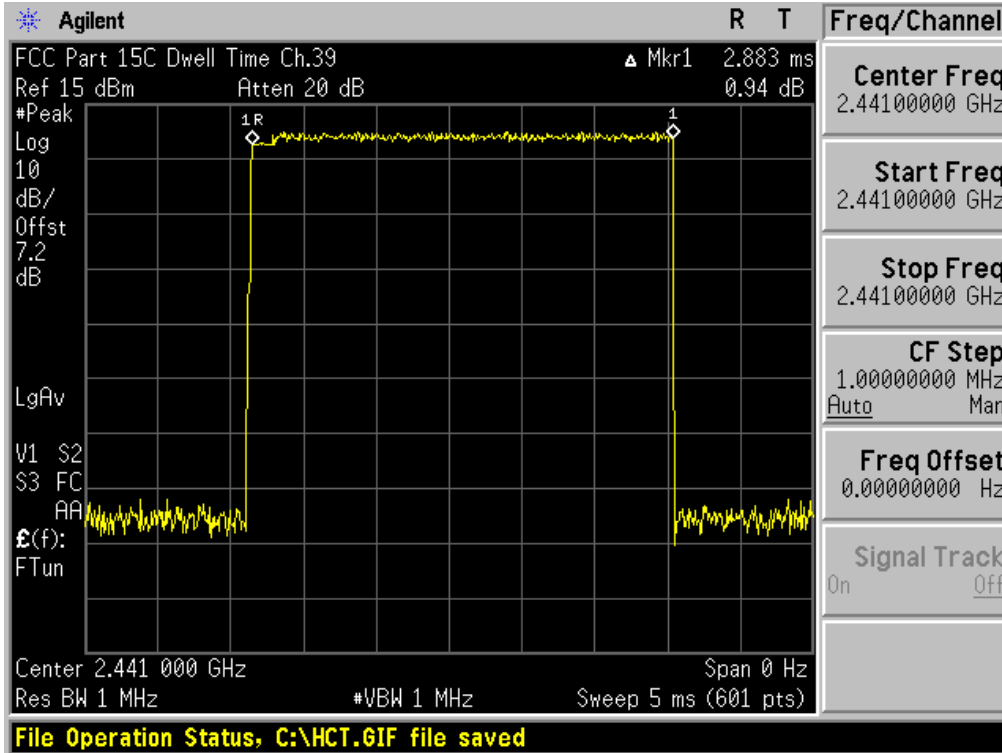
Test Plots (8DPSK)
Dwell Time (Low-CH)



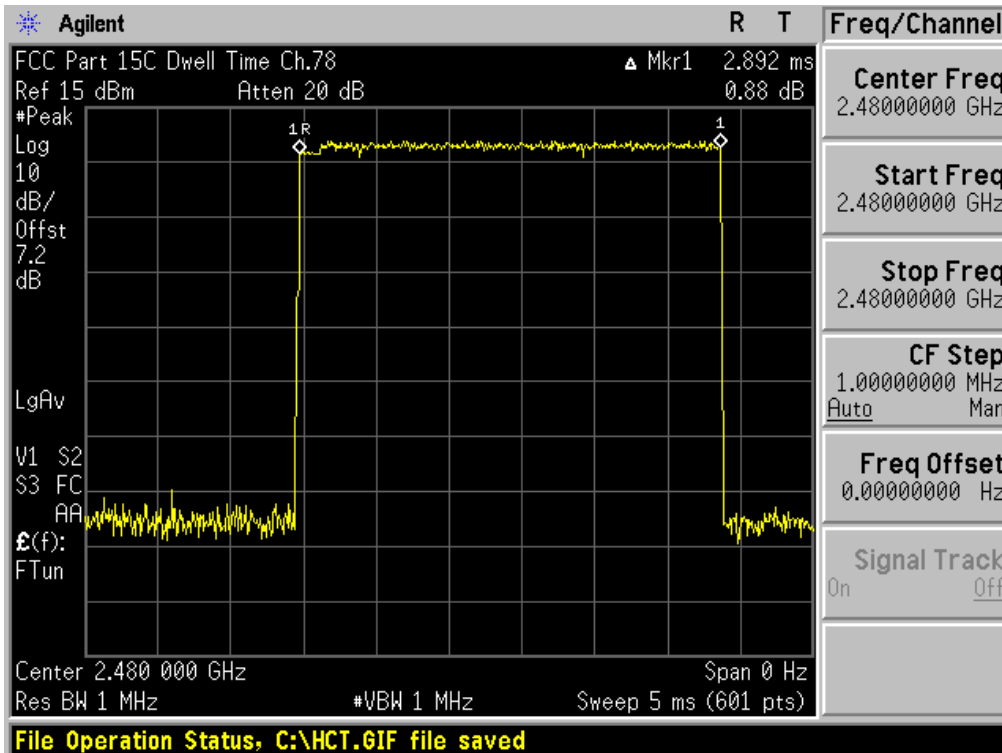
FCC PT.15.247 TEST REPORT		FCC CERTIFICATION REPORT		www.hct.co.kr
Test Report No. HCTR1301FR11	Date of Issue: January 22, 2013	EUT Type: 850/1900 GSM/GPRS/WCDMA Phone with Bluetooth(LE), 802.11b/g/n, NFC and EDGE Rx Only		FCC ID: A3LGTS6810M



Test Plots (8DPSK)
Dwell Time (Mid-CH)



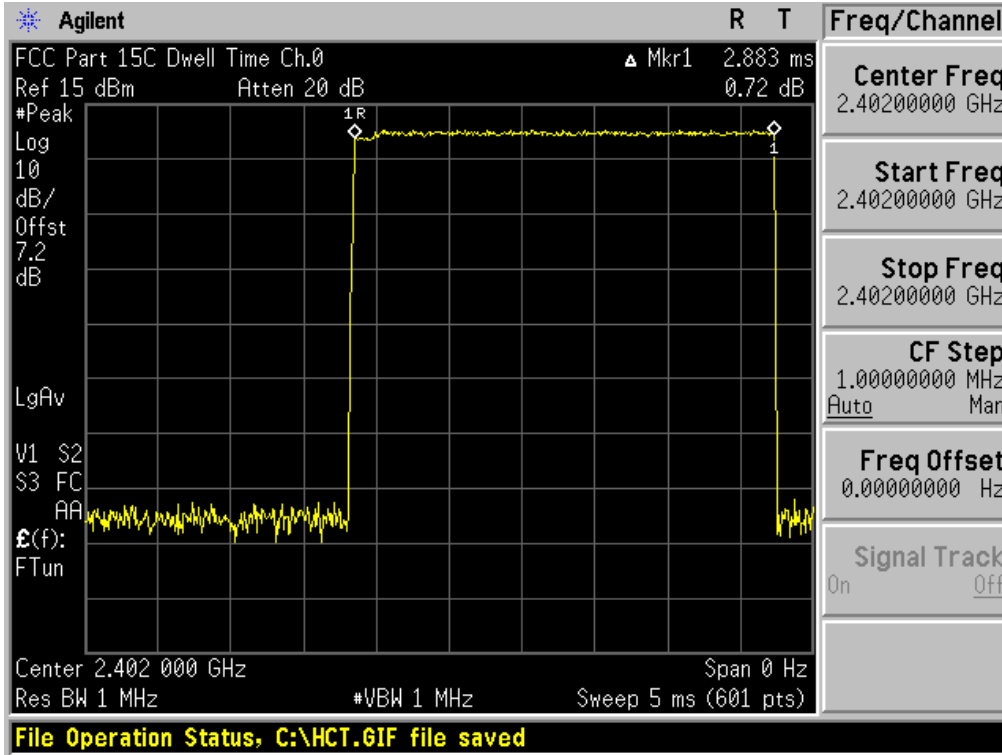
Test Plots (8DPSK)
Dwell Time (High-CH)



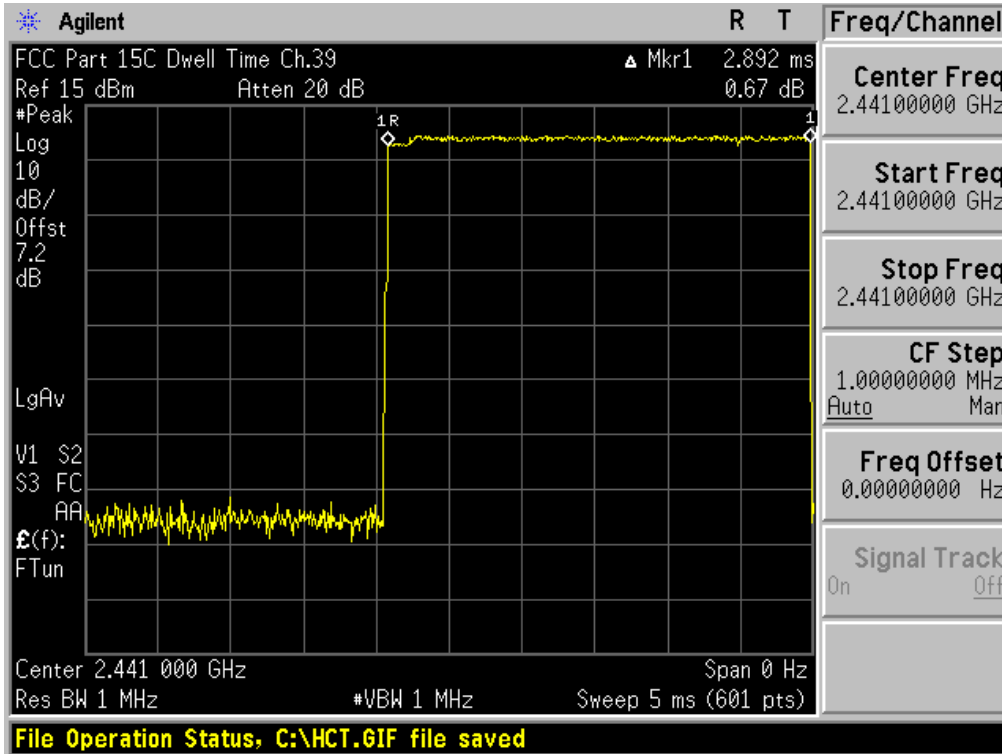
FCC PT.15.247 TEST REPORT	FCC CERTIFICATION REPORT		www.hct.co.kr
Test Report No. HCTR1301FR11	Date of Issue: January 22, 2013	EUT Type: 850/1900 GSM/GPRS/WCDMA Phone with Bluetooth(LE), 802.11b/g/n, NFC and EDGE Rx Only	FCC ID: A3LGTS6810M



Test Plots ($\pi/4$ DQPSK)
Dwell Time (Low-CH)



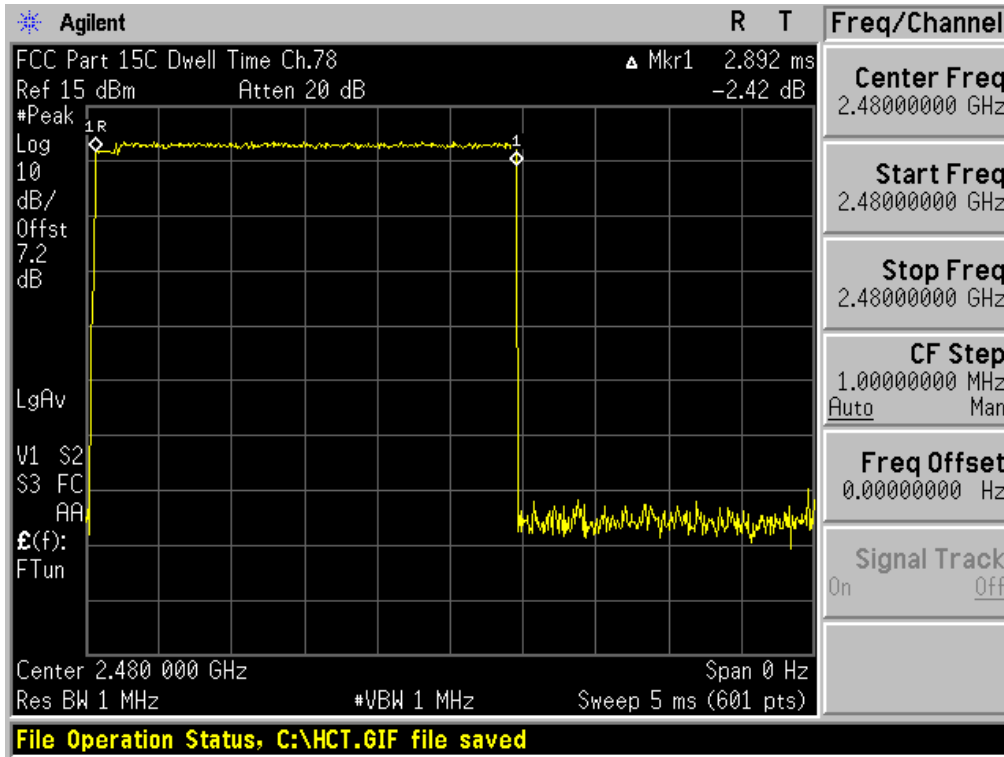
Test Plots ($\pi/4$ DQPSK)
Dwell Time (Mid-CH)



FCC PT.15.247 TEST REPORT	FCC CERTIFICATION REPORT		www.hct.co.kr
Test Report No. HCTR1301FR11	Date of Issue: January 22, 2013	EUT Type: 850/1900 GSM/GPRS/WCDMA Phone with Bluetooth(LE), 802.11b/g/n, NFC and EDGE Rx Only	FCC ID: A3LGTS6810M



Test Plots ($\pi/4$ DQPSK)
Dwell Time (High-CH)



FCC PT.15.247 TEST REPORT		FCC CERTIFICATION REPORT		www.hct.co.kr
Test Report No. HCTR1301FR11	Date of Issue: January 22, 2013	EUT Type: 850/1900 GSM/GPRS/WCDMA Phone with Bluetooth(LE), 802.11b/g/n, NFC and EDGE Rx Only		FCC ID: A3LGTS6810M

8.6 SPURIOUS EMISSIONS

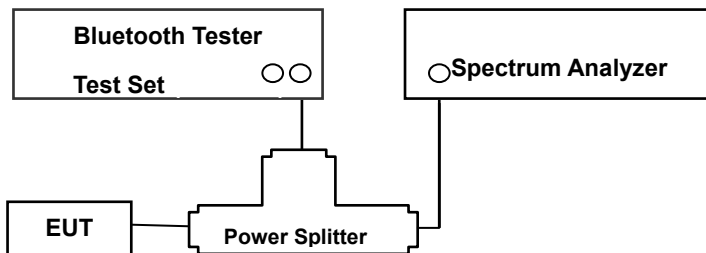
8.6.1 CONDUCTED SPURIOUS EMISSIONS

Test Requirements and limit, §15.247(d)

In any 100 kHz bandwidth outside the frequency band in which the spread spectrum or digitally modulated intentional radiator is operating, the radio frequency power that is produced by the intentional radiator shall be at least 20 dB below that in the 100 kHz bandwidth within the band that contains the highest level of the desired power, based on either an RF conducted or a radiated measurement, provided the transmitter demonstrates compliance with the peak conducted power limits. If the transmitter complies with the conducted power limits based on the use of RMS averaging over a time interval, as permitted under paragraph (b)(3) of this section, the attenuation required under this paragraph shall be 30 dB instead of 20 dB. Attenuation below the general limits specified in § 15.209(a) is not required. In addition, radiated emissions which fall in the restricted bands, as defined in § 15.205(a), must also comply with the radiated emission limits specified in § 15.209(a) (see § 15.205(c)).

Limit : 20 dBc

Test Configuration



TEST PROCEDURE

Conducted RF measurements of the transmitter output were made to confirm that the EUT antenna port conducted emissions meet the specified limit and to identify any spurious signals that require further investigation or measurements on the radiated emissions site.

The transmitter output is connected to the spectrum analyzer. The resolution bandwidth is set to 100 kHz. The video bandwidth is set to 300 kHz.

Detector Mode is set to a peak detector Mode.

Measurements are made over the 30 MHz to 26 GHz range with the transmitter set to the lowest, middle, and highest channels.

This test is performed with hopping off.

TEST RESULTS

No non-compliance noted.

FCC PT.15.247 TEST REPORT	FCC CERTIFICATION REPORT		www.hct.co.kr
Test Report No. HCTR1301FR11	Date of Issue: January 22, 2013	EUT Type: 850/1900 GSM/GPRS/WCDMA Phone with Bluetooth(LE), 802.11b/g/n, NFC and EDGE Rx Only	FCC ID: A3LGTS6810M



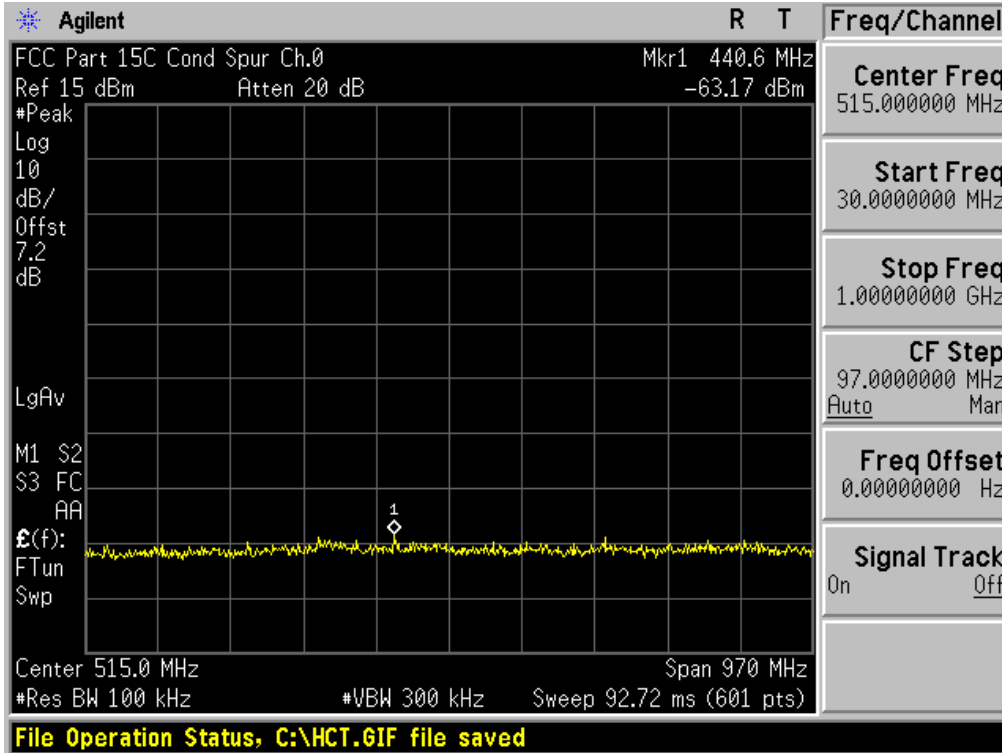
FACTORS FOR FREQUENCY

Freq(MHz)	Factor(dB)
30	10.01
100	10.02
200	10.10
300	10.09
400	10.13
500	10.21
600	10.13
700	10.31
800	10.18
900	10.30
1000	10.17
2000	8.53
2400*	7.18
2500*	7.21
3000	8.59
4000	10.02
5000	9.88
6000	5.70
7000	10.21
8000	6.13
9000	8.79
10000	12.46
11000	8.11
12000	9.52
13000	8.98
14000	8.13
15000	11.82
16000	6.92
17000	13.23
18000	10.25
19000	10.28
20000	9.10
21000	10.94
22000	11.54
23000	8.81
24000	11.71
25000	9.37
26000	9.34

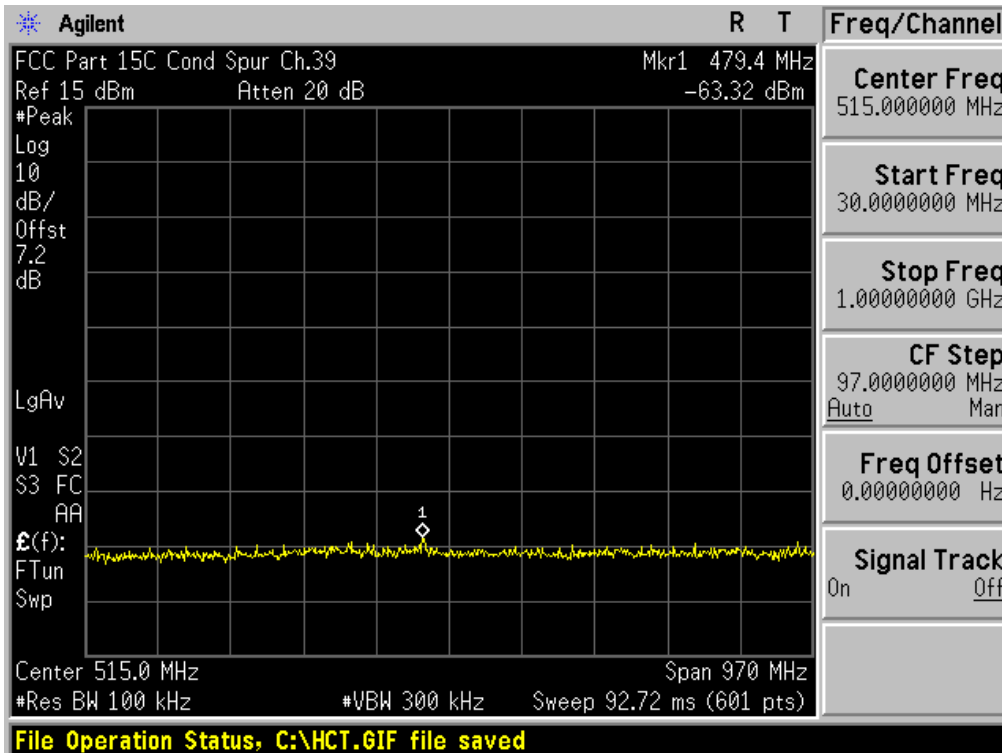
- Note : 1. ** is fundamental frequency range.
 2. Factor = Cable loss + Splitter loss



Test Plots (GFSK) - 30 MHz - 1 GHz (RBW:100 kHz, VBW: 300 kHz)
Spurious Emission (Low-CH)



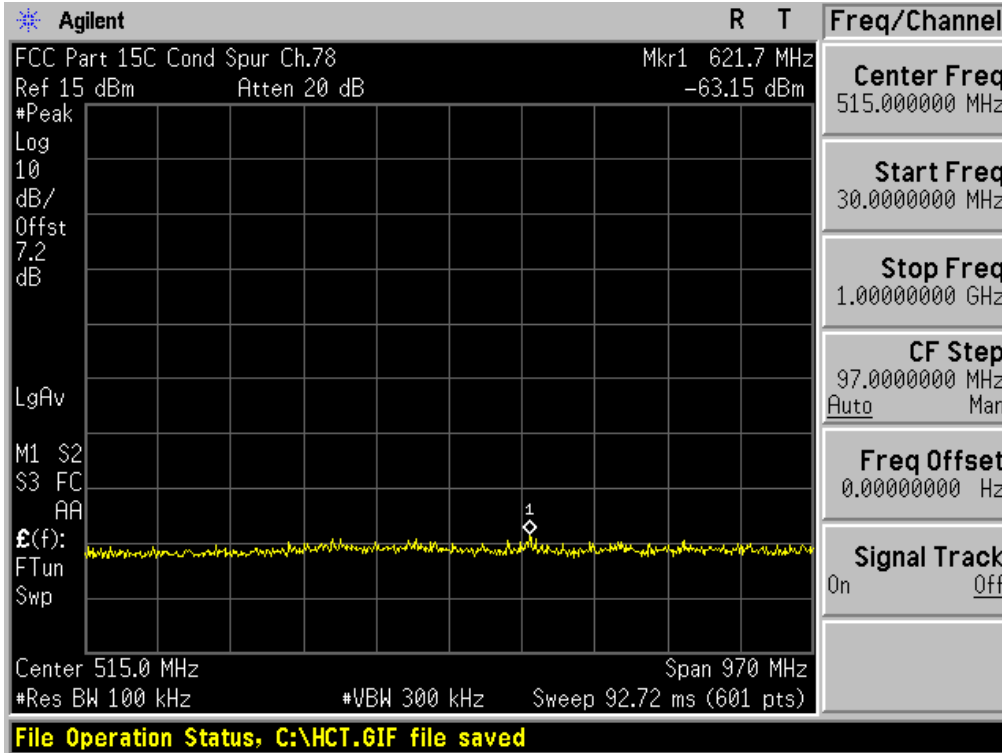
Test Plots (GFSK) - 30 MHz - 1 GHz (RBW:100 kHz, VBW: 300 kHz)
Spurious Emission (Mid-CH)



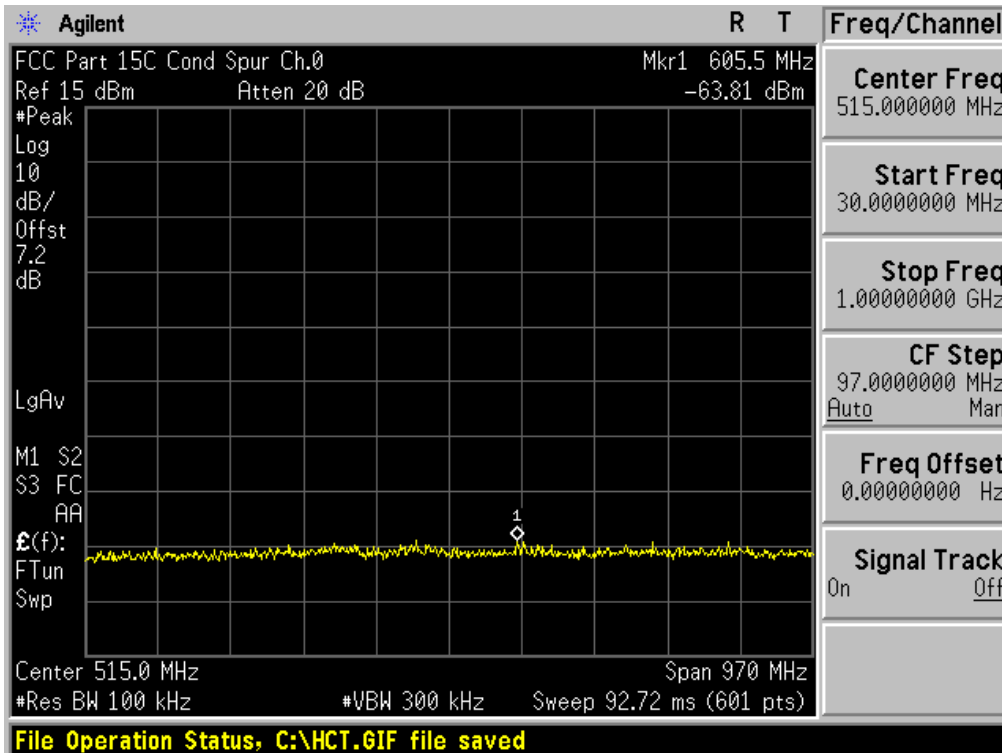
FCC PT.15.247 TEST REPORT	FCC CERTIFICATION REPORT		www.hct.co.kr
Test Report No. HCTR1301FR11	Date of Issue: January 22, 2013	EUT Type: 850/1900 GSM/GPRS/WCDMA Phone with Bluetooth(LE), 802.11b/g/n, NFC and EDGE Rx Only	FCC ID: A3LGTS6810M



Test Plots (GFSK) - 30 MHz - 1 GHz (RBW:100 kHz, VBW: 300 kHz)
Spurious Emission (High-CH)



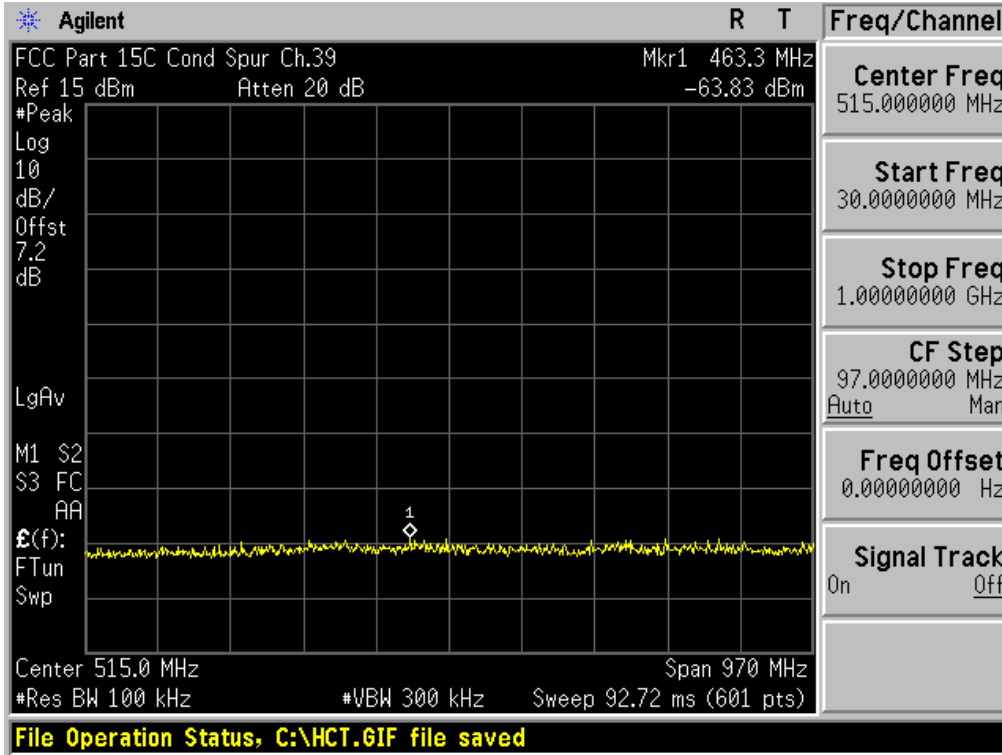
Test Plots (8DPSK) - 30 MHz - 1 GHz (RBW:100 kHz, VBW: 300 kHz)
Spurious Emission (Low-CH)



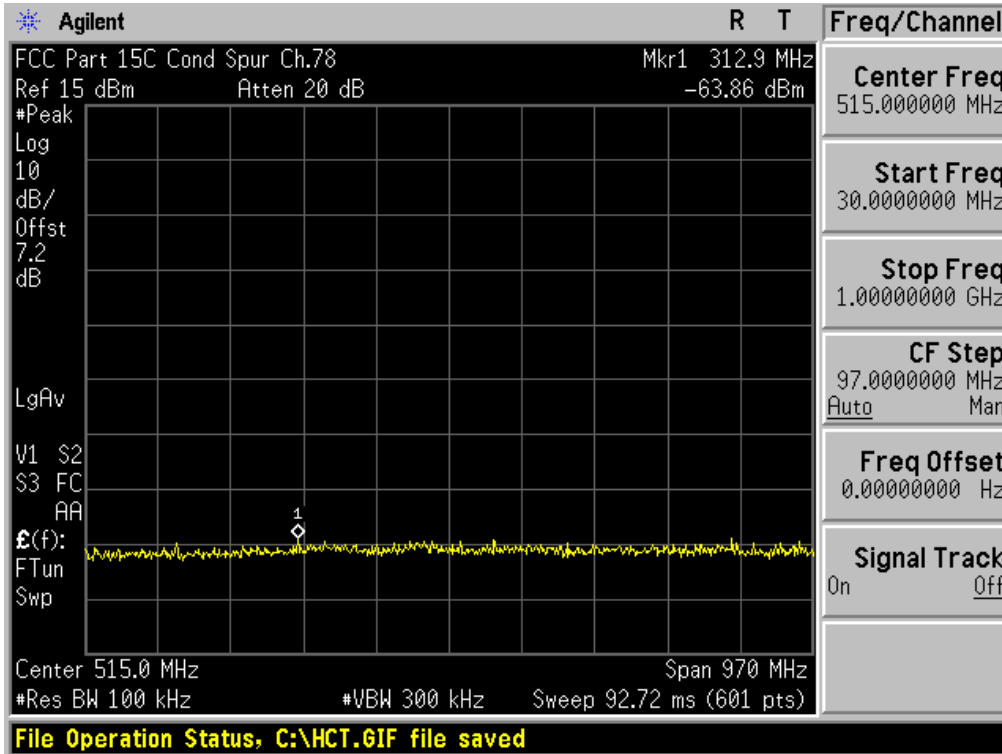
FCC PT.15.247 TEST REPORT	FCC CERTIFICATION REPORT		www.hct.co.kr
Test Report No. HCTR1301FR11	Date of Issue: January 22, 2013	EUT Type: 850/1900 GSM/GPRS/WCDMA Phone with Bluetooth(LE), 802.11b/g/n, NFC and EDGE Rx Only	FCC ID: A3LGTS6810M



Test Plots (8DPSK) - 30 MHz - 1 GHz (RBW:100 kHz, VBW: 300 kHz)
Spurious Emission (Mid-CH)



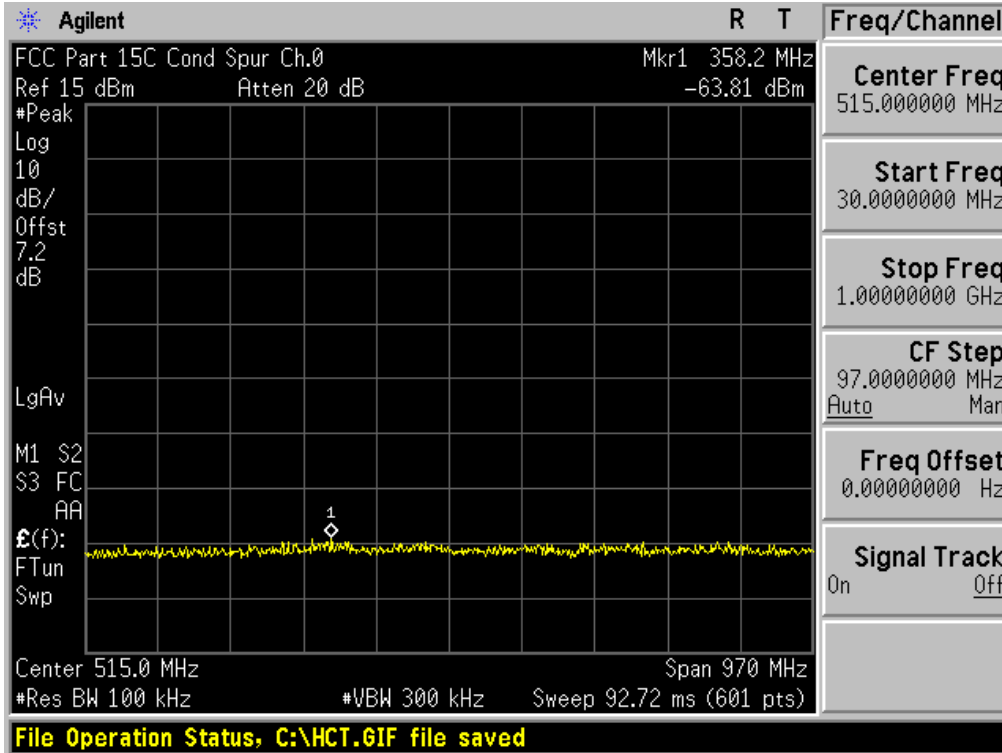
Test Plots (8DPSK) - 30 MHz - 1 GHz (RBW:100 kHz, VBW: 300 kHz)
Spurious Emission (High-CH)



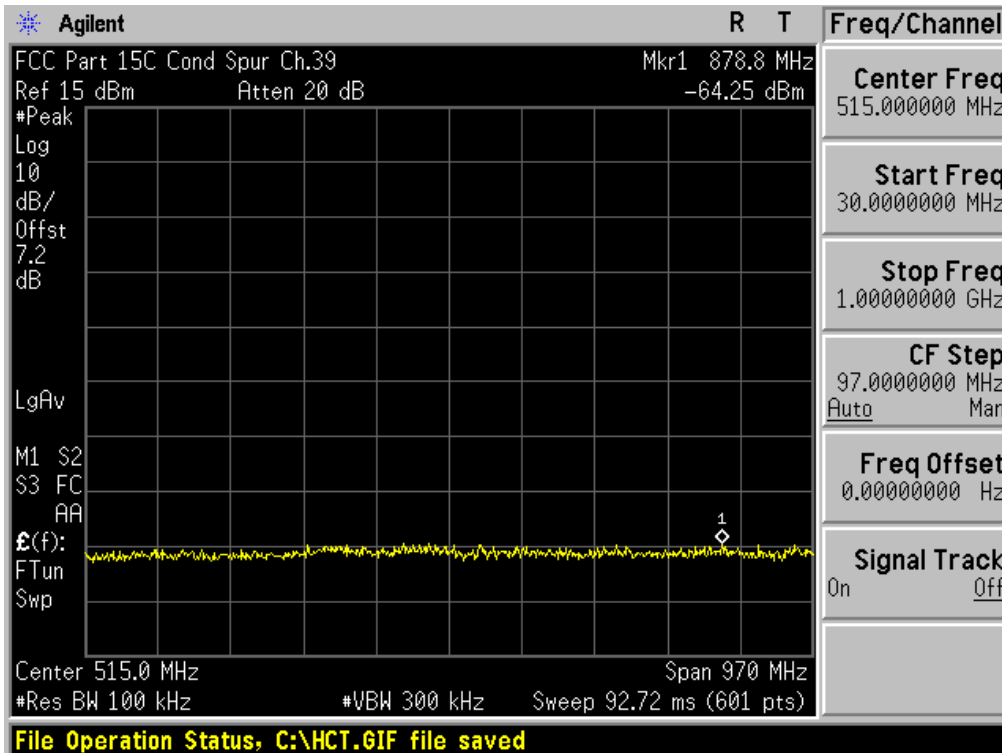
FCC PT.15.247 TEST REPORT	FCC CERTIFICATION REPORT		www.hct.co.kr
Test Report No. HCTR1301FR11	Date of Issue: January 22, 2013	EUT Type: 850/1900 GSM/GPRS/WCDMA Phone with Bluetooth(LE), 802.11b/g/n, NFC and EDGE Rx Only	FCC ID: A3LGTS6810M



Test Plots ($\pi/4$ DQPSK) - 30 MHz - 1 GHz (RBW:100 kHz, VBW: 300 kHz)
Spurious Emission (Low-CH)



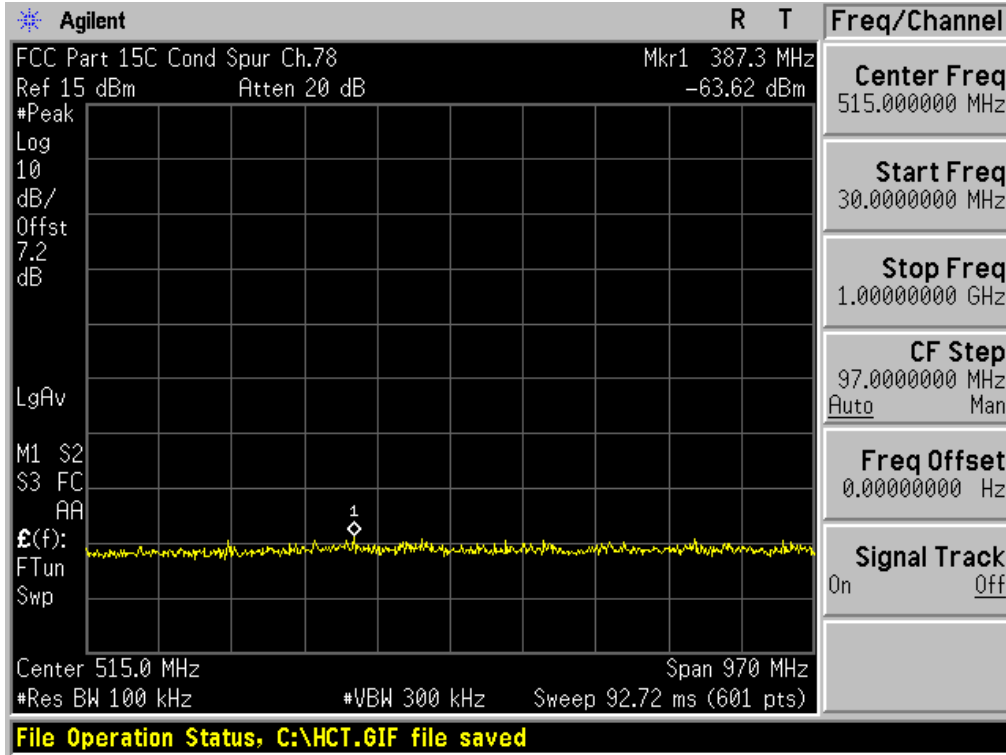
Test Plots ($\pi/4$ DQPSK) - 30 MHz - 1 GHz (RBW:100 kHz, VBW: 300 kHz)
Spurious Emission (Mid-CH)



FCC PT.15.247 TEST REPORT	FCC CERTIFICATION REPORT		www.hct.co.kr
Test Report No. HCTR1301FR11	Date of Issue: January 22, 2013	EUT Type: 850/1900 GSM/GPRS/WCDMA Phone with Bluetooth(LE), 802.11b/g/n, NFC and EDGE Rx Only	FCC ID: A3LGTS6810M



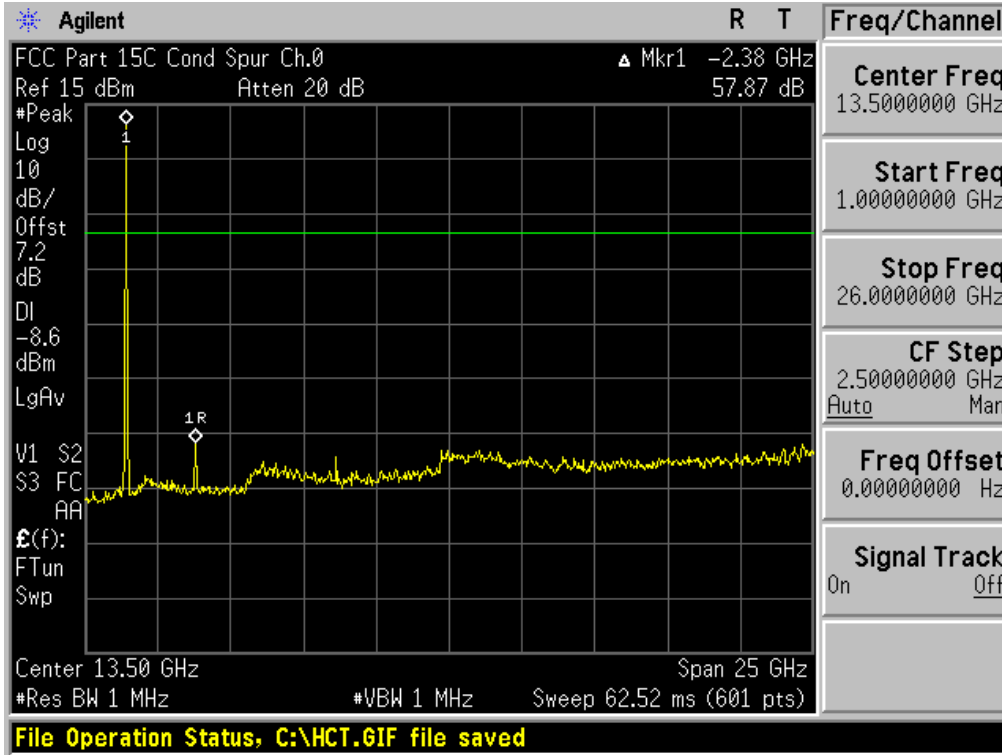
Test Plots ($\pi/4$ DQPSK) - 30 MHz - 1 GHz (RBW:100 kHz, VBW: 300 kHz)
 Spurious Emission (High-CH)



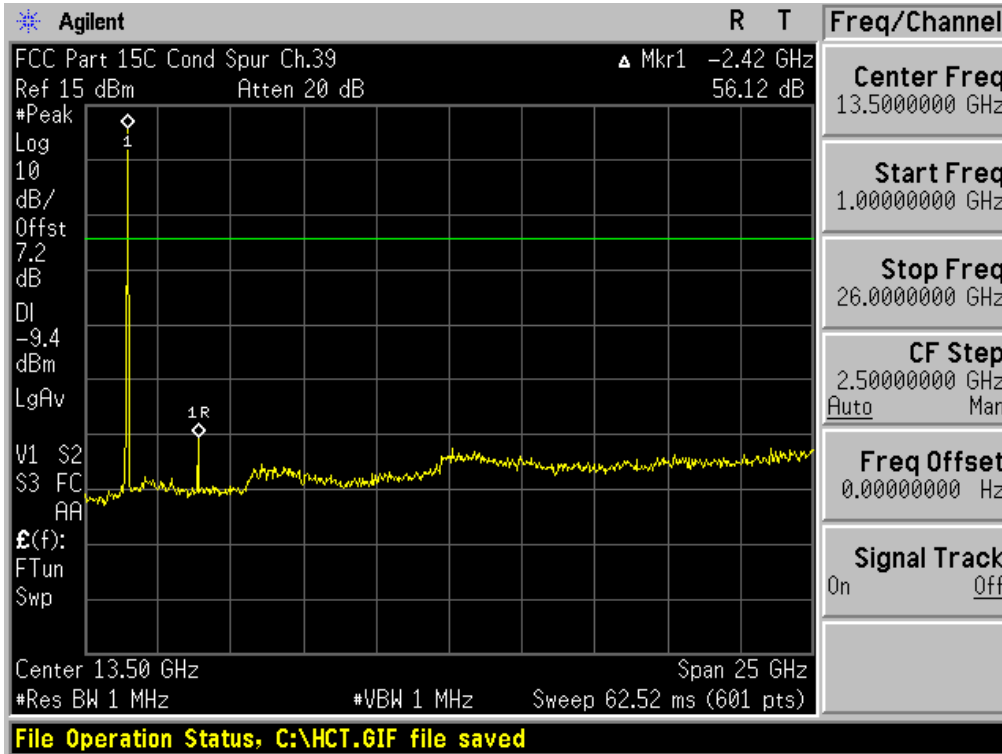
FCC PT.15.247 TEST REPORT		FCC CERTIFICATION REPORT		www.hct.co.kr
Test Report No. HCTR1301FR11	Date of Issue: January 22, 2013	EUT Type: 850/1900 GSM/GPRS/WCDMA Phone with Bluetooth(LE), 802.11b/g/n, NFC and EDGE Rx Only		FCC ID: A3LGTS6810M



Test Plots (GFSK) - 1 GHz - 26 GHz (RBW:1 MHz, VBW: 1 MHz)
Spurious Emission (Low-CH)



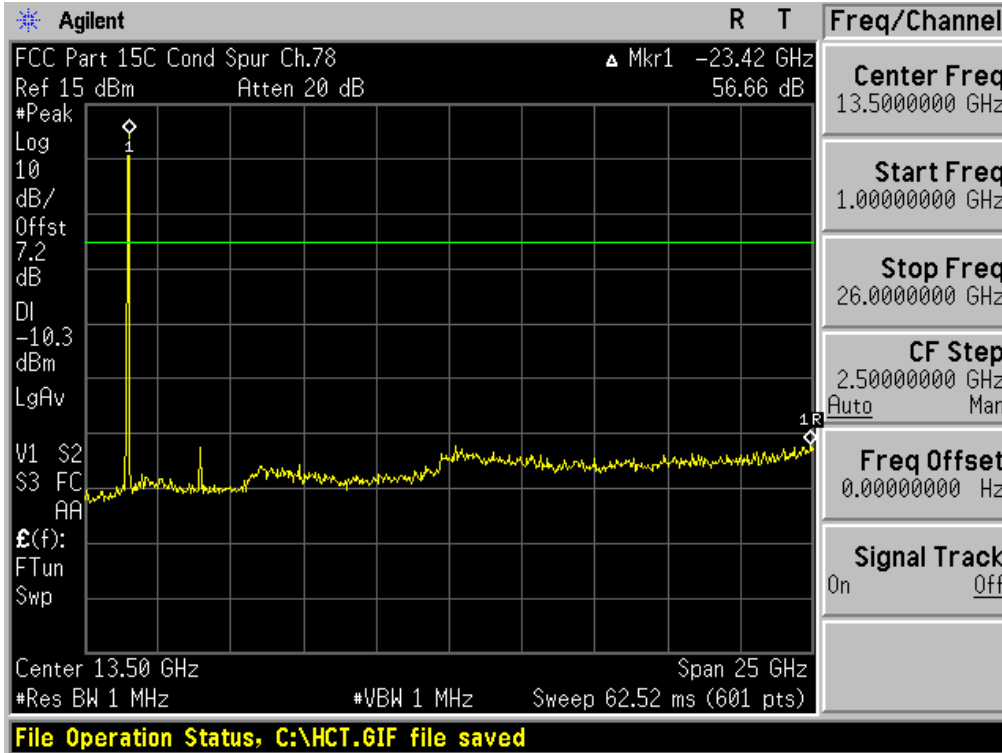
Test Plots (GFSK) - 1 GHz - 26 GHz (RBW:1 MHz, VBW: 1 MHz)
Spurious Emission (Mid-CH)



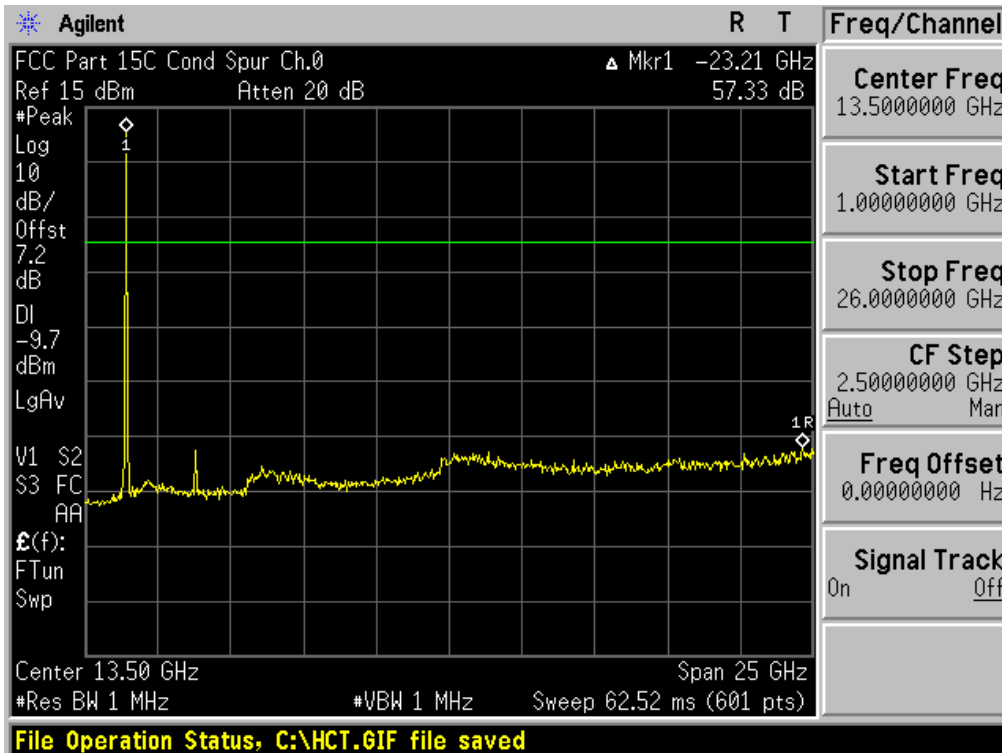
FCC PT.15.247 TEST REPORT		FCC CERTIFICATION REPORT		www.hct.co.kr
Test Report No. HCTR1301FR11	Date of Issue: January 22, 2013	EUT Type: 850/1900 GSM/GPRS/WCDMA Phone with Bluetooth(LE), 802.11b/g/n, NFC and EDGE Rx Only		FCC ID: A3LGTS6810M



Test Plots (GFSK) - 1 GHz - 26 GHz (RBW:1 MHz, VBW: 1 MHz)
Spurious Emission (High-CH)



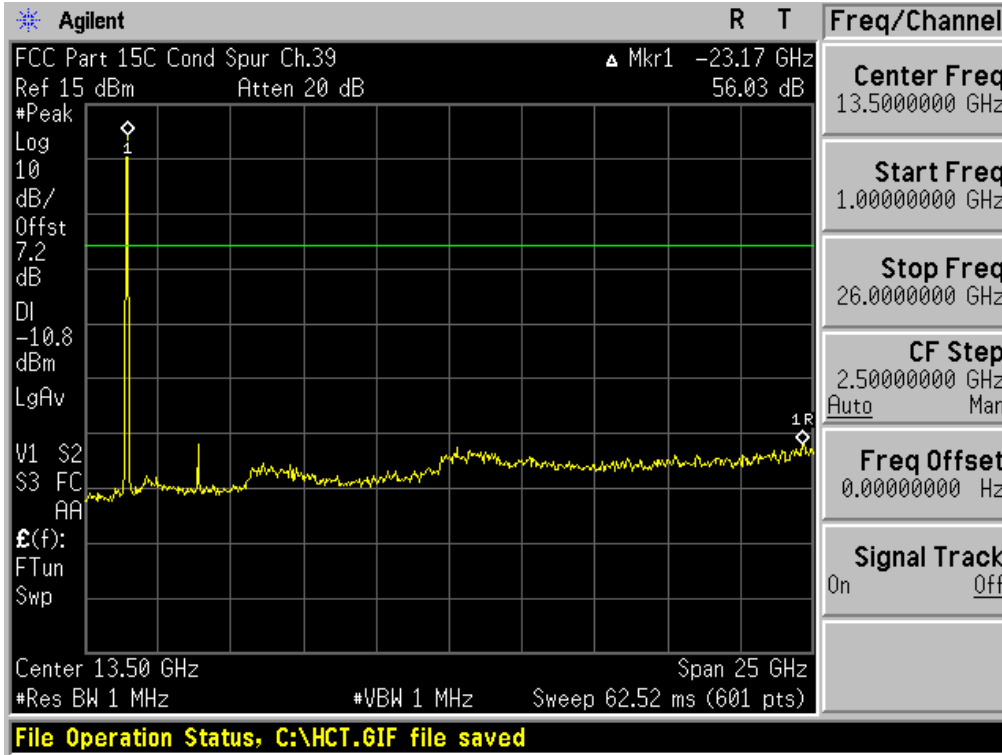
Test Plots (8DPSK) - 1 GHz - 26 GHz (RBW:1 MHz, VBW: 1 MHz)
Spurious Emission (Low-CH)



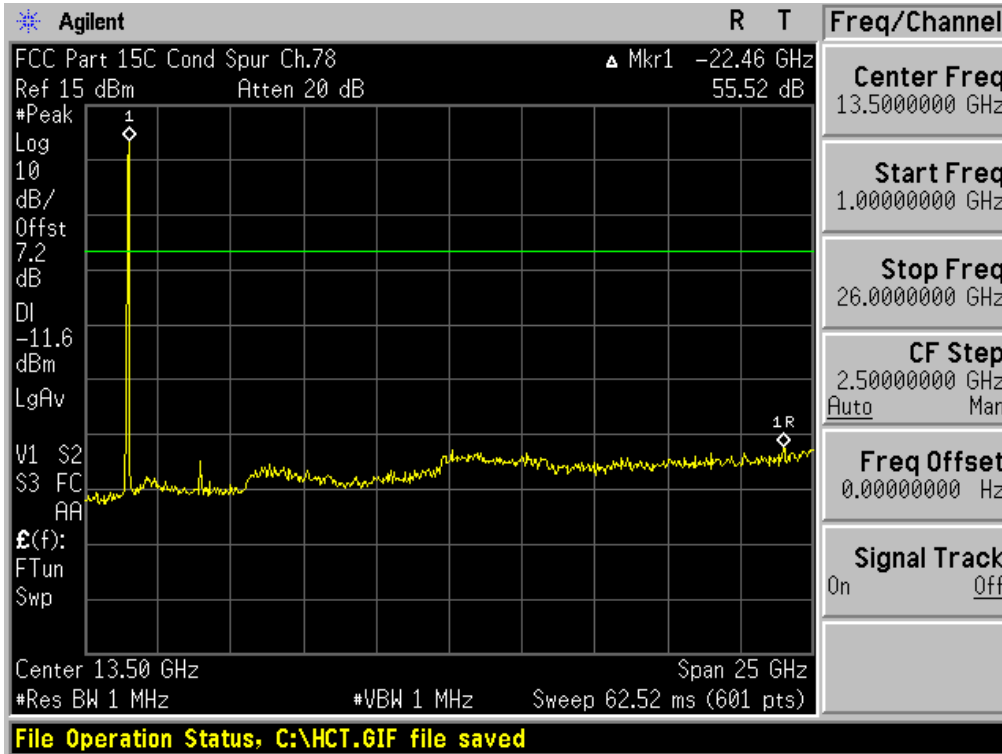
FCC PT.15.247 TEST REPORT		FCC CERTIFICATION REPORT		www.hct.co.kr
Test Report No. HCTR1301FR11	Date of Issue: January 22, 2013	EUT Type: 850/1900 GSM/GPRS/WCDMA Phone with Bluetooth(LE), 802.11b/g/n, NFC and EDGE Rx Only		FCC ID: A3LGTS6810M



Test Plots (8DPSK) - 1 GHz - 26 GHz (RBW:1 MHz, VBW: 1 MHz)
Spurious Emission (Mid-CH)



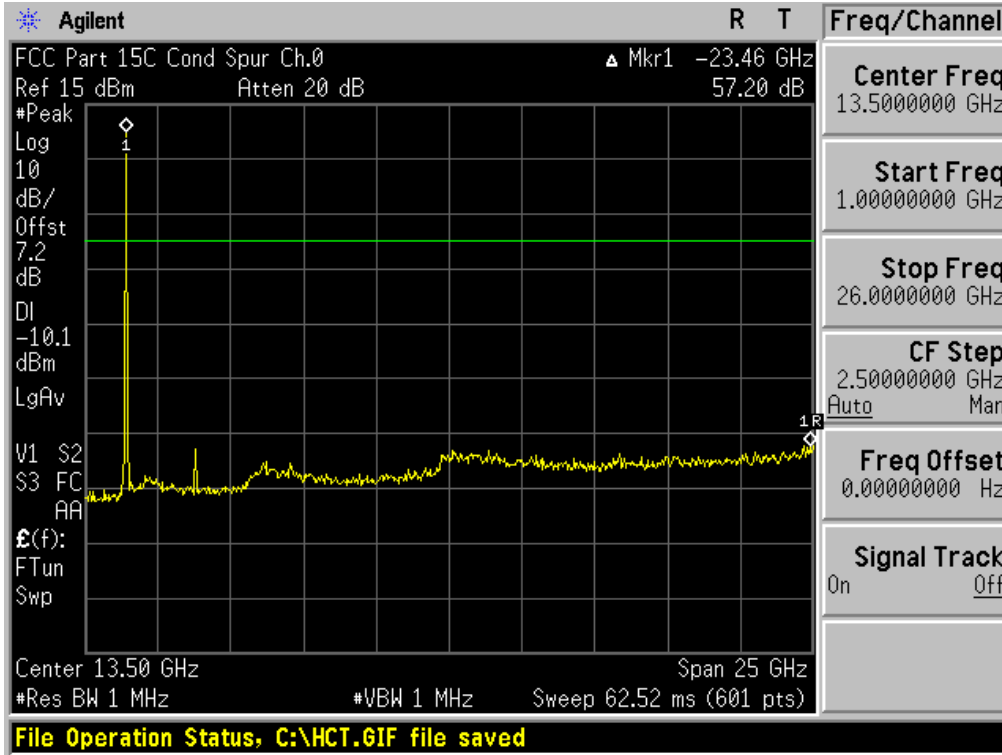
Test Plots (8DPSK) - 1 GHz - 26 GHz (RBW:1 MHz, VBW: 1 MHz)
Spurious Emission (High-CH)



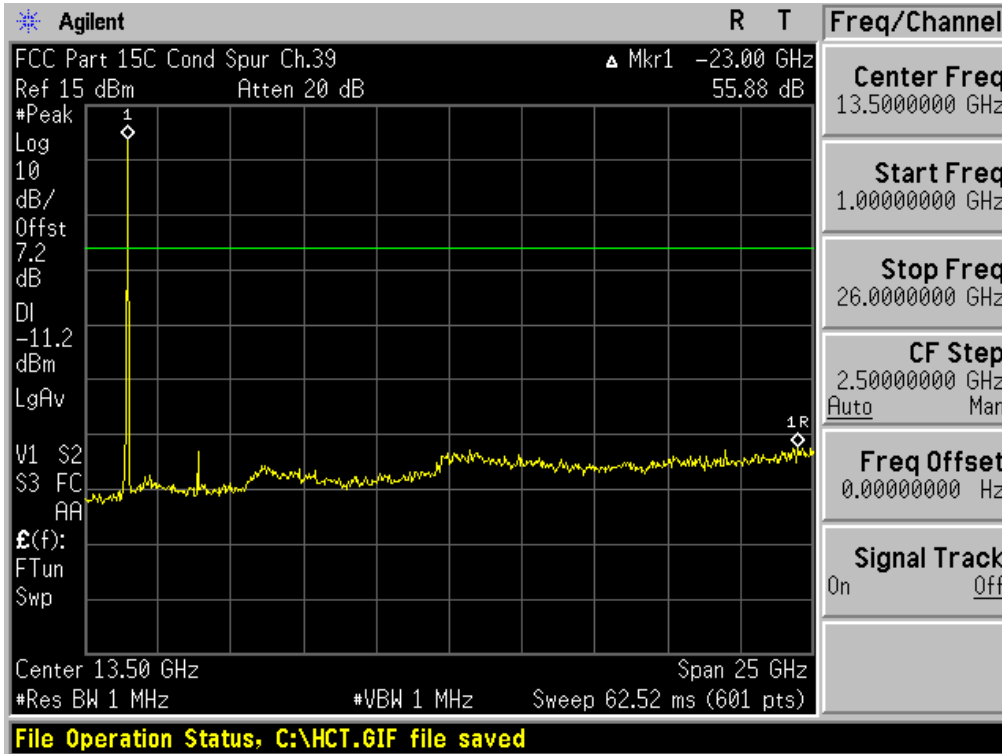
FCC PT.15.247 TEST REPORT	FCC CERTIFICATION REPORT		www.hct.co.kr
Test Report No. HCTR1301FR11	Date of Issue: January 22, 2013	EUT Type: 850/1900 GSM/GPRS/WCDMA Phone with Bluetooth(LE), 802.11b/g/n, NFC and EDGE Rx Only	FCC ID: A3LGTS6810M



Test Plots ($\pi/4$ DQPSK) - 1 GHz - 26 GHz (RBW:1 MHz, VBW: 1 MHz)
Spurious Emission (Low-CH)



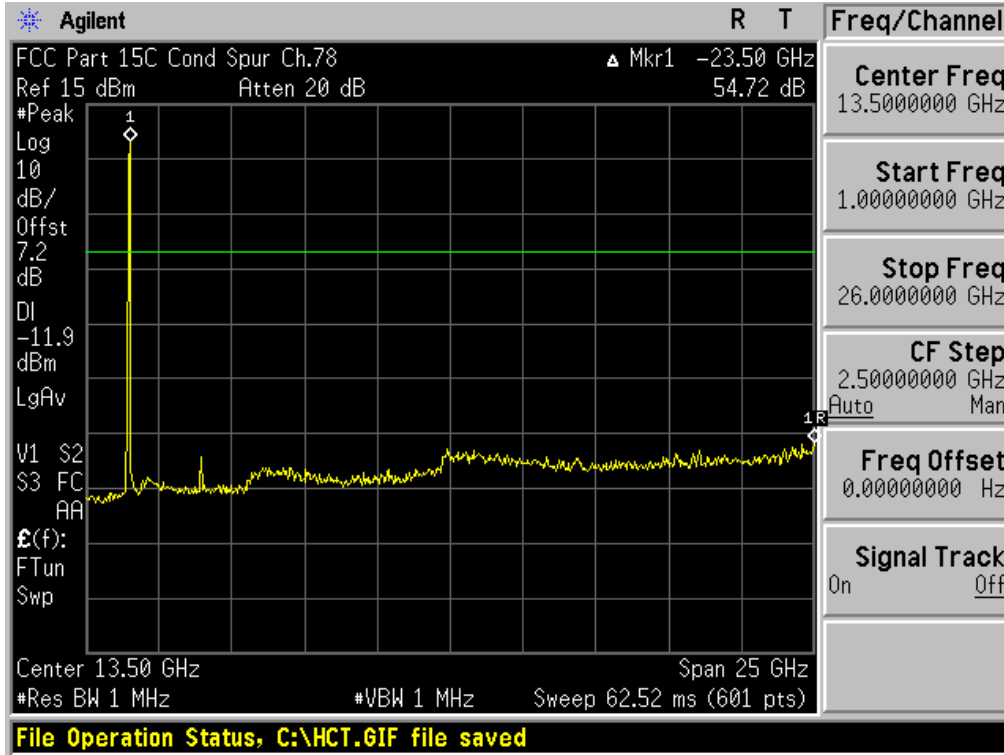
Test Plots ($\pi/4$ DQPSK) - 1 GHz - 26 GHz (RBW:1 MHz, VBW: 1 MHz)
Spurious Emission (Mid-CH)



FCC PT.15.247 TEST REPORT		FCC CERTIFICATION REPORT		www.hct.co.kr
Test Report No. HCTR1301FR11	Date of Issue: January 22, 2013	EUT Type: 850/1900 GSM/GPRS/WCDMA Phone with Bluetooth(LE), 802.11b/g/n, NFC and EDGE Rx Only		FCC ID: A3LGTS6810M



Test Plots ($\pi/4$ DQPSK) - 1 GHz - 26 GHz (RBW:1 MHz, VBW: 1 MHz)
 Spurious Emission (High-CH)



FCC PT.15.247 TEST REPORT		FCC CERTIFICATION REPORT		www.hct.co.kr
Test Report No. HCTR1301FR11	Date of Issue: January 22, 2013	EUT Type: 850/1900 GSM/GPRS/WCDMA Phone with Bluetooth(LE), 802.11b/g/n, NFC and EDGE Rx Only		FCC ID: A3LGTS6810M



8.6.2 RADIATED SPURIOUS EMISSIONS

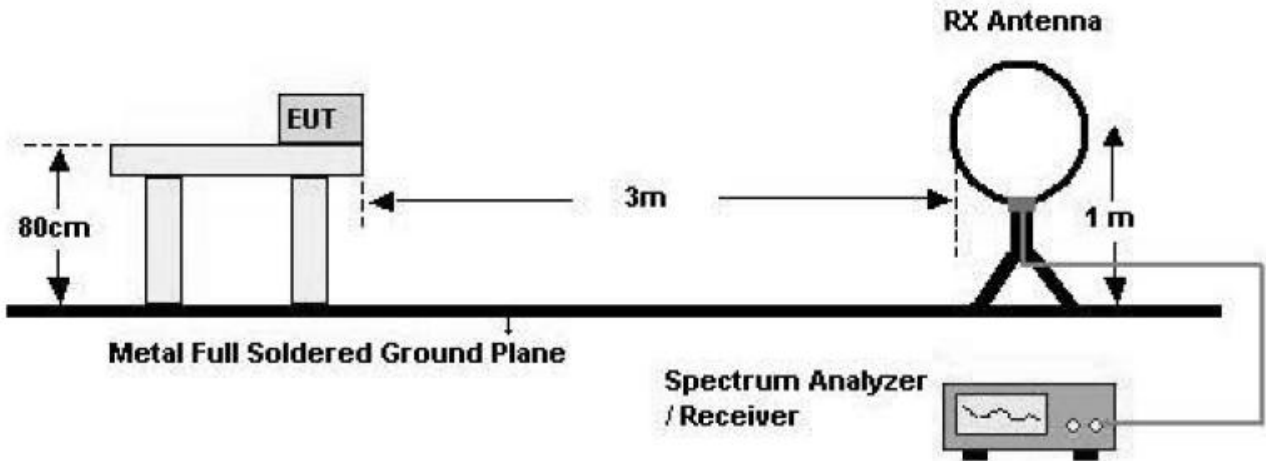
LIMIT : §15.247(d), §15.205, §15.209

1. 20dBc in any 100kHz bandwidth outside the operating frequency band. In case the emission fall within the restricted band specified on 15.205(a), then the 15.209(a) limit in the table below has to be followed.

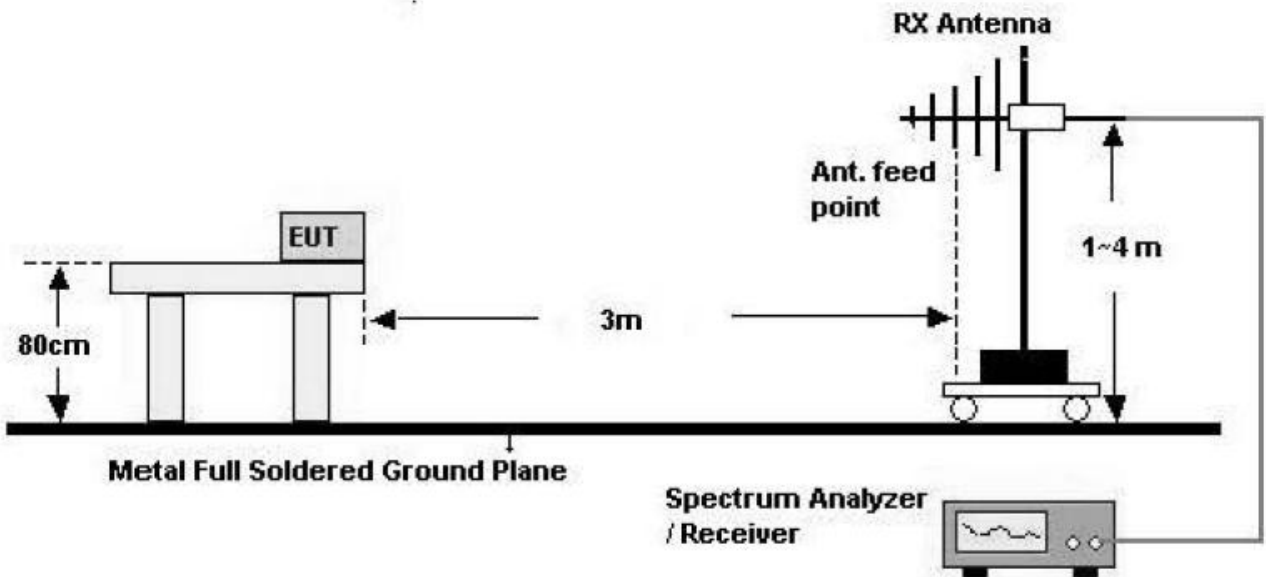
Frequency (MHz)	Field Strength (uV/m)	Measurement Distance (m)
0.009 – 0.490	2400/F(kHz)	300
0.490 – 1.705	24000/F(kHz)	30
1.705 – 30	30	30
30-88	100	3
88-216	150	3
216-960	200	3
Above 960	500	3

Test Configuration

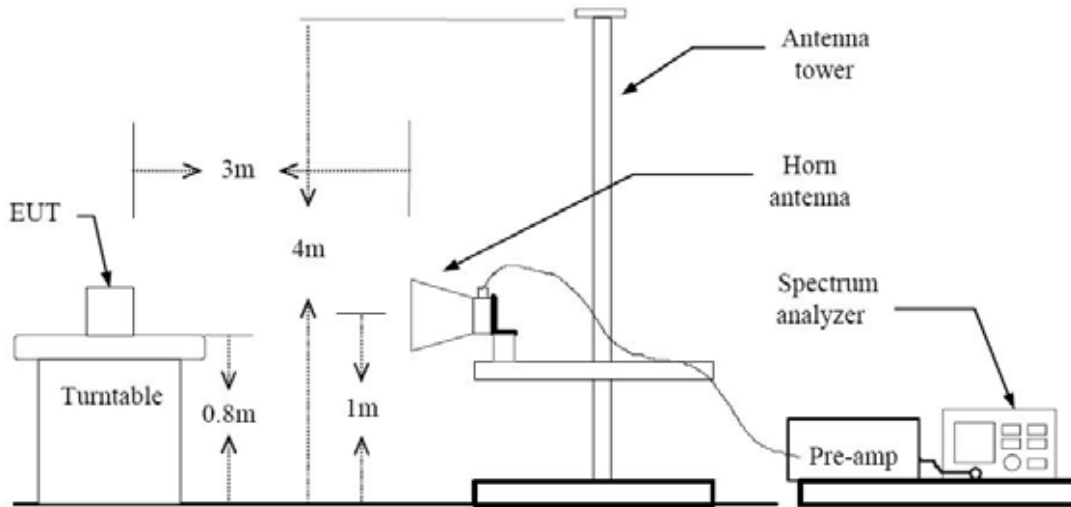
Below 30 MHz



30 MHz - 1 GHz



Above 1 GHz



TEST PROCEDURE

1. The EUT is placed on a turntable, which is 0.8 m above ground plane.
2. The turntable shall be rotated for 360 degrees to determine the position of maximum emission level.
3. EUT is set 3 m away from the receiving antenna, which is varied from 1m to 4m to find out the highest emissions.
4. Maximum procedure was performed on the six highest emissions to ensure EUT compliance.
5. And also, each emission was to be maximized by changing the polarization of receiving antenna both horizontal and vertical.
6. Repeat above procedures until the measurements for all frequencies are complete.

FCC PT.15.247 TEST REPORT		FCC CERTIFICATION REPORT		www.hct.co.kr
Test Report No. HCTR1301FR11	Date of Issue: January 22, 2013	EUT Type: 850/1900 GSM/GPRS/WCDMA Phone with Bluetooth(LE), 802.11b/g/n, NFC and EDGE Rx Only		FCC ID: A3LGTS6810M



TEST RESULTS

9 kHz – 30MHz

Operation Mode: Normal Mode

Frequency	Reading	Ant. factor	Cable loss	Ant. POL	Total	Limit	Margin
MHz	dB μ V	dB /m	dB	(H/V)	dB μ V/m	dB μ V/m	dB
No Critical peaks found							

Notes:

1. Measuring frequencies from 9 kHz to the 30MHz.
2. The reading of emissions are attenuated more than 20 dB below the permissible limits or the field strength is too small to be measured.
3. Distance extrapolation factor = 40 log (specific distance / test distance) (dB)
4. Limit line = specific Limits (dBuV) + Distance extrapolation factor
5. This test is performed with hopping off.
6. We have done x, y, z planes in EUT and horizontal and vertical polarization in detecting antenna.



TEST RESULTS

Below 1 GHz

Operation Mode: Normal Mode

Frequency	Reading	Ant. factor	Cable loss	Ant. POL	Total	Limit	Margin
MHz	dB μ V	dB /m	dB	(H/V)	dB μ V/m	dB μ V/m	dB
No Critical peaks found							

Notes:

1. Measuring frequencies from 30 MHz to the 1 GHz.
2. Radiated emissions measured in frequency range from 30 MHz to 1000 MHz were made with an instrument using Quasi peak detector mode.
3. This test is performed with hopping off.
4. We have done x, y, z planes in EUT and horizontal and vertical polarization in detecting antenna.



Above 1 GHz

Operation Mode: CH Low(GFSK)

Frequency [MHz]	Reading dBuV	A.F+CL-AMP GAIN [dB]	ANT. POL [H/V]	Total [dBuV/m]	Limit [dBuV/m]	Margin [dB]	Detect
4804	53.79	-0.84	V	52.95	74	21.05	PK
4804	46.30	-0.84	V	45.46	54	8.54	AV
7206	49.40	9.15	V	58.55	74	15.45	PK
7206	37.62	9.15	V	46.77	54	7.23	AV
4804	52.36	-0.84	H	51.52	74	22.48	PK
4804	42.56	-0.84	H	41.72	54	12.28	AV
7206	50.40	9.15	H	59.55	74	14.45	PK
7206	37.39	9.15	H	46.54	54	7.46	AV

A:F: ANTENNA FACTOR

C:L: CABLE LOSS

AMP GAIN: AMPLIFIER GAIN

Notes:

1. Measuring frequencies from 1 GHz to the 10th harmonic of highest fundamental frequency.
2. Measurements above show only up to 6 maximum emissions noted, or would be lesser if no specific emissions from the EUT are recorded (ie: margin > 20 dB from the applicable limit) and considered that's already beyond the background noise floor.
3. Radiated emissions measured in frequency above 1000 MHz were made with an instrument using Peak detector mode and average detector mode of the emission shown in Actual FS column.
4. Total = Reading Value + Antenna Factor + Cable Loss - Amp Gain
5. Spectrum setting:
 - a. Peak Setting 1 GHz – 26 GHz, RBW = 1 MHz, VBW = 1 MHz.
 - b. AV Setting 1 GHz – 26 GHz, RBW = 1 MHz, VBW = 1 kHz $\geq 1/\tau$ Hz, where τ = pulse width in seconds.
6. We have done Normal Mode and EDR Mode test. Worst case of EUT is Normal Mode.
7. This test is performed with hopping off.
8. We have done x, y, z planes in EUT and horizontal and vertical polarization in detecting antenna.

FCC PT.15.247 TEST REPORT		FCC CERTIFICATION REPORT		www.hct.co.kr
Test Report No. HCTR1301FR11	Date of Issue: January 22, 2013	EUT Type: 850/1900 GSM/GPRS/WCDMA Phone with Bluetooth(LE), 802.11b/g/n, NFC and EDGE Rx Only		FCC ID: A3LGTS6810M



Operation Mode: CH Mid(GFSK)

Frequency [MHz]	Reading dBuV	A.F+CL-AMP GAIN [dB]	ANT. POL [H/V]	Total [dBuV/m]	Limit [dBuV/m]	Margin [dB]	Detect
4882	54.11	-0.37	V	53.74	74	20.26	PK
4882	47.14	-0.37	V	46.77	54	7.23	AV
7323	49.39	8.72	V	58.11	74	15.90	PK
7323	36.61	8.72	V	45.33	54	8.68	AV
4882	52.05	-0.37	H	51.68	74	22.32	PK
4882	42.04	-0.37	H	41.67	54	12.33	AV
7323	49.17	8.72	H	57.89	74	16.12	PK
7323	36.68	8.72	H	45.40	54	8.61	AV

A:F: ANTENNA FACTOR

C:L: CABLE LOSS

AMP GAIN: AMPLIFIER GAIN

Notes:

1. Measuring frequencies from 1 GHz to the 10th harmonic of highest fundamental frequency.
2. Measurements above show only up to 6 maximum emissions noted, or would be lesser if no specific emissions from the EUT are recorded (ie: margin > 20 dB from the applicable limit) and considered that's already beyond the background noise floor.
3. Radiated emissions measured in frequency above 1000 MHz were made with an instrument using Peak detector mode and average detector mode of the emission shown in Actual FS column.
4. Total = Reading Value + Antenna Factor + Cable Loss - Amp Gain
5. Spectrum setting:
 - a. Peak Setting 1 GHz – 26 GHz, RBW = 1 MHz, VBW = 1 MHz.
 - b. AV Setting 1 GHz – 26 GHz, RBW = 1 MHz, VBW = 1 kHz $\geq 1/\tau$ Hz, where τ = pulse width in seconds.
6. We have done Normal Mode and EDR Mode test. Worst case of EUT is Normal Mode.
7. This test is performed with hopping off.
8. We have done x, y, z planes in EUT and horizontal and vertical polarization in detecting antenna.

FCC PT.15.247 TEST REPORT		FCC CERTIFICATION REPORT		www.hct.co.kr
Test Report No. HCTR1301FR11	Date of Issue: January 22, 2013	EUT Type: 850/1900 GSM/GPRS/WCDMA Phone with Bluetooth(LE), 802.11b/g/n, NFC and EDGE Rx Only		FCC ID: A3LGTS6810M



Operation Mode: CH High(GFSK)

Frequency [MHz]	Reading dBuV	A.F+CL-AMP GAIN [dB]	ANT. POL [H/V]	Total [dBuV/m]	Limit [dBuV/m]	Margin [dB]	Detect
4960	52.07	0.50	V	52.57	74	21.43	PK
4960	43.60	0.50	V	44.10	54	9.90	AV
7440	50.66	8.95	V	59.61	74	14.39	PK
7440	38.50	8.95	V	47.45	54	6.55	AV
4960	50.22	0.50	H	50.72	74	23.28	PK
4960	39.87	0.50	H	40.37	54	13.63	AV
7440	49.85	8.95	H	58.80	74	15.20	PK
7440	37.33	8.95	H	46.28	54	7.72	AV

A:F: ANTENNA FACTOR

C:L: CABLE LOSS

AMP GAIN: AMPLIFIER GAIN

Notes:

1. Measuring frequencies from 1 GHz to the 10th harmonic of highest fundamental frequency.
2. Measurements above show only up to 6 maximum emissions noted, or would be lesser if no specific emissions from the EUT are recorded (ie: margin > 20 dB from the applicable limit) and considered that's already beyond the background noise floor.
3. Radiated emissions measured in frequency above 1000 MHz were made with an instrument using Peak detector mode and average detector mode of the emission shown in Actual FS column.
4. Total = Reading Value + Antenna Factor + Cable Loss - Amp Gain
5. Spectrum setting:
 - a. Peak Setting 1 GHz – 26 GHz, RBW = 1 MHz, VBW = 1 MHz.
 - b. AV Setting 1 GHz – 26 GHz, RBW = 1 MHz, VBW = 1 kHz $\geq 1/\tau$ Hz, where τ = pulse width in seconds.
6. We have done Normal Mode and EDR Mode test. Worst case of EUT is Normal Mode.
7. This test is performed with hopping off.
8. We have done x, y, z planes in EUT and horizontal and vertical polarization in detecting antenna.

FCC PT.15.247 TEST REPORT	FCC CERTIFICATION REPORT		www.hct.co.kr
Test Report No. HCTR1301FR11	Date of Issue: January 22, 2013	EUT Type: 850/1900 GSM/GPRS/WCDMA Phone with Bluetooth(LE), 802.11b/g/n, NFC and EDGE Rx Only	FCC ID: A3LGTS6810M



8.6.3 RADIATED RESTRICTED BAND EDGES

Test Requirements and limit, §15.247(d), §15.205, §15.209

In any 100 kHz bandwidth outside the frequency band in which the spread spectrum is operating, the radio frequency power that is produced by the intentional radiator shall be at least 20 dB below that in the 100 kHz bandwidth within the band that contains the highest level of the desired power, based on either an RF conducted or a radiated measurement. Attenuation below the general limits specified in Section 15.209(a) is not required. In addition, radiated emissions which fall in the restricted bands, as defined in Section 15.205(a), must also comply with the radiated emission limits specified in section 15.209(a) (See section 15.205(c)).

Operation Mode	Normal(GFSK)
Operating Frequency	2402 MHz, 2480 MHz
Channel No	CH 0, CH 78

Frequency [MHz]	*Fund. Reading dBuV	A.F.+CL [dB]	Ant. Pol. [H/V]	*Fundamental [dBuV/m]	Delta Value [dBuV/m]	Duty Cycle Correction [dB]	Total [dBuV/m]	Limit [dBuV/m]	Margin [dB]	Detect
2390.0	63.13	33.90	H	97.03	44.12	0	52.91	74	21.09	PK
2390.0	62.60	33.90	H	96.50	44.12	-24.76	27.62	54	26.38	AV
2390.0	60.95	33.90	V	94.85	42.30	0	52.55	74	21.45	PK
2390.0	60.47	33.90	V	94.37	42.30	-24.76	27.31	54	26.69	AV
2483.5	65.56	33.99	H	99.55	50.65	0	48.90	74	25.10	PK
2483.5	65.15	33.99	H	99.14	50.65	-24.76	23.73	54	30.27	AV
2483.5	65.88	33.99	V	99.87	50.95	0	48.92	74	25.08	PK
2483.5	65.47	33.99	V	99.46	50.95	-24.76	23.75	54	30.25	AV

A:F: ANTENNA FACTOR
 C:L: CABLE LOSS
 AMP GAIN: AMPLIFIER GAIN

Notes:

- Total = Fundamental Reading Value + Antenna Factor + Cable Loss – Delta Value + Duty Cycle Correction Factor
- Spectrum setting:
 - Peak Setting 1 GHz – 26 GHz, RBW = 1 MHz, VBW = 1 MHz.
 - AV Setting 1 GHz – 26 GHz, RBW = 1 MHz, VBW = 1 kHz $\geq 1/\tau$ Hz, where τ = pulse width in seconds.
- FYI : Duty Cycle Correction Factor (79 channel hopping)
 - Time to cycle through all channels= $\Delta t = \tau \times 79$ channels = 228.468 ms, where τ = pulse width
 - $100 \text{ ms} / \Delta t \text{ [ms]} = H \rightarrow$ Round up to next highest integer, $H' = 1$
 - Worst Case Dwell Time = $\tau \times H' = 2.892$ ms
 - Duty Cycle Correction = $20 \log (\text{Worst Case Dwell Time} / 100\text{ms}) \text{ dB} = -30.776 \text{ dB}$
 - We applied DCCF in the test result which hopping channel number is 79.

FCC PT.15.247 TEST REPORT	FCC CERTIFICATION REPORT		www.hct.co.kr
Test Report No. HCTR1301FR11	Date of Issue: January 22, 2013	EUT Type: 850/1900 GSM/GPRS/WCDMA Phone with Bluetooth(LE), 802.11b/g/n, NFC and EDGE Rx Only	FCC ID: A3LGTS6810M



4. Duty Cycle Correction Factor(AFH mode – minimum channel number case - 20 channels)
 - a. Time to cycle through all channels= $\Delta t =$ [ms] x 20 channels = 57.84 ms, where = pulse width
 - b. $100 \text{ ms} / \Delta t \text{ [ms]} = H \rightarrow$ Round up to next highest integer, $H' = 2$
 - c. Worst Case Dwell Time = [ms] x $H' = 5.784 \text{ ms}$
 - d. Duty Cycle Correction(AFH) = $20 \log (\text{Worst Case Dwell Time} / 100\text{ms}) \text{ dB} = -24.7554 \text{ dB}$
5. Radiated Restricted Band Edge measures by marker-delta method according to ANSI C63.10(version : 2009)
6. We have done Normal Mode, EDR Mode. Worst case of EUT is Normla Mode.
7. This test is performed with hopping off.
8. We have done x, y, z planes in EUT and horizontal and vertical polarization in detecting antenna.
9. Marker-Delta Method

In making radiated band-edge measurements, there can be a problem obtaining meaningful data because a measurement instrument that is tuned to a band-edge frequency may also capture some in-band signals when using the resolution bandwidth (RBW).In an effort to compensate for this problem, the following technique for determining band-edge compliance shall be used.

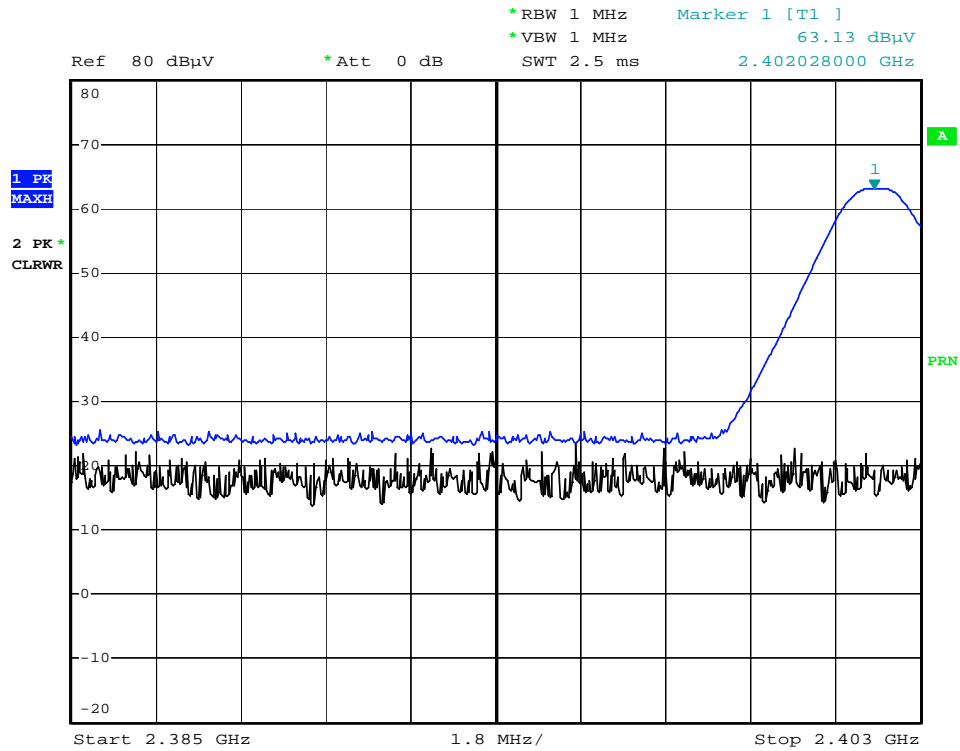
- a) Perform an in-band field strength measurement of the fundamental emission using the RBW and detector function specified in 6.3 and 6.4, 6.5, or 6.6, as applicable, and the appropriate regulatory requirements for the frequency being measured. and our Rules for the frequency being measured.
 For example, for a device operating in the 902-928 MHz band under 47 CFR 15.249, use a 120 kHz RBW with a CISPR QP detector (a peak detector with 100 kHz RBW may alternatively be used). For unlicensed wireless devices operating above 1 GHz, use a 1 MHz RBW, a 1 MHz VBW, and a peak detector as required by 47 CFR 15.35. Repeat the measurement with an average detector (i.e., 1 MHz RBW with 10 Hz VBW). For pulsed emissions, other factors must be included. For example note that radiated measurements of the fundamental emission of a spread spectrum unlicensed wireless device operating under 47 CFR 15.247 are not normally required, but they are necessary in connection with this procedure.
- b) Choose a spectrum analyzer span that encompasses both the peak of the fundamental emission and the band-edge emission under investigation. Set the analyzer RBW to approximately 1% to 5 % of the total span, unless otherwise specified, with a video bandwidth equal to or greater than the RBW. Record the peak levels of the fundamental emission and the relevant band-edge emission (i.e., run several sweeps in peak hold mode). Observe the stored trace and measure the amplitude delta between the peak of the fundamental and the peak of the band-edge emission. This is not an abosolute field strength measurement; it is only a relative measurement to determine the amount by which the emission drops at the band-edge relative to the highest fundamental emission level.
- c) Subtract the delta measured in b) from the field strengths measured in a). The resultant field strengths (CISPR QP, average, or peak, as appropriate) are then used to determine band-edge compliance of the resricted bands, described in 5.9.

FCC PT.15.247 TEST REPORT		FCC CERTIFICATION REPORT		www.hct.co.kr
Test Report No. HCTR1301FR11	Date of Issue: January 22, 2013	EUT Type: 850/1900 GSM/GPRS/WCDMA Phone with Bluetooth(LE), 802.11b/g/n, NFC and EDGE Rx Only		FCC ID: A3LGTS6810M



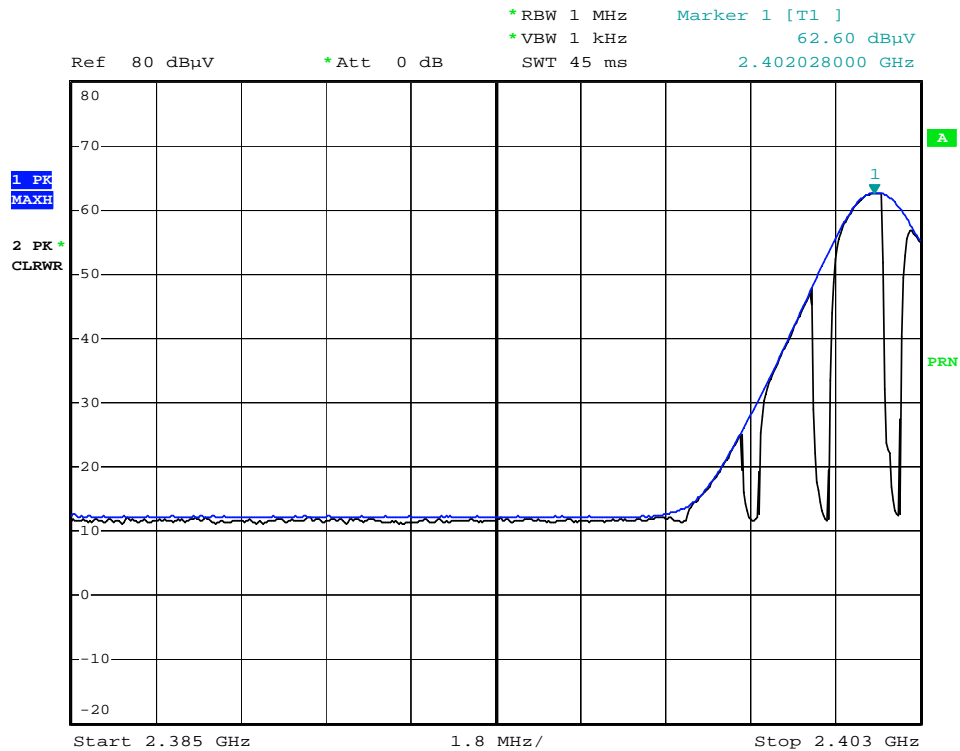
Test Plots (GFSK)

Fund. (Peak_Horizontal_CH 0)



Date: 10.JAN.2013 14:42:55

Fund. (Average_Horizontal_CH 0)

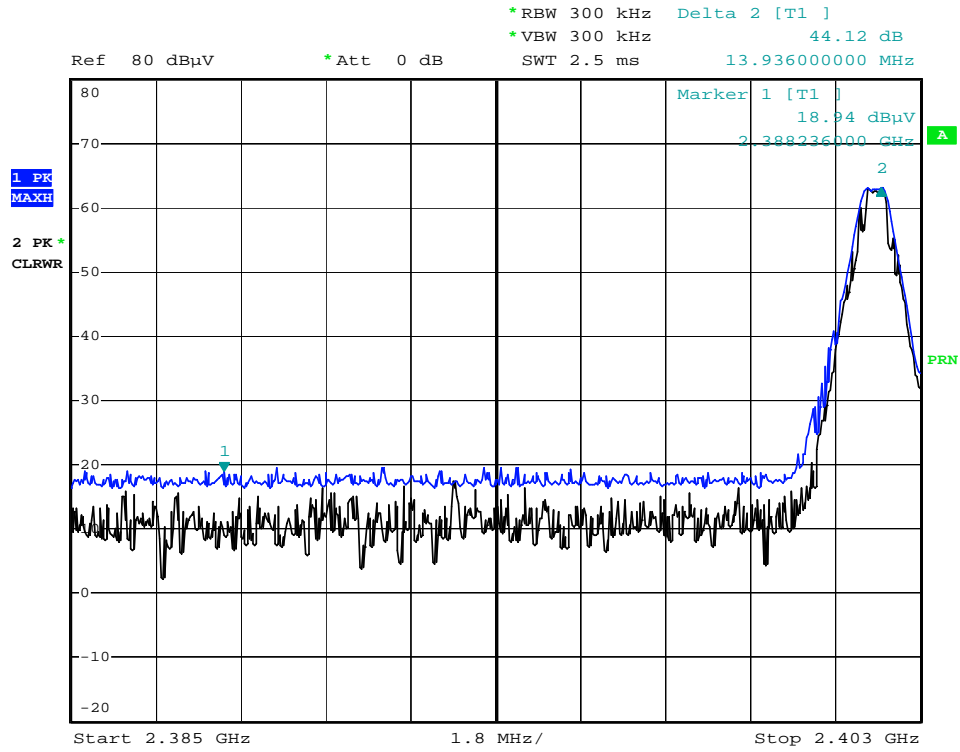


Date: 10.JAN.2013 14:43:43

FCC PT.15.247 TEST REPORT		FCC CERTIFICATION REPORT		www.hct.co.kr
Test Report No. HCTR1301FR11	Date of Issue: January 22, 2013	EUT Type: 850/1900 GSM/GPRS/WCDMA Phone with Bluetooth(LE), 802.11b/g/n, NFC and EDGE Rx Only		FCC ID: A3LGTS6810M



Delta (Horizontal _CH 0)

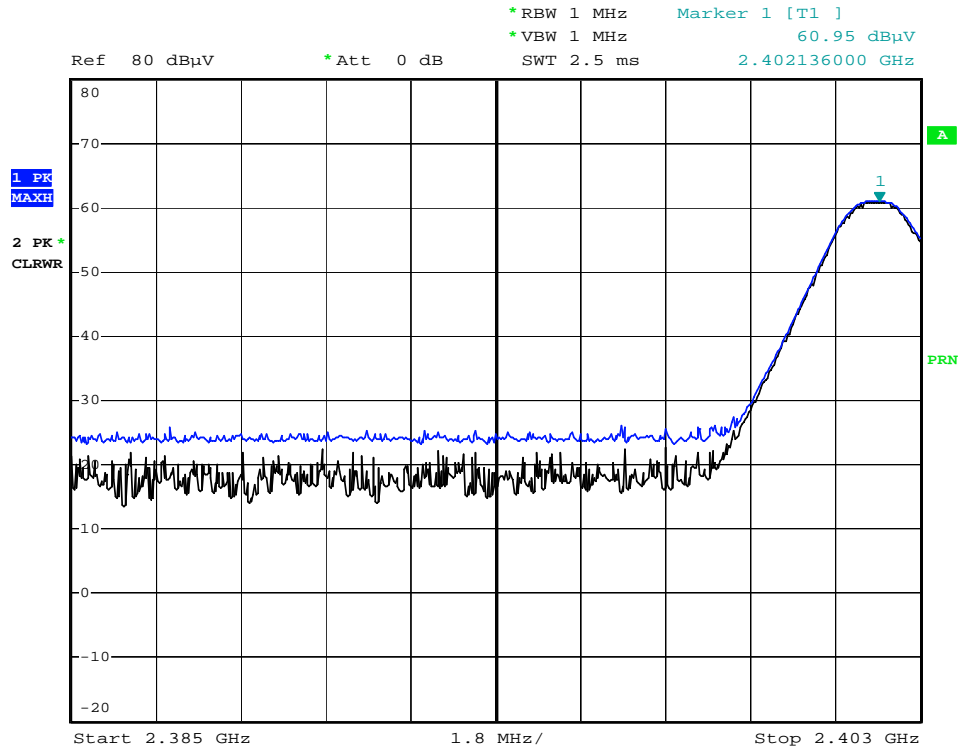


Date: 10.JAN.2013 14:44:13

FCC PT.15.247 TEST REPORT		FCC CERTIFICATION REPORT		www.hct.co.kr
Test Report No. HCTR1301FR11	Date of Issue: January 22, 2013	EUT Type: 850/1900 GSM/GPRS/WCDMA Phone with Bluetooth(LE), 802.11b/g/n, NFC and EDGE Rx Only		FCC ID: A3LGTS6810M

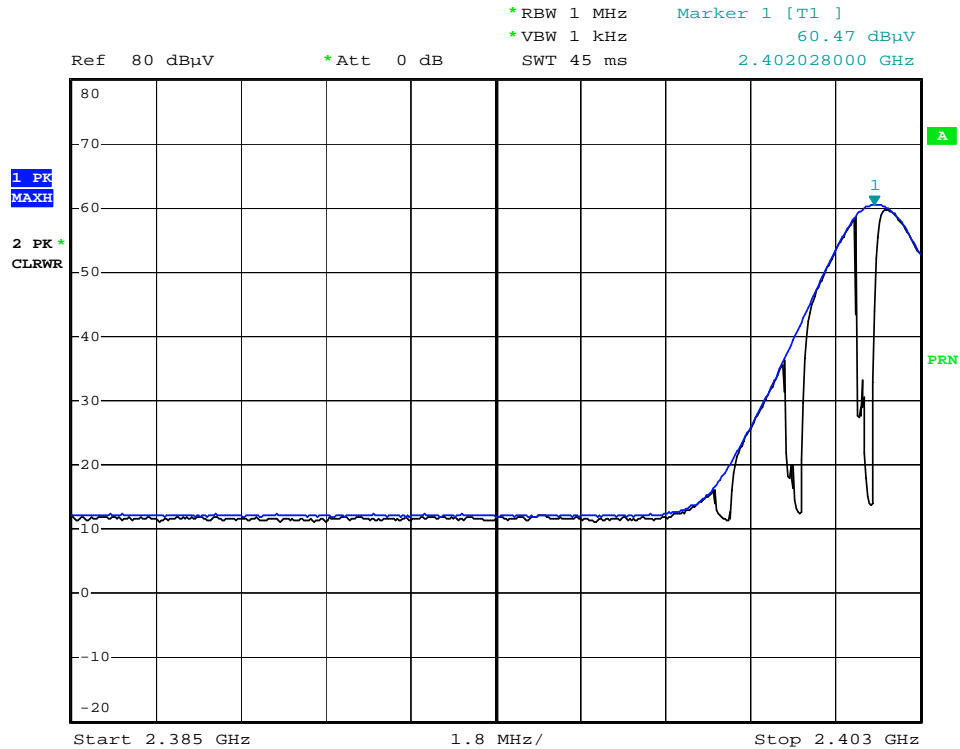


Fund. (Peak_Vertical_CH 0)



Date: 10.JAN.2013 14:37:35

Fund. (Average_Vertical_CH 0)

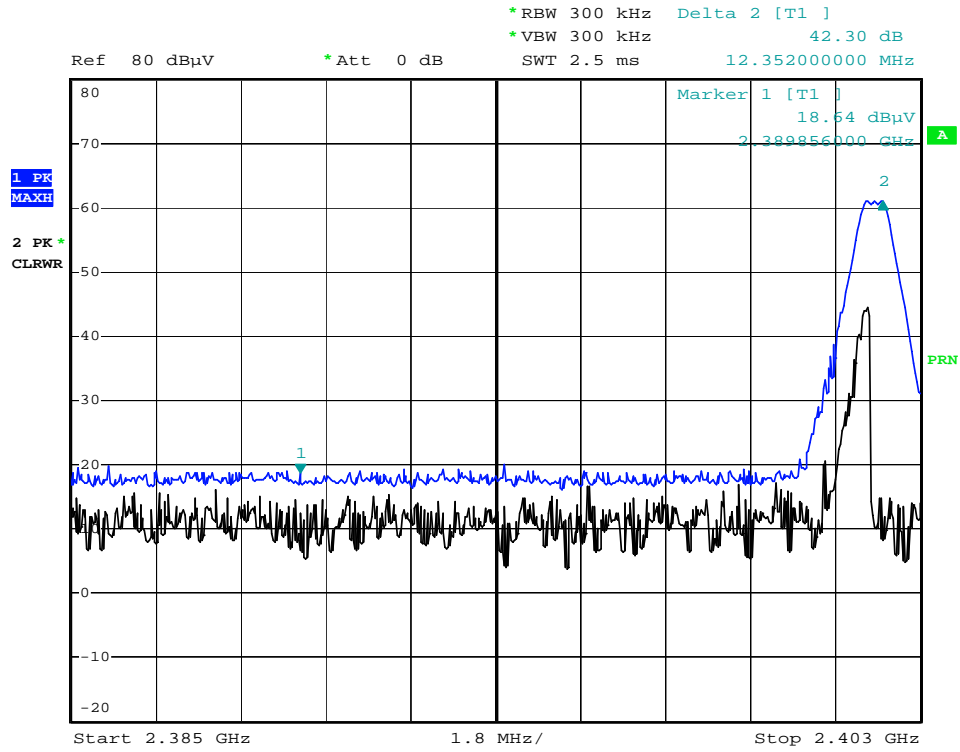


Date: 10.JAN.2013 14:38:00

FCC PT.15.247 TEST REPORT		FCC CERTIFICATION REPORT		www.hct.co.kr
Test Report No. HCTR1301FR11	Date of Issue: January 22, 2013	EUT Type: 850/1900 GSM/GPRS/WCDMA Phone with Bluetooth(LE), 802.11b/g/n, NFC and EDGE Rx Only		FCC ID: A3LGTS6810M



Delta (Vertical_CH 0)

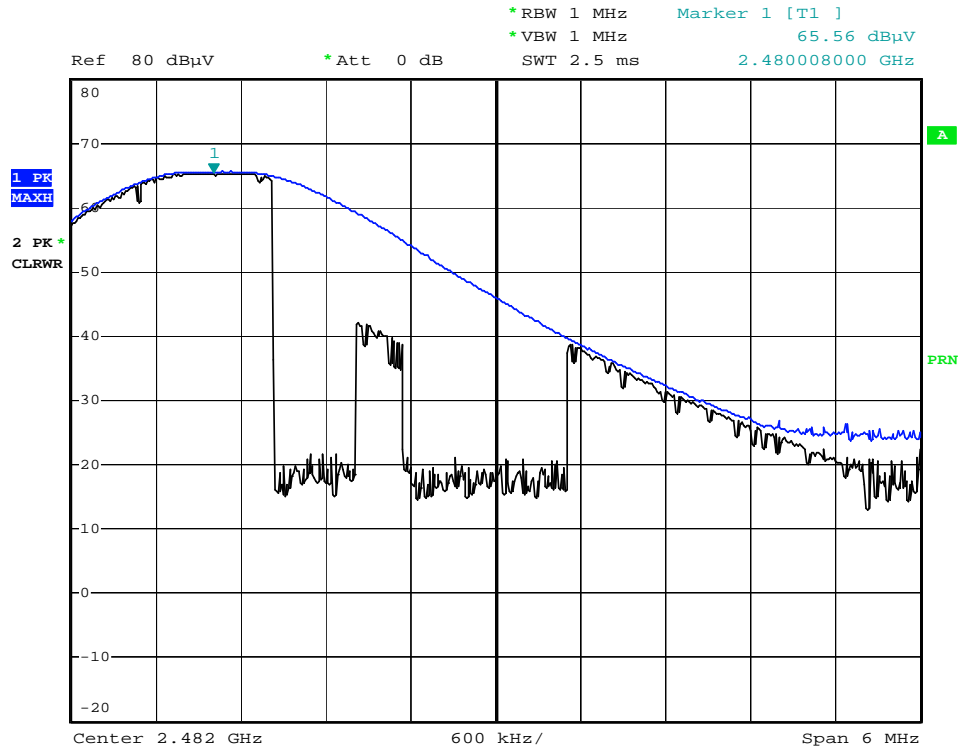


Date: 10.JAN.2013 14:38:59

FCC PT.15.247 TEST REPORT		FCC CERTIFICATION REPORT		www.hct.co.kr
Test Report No. HCTR1301FR11	Date of Issue: January 22, 2013	EUT Type: 850/1900 GSM/GPRS/WCDMA Phone with Bluetooth(LE), 802.11b/g/n, NFC and EDGE Rx Only		FCC ID: A3LGTS6810M

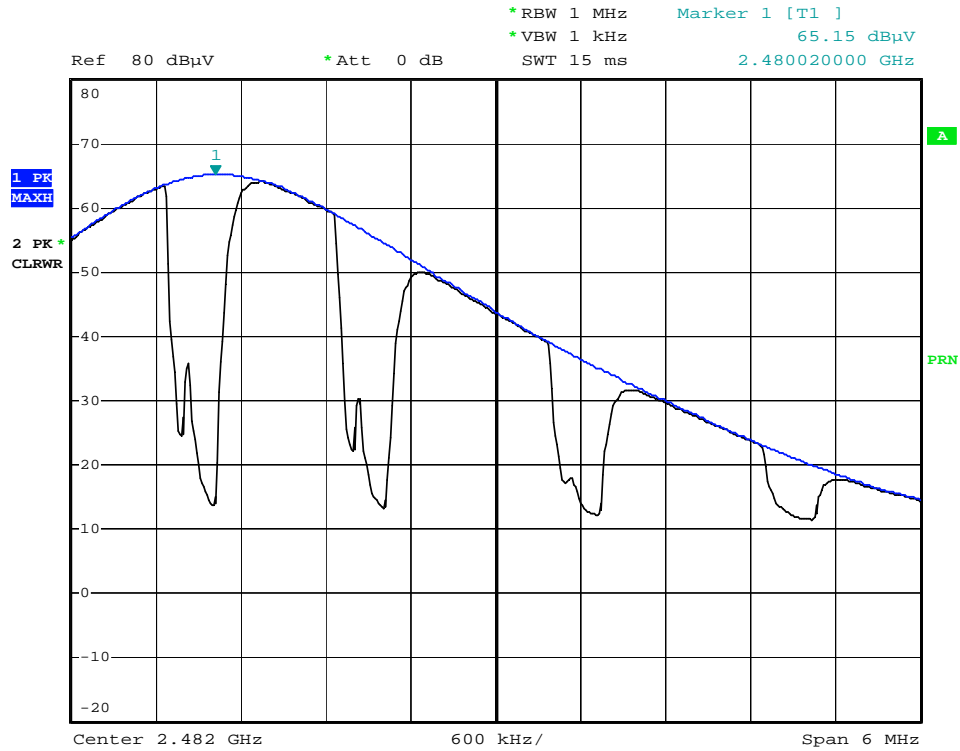


Fund. (Peak_Horizontal_CH 79)



Date: 10.JAN.2013 13:53:04

Fund. (Average_Horizontal_CH 79)

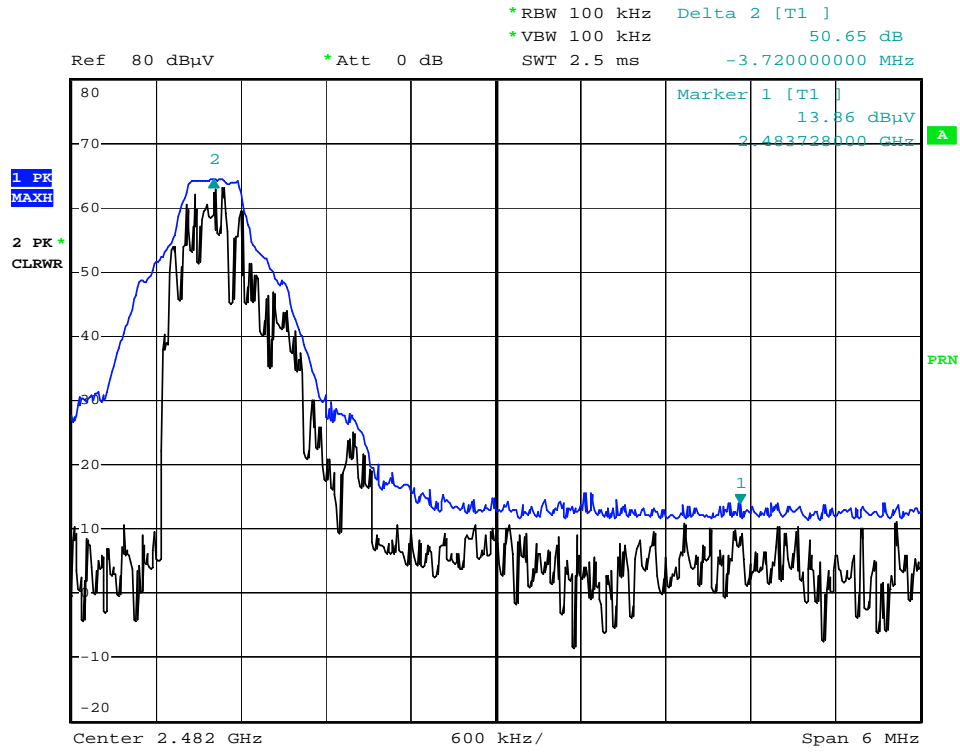


Date: 10.JAN.2013 13:53:33

FCC PT.15.247 TEST REPORT		FCC CERTIFICATION REPORT		www.hct.co.kr
Test Report No. HCTR1301FR11	Date of Issue: January 22, 2013	EUT Type: 850/1900 GSM/GPRS/WCDMA Phone with Bluetooth(LE), 802.11b/g/n, NFC and EDGE Rx Only		FCC ID: A3LGTS6810M



Delta (Horizontal_CH 79)

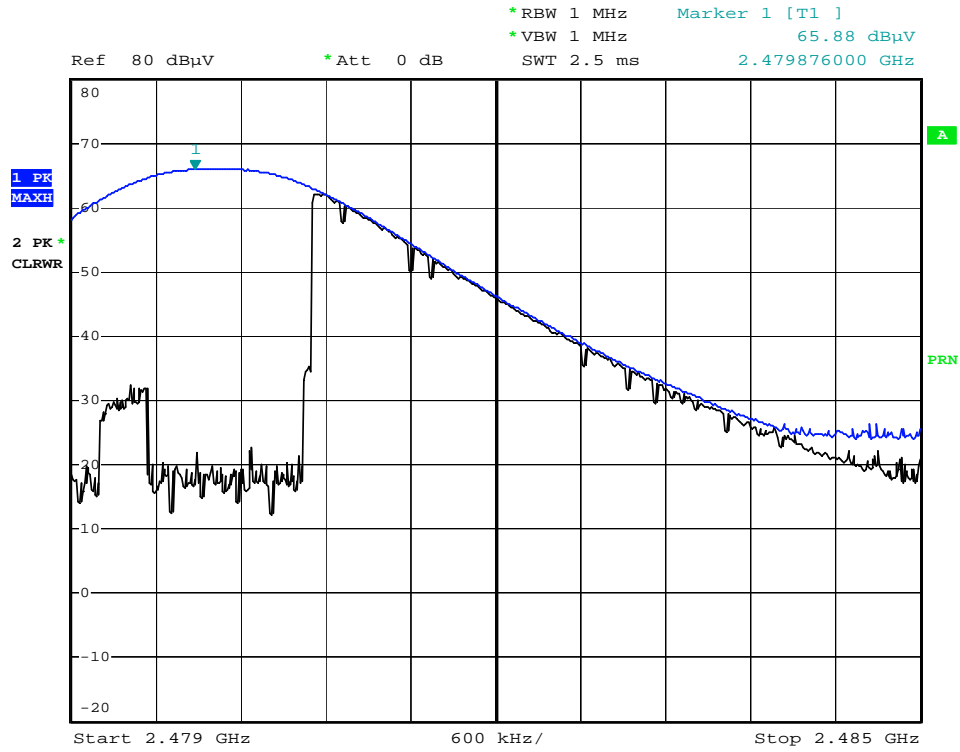


Date: 10.JAN.2013 13:54:23

FCC PT.15.247 TEST REPORT		FCC CERTIFICATION REPORT		www.hct.co.kr
Test Report No. HCTR1301FR11	Date of Issue: January 22, 2013	EUT Type: 850/1900 GSM/GPRS/WCDMA Phone with Bluetooth(LE), 802.11b/g/n, NFC and EDGE Rx Only		FCC ID: A3LGTS6810M

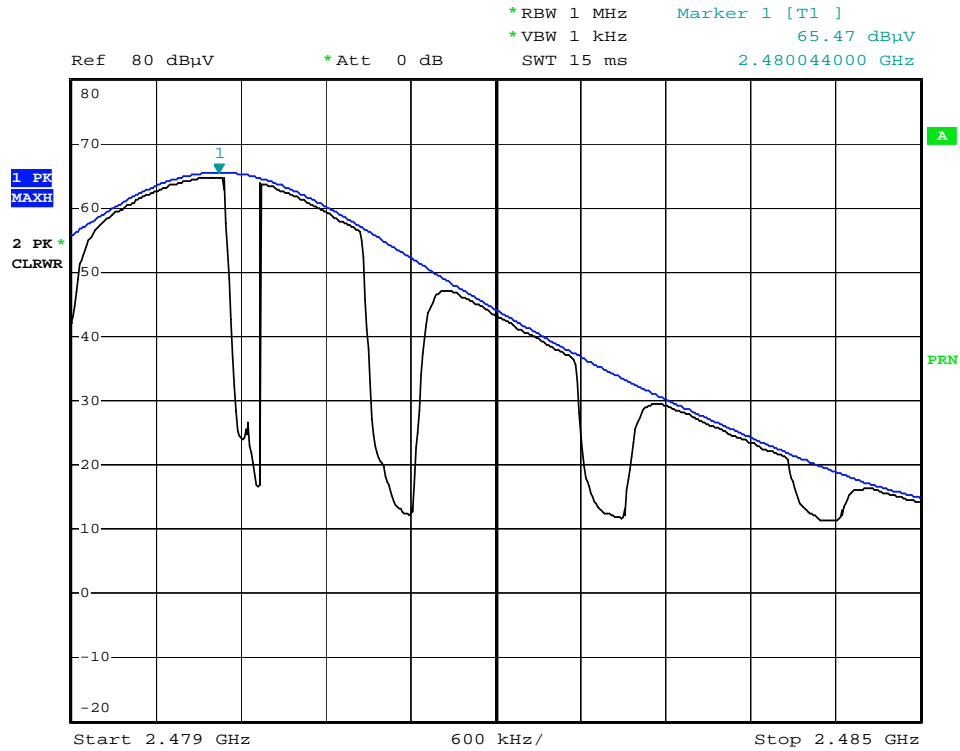


Fund. (Peak_Vertical_CH 79)



Date: 10.JAN.2013 13:41:51

Fund. (Average_Vertical_CH 79)

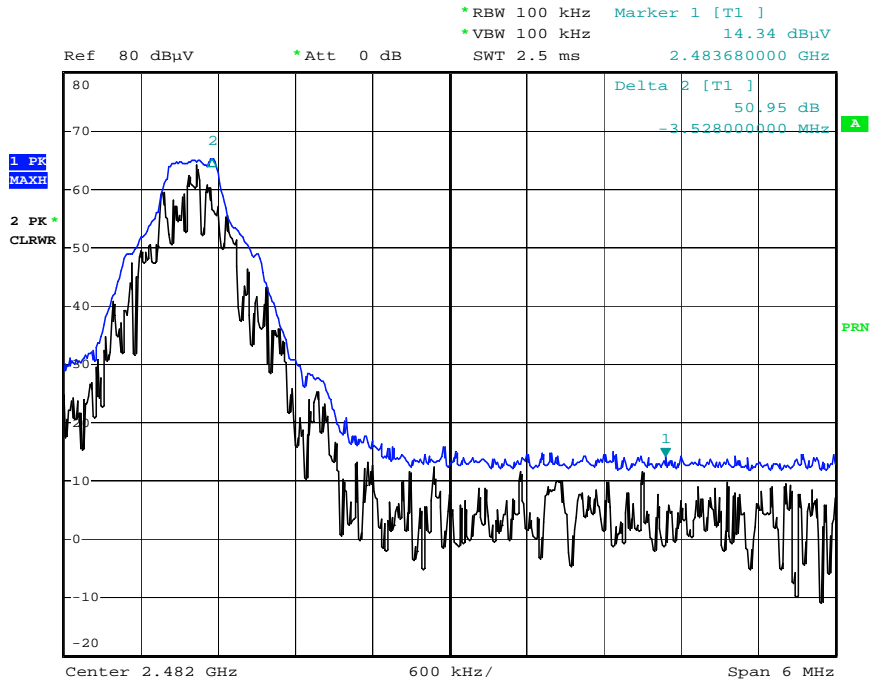


Date: 10.JAN.2013 13:42:25

FCC PT.15.247 TEST REPORT		FCC CERTIFICATION REPORT		www.hct.co.kr
Test Report No. HCTR1301FR11	Date of Issue: January 22, 2013	EUT Type: 850/1900 GSM/GPRS/WCDMA Phone with Bluetooth(LE), 802.11b/g/n, NFC and EDGE Rx Only		FCC ID: A3LGTS6810M



Delta (Vertical_CH 79)



Date: 10.JAN.2013 13:43:38

FCC PT.15.247 TEST REPORT		FCC CERTIFICATION REPORT		www.hct.co.kr
Test Report No. HCTR1301FR11	Date of Issue: January 22, 2013	EUT Type: 850/1900 GSM/GPRS/WCDMA Phone with Bluetooth(LE), 802.11b/g/n, NFC and EDGE Rx Only		FCC ID: A3LGTS6810M

8.7 POWERLINE CONDUCTED EMISSIONS

LIMIT

For an intentional radiator which is designed to be connected to the public utility (AC) power line, the radio frequency voltage that is conducted back onto the AC power line on any frequency or frequencies within the band 150 kHz to 30 MHz shall not exceed 250 microvolt (The limit decreases linearly with the logarithm of the frequency in the range 0.15 MHz to 0.50 MHz). The limits at specific frequency range is listed as follows:

Frequency Range (MHz)	Limits (dB μ V)	
	Quasi-peak	Average
0.15 to 0.50	66 to 56	56 to 46
0.50 to 5	56	46
5 to 30	60	50

Compliance with this provision shall be based on the measurement of the radio frequency voltage between each power line (LINE and NEUTRAL) and ground at the power terminals.

Test Configuration

See test photographs attached in Appendix 1 for the actual connections between EUT and support equipment.

TEST PROCEDURE

1. The EUT is placed on a wooden table 80 cm above the reference ground plane.
2. The EUT is connected via LISN to a test power supply.
3. The measurement results are obtained as described below:
4. Detectors – Quasi Peak and Average Detector.
5. This test is performed with hopping on.



RESULT PLOTS

Conducted Emissions (Line 1)

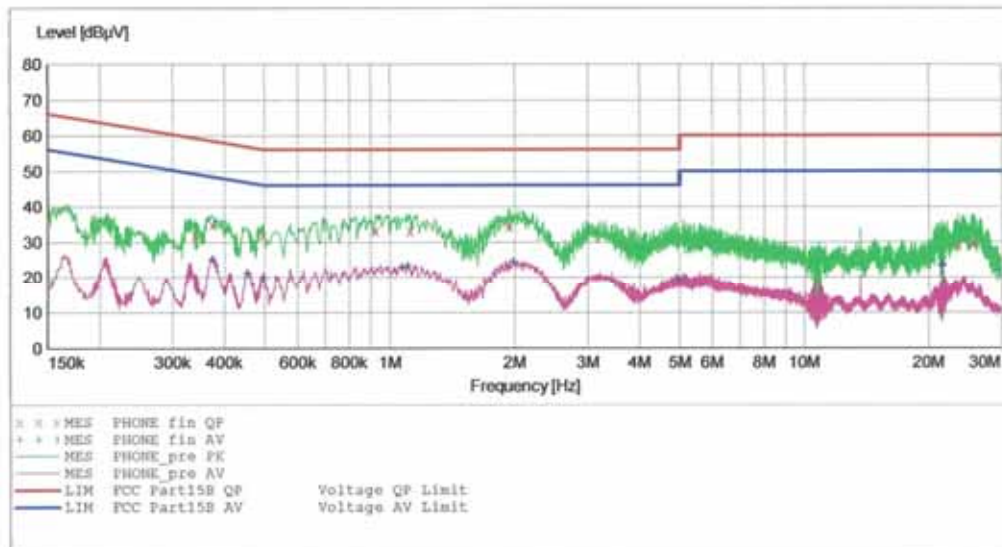
HCT

EMC

EUT: GT-S6810M
 Manufacturer: SAMSUNG
 Operating Condition: BT MODE
 Test Site: SHIELD ROOM
 Operator: JS LEE
 Test Specification: FCC PART 15 B
 Comment: H

SCAN TABLE: "FCC PART 15 B(H)"

Start Frequency	Stop Frequency	Step Width	FCC PART 15 CLASS B Detector	Meas. Time	IF Bandw.	Transducer
150.0 kHz	500.0 kHz	1.0 kHz	MaxPeak	10.0 ms	9 kHz	None
			Average			
500.0 kHz	5.0 MHz	4.0 kHz	MaxPeak	10.0 ms	9 kHz	None
			Average			
5.0 MHz	30.0 MHz	4.0 kHz	MaxPeak	10.0 ms	9 kHz	None
			Average			



MEASUREMENT RESULT: "PHONE_fin_QP"

Frequency MHz	Level dBµV	Transd dB	Limit dBµV	Margin dB	Line	PE
0.339010	31.80	9.7	59	27.5	---	---
0.374010	34.90	9.8	58	23.5	---	---
0.496010	32.00	9.8	56	24.1	---	---
0.928000	33.40	9.8	56	22.6	---	---
1.120000	33.20	9.8	56	22.8	---	---
1.936000	34.40	9.9	56	21.6	---	---
23.568000	29.30	11.9	60	30.7	---	---
25.604000	29.70	12.0	60	30.3	---	---
25.644000	29.70	12.0	60	30.3	---	---



MEASUREMENT RESULT: "PHONE_fin AV"

1/19/2013 1:32AM

Frequency MHz	Level dBpV	Transd dB	Limit dBpV	Margin dB	Line	PE
0.374010	25.20	9.8	48	23.2	---	---
0.455010	21.30	9.8	47	25.5	---	---
0.498010	19.90	9.8	46	26.2	---	---
1.072000	22.90	9.8	46	23.1	---	---
1.108000	23.30	9.8	46	22.7	---	---
1.984000	24.40	9.9	46	21.6	---	---
5.000000	19.40	10.2	46	26.6	---	---
21.500000	23.20	11.8	50	26.8	---	---
21.540000	23.80	11.8	50	26.2	---	---

FCC PT.15.247 TEST REPORT	FCC CERTIFICATION REPORT		www.hct.co.kr
Test Report No. HCTR1301FR11	Date of Issue: January 22, 2013	EUT Type: 850/1900 GSM/GPRS/WCDMA Phone with Bluetooth(LE), 802.11b/g/n, NFC and EDGE Rx Only	FCC ID: A3LGTS6810M



Conducted Emissions (Line 2)

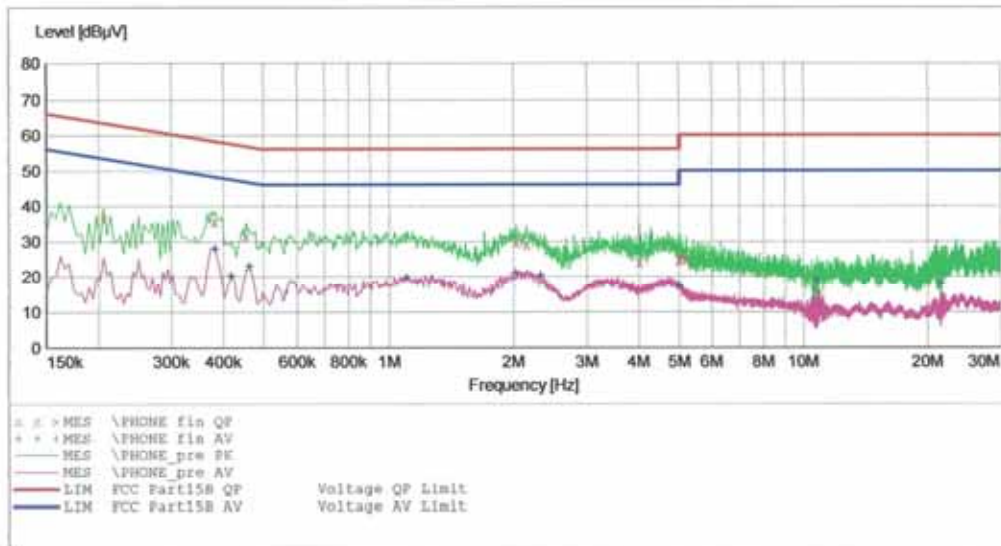
HCT

EMC

EUT: GT-S6810M
 Manufacturer: SAMSUNG
 Operating Condition: BT MODE
 Test Site: SHIELD ROOM
 Operator: JS LEE
 Test Specification: FCC PART 15 CLASS B
 Comment: N

SCAN TABLE: "FCC PART 15 B(N)"

Short Description:			FCC PART 15 CLASS B			
Start	Stop	Step	Detector	Meas. Time	IF Bandw.	Transducer
150.0 kHz	500.0 kHz	4.0 kHz	MaxPeak	10.0 ms	9 kHz	None
500.0 kHz	5.0 MHz	4.0 kHz	Average	10.0 ms	9 kHz	None
5.0 MHz	30.0 MHz	4.0 kHz	MaxPeak	10.0 ms	9 kHz	None
			Average			



MEASUREMENT RESULT: "\PHONE_fin QP"

1/19/2013 1:36AM

Frequency	Level	Transd	Limit	Margin	Line	PE
MHz	dBµV	dB	dBµV	dB		
0.206010	36.40	9.9	63	27.0	---	---
0.382010	35.60	10.0	58	22.6	---	---
0.454010	31.40	10.0	57	25.4	---	---
2.032000	29.70	10.1	56	26.3	---	---
2.152000	29.10	10.1	56	26.9	---	---
4.016000	24.00	10.3	56	32.0	---	---
5.000000	24.90	10.4	56	31.1	---	---
5.036000	24.60	10.4	60	35.4	---	---
5.208000	24.90	10.4	60	35.1	---	---



MEASUREMENT RESULT: "\PHONE_fin AV"

1/19/2013 1:36AM

Frequency MHz	Level dBμV	Transd dB	Limit dBμV	Margin dB	Line	PE
0.382010	28.00	10.0	48	20.2	---	---
0.418010	20.20	10.0	48	27.3	---	---
0.462010	23.00	10.0	47	23.7	---	---
1.104000	19.60	10.0	46	26.4	---	---
2.032000	21.20	10.1	46	24.8	---	---
2.324000	20.40	10.2	46	25.6	---	---
5.000000	17.40	10.4	46	28.6	---	---
10.792000	18.90	10.8	50	31.1	---	---
21.540000	17.80	12.2	50	32.2	---	---

FCC PT.15.247 TEST REPORT		FCC CERTIFICATION REPORT		www.hct.co.kr
Test Report No. HCTR1301FR11	Date of Issue: January 22, 2013	EUT Type: 850/1900 GSM/GPRS/WCDMA Phone with Bluetooth(LE), 802.11b/g/n, NFC and EDGE Rx Only		FCC ID: A3LGTS6810M

9. LIST OF TEST EQUIPMENT

Manufacturer	Model / Equipment	Calibration Interval	Calibration Due	Serial No.
Rohde & Schwarz	ENV216/ LISN	Annual	02/09/2013	100073
Schwarzbeck	VULB 9168/ TRILOG Antenna	Biennial	02/09/2013	200
Rohde & Schwarz	ESI 40 / EMI TEST RECEIVER	Annual	05/03/2013	831564103
Agilent	E4440A/ Spectrum Analyzer	Annual	05/02/2013	US45303008
Agilent	N9020A/ SIGNAL ANALYZER	Annual	07/31/2013	MY51110020
HD	MA240/ Antenna Position Tower	N/A	N/A	556
EMCO	1050/ Turn Table	N/A	N/A	114
HD GmbH	HD 100/ Controller	N/A	N/A	13
HD GmbH	KMS 560/ SlideBar	N/A	N/A	12
Rohde & Schwarz	SCU-18/ Signal Conditioning Unit	Annual	09/11/2013	10094
MITEQ	AMF-6B-180265-35-10P / POWER AMP	Annual	04/16/2013	667624
CERNEX	CBL26405040 / POWER AMP	Annual	04/16/2013	19660
Schwarzbeck	BBHA 9120D/ Horn Antenna	Biennial	10/17/2013	937
Schwarzbeck	BBHA9170 / Horn Antenna(15 GHz ~ 40 GHz)	Biennial	10/26/2012	BBHA9170342
Rohde & Schwarz	FSP / Spectrum Analyzer	Annual	02/09/2013	839117/011
Agilent	E4416A /Power Meter	Annual	11/07/2013	GB41291412
Agilent	E9327A /POWER SENSOR	Annual	05/02/2013	MY4442009
Wainwright Instrument	WHF3.3/18G-10EF / High Pass Filter	Annual	05/02/2013	1
Wainwright Instrument	WRCJ2400/2483.5-2370/2520-60/14SS / Band Reject Filter	Annual	05/02/2013	1
Hewlett Packard	11636B/Power Divider	Annual	11/07/2012	11377
Agilent	87300B/Directional Coupler	Annual	12/26/2012	3116A03621
Hewlett Packard	11667B / Power Splitter	Annual	06/05/2013	05001
DIGITAL	EP-3010 /DC POWER SUPPLY	Annual	11/07/2013	3110117
ITECH	IT6720 / DC POWER SUPPLY	Annual	11/07/2013	10002156287001199
TESCOM	TC-3000C / BLUETOOTH TESTER	Annual	11/07/2013	3000C000276
Rohde & Schwarz	CBT / BLUETOOTH TESTER	Annual	05/02/2013	100422
EMCO	6502.LOOP ANTENNA	Biennial	01/11/2014	9009-2536
CERNEX	CBLU1183540 / POWER AMP	Annual	07/27/2013	21691