



HCT CO., LTD.

CERTIFICATE OF COMPLIANCE FCC Certification

Applicant Name:
SAMSUNG Electronics Co., Ltd.

Address:
416, Maetan 3-dong, Yeongtong-gu, Suwon-si,
Gyeonggi-do 443-742, Korea

Date of Issue:
May 07, 2012

Test Site/Location:
HCT CO., LTD., 105-1, Jangam-ri, Majang-Myeon,
Icheon-si, Kyunggi-Do, Korea

Report No.: HCTR1205FR13

HCT FRN: 0005866421

FCC ID : A3LGTS6802B

APPLICANT : SAMSUNG Electronics Co., Ltd.

FCC Model(s): GT-S6802B

EUT Type: 850/1900 GSM/GPRS/ WCDMA Phone with Bluetooth/WLAN and, EDGE Rx Only

Max. RF Output Power: Wi-Fi 802.11b(22.98 dBm) / Wi-Fi 802.11g (23.40 dBm)
/ Wi-Fi 802.11n (23.19 dBm)

Frequency Range: 2412 MHz -2462 MHz

Modulation type CCK/DSSS/OFDM

FCC Classification: Digital Transmission System(DTS)

FCC Rule Part(s): Part 15.247

Engineering Statement:

The measurements shown in this report were made in accordance with the procedures indicated, and the emissions from this equipment were found to be within the limits applicable. I assume full responsibility for the accuracy and completeness of these measurements, and for the qualifications of all persons taking them.

HCT CO., LTD. Certifies that no party to this application has subject to a denial of Federal benefits that includes FCC benefits pursuant to section 5301 of the Anti-Drug Abuse Act of 1998,21 U.S. C.853(a)



Report prepared by
: Jong Seok Lee

Test engineer of RF Team



Approved by
: Sang Jun Lee

Manager of RF Team

This report only responds to the tested sample and may not be reproduced, except in full, without written approval of the HCT Co., Ltd.

FCC PT.15.247 TEST REPORT		FCC CERTIFICATION REPORT		www.hct.co.kr
Test Report No. HCTR1205FR13	Date of Issue: May 07, 2012	EUT Type: 850/1900 GSM/GPRS/ WCDMA Phone with Bluetooth/WLAN and, EDGE Rx Only	FCC ID: A3LGTS6802B	

Version

TEST REPORT NO.	DATE	DESCRIPTION
HCTR1205FR13	May 07, 2012	- First Approval Report

Table of Contents

- 1. GENERAL INFORMATION 3
- 2. EUT DESCRIPTION 3
- 3. TEST METHODOLOGY 3
 - 3.1 EUT CONFIGURATION 3
 - 3.2 EUT EXERCISE 3
 - 3.3 GENERAL TEST PROCEDURES 3
 - 3.4 DESCRIPTION OF TEST MODES 3
- 4. INSTRUMENT CALIBRATION..... 3
- 5. FACILITIES AND ACCREDITATIONS 3
 - 5.1 FACILITIES 3
 - 5.2 EQUIPMENT 3
- 6. ANTENNA REQUIREMENTS 3
- 7. SUMMARY TEST OF RESULTS 3
- 8. TEST RESULT 3
 - 8.1 6dB BANDWIDTH (802.11b/g/n) 3
 - 8.2 OUTPUT POWER (802.11b/g/n) 3
 - 8.3 POWER SPECTRAL DENSITY (802.11b/g/n)..... 3
 - 8.4 OUT OF BAND EMISSIONS AT THE BAND EDGE/ CONDUCTED SPURIOUS EMISSIONS 3
 - 8.5 RADIATED MEASUREMENT..... 3
 - 8.5.1 RADIATED SPURIOUS EMISSIONS..... 3
 - 8.5.2 RADIATED RESTRICTED BAND EDGES 3
 - 8.6 POWERLINE CONDUCTED EMISSIONS 3
- 9. LIST OF TEST EQUIPMENT 3

FCC PT.15.247 TEST REPORT		FCC CERTIFICATION REPORT		www.hct.co.kr
Test Report No. HCTR1205FR13	Date of Issue: May 07, 2012	EUT Type: 850/1900 GSM/GPRS/ WCDMA Phone with Bluetooth/WLAN and, EDGE Rx Only		FCC ID: A3LGTS6802B

1. GENERAL INFORMATION

Applicant: SAMSUNG Electronics Co., Ltd.
Address: 416, Maetan 3-dong, Yeongtong-gu, Suwon-si, Gyeonggi-do 443-742, Korea
FCC ID: A3LGTS6802B
EUT Type: 850/1900 GSM/GPRS/ WCDMA Phone with Bluetooth/WLAN and, EDGE Rx Only
Model name(s): GT-S6802B
Date(s) of Tests: April 27, 2012 ~ , May 5, 2012
Contact Person: Name: In Ki Kim
Phone #: +82-31-301-6359
Place of Tests: HCT Co., Ltd.
105-1, Jangam-ri , Majang-Myeon, Icheon-si, Kyunggi-Do, 467-811, KOREA.
(IC Recognition No. : 5944A-3)

2. EUT DESCRIPTION

EUT Type	850/1900 GSM/GPRS/ WCDMA Phone with Bluetooth/WLAN and, EDGE Rx Only	
FCC Model Name	GT-S6802B	
Power Supply	DC 3.7 V	
Battery type	Li-ion Battery(Standard)	
Frequency Range	TX: 2412 MHz ~ 2462 MHz RX: 2412 MHz ~ 2462 MHz	
Max. RF Output Power	Peak	Wi-Fi 802.11b(22.98 dBm) / Wi-Fi 802.11g (23.40 dBm) / Wi-Fi 802.11n (23.19 dBm)
	Average	Wi-Fi 802.11b(16.35 dBm) / Wi-Fi 802.11g (14.63 dBm) / Wi-Fi 802.11n (14.51 dBm)
Modulation Type	DSSS/CCK(802.11b), OFDM(802.11g, 802.11n)	
Antenna Specification	Manufacturer: SKYCROSS Antenna type: FPCB Antenna Peak Gain : 2.56 dBi	

3. TEST METHODOLOGY

The measurement procedure described in the American National Standard for Testing Unlicensed Wireless Devices(ANSI C63.10-2009) and FCC KDB 558074 D01 DTS Meas Guidance V01 dated January 18, 2012 entitled “Guidance for Performing Compliance Measurements on Digital Transmission Systems(DTS) Operating Under §15.247” were used in the measurement.

3.1 EUT CONFIGURATION

The EUT configuration for testing is installed on RF field strength measurement to meet the Commissions requirement and operating in a manner that intends to maximize its emission characteristics in a continuous normal application.

3.2 EUT EXERCISE

The EUT was operated in the engineering mode to fix the Tx frequency that was for the purpose of the measurements. According to its specifications, the EUT must comply with the requirements of the Section 15.207, 15.209 and 15.247 under the FCC Rules Part 15 Subpart C.

3.3 GENERAL TEST PROCEDURES

Conducted Emissions

The EUT is placed on the turntable, which is 0.8 m above ground plane. According to the requirements in Section 6.2 of ANSI C63.10. (Version :2009) Conducted emissions from the EUT measured in the frequency range between 0.15 MHz and 30MHz using CISPR Quasi-peak and average detector modes.

Radiated Emissions

The EUT is placed on a turn table, which is 0.8 m above ground plane. The turntable shall rotate 360 degrees to determine the position of maximum emission level. EUT is set 3 m away from the receiving antenna, which varied from 1 m to 4 m to find out the highest emission. And also, each emission was to be maximized by changing the polarization of receiving antenna both horizontal and vertical. In order to find out the max. emission, the relative positions of this hand-held transmitter (EUT) was rotated through three orthogonal axes according to the requirements in Section 6.3 of ANSI C63.10. (Version: 2009).

3.4 DESCRIPTION OF TEST MODES

The EUT has been tested under operating condition. Test program used to control the EUT for staying in continuous transmitting and receiving mode is programmed.

Channel low, mid and high with highest data rate (worst case) is chosen for full testing.

FCC PT.15.247 TEST REPORT	FCC CERTIFICATION REPORT		www.hct.co.kr
Test Report No. HCTR1205FR13	Date of Issue: May 07, 2012	EUT Type: 850/1900 GSM/GPRS/ WCDMA Phone with Bluetooth/WLAN and, EDGE Rx Only	FCC ID: A3LGTS6802B



4. INSTRUMENT CALIBRATION

The measuring equipment, which was utilized in performing the tests documented herein, has been calibrated in accordance with the manufacturer's recommendations for utilizing calibration equipments, which is traceable to recognized national standards.

5. FACILITIES AND ACCREDITATIONS

5.1 FACILITIES

The SAC(Semi-Anechoic Chamber) and conducted measurement facility used to collect the radiated data are located at the 105-1, Jangam-ri, Majang-Myeon, Icheon-si, Kyunggi-Do, 467-811, Korea. The site is constructed in conformance with the requirements of ANSI C63.4. (Version :2003) and CISPR Publication 22. Detailed description of test facility was submitted to the Commission and accepted dated March 02, 2011 (Registration Number: 90661)

5.2 EQUIPMENT

Radiated emissions are measured with one or more of the following types of Linearly polarized antennas: tuned dipole, bi-conical, log periodic, bi-log, and/or ridged waveguide, horn. Spectrum analyzers with pre-selectors and quasi-peak detectors are used to perform radiated measurements. Conducted emissions are measured with Line Impedance Stabilization Networks and EMI Test Receivers. Calibrated wideband preamplifiers, coaxial cables, and coaxial attenuators are also used for making measurements.

All receiving equipment conforms to CISPR Publication 16-1, "Radio Interference Measuring Apparatus and Measurement Methods."

FCC PT.15.247 TEST REPORT	FCC CERTIFICATION REPORT		www.hct.co.kr
Test Report No. HCTR1205FR13	Date of Issue: May 07, 2012	EUT Type: 850/1900 GSM/GPRS/ WCDMA Phone with Bluetooth/WLAN and, EDGE Rx Only	FCC ID: A3LGTS6802B



6. ANTENNA REQUIREMENTS

According to FCC 47 CFR §15.203:

“An intentional radiator antenna shall be designed to ensure that no antenna other than that furnished by the responsible party can be used with the device. The use of a permanently attached antenna or of an antenna that uses a unique coupling to the intentional radiator shall be considered sufficient to comply with the provisions of this section.”

* The antennas of this E.U.T are permanently attached.

*The E.U.T Complies with the requirement of §15.203

FCC PT.15.247 TEST REPORT	FCC CERTIFICATION REPORT		www.hct.co.kr
Test Report No. HCTR1205FR13	Date of Issue: May 07, 2012	EUT Type: 850/1900 GSM/GPRS/ WCDMA Phone with Bluetooth/WLAN and, EDGE Rx Only	FCC ID: A3LGTS6802B

7. SUMMARY TEST OF RESULTS

Test Description	FCC Part Section(s)	Test Limit	Test Condition	Test Result
6 dB Bandwidth	§15.247(a)(2)	> 500 kHz	CONDUCTED	PASS
Conducted Maximum Peak Output Power	§15.247(b)(3)	< 1 Watt		PASS
Power Spectral Density	§15.247(e)	< 8 dBm / 3 kHz Band		PASS
Band Edge(Out of Band Emissions)	§15.247(d)	Conducted < 20 dBc		PASS
AC Power line Conducted Emissions	§15.207	cf. Section 8.6		PASS
Radiated Spurious Emissions	§15.205, 15.209	cf. Section 8.5.1	RADIATED	PASS
Radiated Restricted Band Edge	§15.247(d), 15.205, 15.209	cf. Section 8.5.2		PASS

8. TEST RESULT

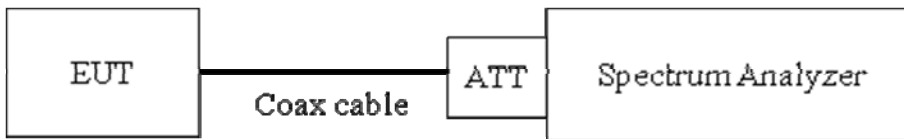
8.1 6dB BANDWIDTH (802.11b/g/n)

Test Requirements and limit, §15.247(a)(2)

The bandwidth at 6dB down from the highest in-band spectral density is measured with a spectrum analyzer connected to the receive antenna while the EUT is operating in transmission mode at the appropriate frequencies.

The minimum permissible 6dB bandwidth is 500 kHz.

■ TEST CONFIGURATION



■ TEST PROCEDURE

The transmitter output is connected to the Spectrum Analyzer.

The Spectrum Analyzer is set to

RBW: 430 kHz

VBW: 1.3 MHz

SPAN: 40 MHz

■ TEST RESULTS

Conducted 6dB Bandwidth Measurements for 802.11b

802.11b Mode		Measured Bandwidth [MHz]	Minimum Bandwidth [MHz]	Pass / Fail
Frequency [MHz]	Channel No.			
2412	1	8.292	0.500	Pass
2437	6	8.609	0.500	Pass
2462	11	8.055	0.500	Pass

Conducted 6dB Bandwidth Measurements for 802.11g

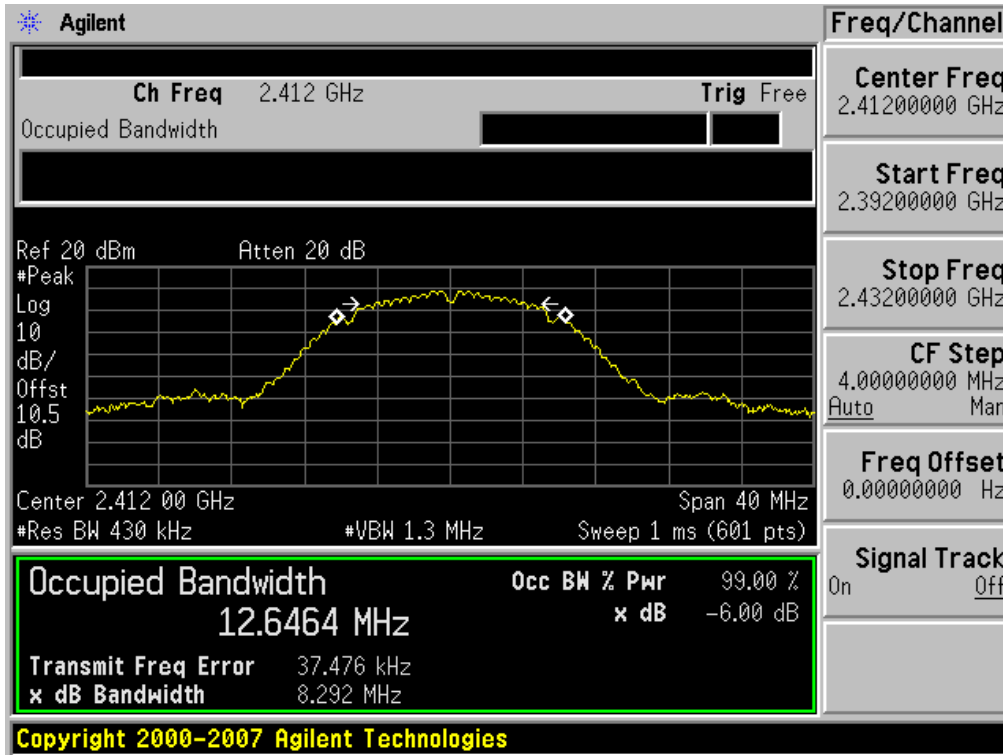
802.11g Mode		Measured Bandwidth [MHz]	Minimum Bandwidth [MHz]	Pass / Fail
Frequency [MHz]	Channel No.			
2412	1	14.681	0.500	Pass
2437	6	15.061	0.500	Pass
2462	11	15.669	0.500	Pass

Conducted 6dB Bandwidth Measurements for 802.11n

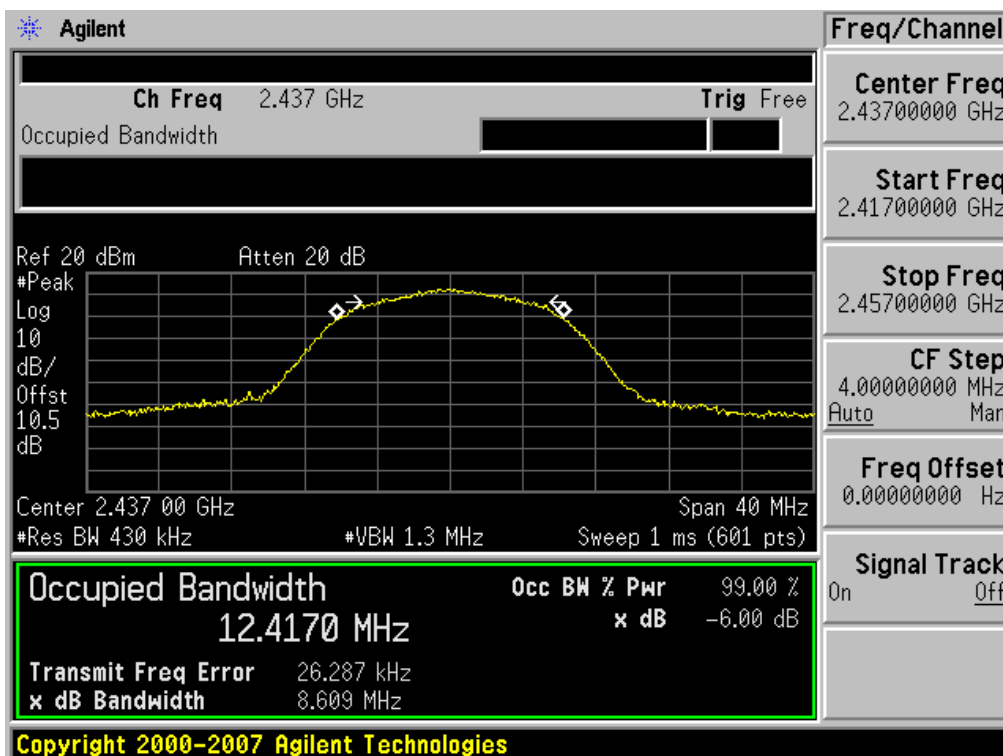
802.11n Mode		Measured Bandwidth [MHz]	Minimum Bandwidth [MHz]	Pass / Fail
Frequency [MHz]	Channel No.			
2412	1	17.375	0.500	Pass
2437	6	17.073	0.500	Pass
2462	11	17.421	0.500	Pass

RESULT PLOTS

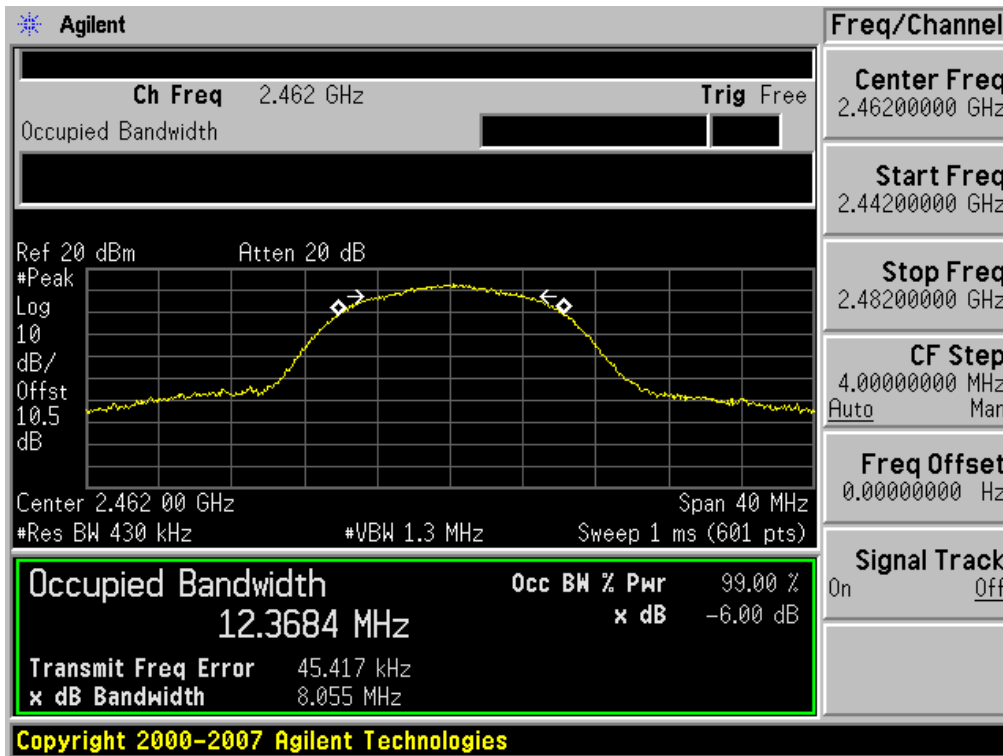
6dB Bandwidth plot (802.11b-CH 1)



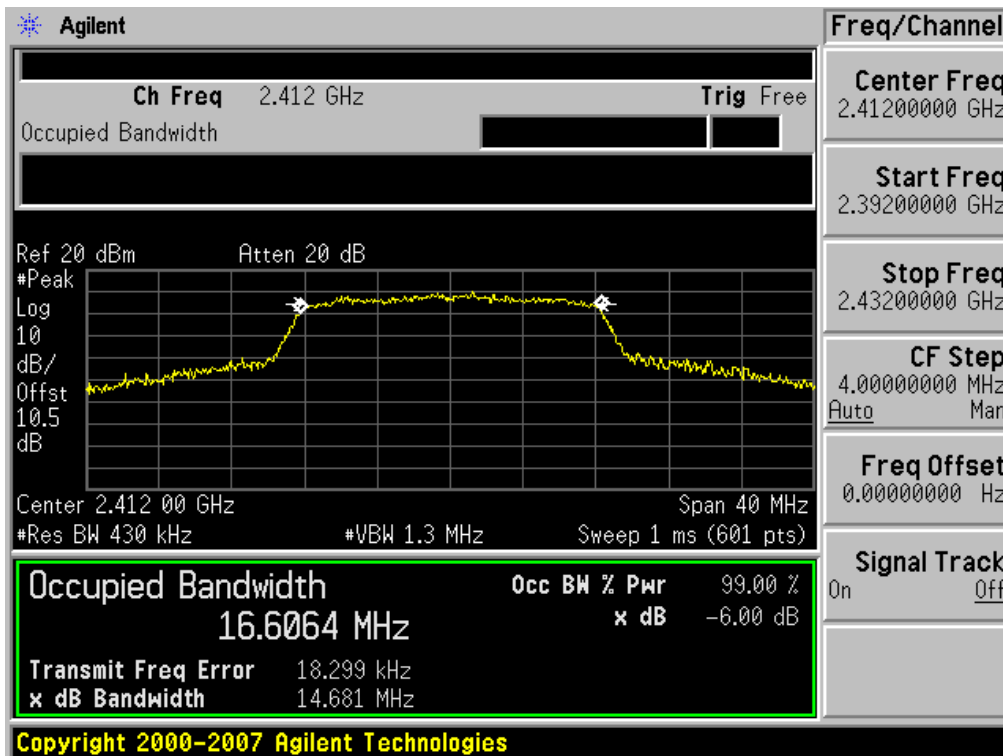
6dB Bandwidth plot (802.11b-CH 6)



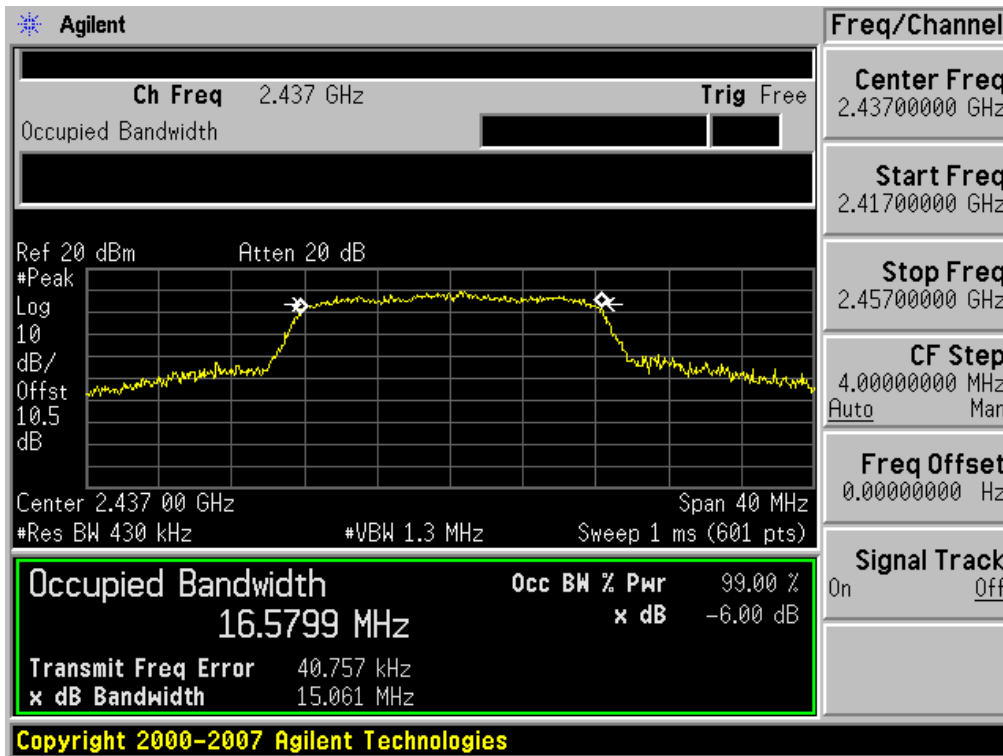
6dB Bandwidth plot (802.11b-CH 11)



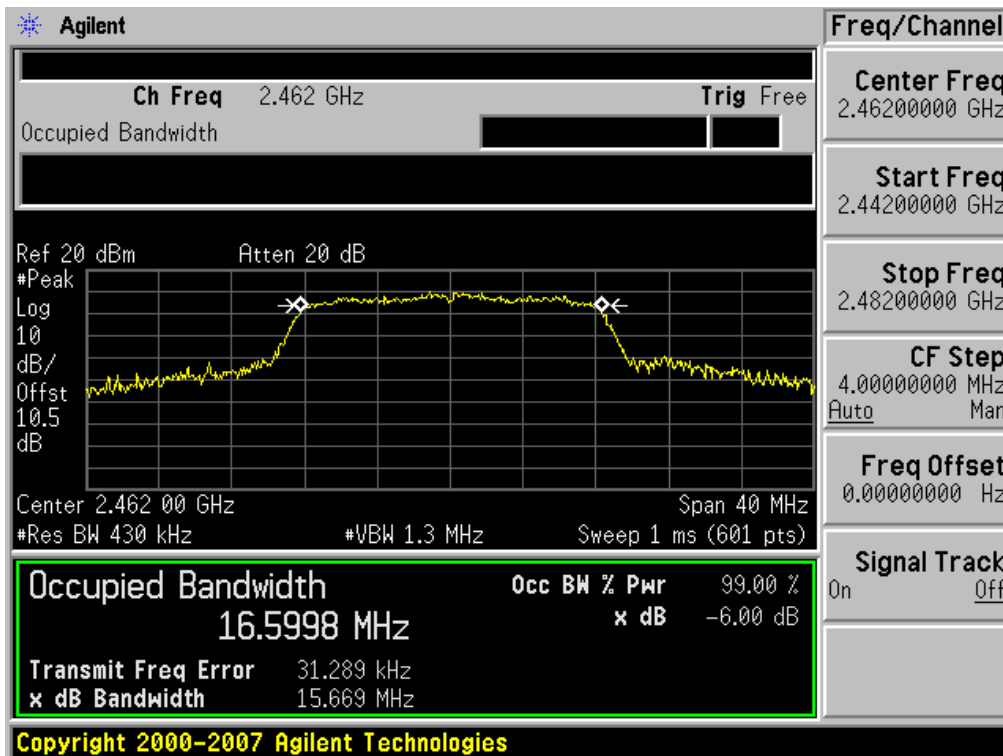
6dB Bandwidth plot (802.11g-CH 1)



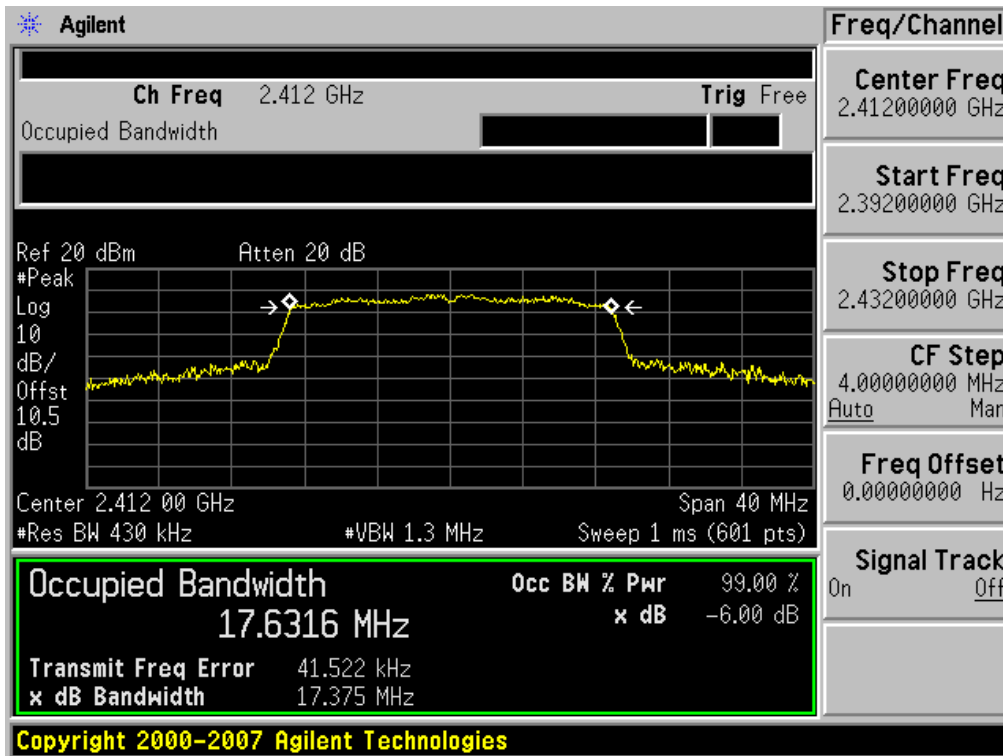
6dB Bandwidth plot (802.11g-CH 6)



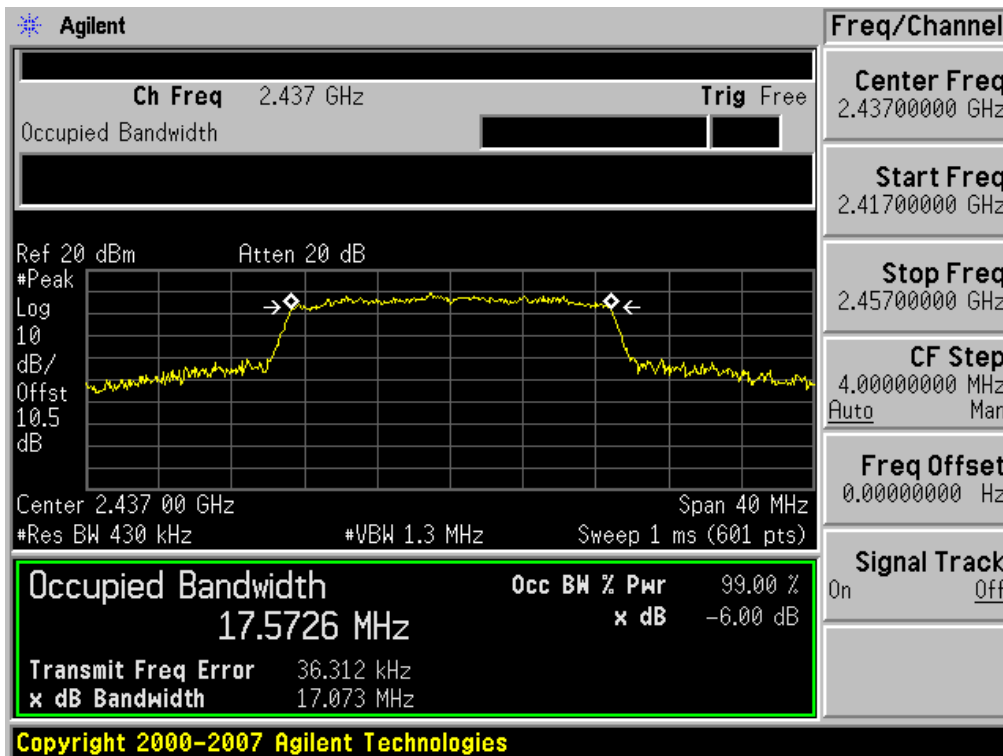
6dB Bandwidth plot (802.11g-CH 11)



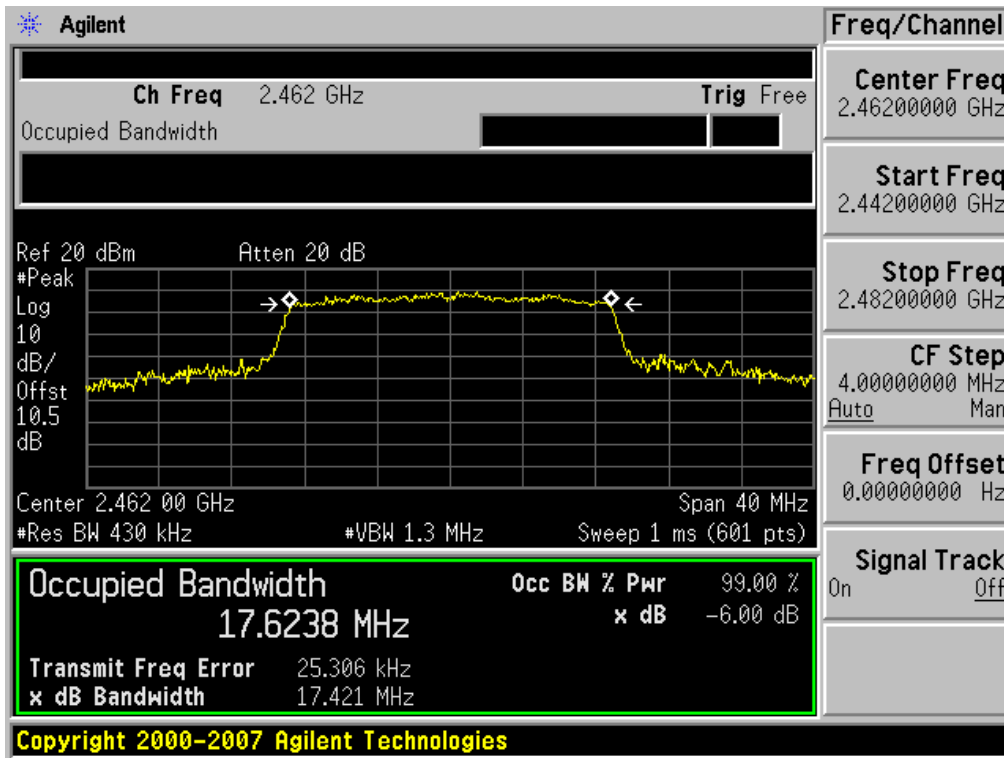
6dB Bandwidth plot (802.11n-CH 1)



6dB Bandwidth plot (802.11n-CH 6)



6dB Bandwidth plot (802.11n-CH 11)



FCC PT.15.247 TEST REPORT	FCC CERTIFICATION REPORT		www.hct.co.kr
Test Report No. HCTR1205FR13	Date of Issue: May 07, 2012	EUT Type: 850/1900 GSM/GPRS/ WCDMA Phone with Bluetooth/WLAN and, EDGE Rx Only	FCC ID: A3LGTS6802B

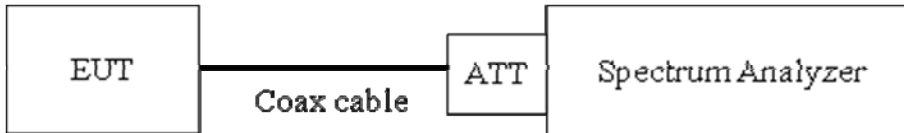
8.2 OUTPUT POWER (802.11b/g/n)

Test Requirements and limit, §15.247(b)(3)

A transmitter antenna terminal of EUT is connected to the input of a Spectrum Analyzer. Measurement is made while the EUT is operating in transmission mode at the appropriate frequencies.

The maximum permissible conducted output power is 1 Watt.

■ TEST CONFIGURATION



■ TEST PROCEDURE

The transmitter output is connected to the Spectrum Analyzer. We use the spectrum analyzer's integrated band power measurement function. We tested according to KDB 558074(issued 1/18/2012).

This EUT TX condition is actual operating mode(not near 100 % duty cycle) by WLAN test program.

The Spectrum Analyzer is set to

- Peak Power

RBW = 1 MHz

VBW = 3 MHz

SPAN = 5 – 30 % greater than the EBW

Detector Mode = Peak

Integrated bandwidth = EBW

- Average Power

RBW = 1 MHz

VBW = 3 MHz

SPAN = 5 – 30 % greater than the EBW

Detector Mode = Average

Integrated bandwidth = EBW

■ Sample Calculation

$$\begin{aligned} \text{Output Power} &= \text{Reading Value} + \text{ATT loss} + \text{Cable loss}(1 \text{ ea}) \\ &= 10 \text{ dBm} + 10 \text{ dB} + 0.8 \text{ dB} = 20.8 \text{ dBm} \end{aligned}$$

Note :

1. Spectrum reading values are not plot data. The power results in plot is already including the actual values of loss for the attenuator and cable combination.

FCC PT.15.247 TEST REPORT	FCC CERTIFICATION REPORT		www.hct.co.kr
Test Report No. HCTR1205FR13	Date of Issue: May 07, 2012	EUT Type: 850/1900 GSM/GPRS/ WCDMA Phone with Bluetooth/WLAN and, EDGE Rx Only	FCC ID: A3LGTS6802B

2. Spectrum offset = Attenuator loss + Cable loss
3. We apply to the offset in the 2.4 GHz range that was rounded off to the closest tenth dB. Actual value of loss for the attenuator and cable combination is 10.49 dB at 2412 MHz and is 10.52 dB at 2462 MHz. So, the offset is 10.5 dB. And the offset gap in the 2.4 GHz range do not affect the conducted output power final result.

■ **TEST RESULTS-Peak**

Conducted Output Power Measurements (802.11b Mode)

802.11b Mode		Rate (Mbps)	Measured Power(dBm)	Limit (dBm)
Frequency[MHz]	Channel No.			
2412	1	1 Mbps	18.98	30
		2 Mbps	19.31	30
		5.5 Mbps	20.94	30
		11 Mbps	22.67	30
2437	6	1 Mbps	19.03	30
		2 Mbps	19.29	30
		5.5 Mbps	20.97	30
		11 Mbps	22.74	30
2462	11	1 Mbps	19.32	30
		2 Mbps	19.67	30
		5.5 Mbps	21.14	30
		11 Mbps	22.98	30

Conducted Output Power Measurements (802.11g Mode)

802.11g Mode		Rate (Mbps)	Measured Power(dBm)	Limit (dBm)
Frequency[MHz]	Channel No.			
2412	1	6 Mbps	22.43	30
		9 Mbps	22.42	30
		12 Mbps	22.50	30
		18 Mbps	22.43	30
		24 Mbps	22.92	30
		36 Mbps	22.80	30
		48 Mbps	22.84	30
		54 Mbps	22.85	30
2437	6	6 Mbps	22.59	30
		9 Mbps	22.45	30
		12 Mbps	22.54	30
		18 Mbps	22.44	30
		24 Mbps	22.98	30
		36 Mbps	22.91	30
		48 Mbps	23.01	30
		54 Mbps	23.06	30
2462	11	6 Mbps	22.92	30
		9 Mbps	22.84	30
		12 Mbps	22.88	30
		18 Mbps	22.76	30
		24 Mbps	23.27	30
		36 Mbps	23.20	30
		48 Mbps	23.37	30
		54 Mbps	23.40	30

Conducted Output Power Measurements (802.11n Mode)

802.11n Mode		Rate (Mbps)	Measured Power(dBm)	Limit (dBm)
Frequency[MHz]	Channel No.			
2412	1	6.5 Mbps	22.35	30
		13 Mbps	22.30	30
		19.5 Mbps	22.18	30
		26 Mbps	22.77	30
		39 Mbps	22.74	30
		52 Mbps	22.75	30
		58.5 Mbps	22.76	30
		65 Mbps	22.77	30
2437	6	6.5 Mbps	22.44	30
		13 Mbps	22.39	30
		19.5 Mbps	22.31	30
		26 Mbps	22.86	30
		39 Mbps	22.80	30
		52 Mbps	22.79	30
		58.5 Mbps	22.84	30
		65 Mbps	22.82	30
2462	11	6.5 Mbps	22.63	30
		13 Mbps	22.78	30
		19.5 Mbps	22.59	30
		26 Mbps	23.19	30
		39 Mbps	23.12	30
		52 Mbps	23.11	30
		58.5 Mbps	23.12	30
		65 Mbps	23.08	30

■ TEST RESULTS-Average

Conducted Output Power Measurements (802.11b Mode)

802.11b Mode		Rate (Mbps)	Measured Power(dBm)	Limit (dBm)
Frequency[MHz]	Channel No.			
2412	1	1 Mbps	15.97	30
		2 Mbps	15.99	30
		5.5 Mbps	15.95	30
		11 Mbps	15.73	30
2437	6	1 Mbps	16.08	30
		2 Mbps	16.04	30
		5.5 Mbps	16.01	30
		11 Mbps	15.71	30
2462	11	1 Mbps	16.35	30
		2 Mbps	16.31	30
		5.5 Mbps	16.29	30
		11 Mbps	16.04	30

Conducted Output Power Measurements (802.11g Mode)

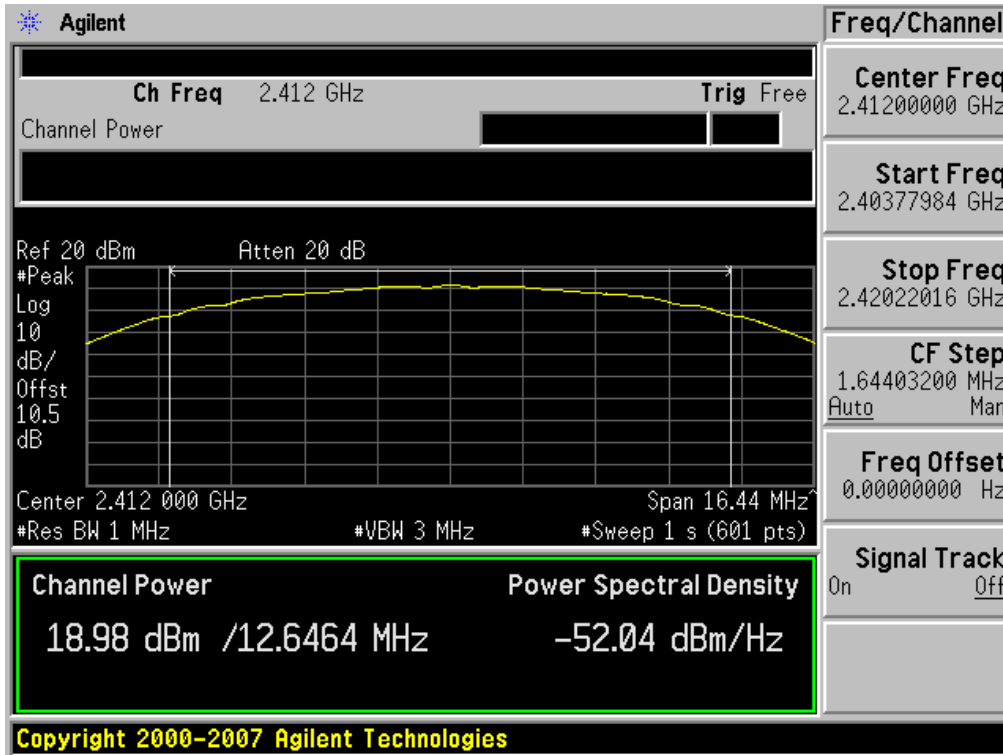
802.11g Mode		Rate (Mbps)	Measured Power(dBm)	Limit (dBm)
Frequency[MHz]	Channel No.			
2412	1	6 Mbps	14.22	30
		9 Mbps	14.05	30
		12 Mbps	13.93	30
		18 Mbps	13.70	30
		24 Mbps	13.49	30
		36 Mbps	13.03	30
		48 Mbps	12.68	30
		54 Mbps	12.56	30
2437	6	6 Mbps	14.31	30
		9 Mbps	14.15	30
		12 Mbps	14.00	30
		18 Mbps	13.70	30
		24 Mbps	13.54	30
		36 Mbps	13.10	30
		48 Mbps	12.77	30
		54 Mbps	12.65	30
2462	11	6 Mbps	14.63	30
		9 Mbps	14.52	30
		12 Mbps	14.38	30
		18 Mbps	14.14	30
		24 Mbps	13.82	30
		36 Mbps	13.46	30
		48 Mbps	13.11	30
		54 Mbps	12.99	30

Conducted Output Power Measurements (802.11n Mode)

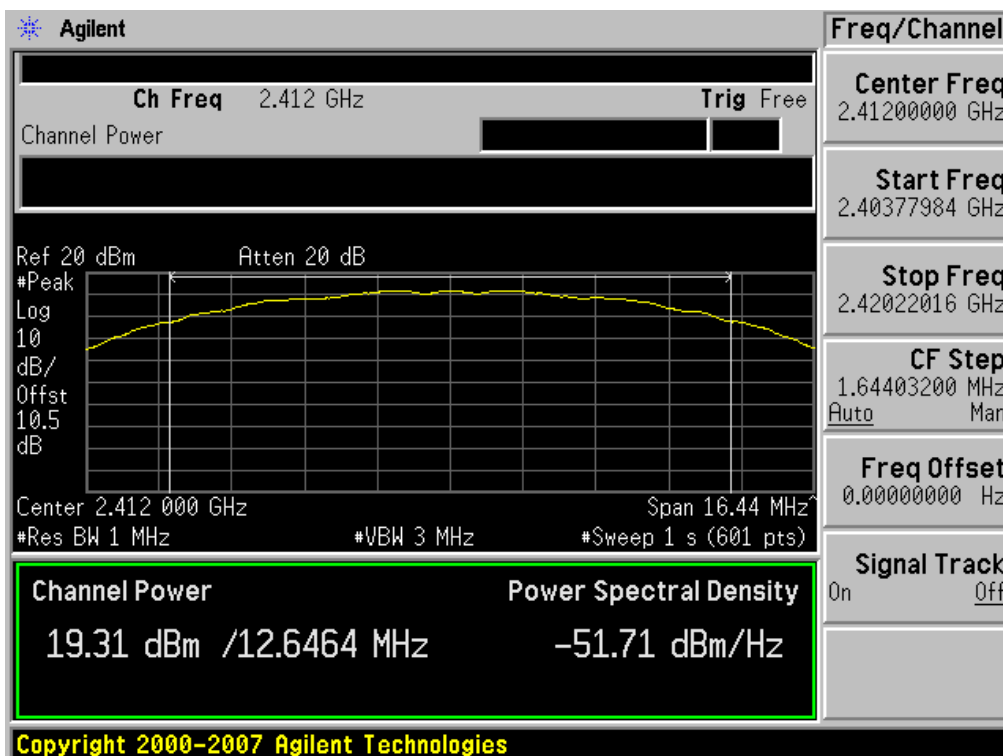
802.11n Mode		Rate (Mbps)	Measured Power(dBm)	Limit (dBm)
Frequency[MHz]	Channel No.			
2412	1	6.5 Mbps	14.09	30
		13 Mbps	13.83	30
		19.5 Mbps	13.61	30
		26 Mbps	13.40	30
		39 Mbps	12.94	30
		52 Mbps	12.59	30
		58.5 Mbps	12.50	30
		65 Mbps	12.35	30
2437	6	6.5 Mbps	14.20	30
		13 Mbps	13.82	30
		19.5 Mbps	13.60	30
		26 Mbps	13.40	30
		39 Mbps	13.02	30
		52 Mbps	12.67	30
		58.5 Mbps	12.56	30
		65 Mbps	12.43	30
2462	11	6.5 Mbps	14.51	30
		13 Mbps	14.16	30
		19.5 Mbps	13.94	30
		26 Mbps	13.73	30
		39 Mbps	13.37	30
		52 Mbps	12.97	30
		58.5 Mbps	12.86	30
		65 Mbps	12.73	30

RESULT PLOTS-Peak

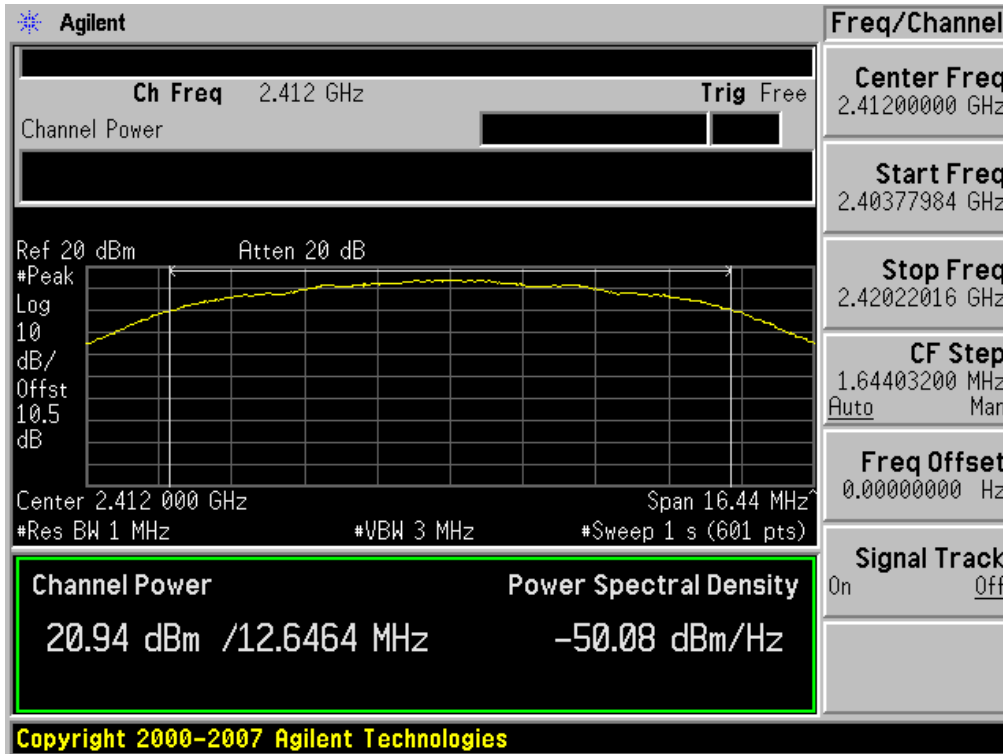
Conducted Output Power (802.11b-CH 1) 1Mbps



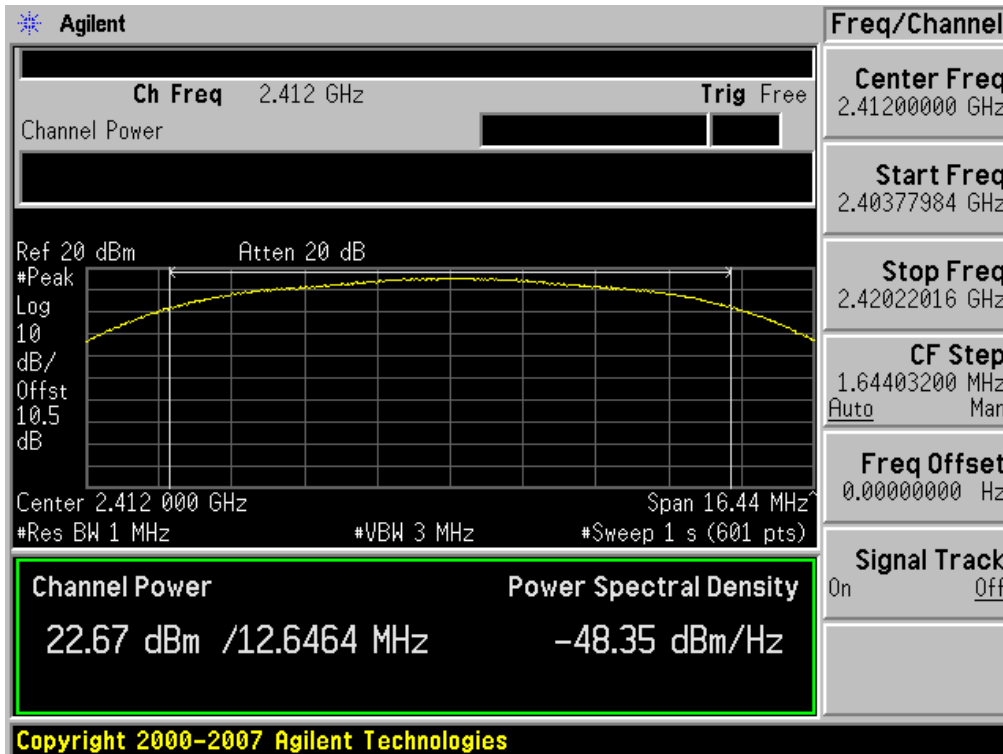
Conducted Output Power (802.11b-CH 1) 2Mbps



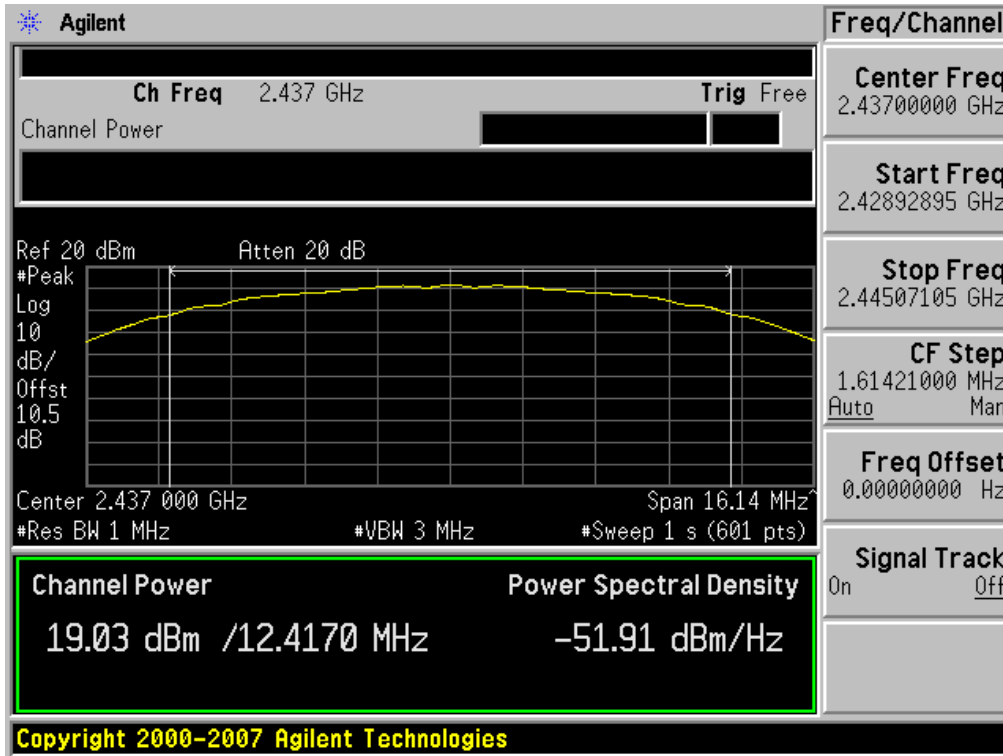
Conducted Output Power (802.11b-CH 1) 5.5Mbps



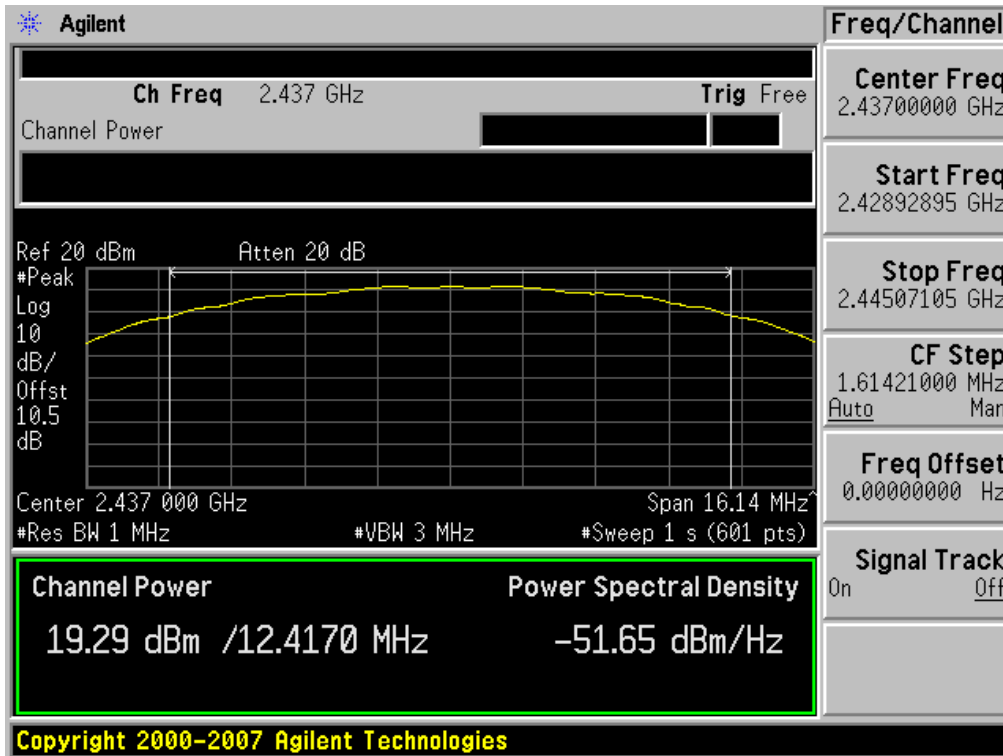
Conducted Output Power (802.11b-CH 1) 11Mbps



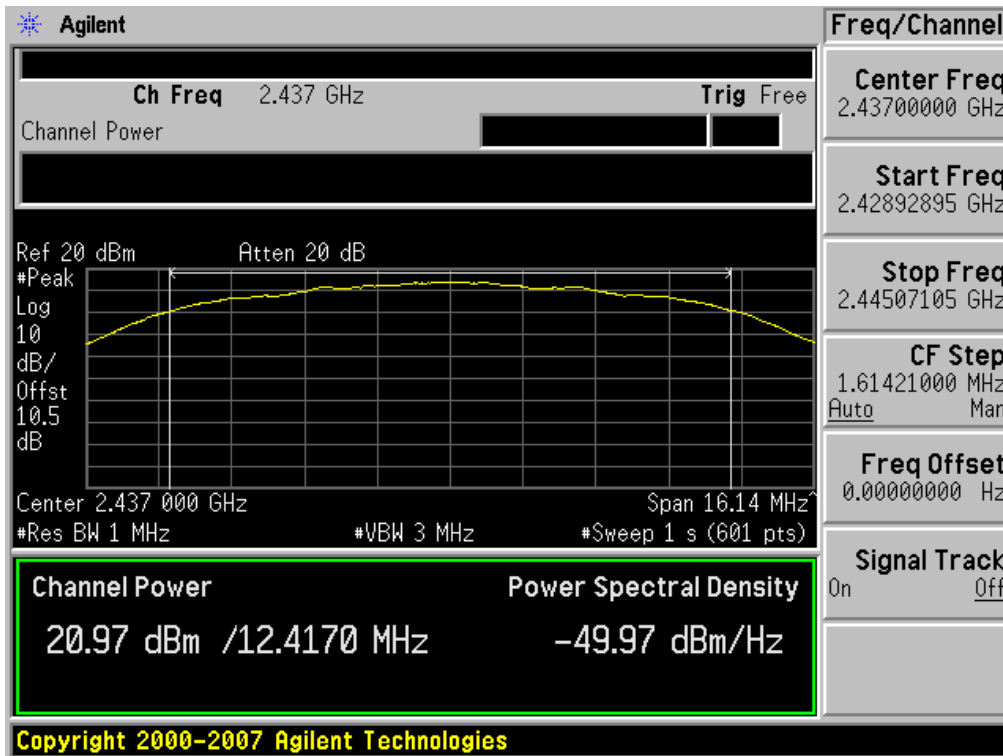
Conducted Output Power (802.11b-CH 6) 1Mbps



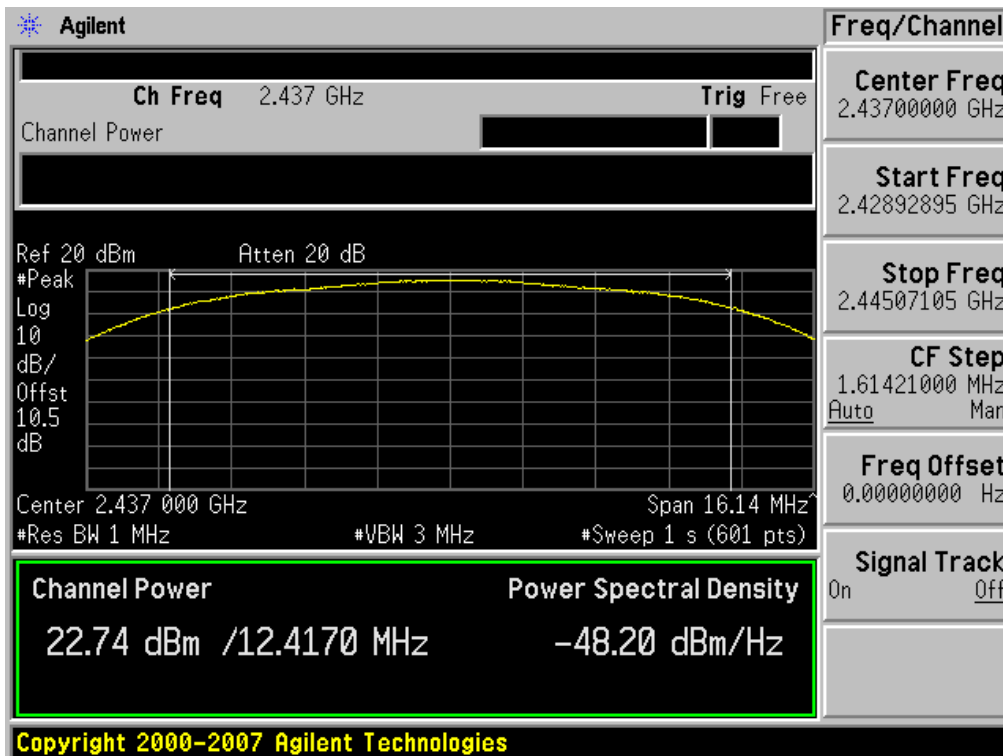
Conducted Output Power (802.11b-CH 6) 2Mbps



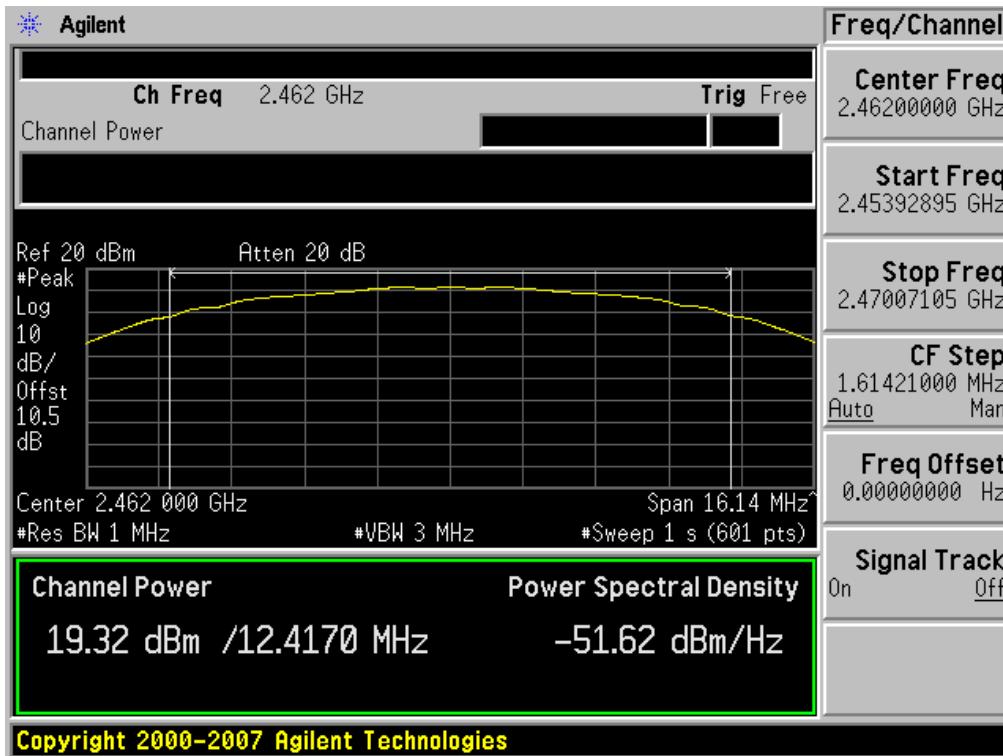
Conducted Output Power (802.11b-CH 6) 5.5Mbps



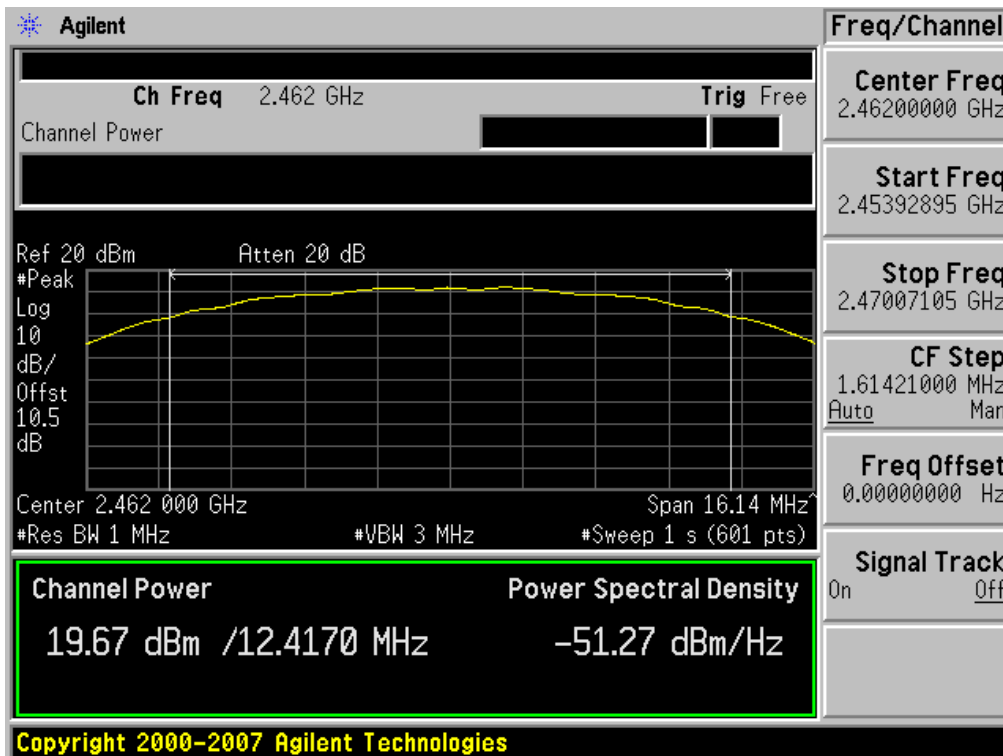
Conducted Output Power (802.11b-CH 6) 11Mbps



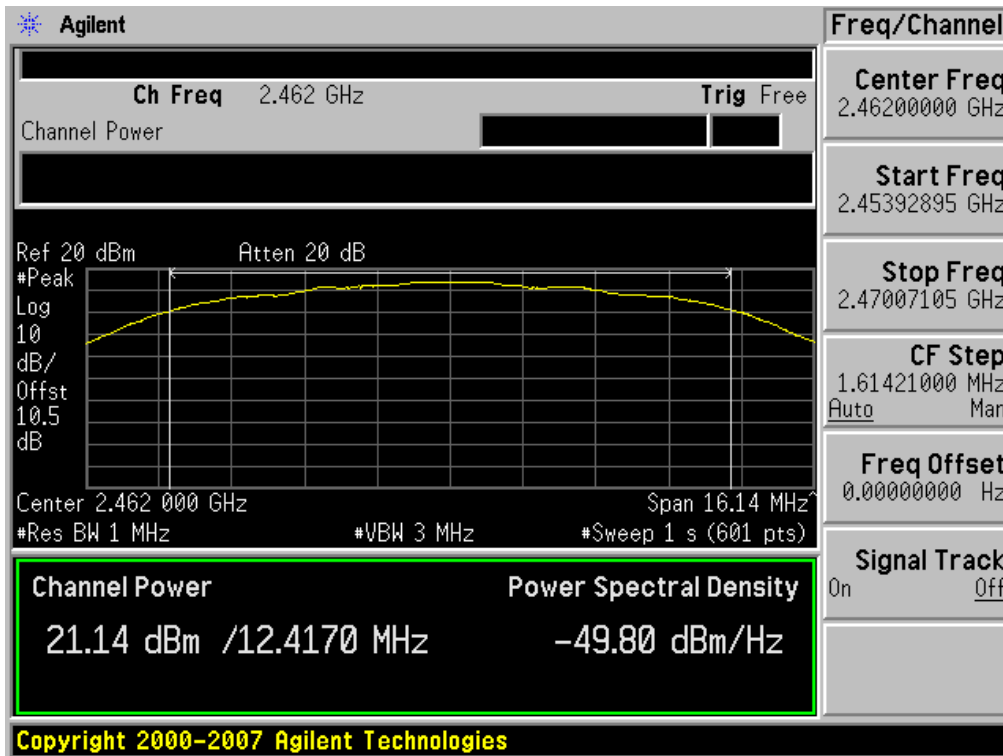
Conducted Output Power (802.11b-CH 11) 1Mbps



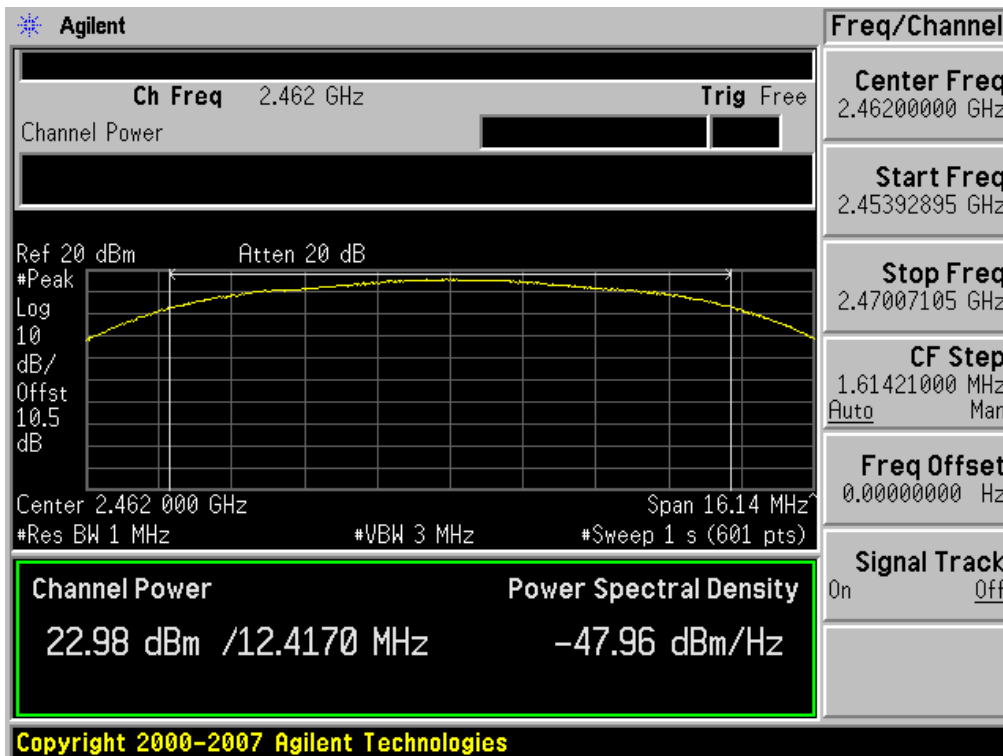
Conducted Output Power (802.11b-CH 11) 2Mbps



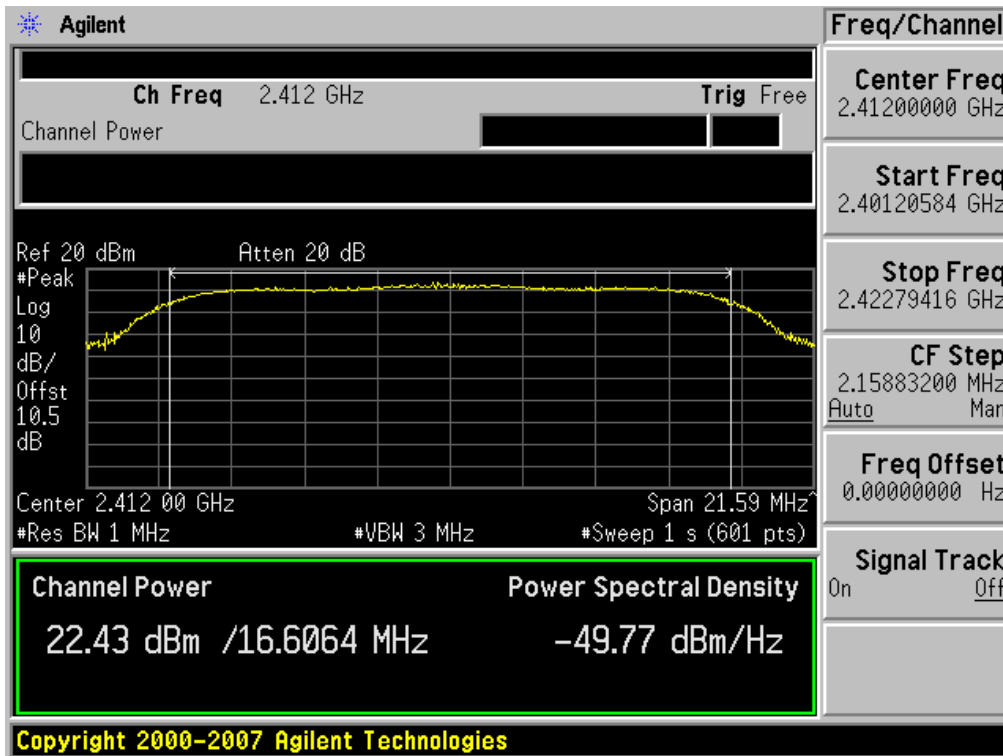
Conducted Output Power (802.11b-CH 11) 5.5Mbps



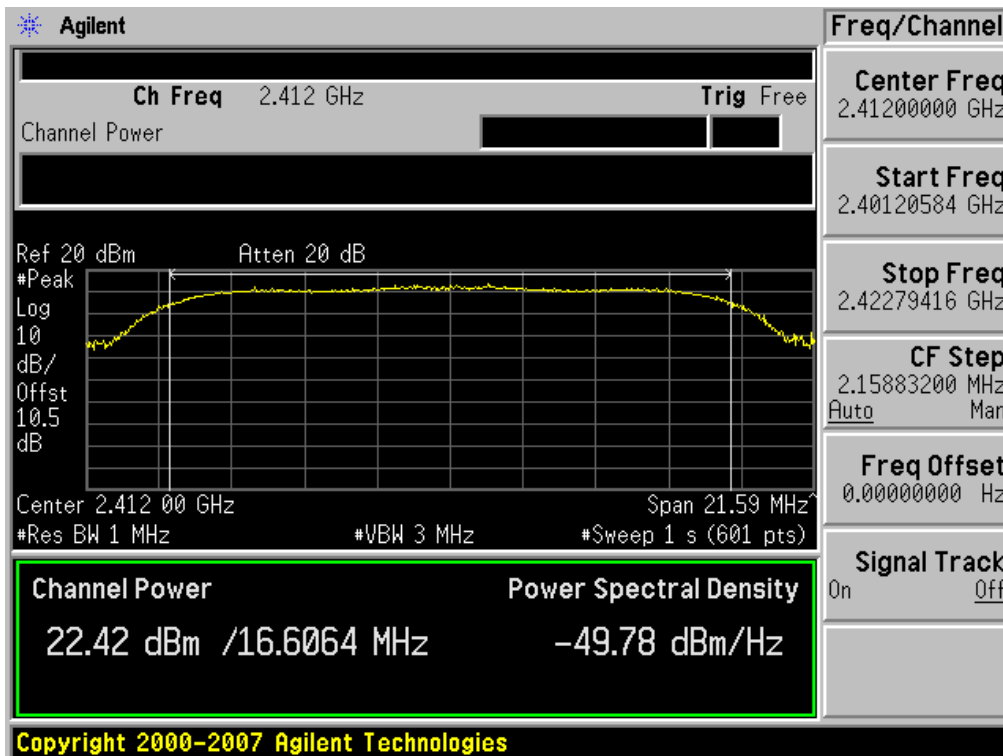
Conducted Output Power (802.11b-CH 11) 11Mbps



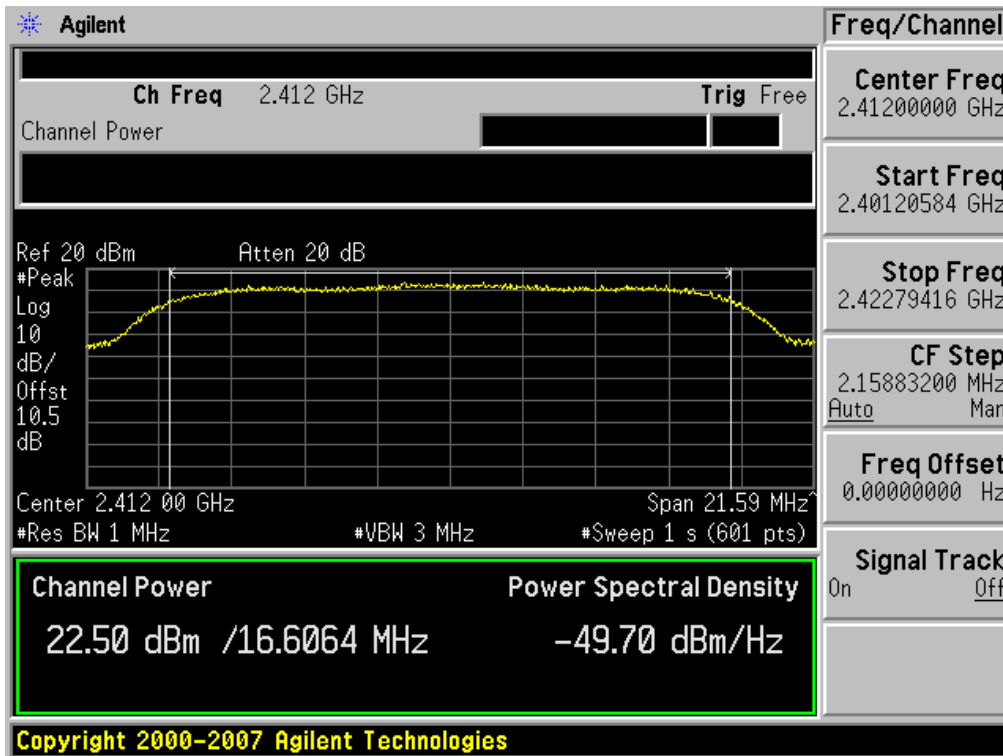
Conducted Output Power (802.11g-CH 1) 6Mbps



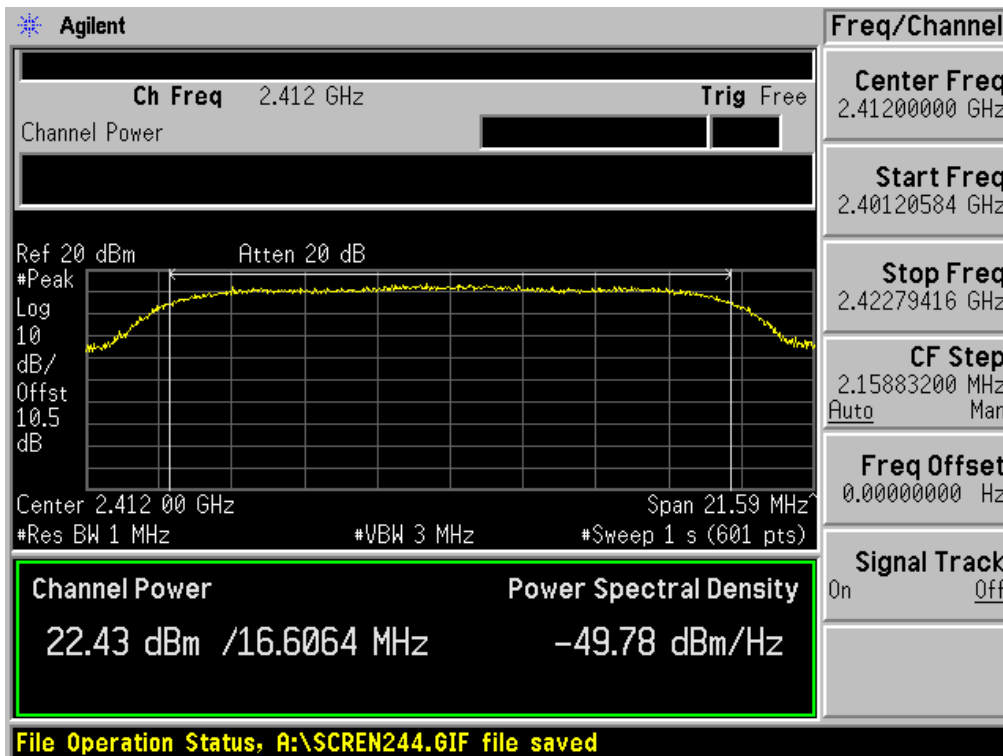
Conducted Output Power (802.11g-CH 1) 9Mbps



Conducted Output Power (802.11g-CH 1) 12Mbps

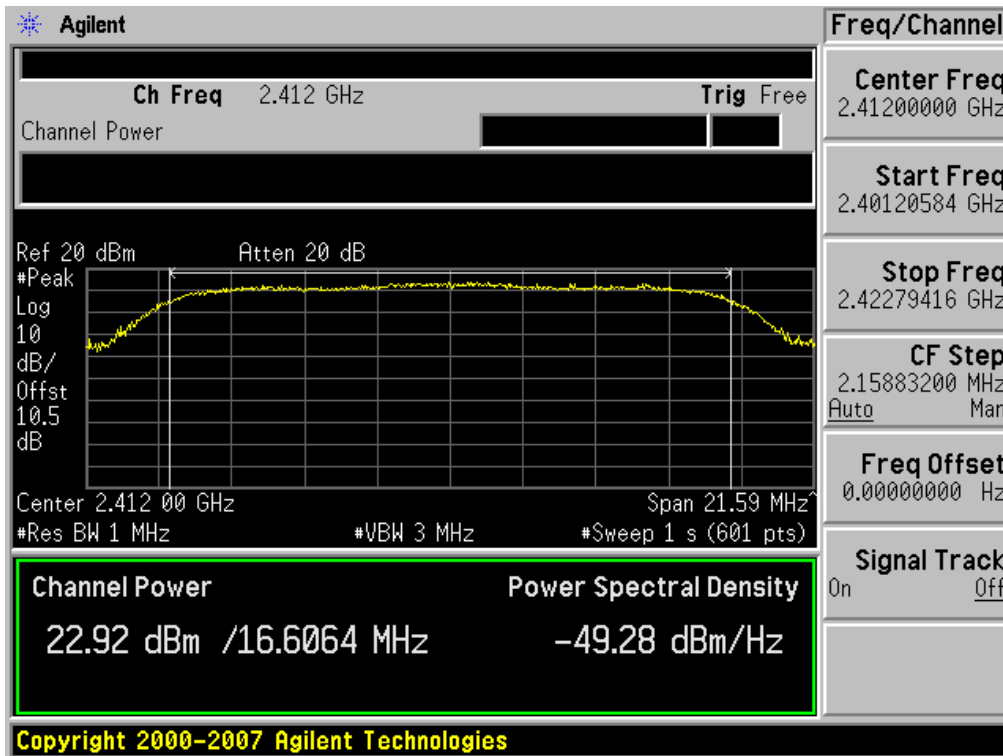


Conducted Output Power (802.11g-CH 1) 18Mbps

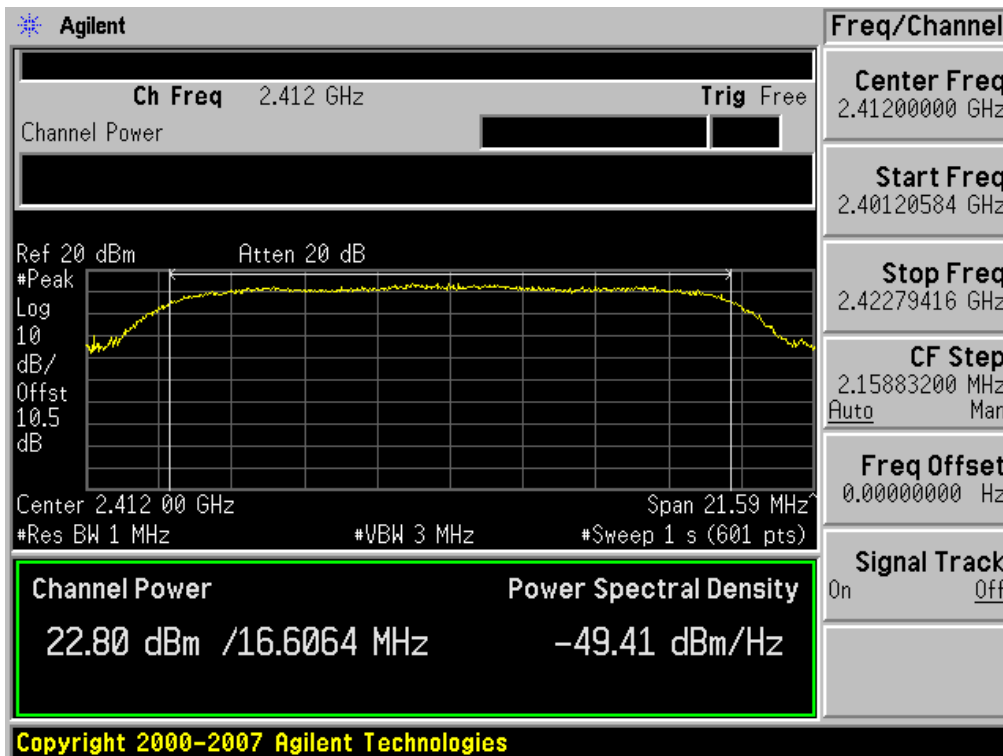


FCC PT.15.247 TEST REPORT	FCC CERTIFICATION REPORT		www.hct.co.kr
Test Report No. HCTR1205FR13	Date of Issue: May 07, 2012	EUT Type: 850/1900 GSM/GPRS/ WCDMA Phone with Bluetooth/WLAN and, EDGE Rx Only	FCC ID: A3LGTS6802B

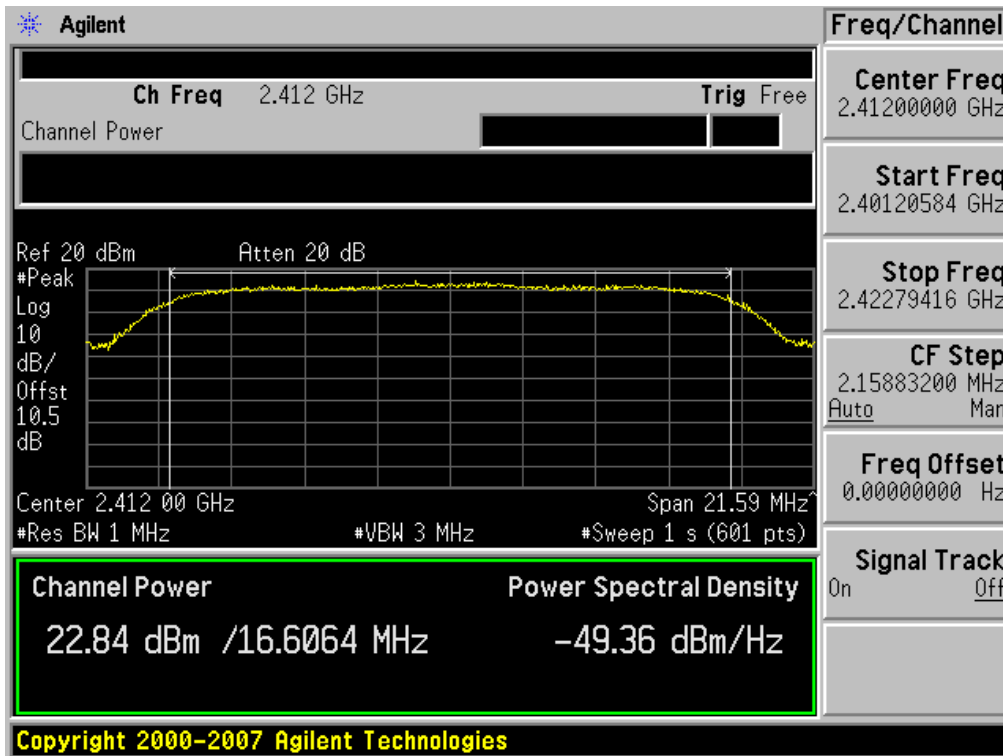
Conducted Output Power (802.11g-CH 1) 24Mbps



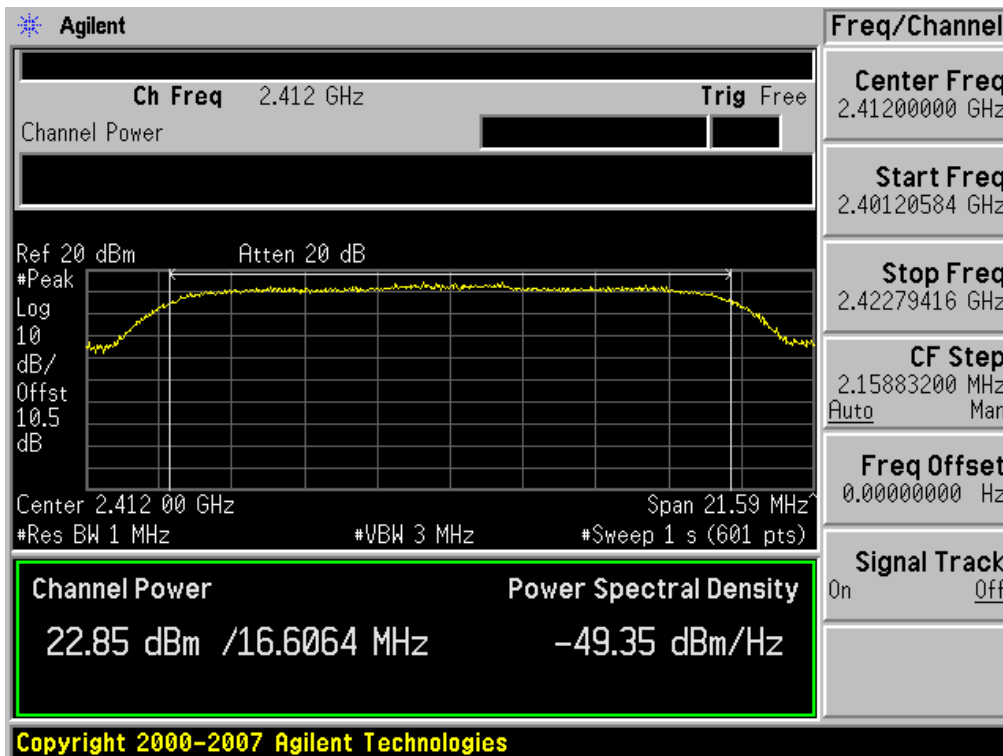
Conducted Output Power (802.11g-CH 1) 36Mbps



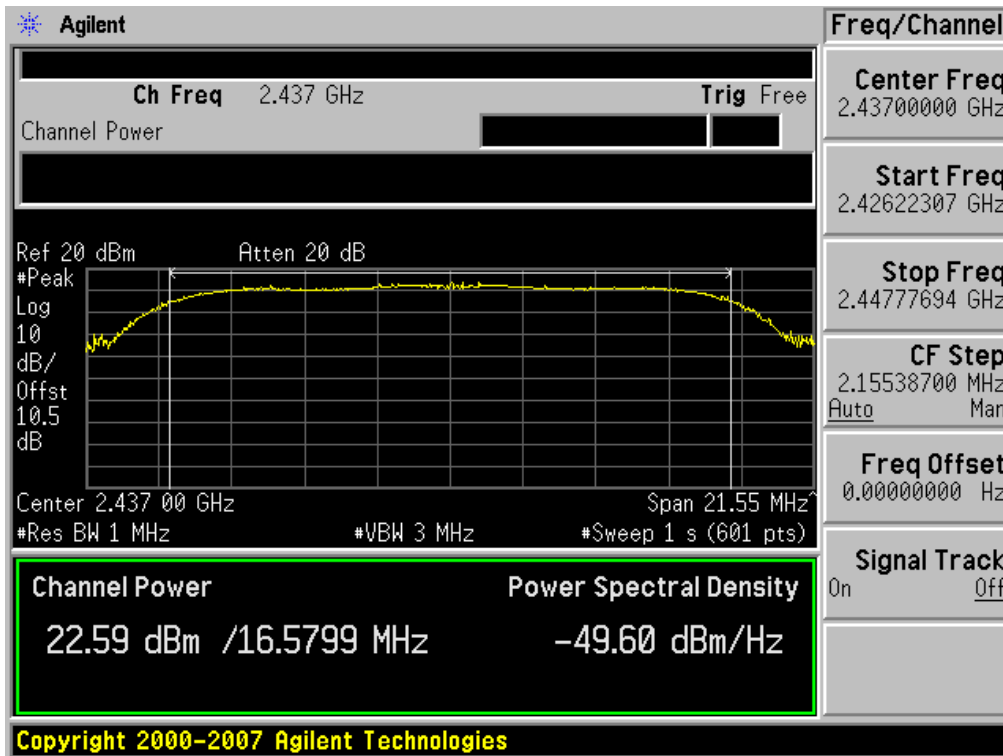
Conducted Output Power (802.11g-CH 1) 48Mbps



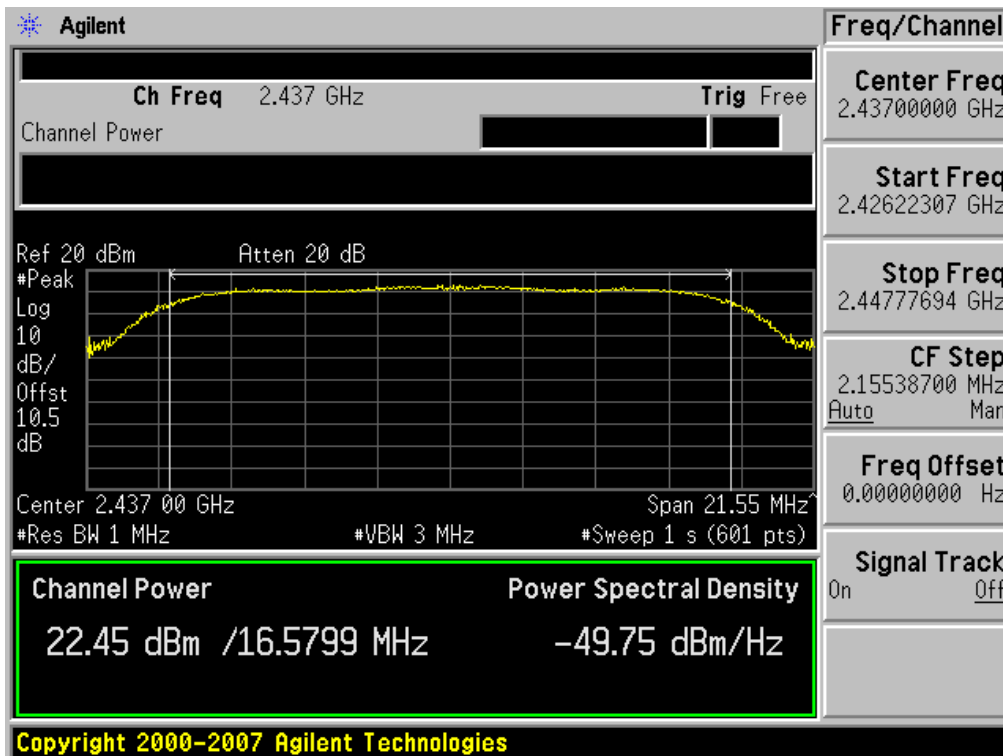
Conducted Output Power (802.11g-CH 1) 54Mbps



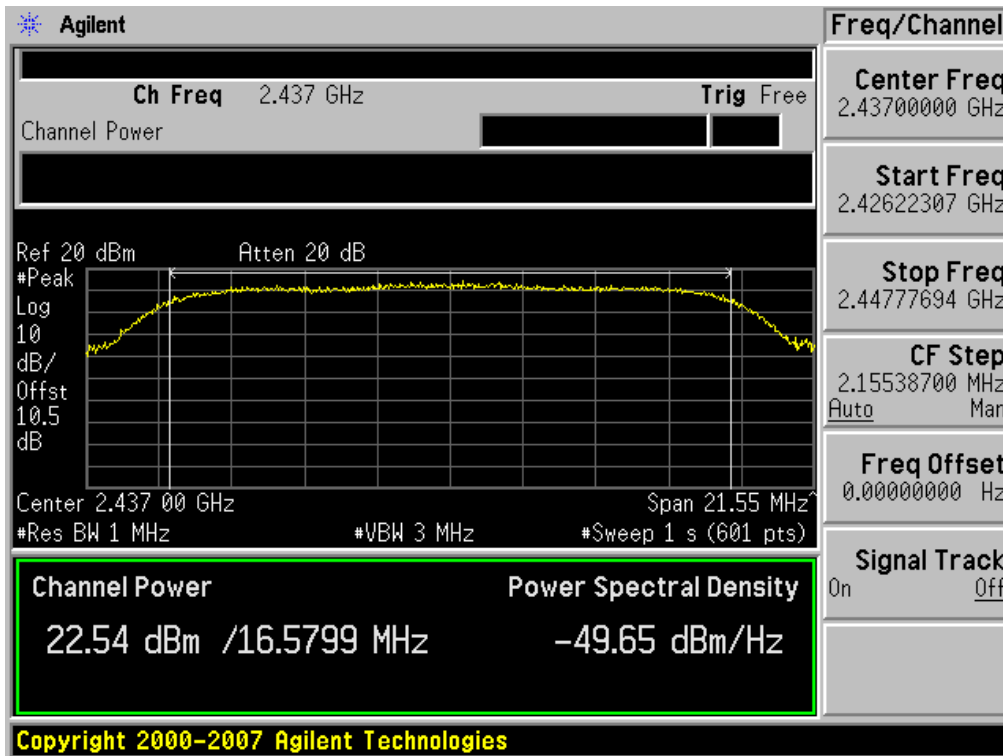
Conducted Output Power (802.11g-CH 6) 6Mbps



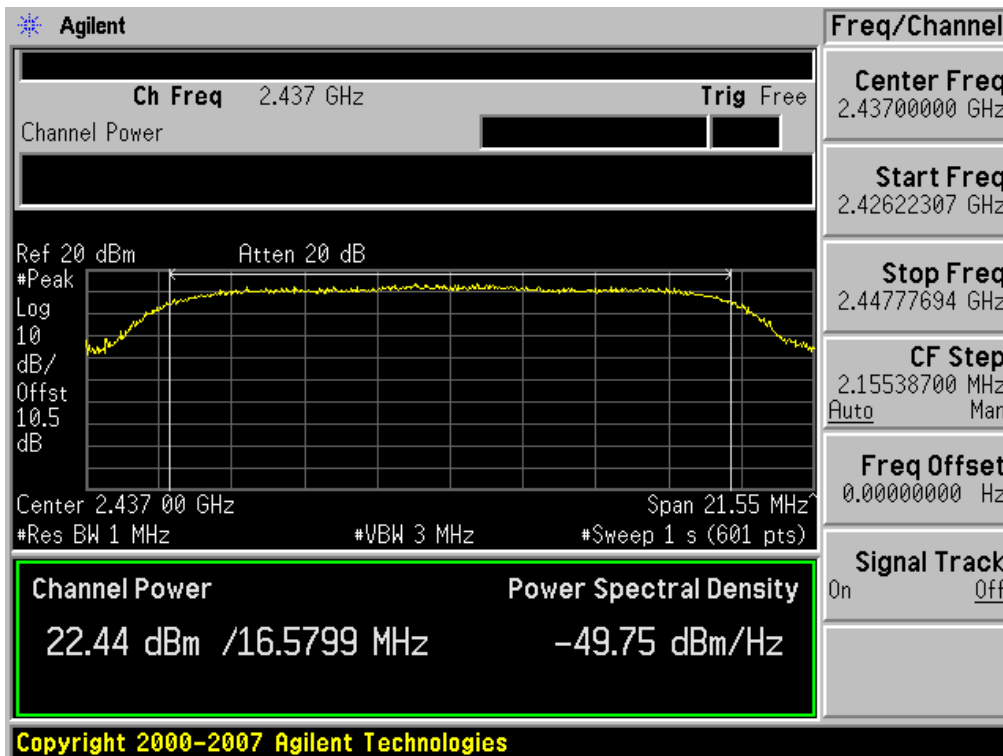
Conducted Output Power (802.11g-CH 6) 9Mbps



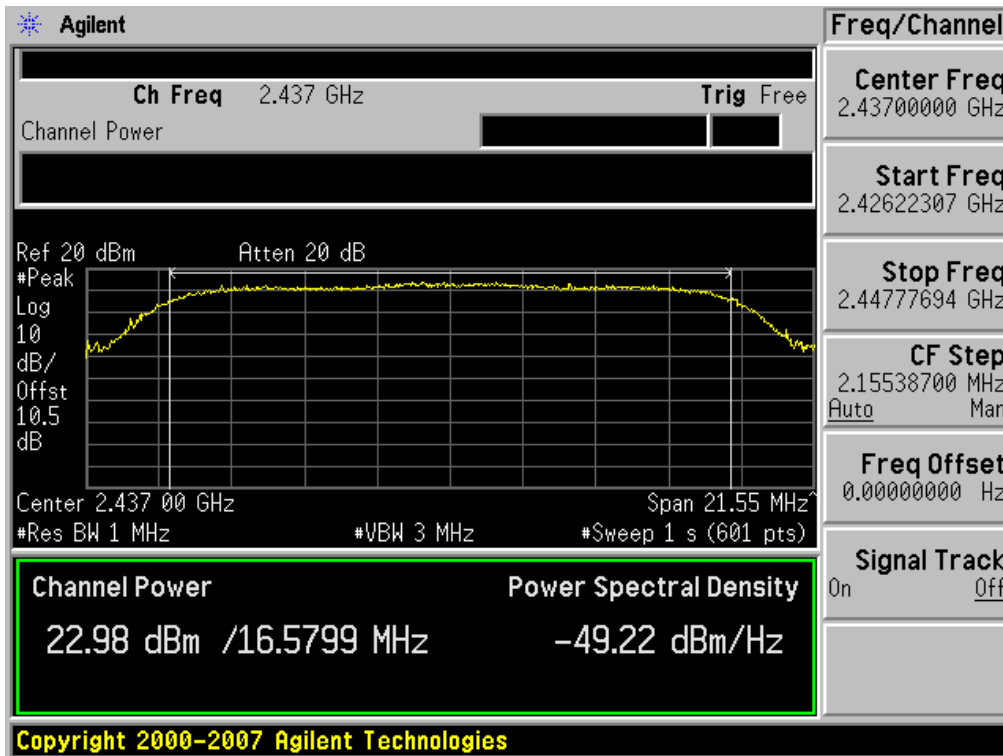
Conducted Output Power (802.11g-CH 6) 12Mbps



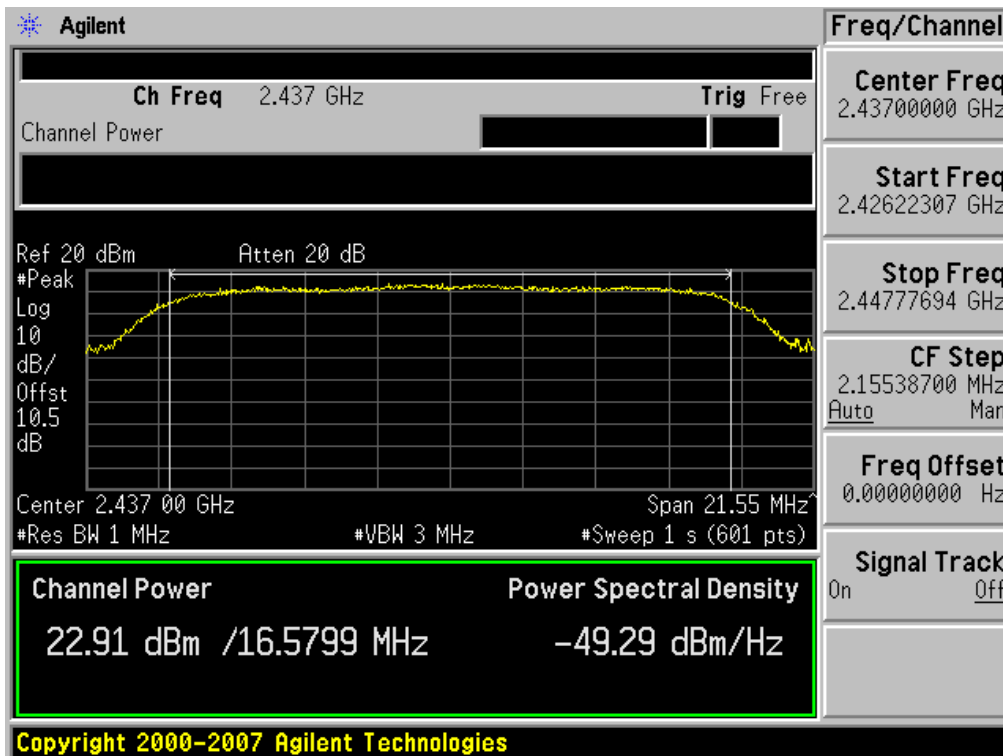
Conducted Output Power (802.11g-CH 6) 18Mbps



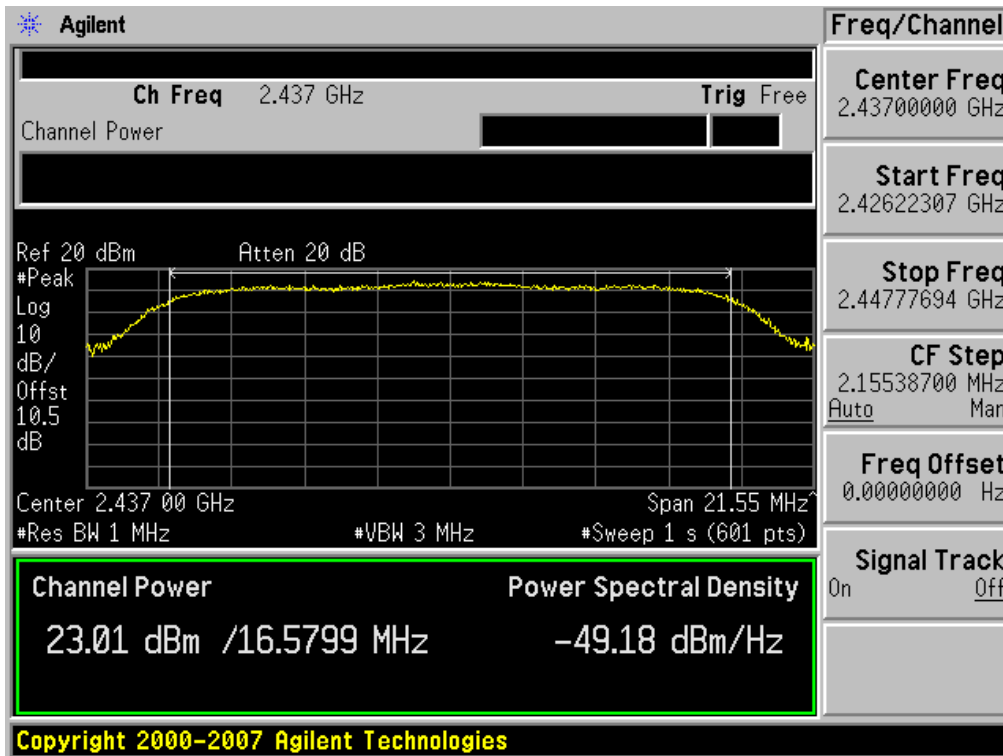
Conducted Output Power (802.11g-CH 6) 24Mbps



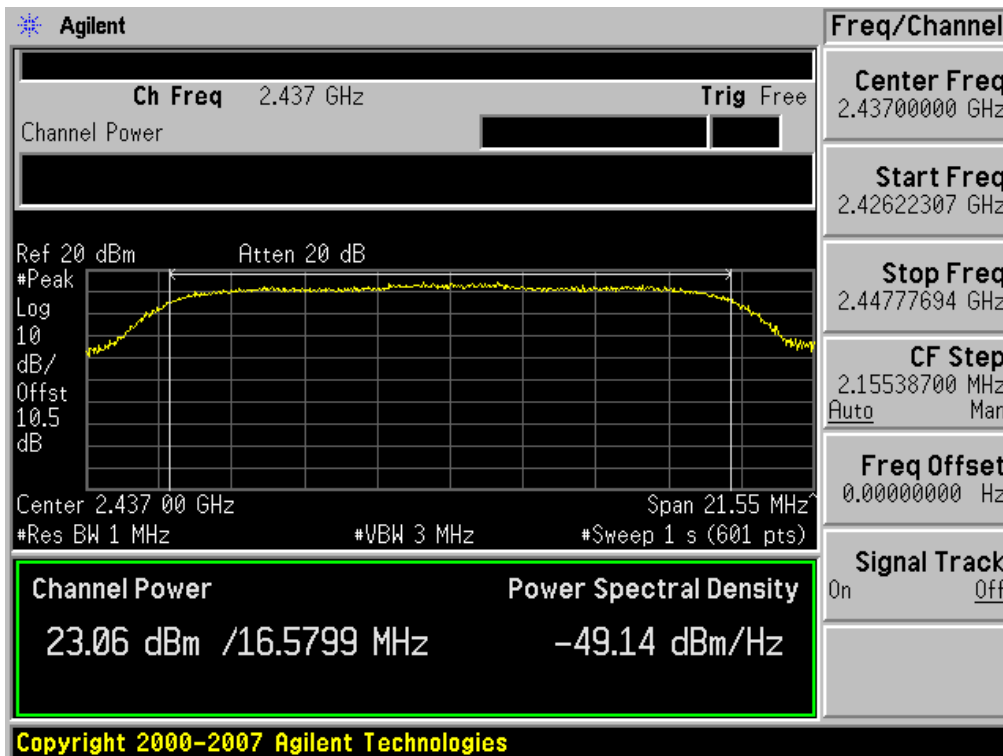
Conducted Output Power (802.11g-CH 6) 36Mbps



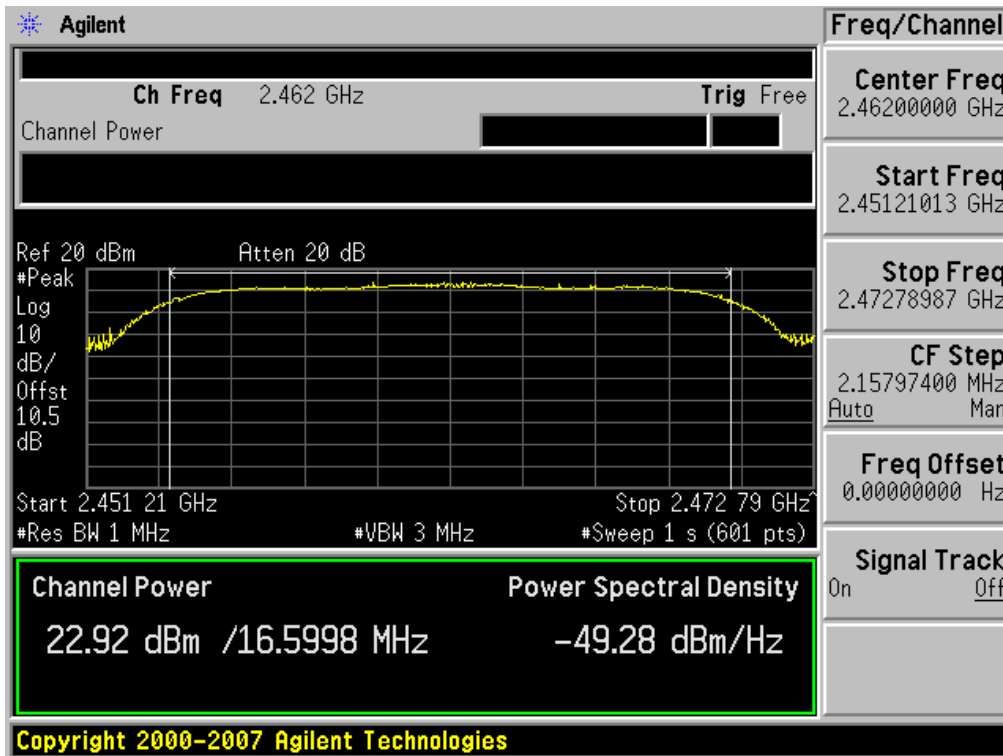
Conducted Output Power (802.11g-CH 6) 48Mbps



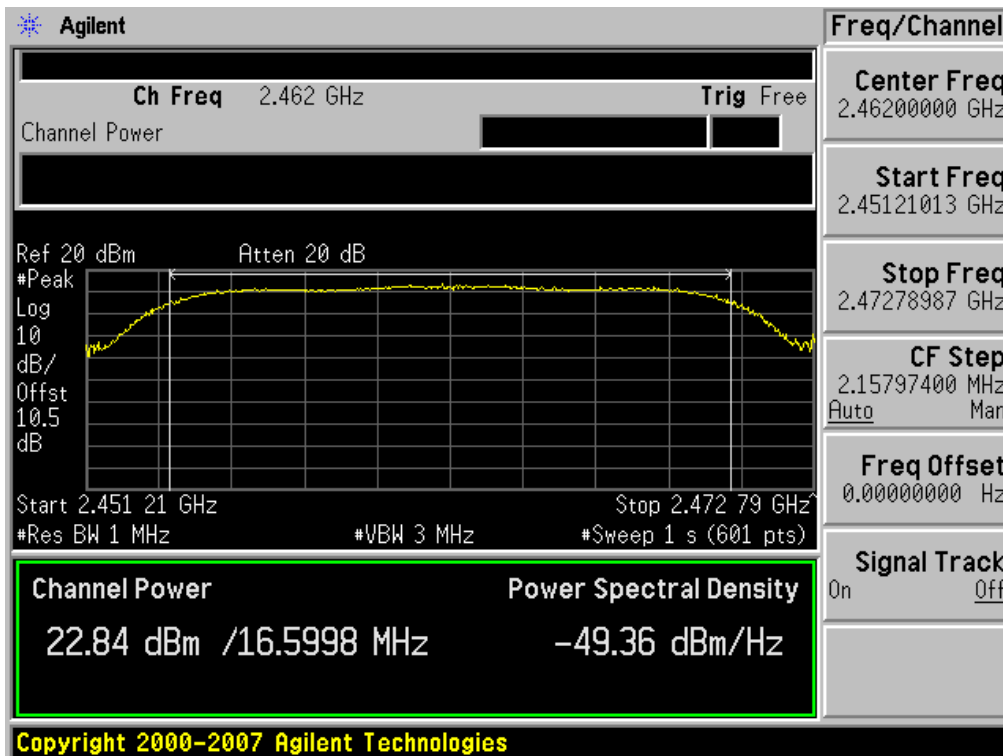
Conducted Output Power (802.11g-CH 6) 54Mbps



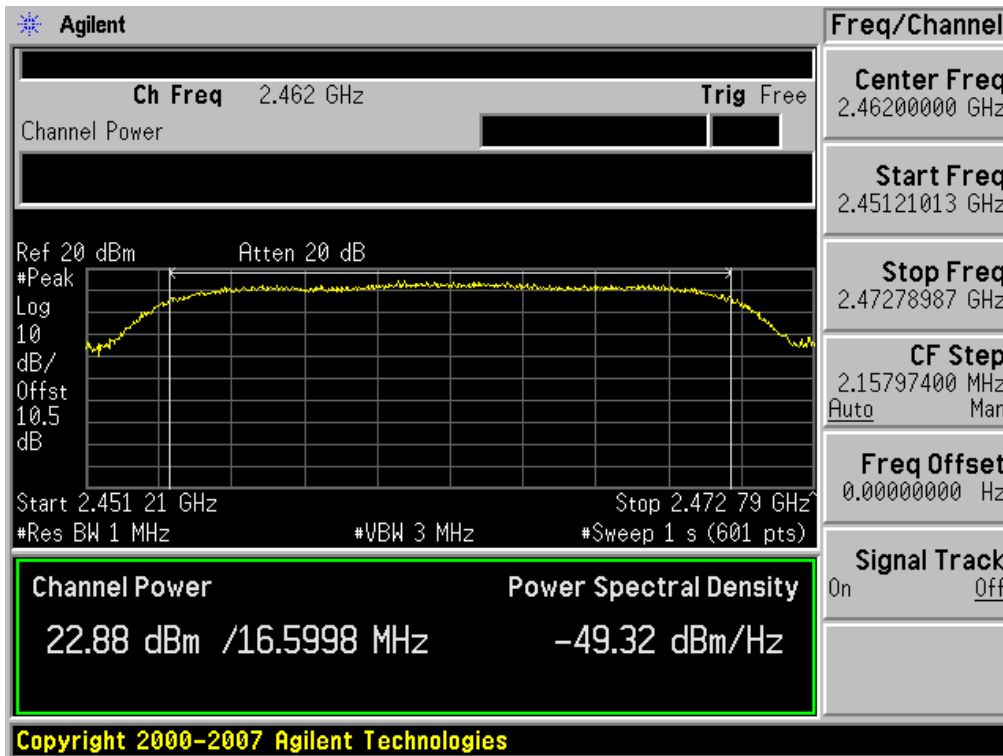
Conducted Output Power (802.11g-CH 11) 6Mbps



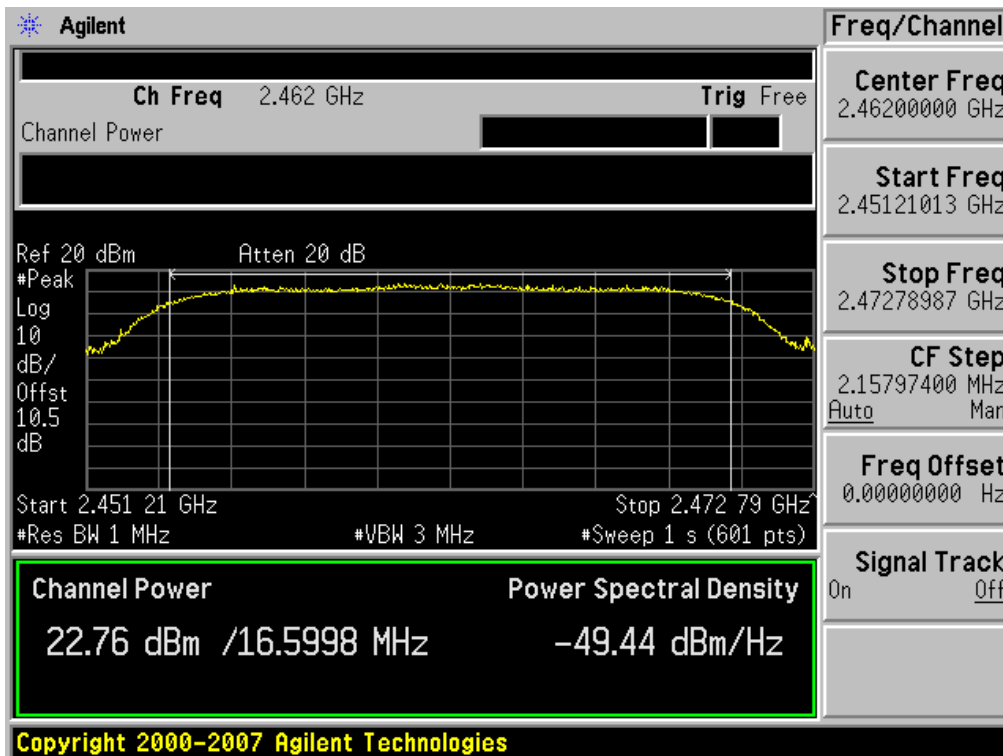
Conducted Output Power (802.11g-CH 11) 9Mbps



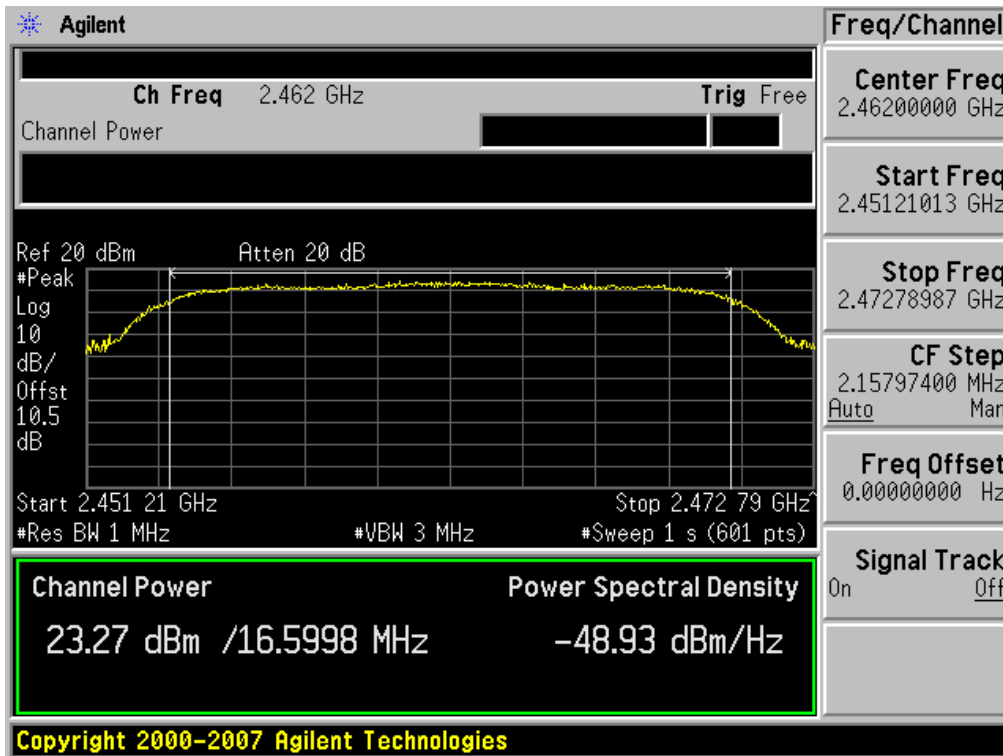
Conducted Output Power (802.11g-CH 11) 12Mbps



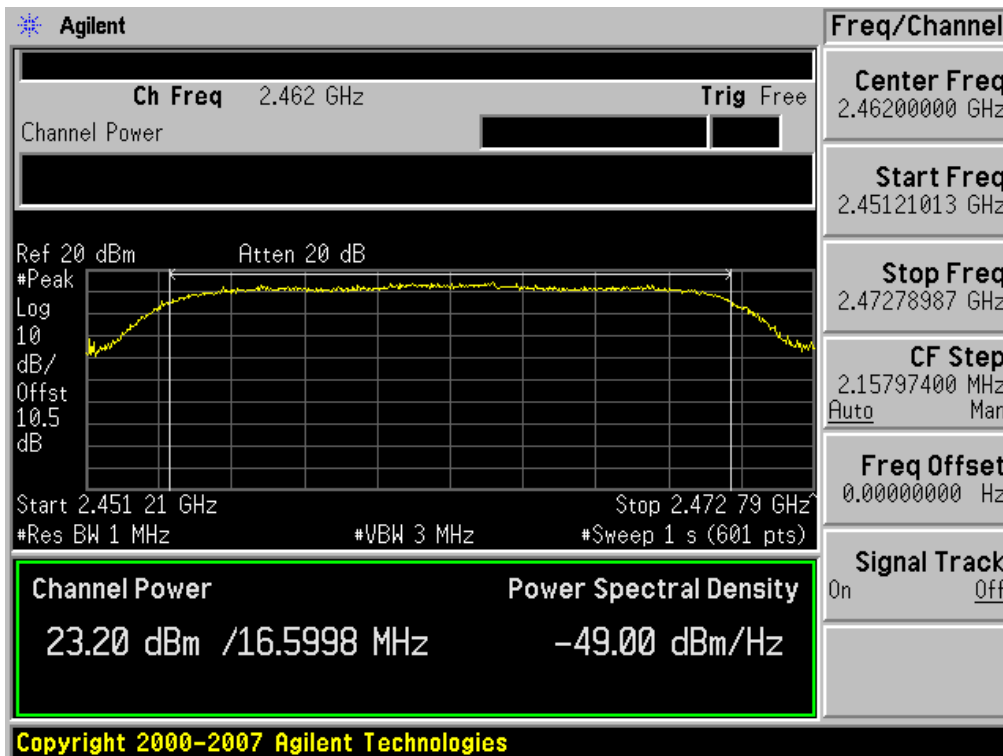
Conducted Output Power (802.11g-CH 11) 18Mbps



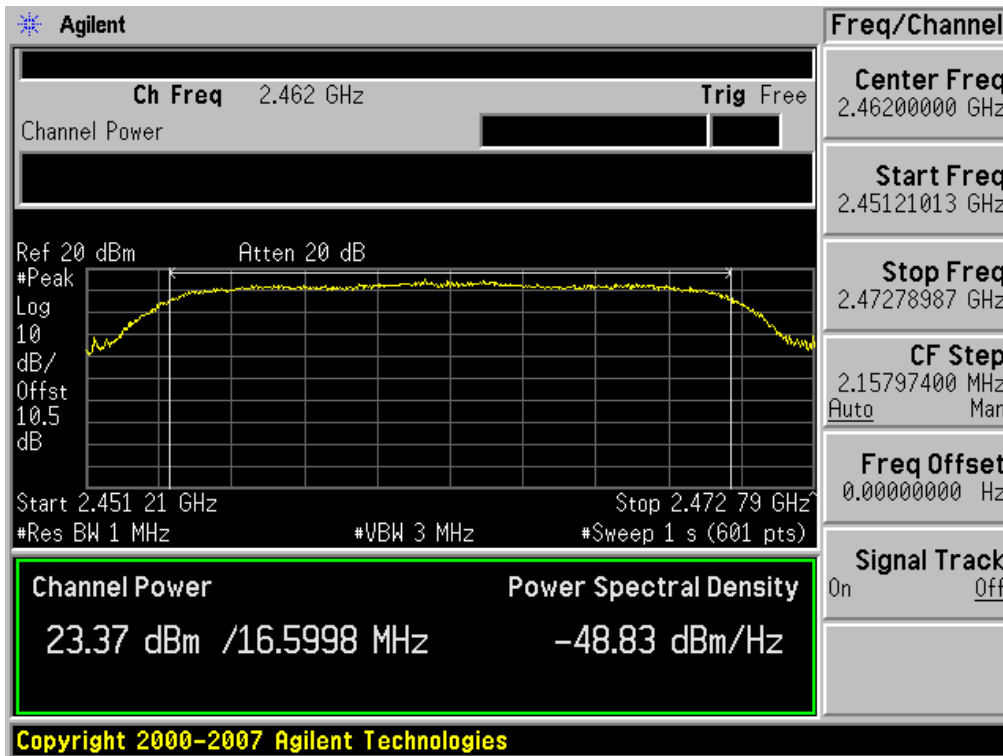
Conducted Output Power (802.11g-CH 11) 24Mbps



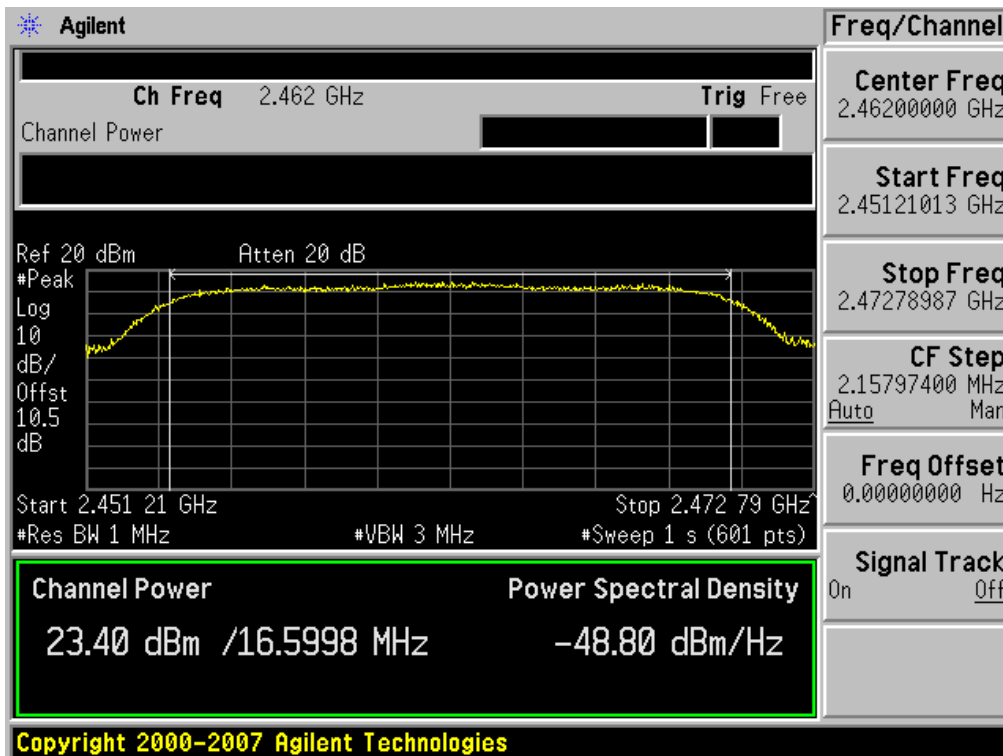
Conducted Output Power (802.11g-CH 11) 36Mbps



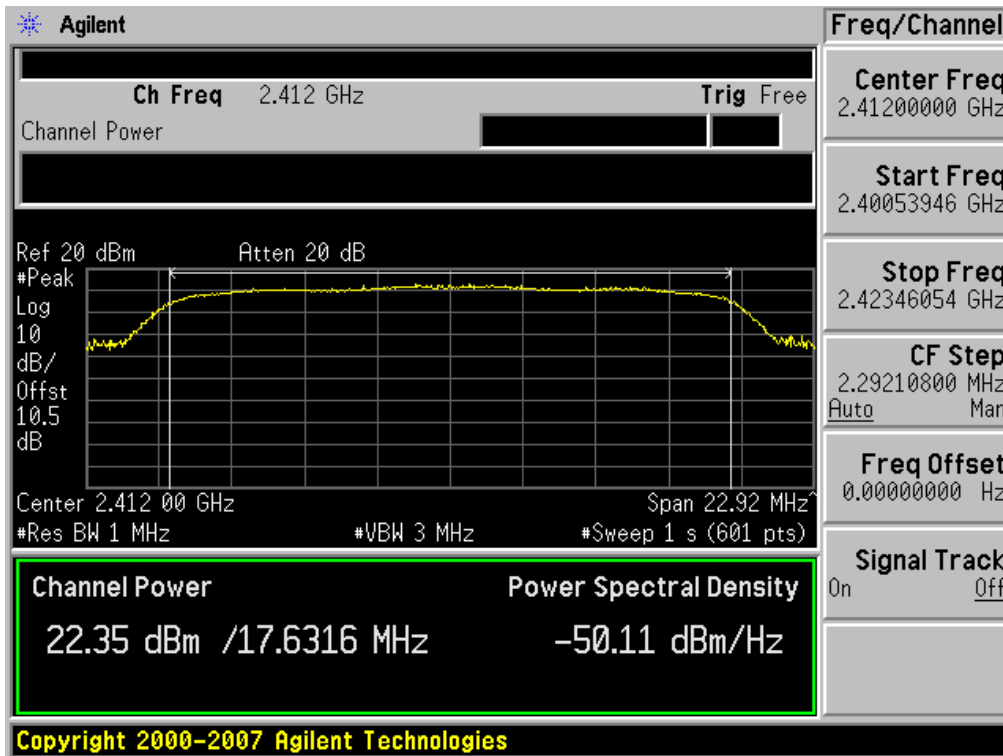
Conducted Output Power (802.11g-CH 11) 48Mbps



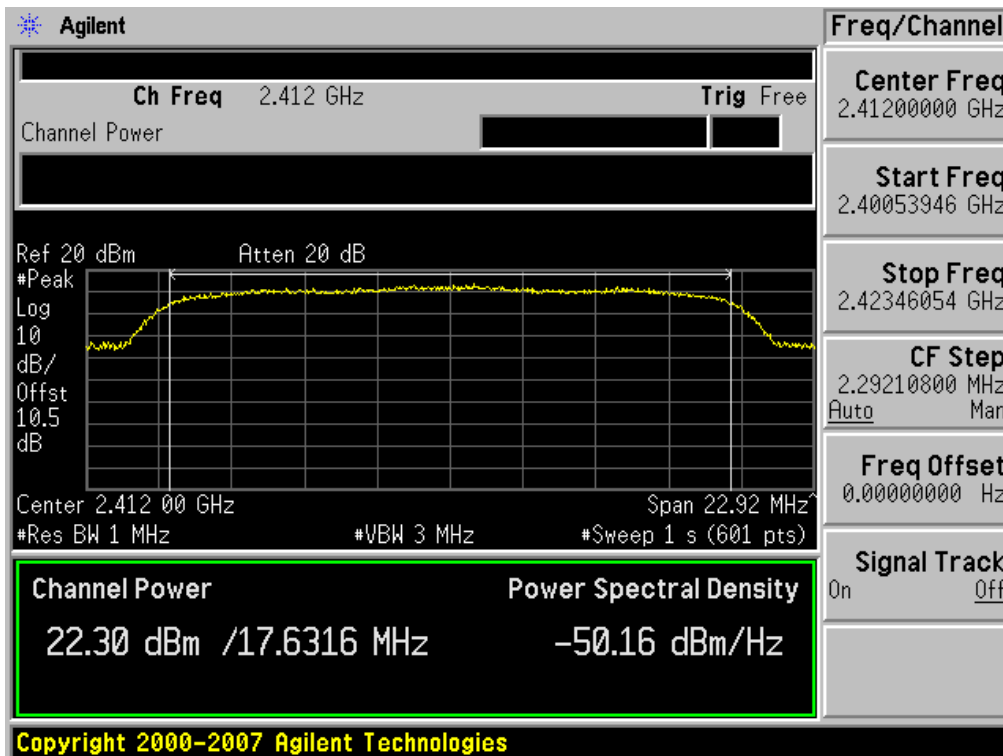
Conducted Output Power (802.11g-CH 11) 54Mbps



Conducted Output Power (802.11n-CH 1) 6.5Mbps

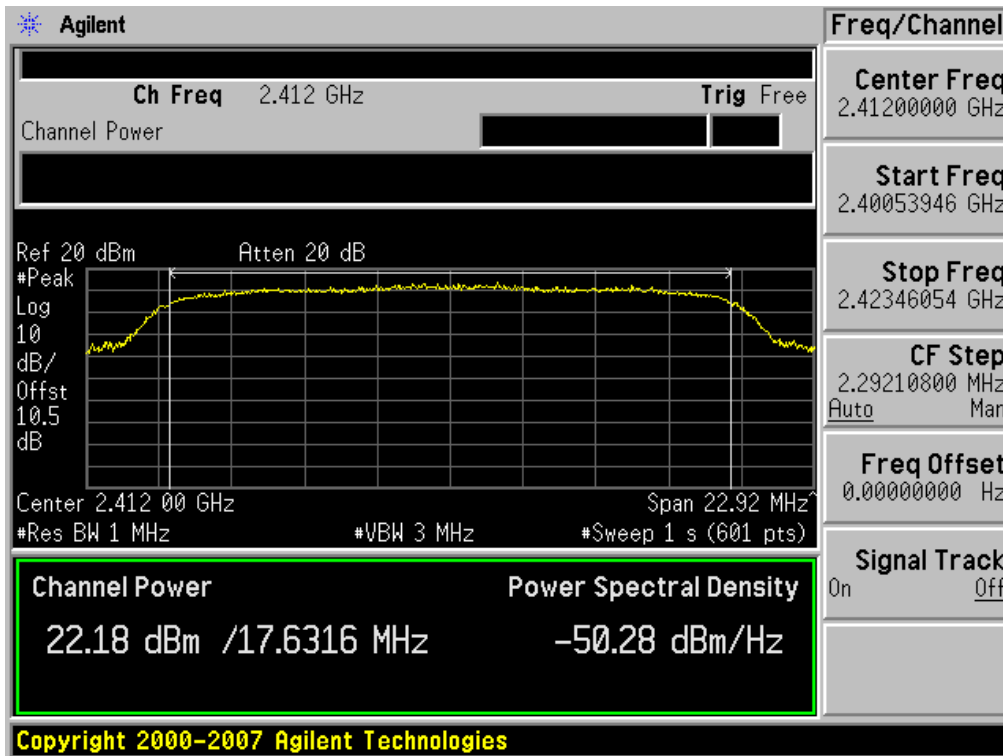


Conducted Output Power (802.11n-CH 1) 13Mbps

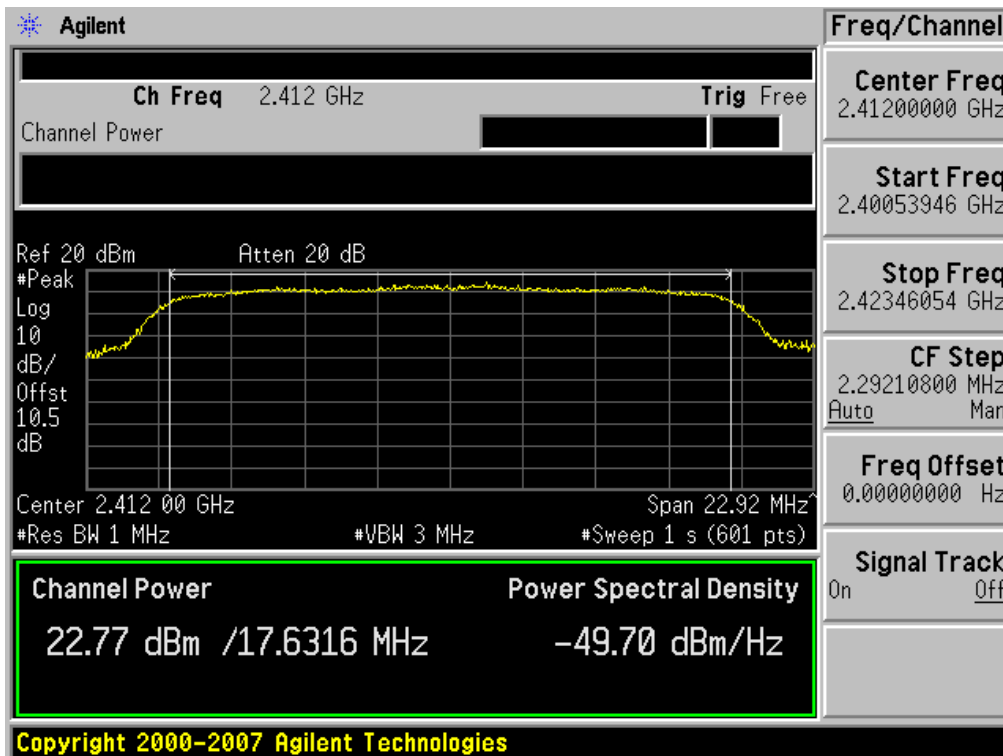


FCC PT.15.247 TEST REPORT	FCC CERTIFICATION REPORT		www.hct.co.kr
Test Report No. HCTR1205FR13	Date of Issue: May 07, 2012	EUT Type: 850/1900 GSM/GPRS/ WCDMA Phone with Bluetooth/WLAN and, EDGE Rx Only	FCC ID: A3LGTS6802B

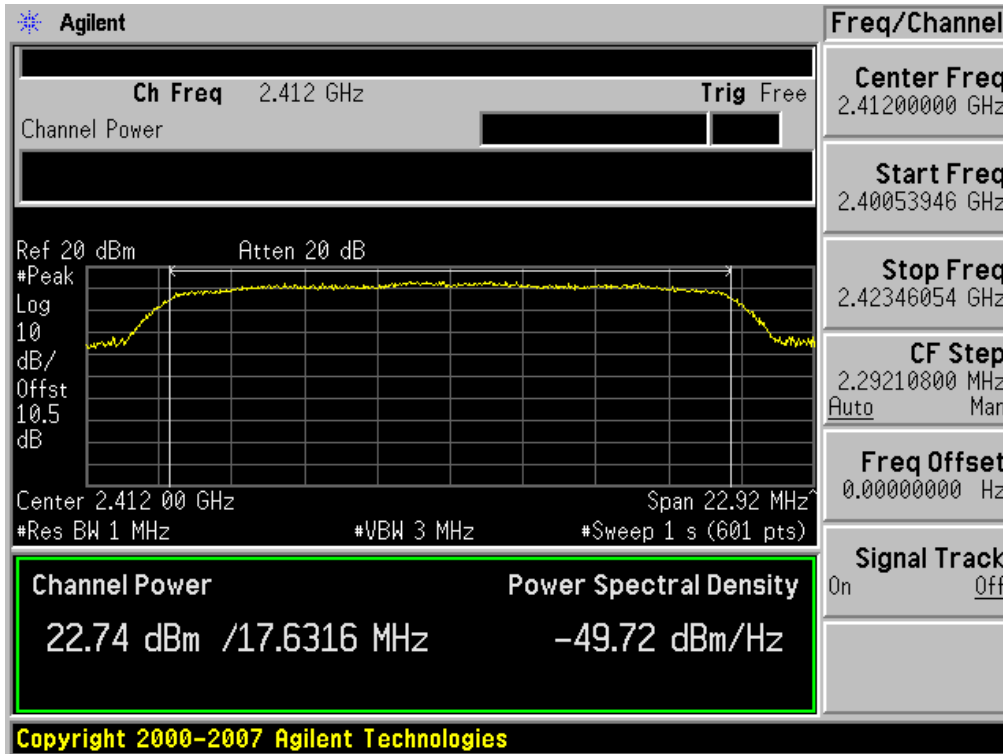
Conducted Output Power (802.11n-CH 1) 19.5Mbps



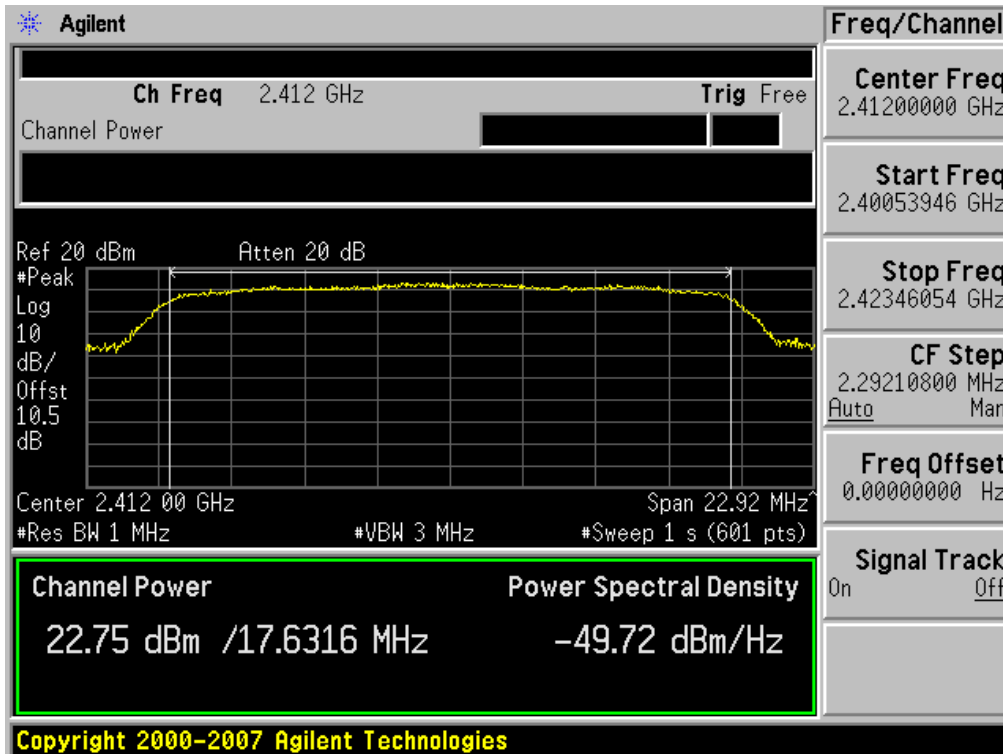
Conducted Output Power (802.11n-CH 1) 26Mbps



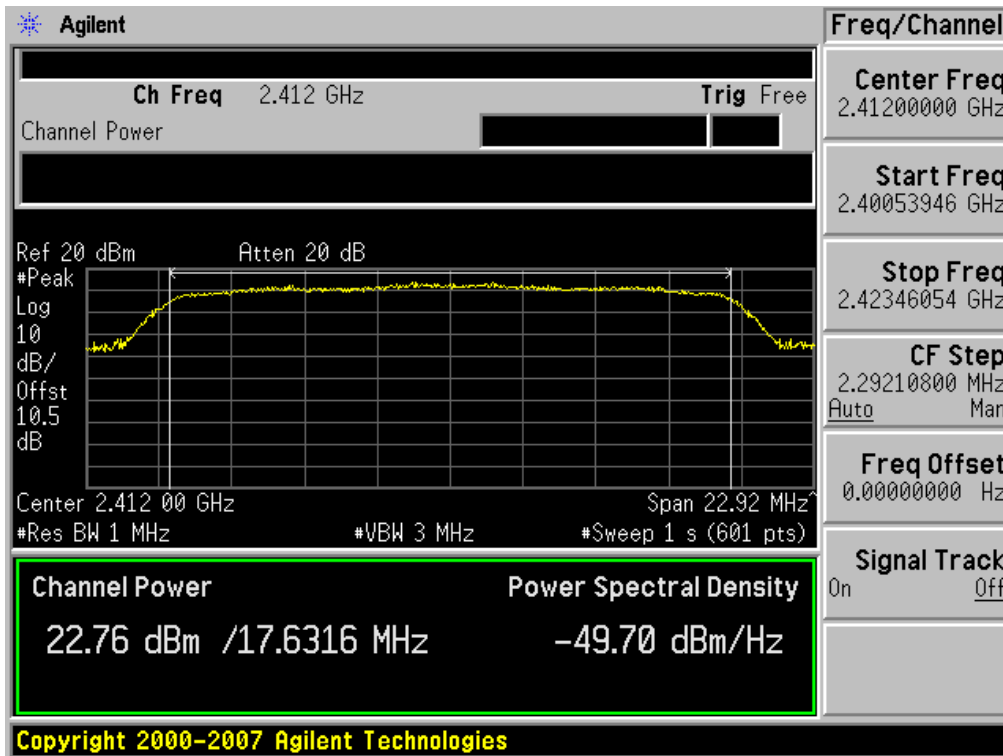
Conducted Output Power (802.11n-CH 1) 39Mbps



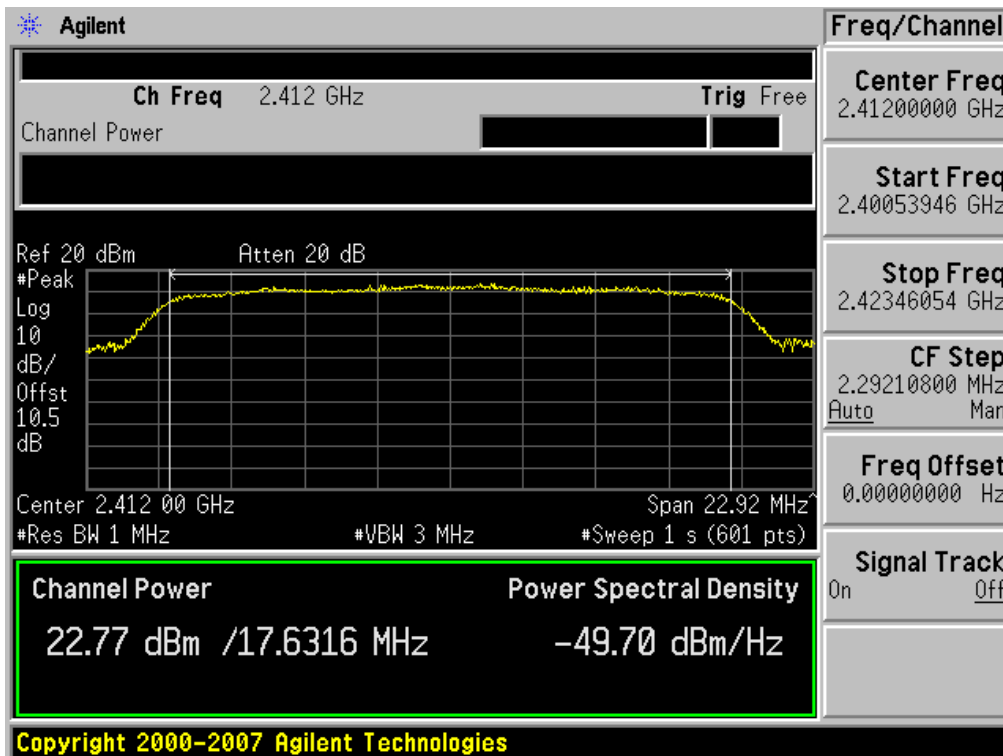
Conducted Output Power (802.11n-CH 1) 52Mbps



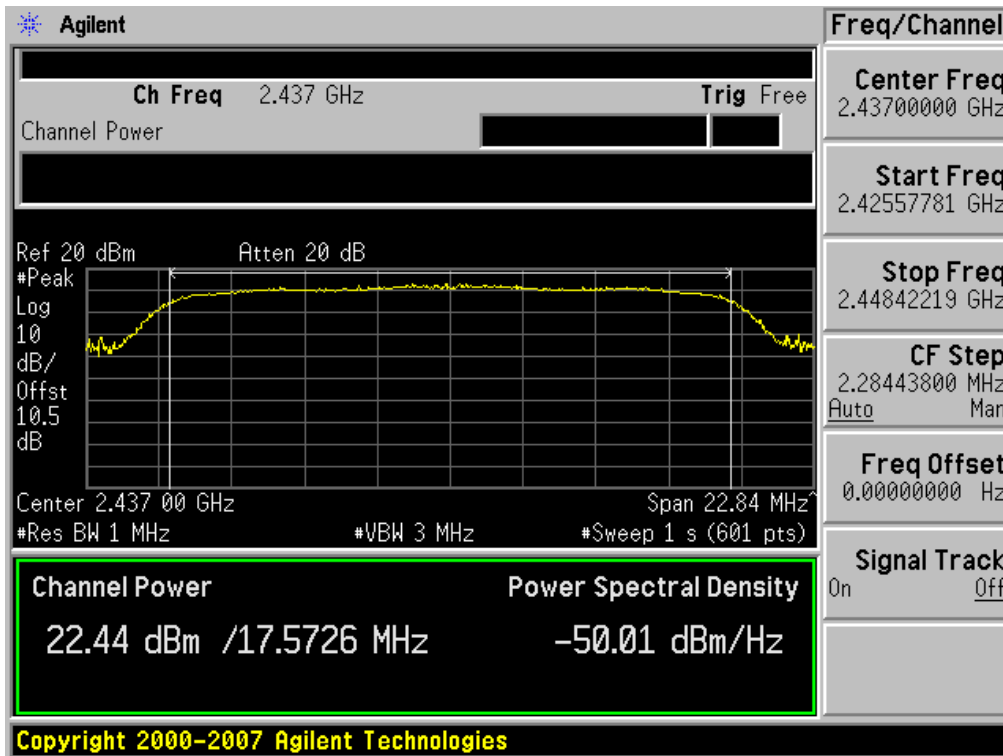
Conducted Output Power (802.11n-CH 1) 58.5Mbps



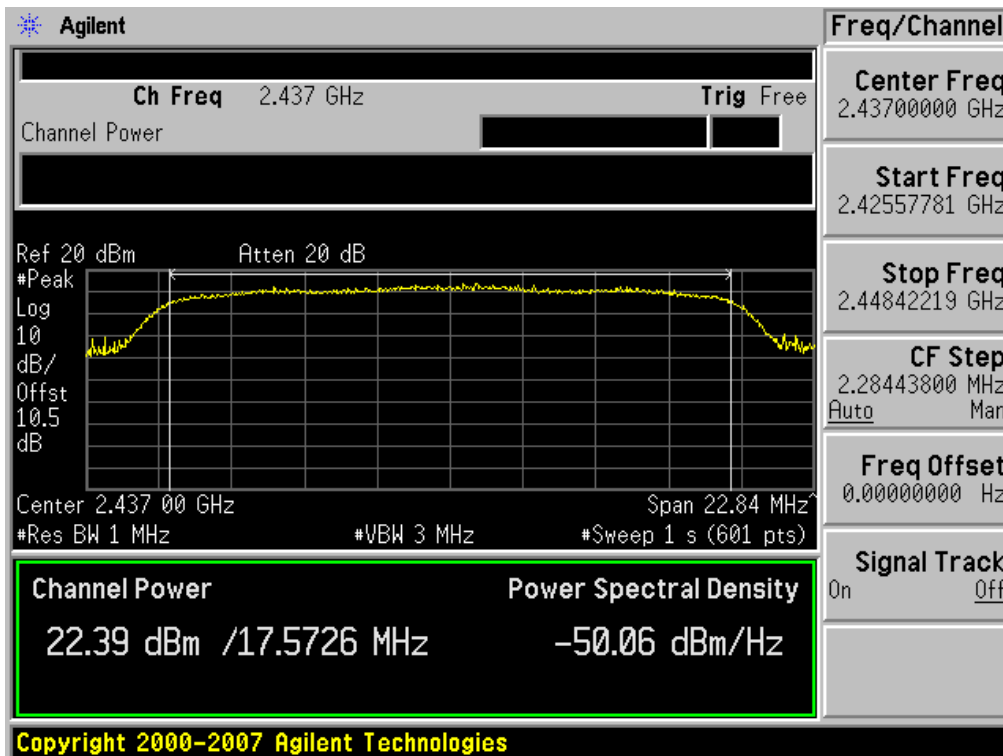
Conducted Output Power (802.11n-CH 1) 65Mbps



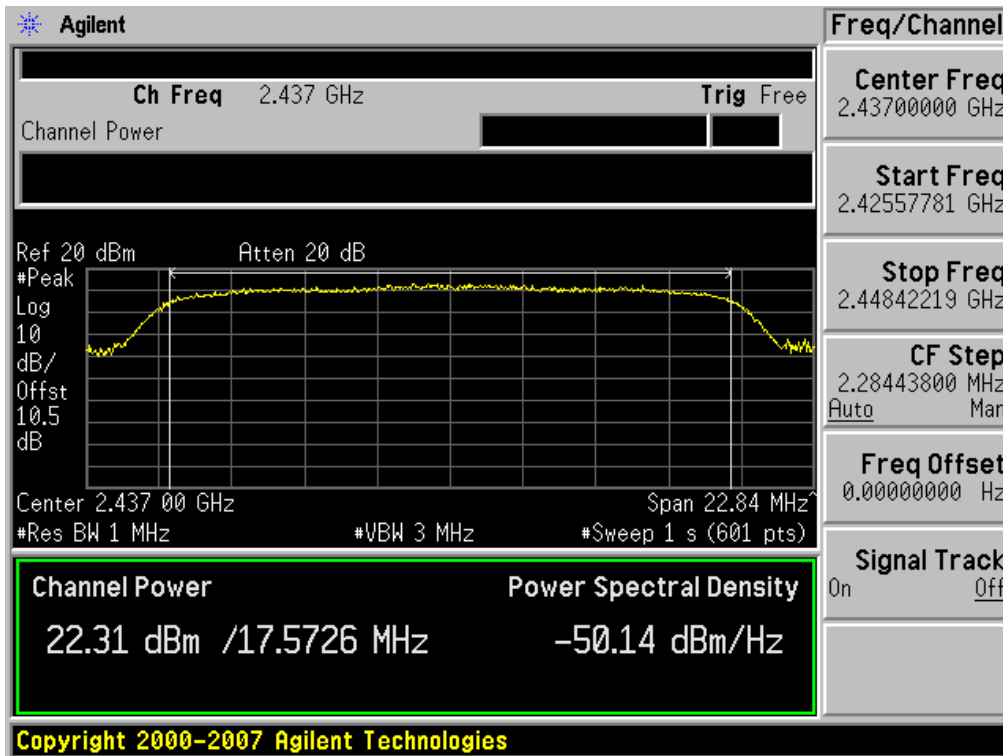
Conducted Output Power (802.11n-CH 6) 6.5Mbps



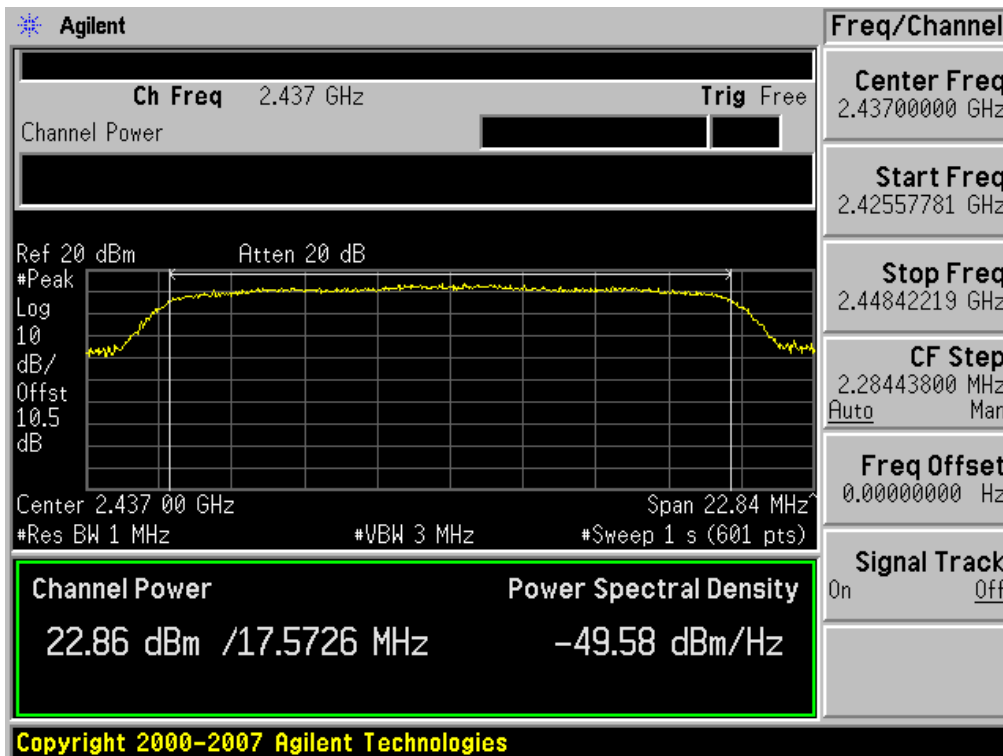
Conducted Output Power (802.11n-CH 6) 13Mbps



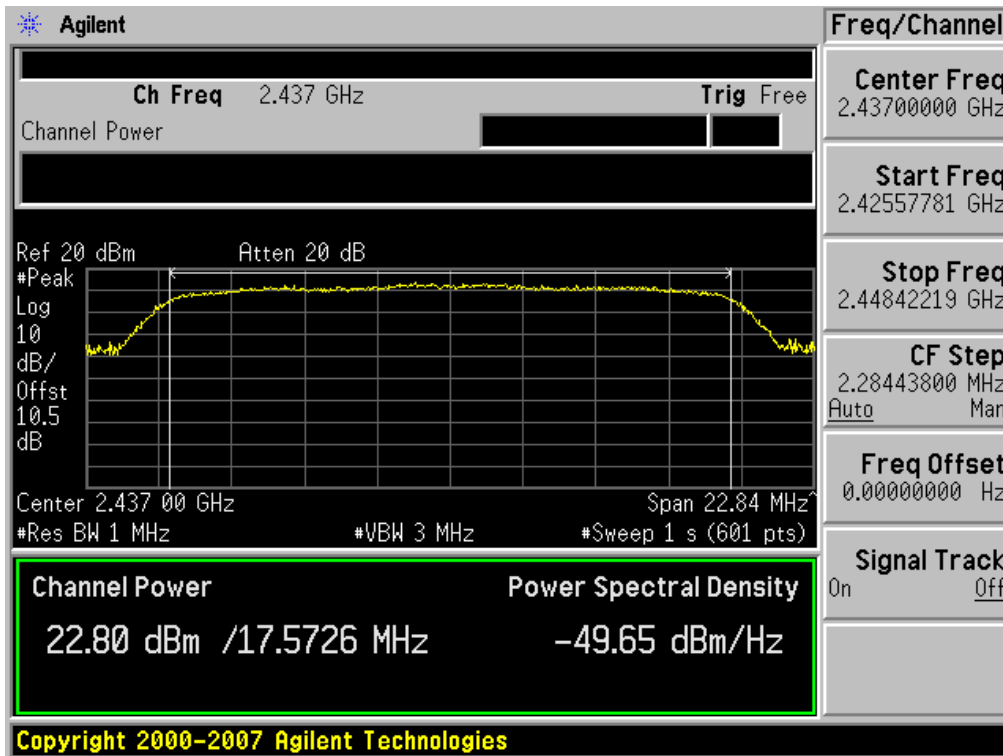
Conducted Output Power (802.11n-CH 6) 19.5Mbps



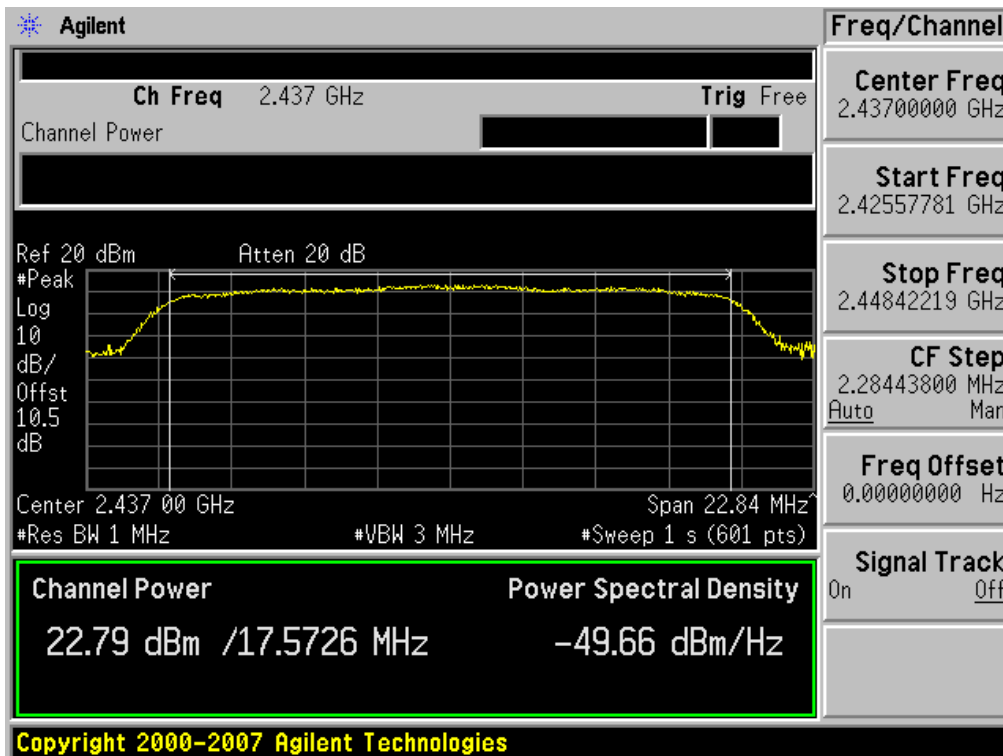
Conducted Output Power (802.11n-CH 6) 26Mbps



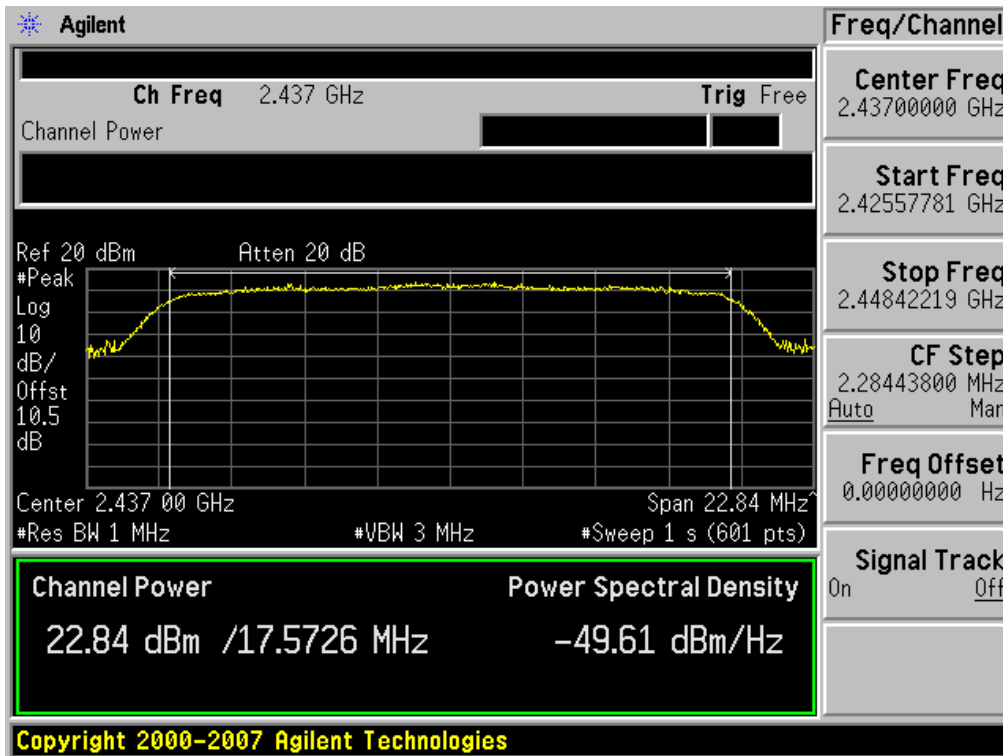
Conducted Output Power (802.11n-CH 6) 39Mbps



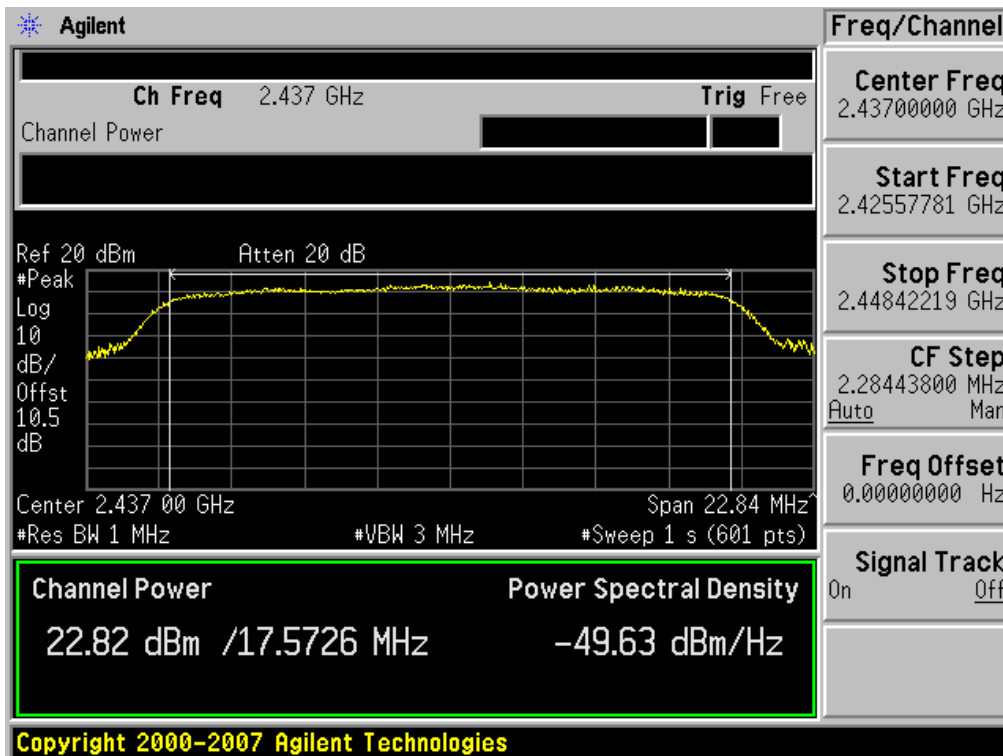
Conducted Output Power (802.11n-CH 6) 52Mbps



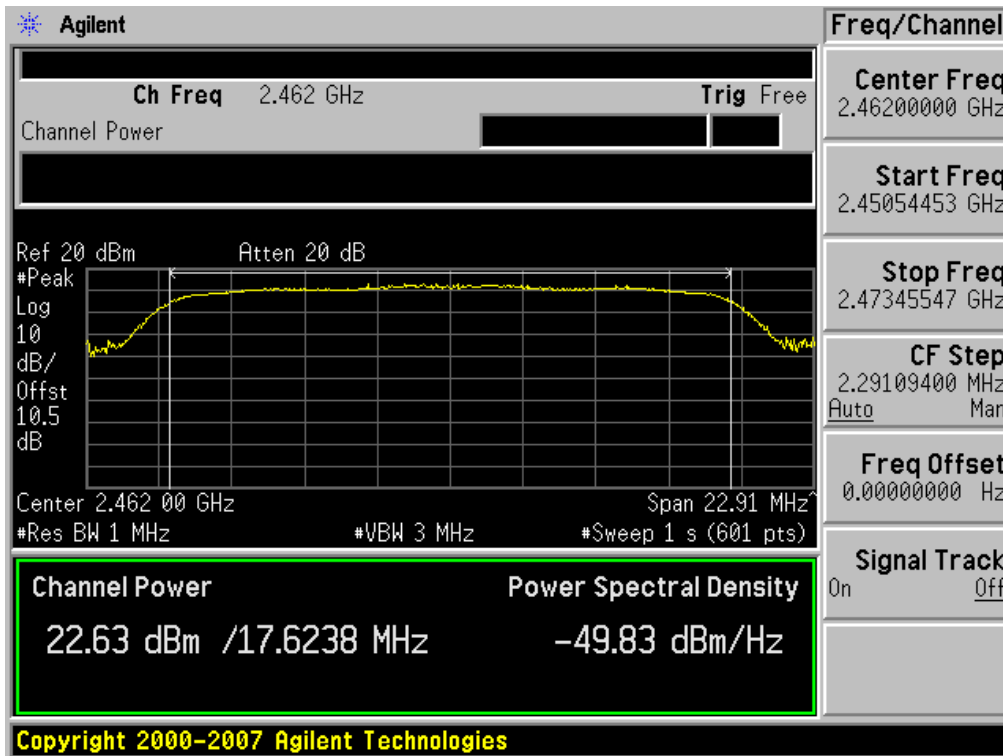
Conducted Output Power (802.11n-CH 6) 58.5Mbps



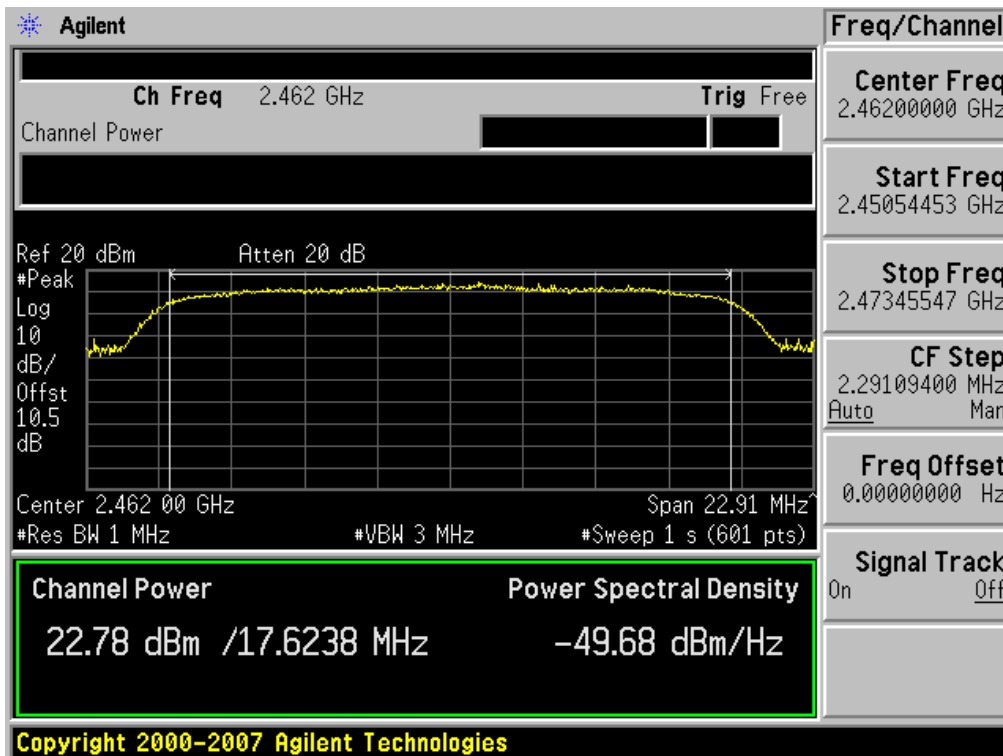
Conducted Output Power (802.11n-CH 6) 65Mbps



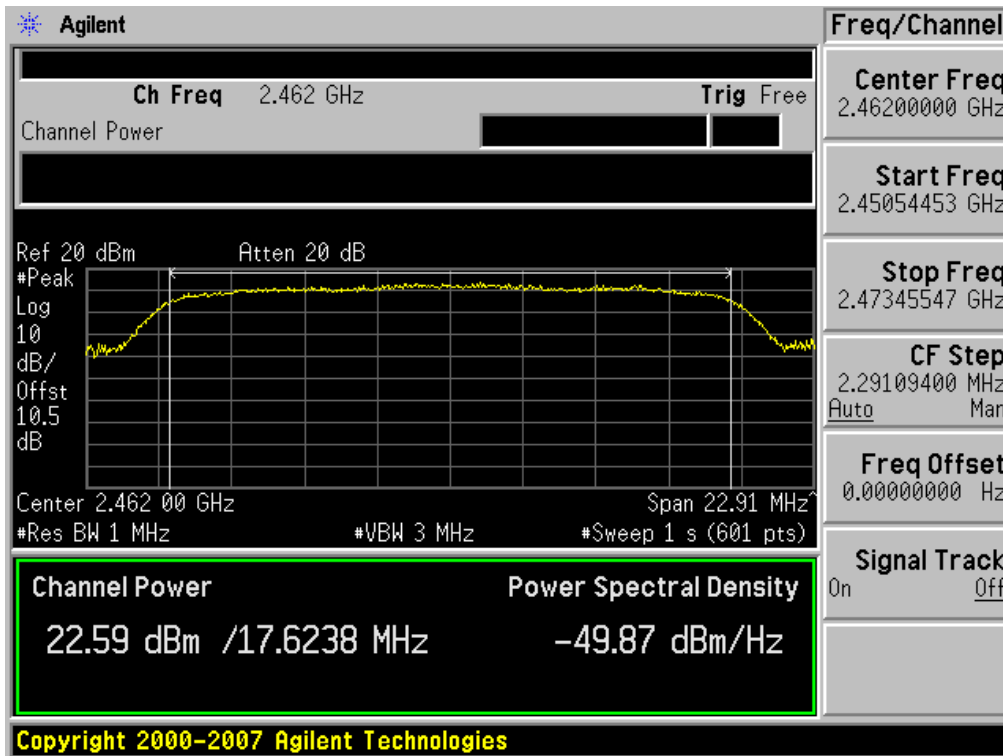
Conducted Output Power (802.11n-CH 11) 6.5Mbps



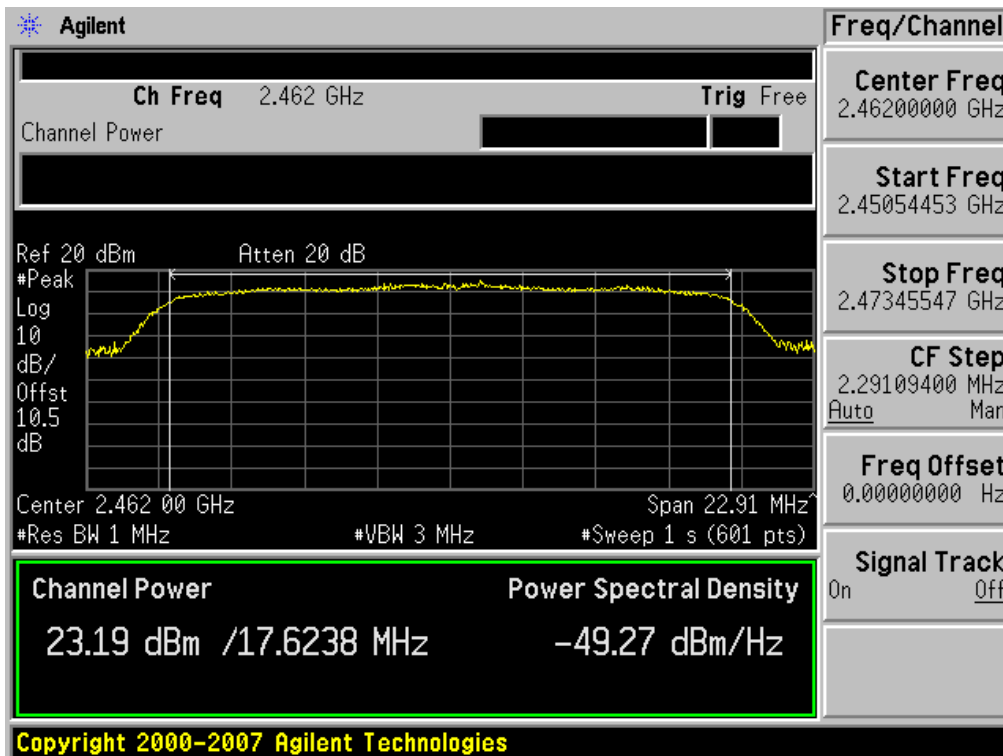
Conducted Output Power (802.11n-CH 11) 13Mbps



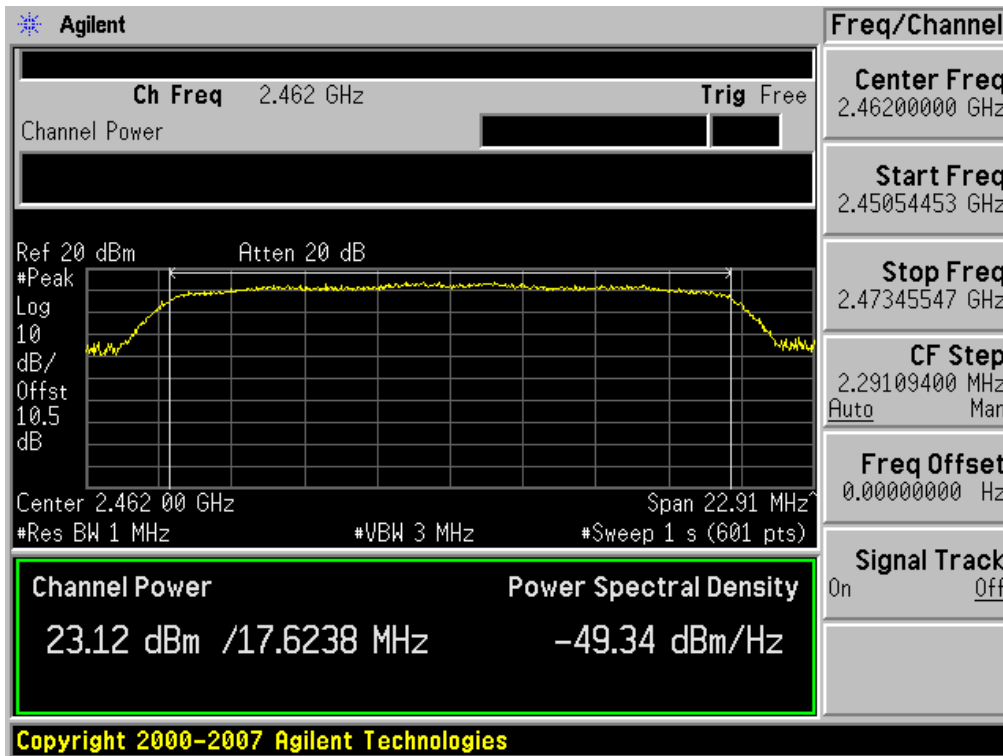
Conducted Output Power (802.11n-CH 11) 19.5Mbps



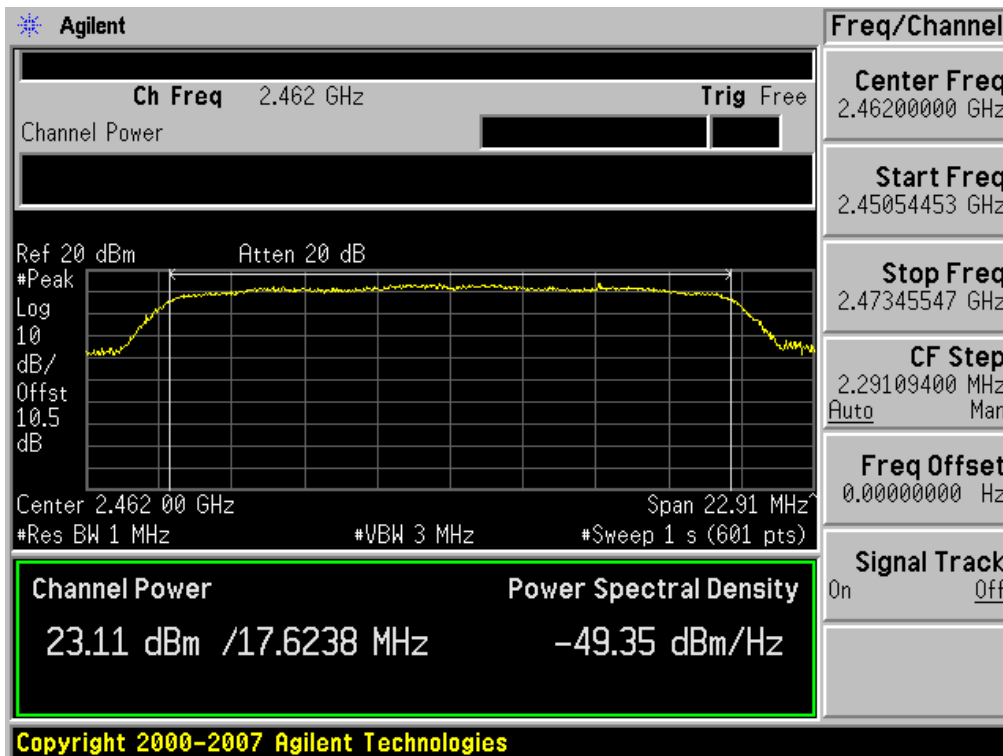
Conducted Output Power (802.11n-CH 11) 26Mbps



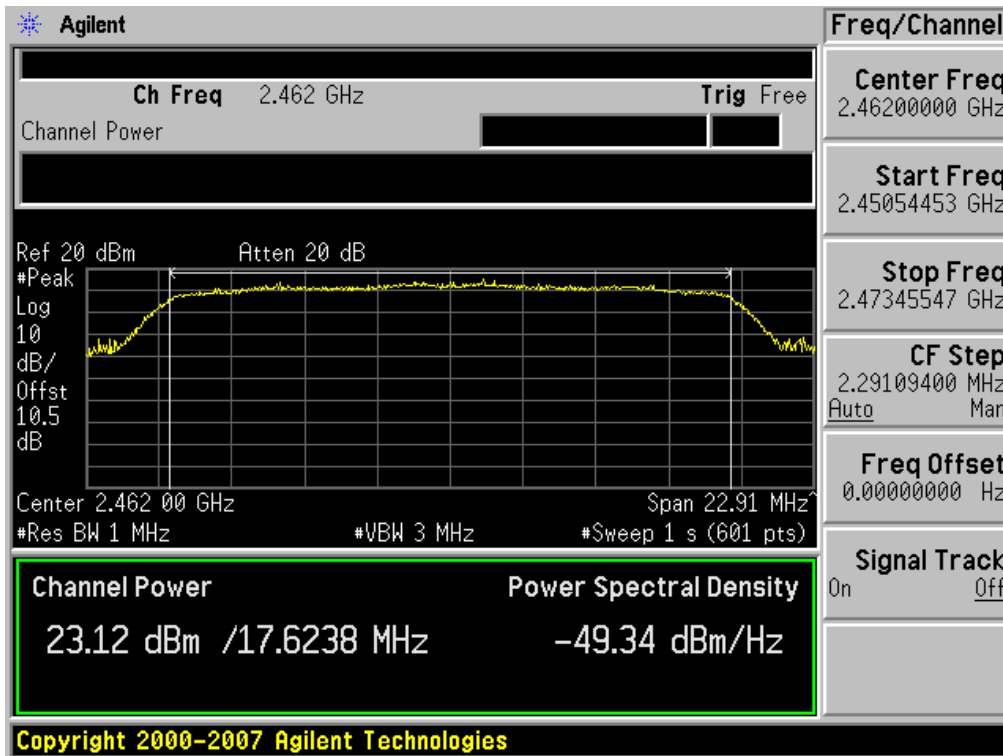
Conducted Output Power (802.11n-CH 11) 39Mbps



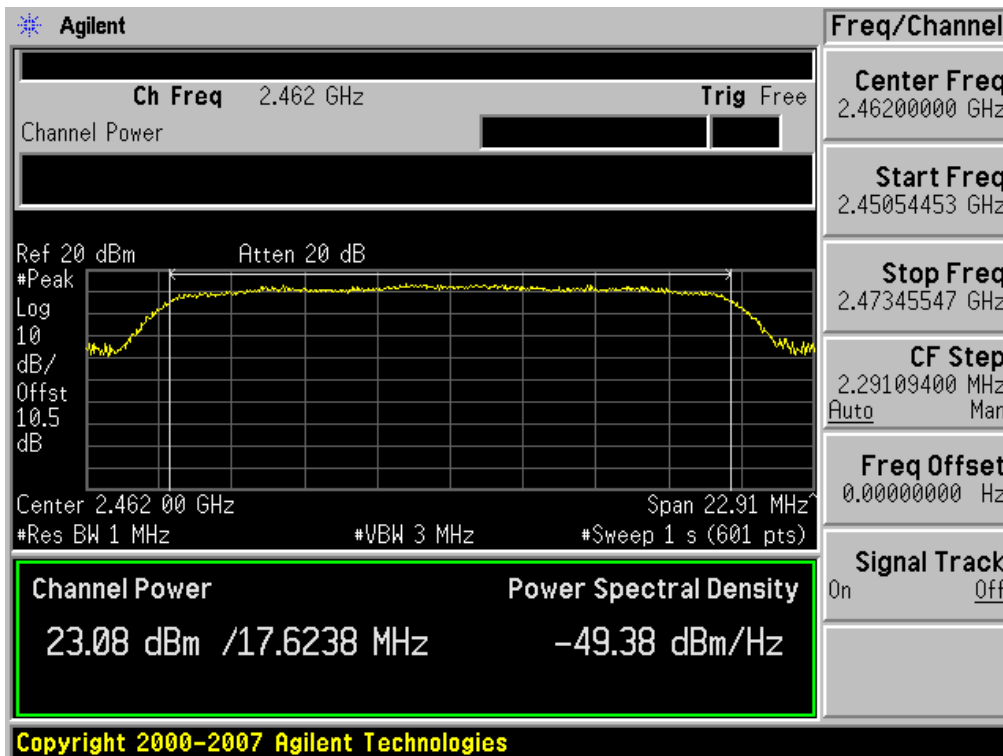
Conducted Output Power (802.11n-CH 11) 52Mbps



Conducted Output Power (802.11n-CH 11) 58.5Mbps

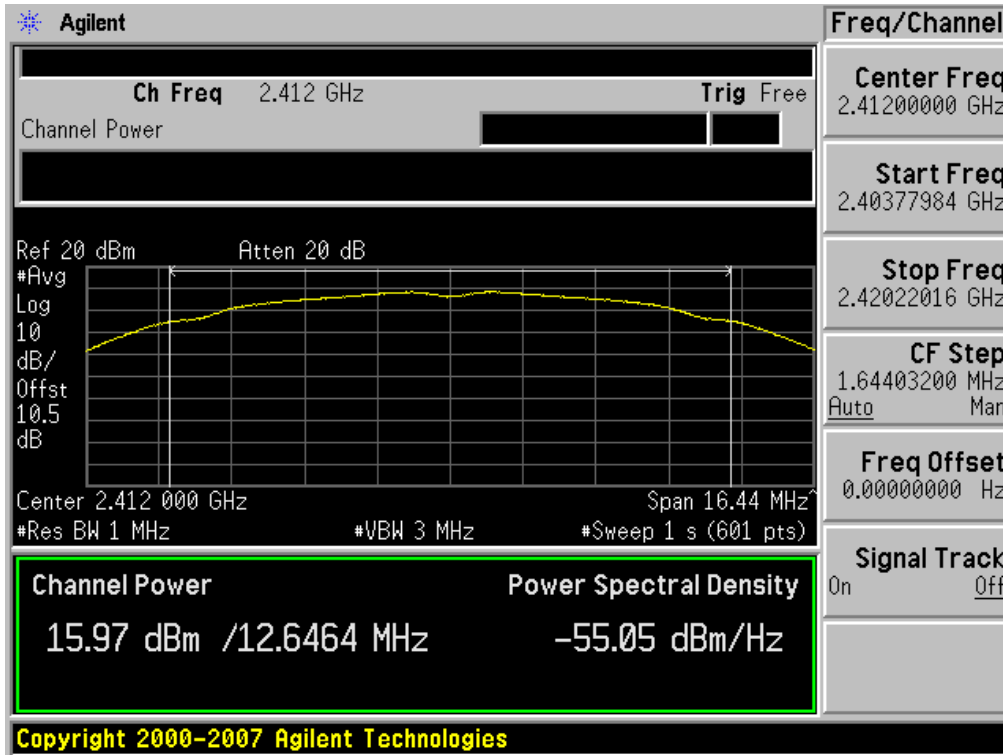


Conducted Output Power (802.11n-CH 11) 65Mbps

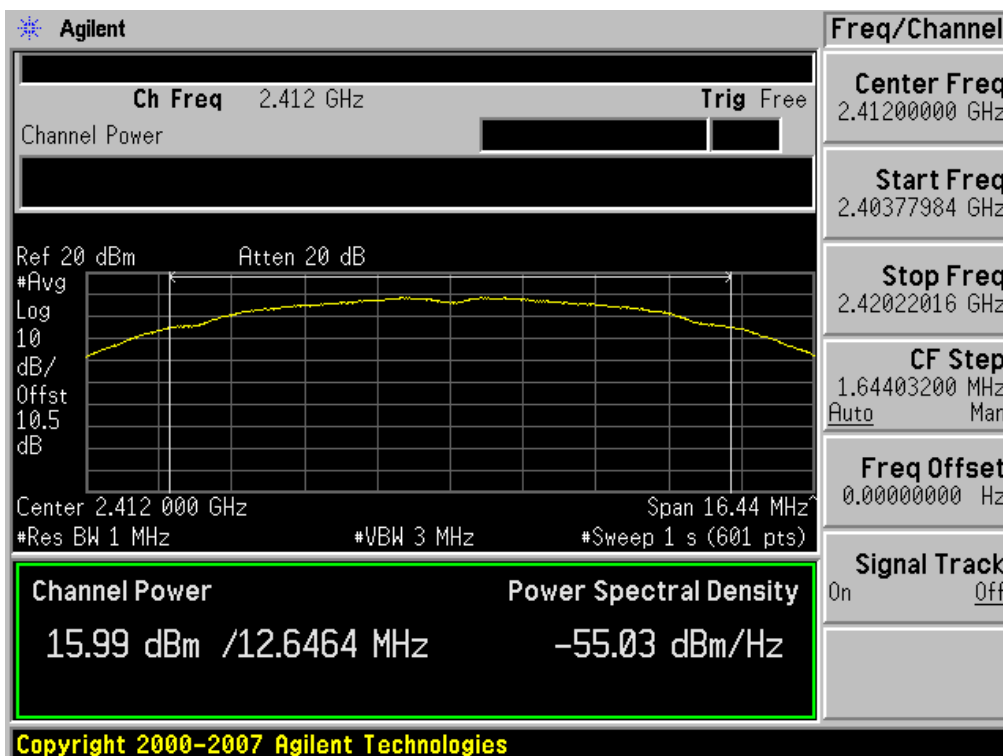


RESULT PLOTS-Average

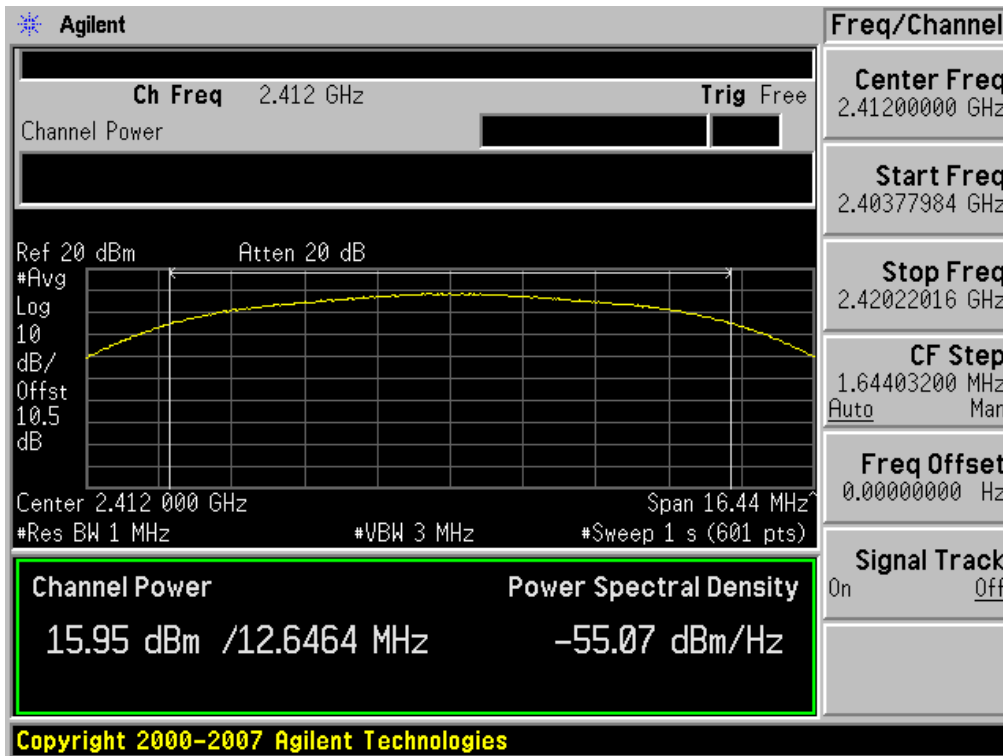
Conducted Output Power (802.11b-CH 1) 1Mbps



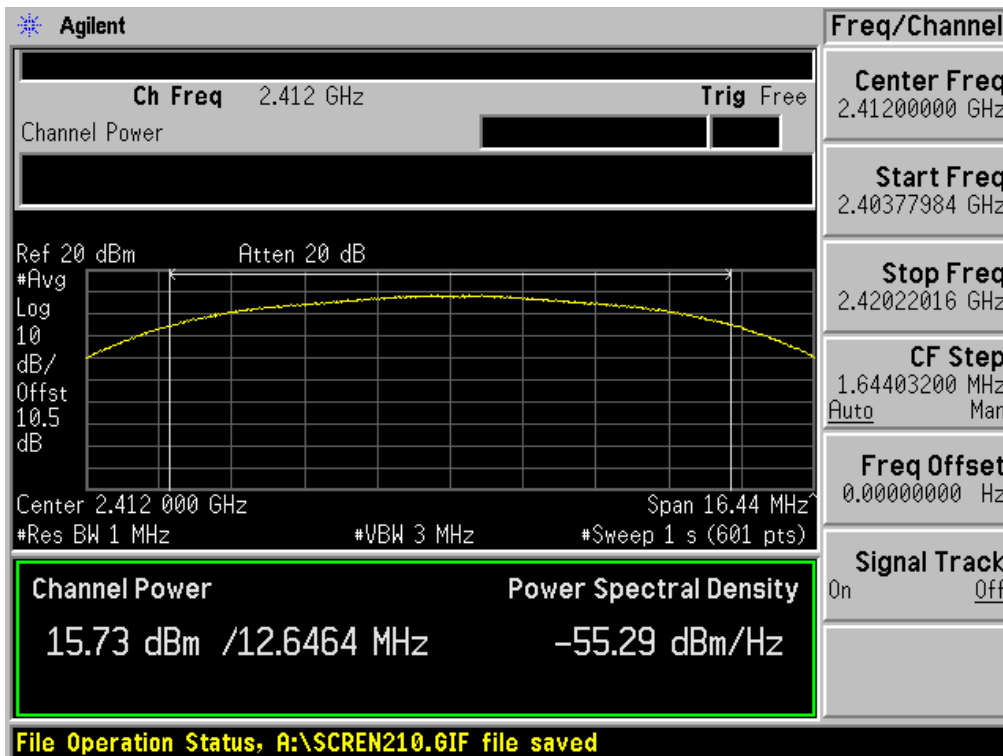
Conducted Output Power (802.11b-CH 1) 2Mbps



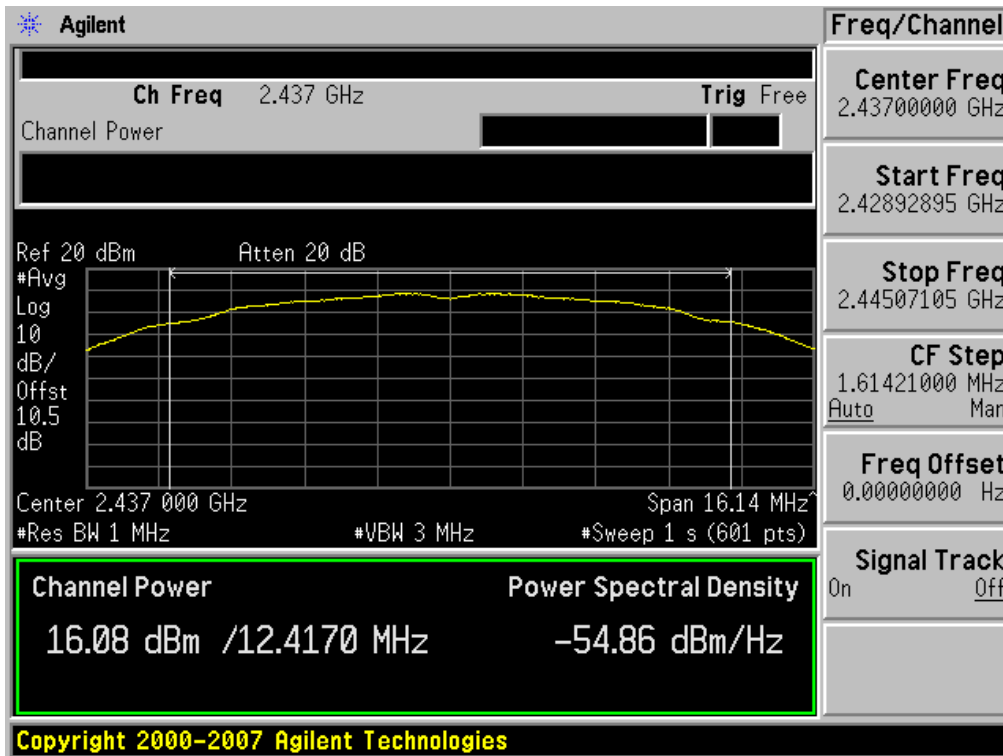
Conducted Output Power (802.11b-CH 1) 5.5Mbps



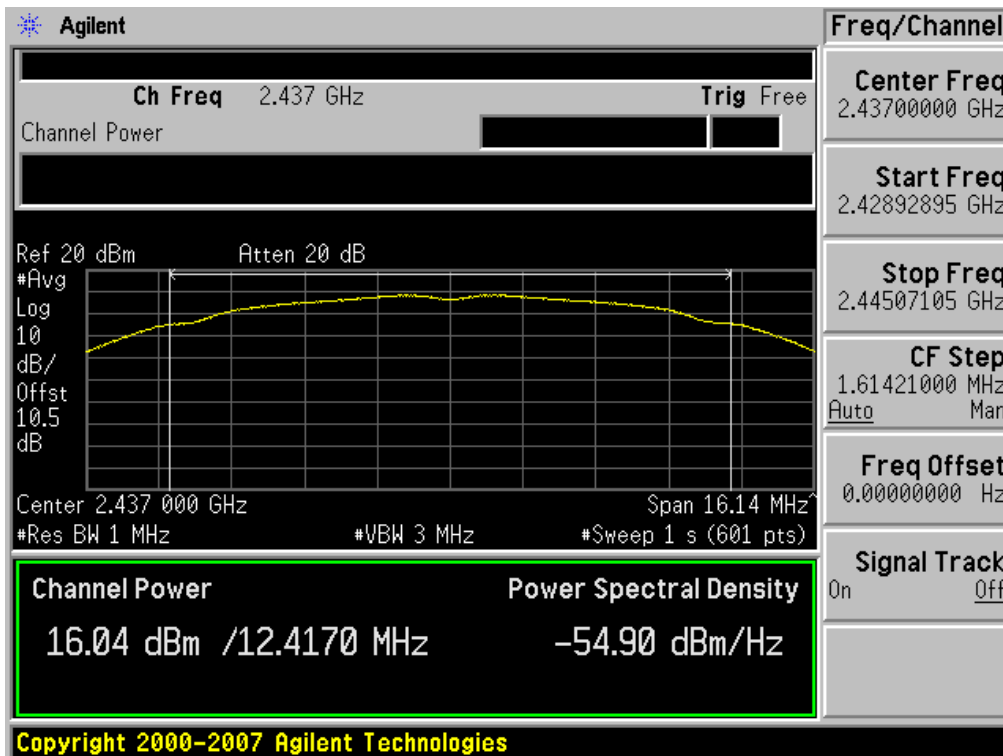
Conducted Output Power (802.11b-CH 1) 11Mbps



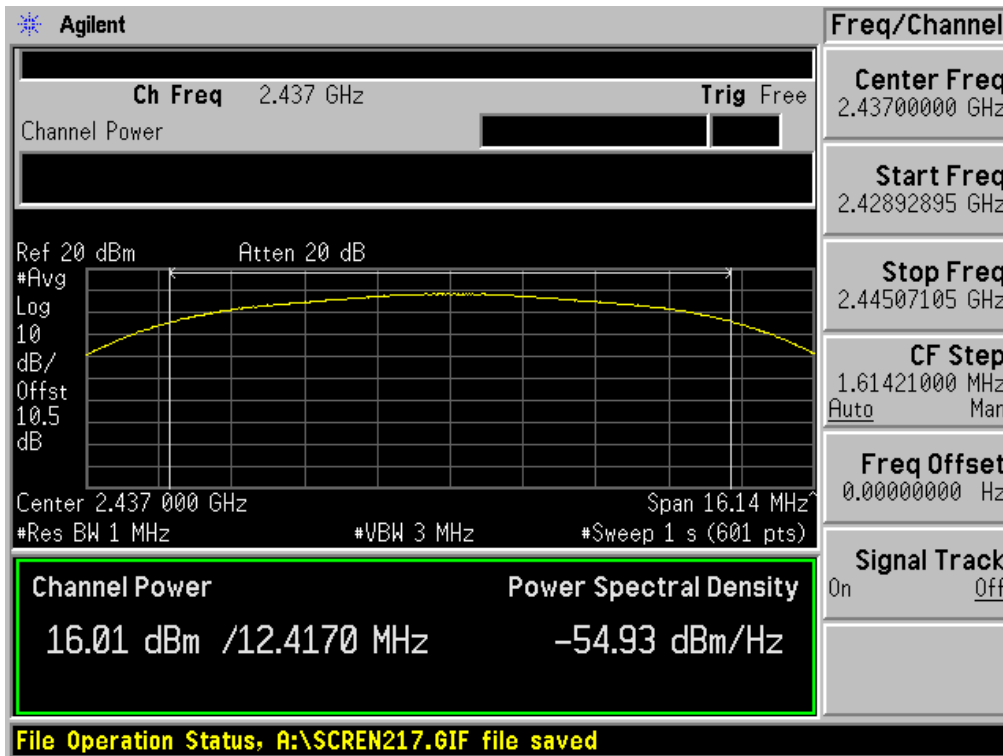
Conducted Output Power (802.11b-CH 6) 1Mbps



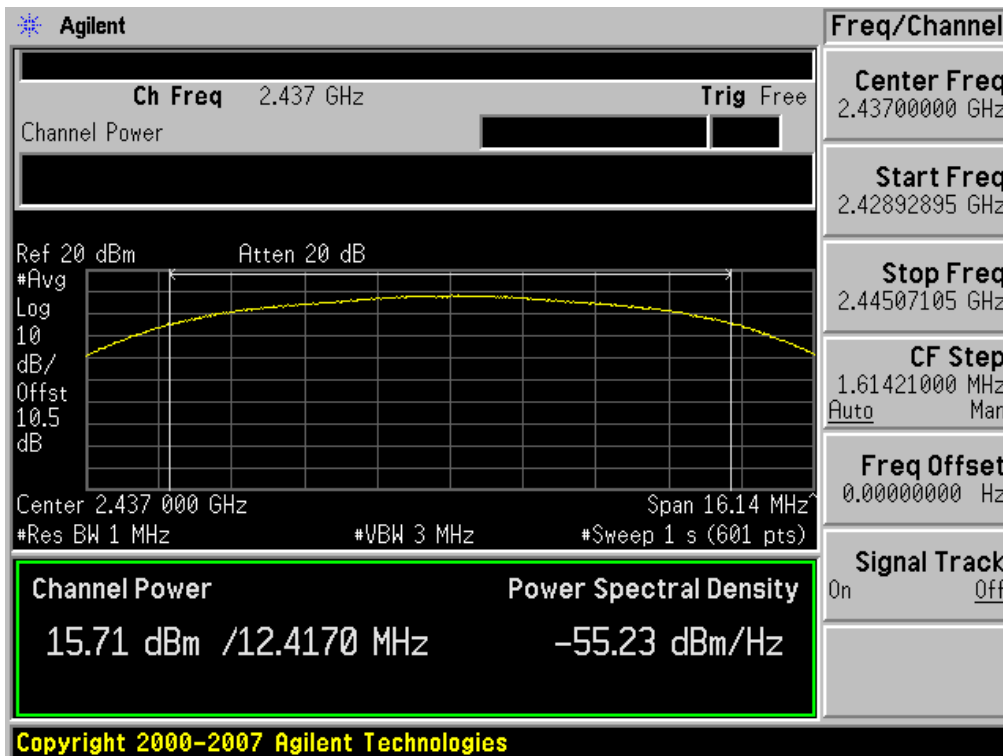
Conducted Output Power (802.11b-CH 6) 2Mbps



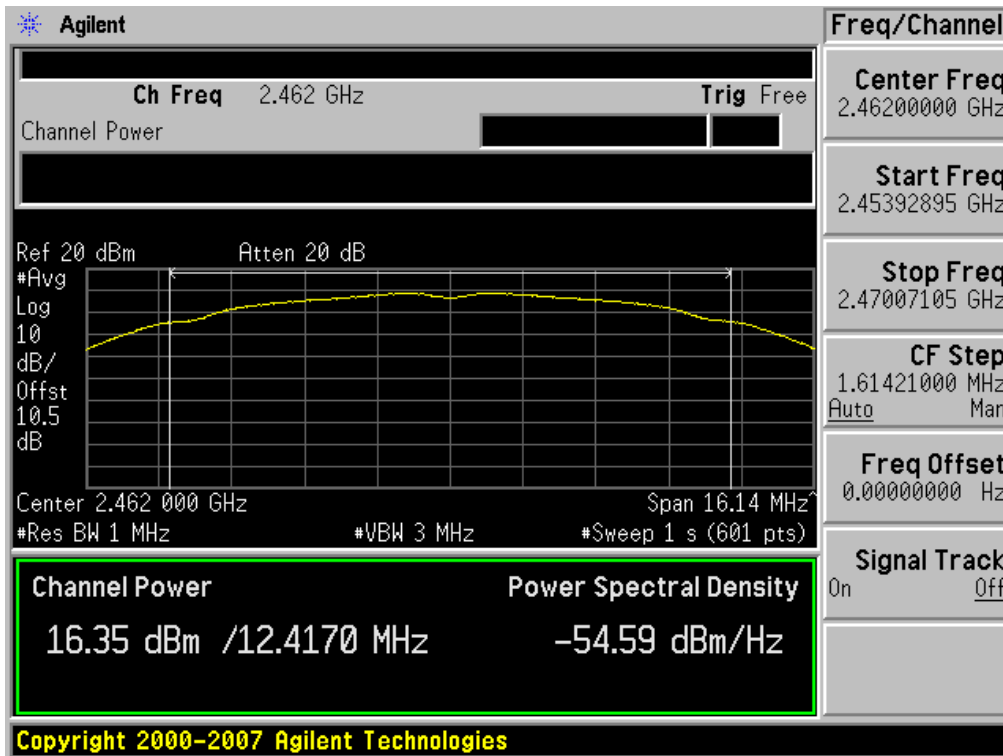
Conducted Output Power (802.11b-CH 6) 5.5Mbps



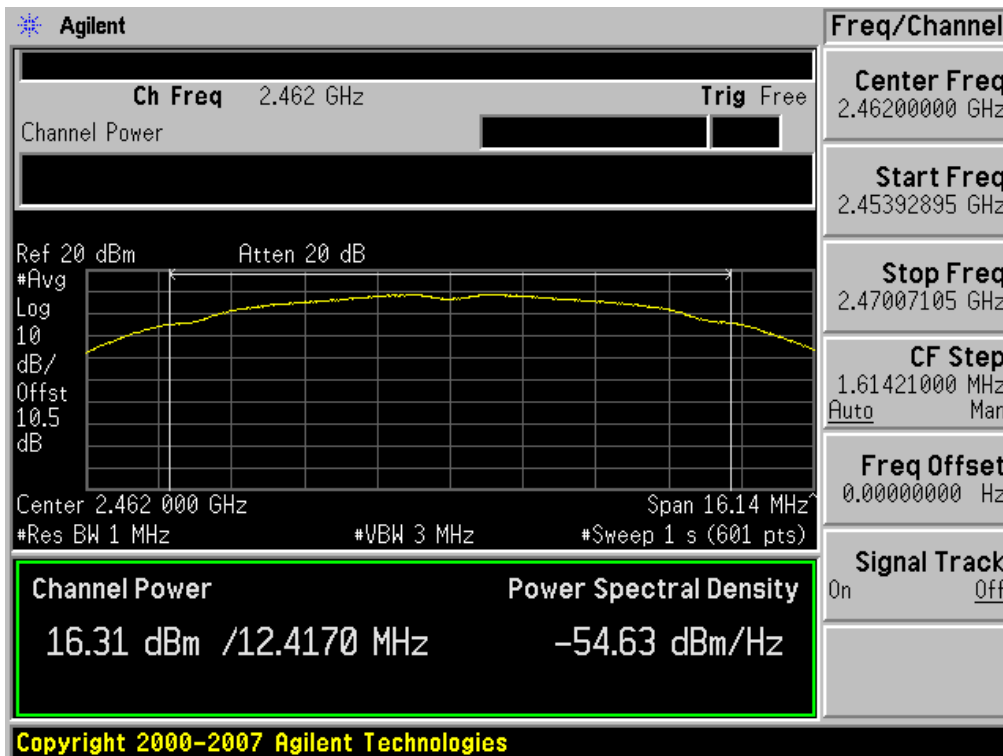
Conducted Output Power (802.11b-CH 6) 11Mbps



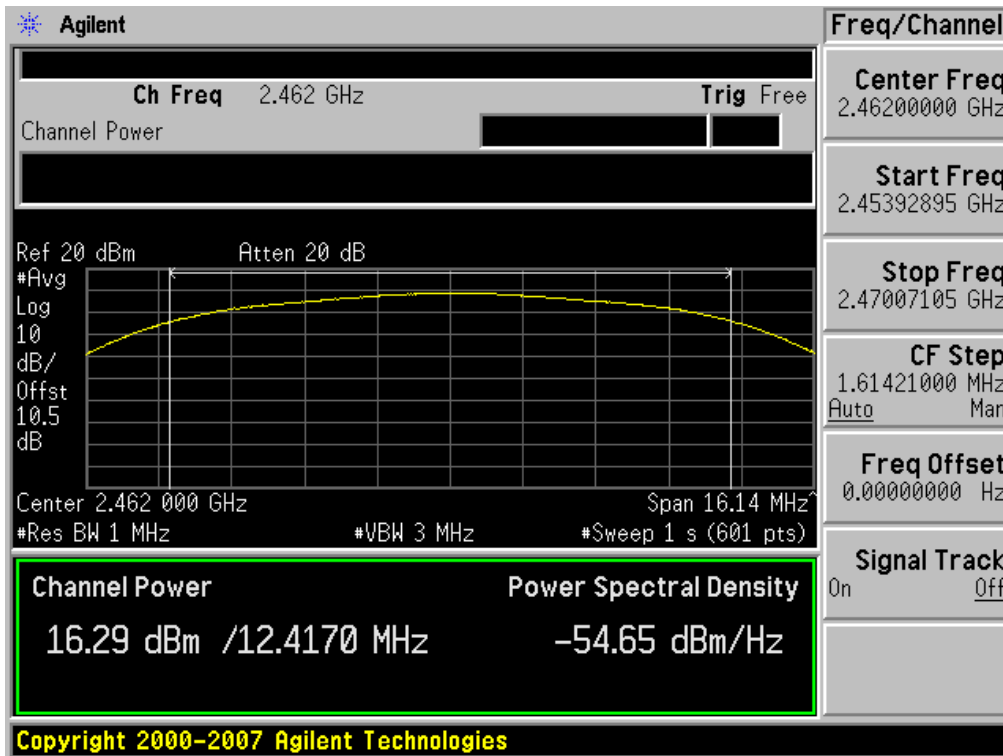
Conducted Output Power (802.11b-CH 11) 1Mbps



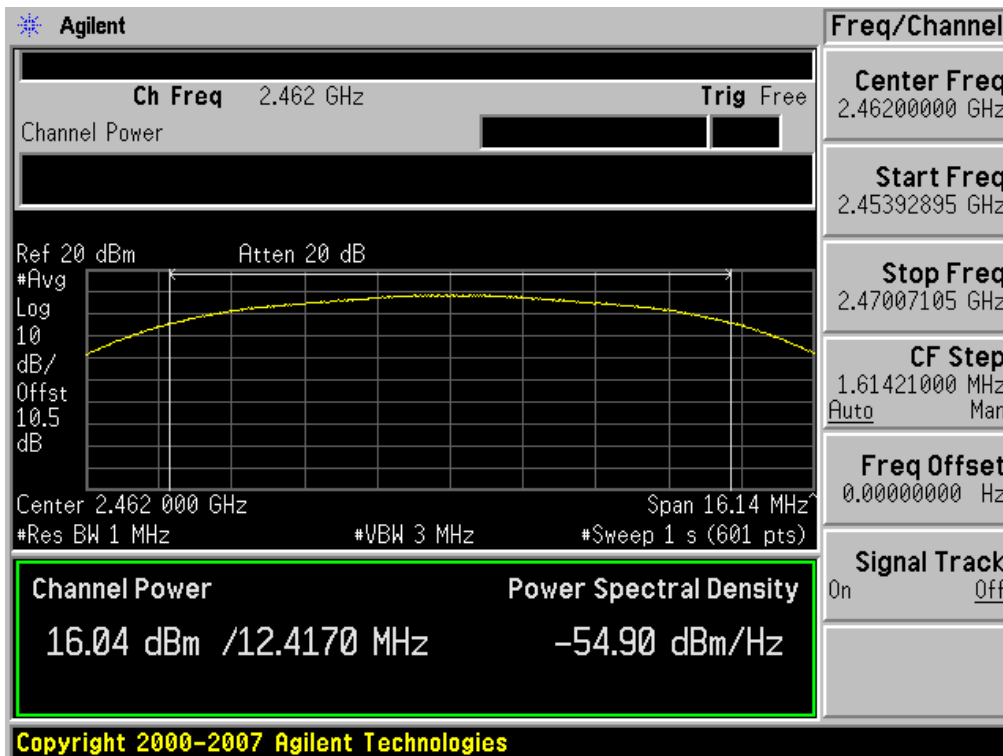
Conducted Output Power (802.11b-CH 11) 2Mbps



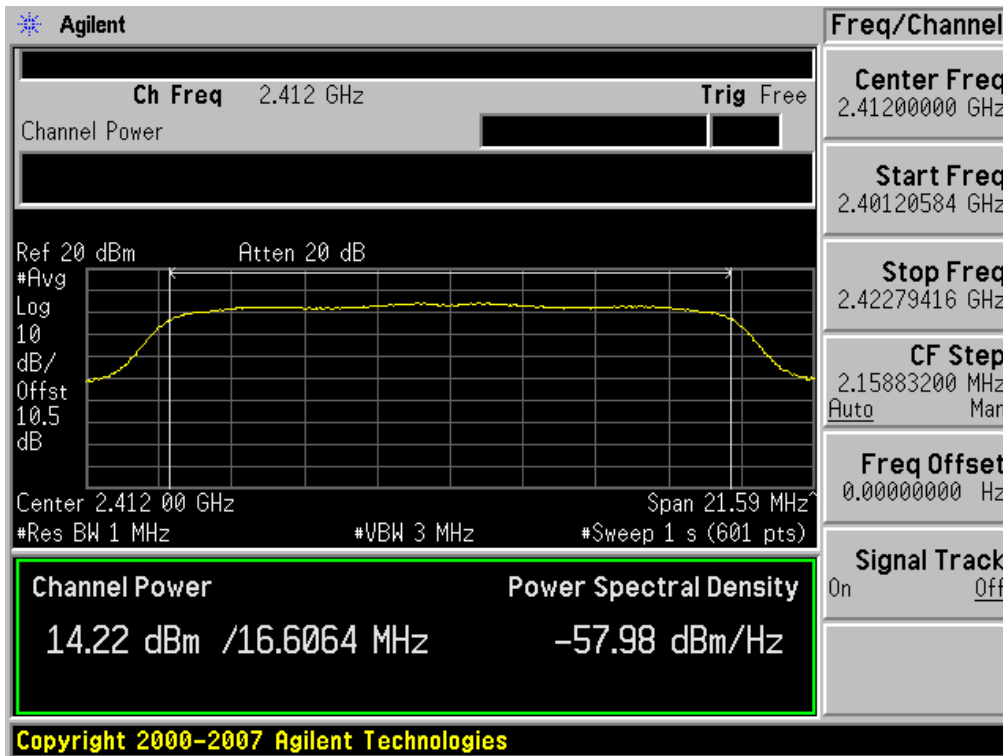
Conducted Output Power (802.11b-CH 11) 5.5Mbps



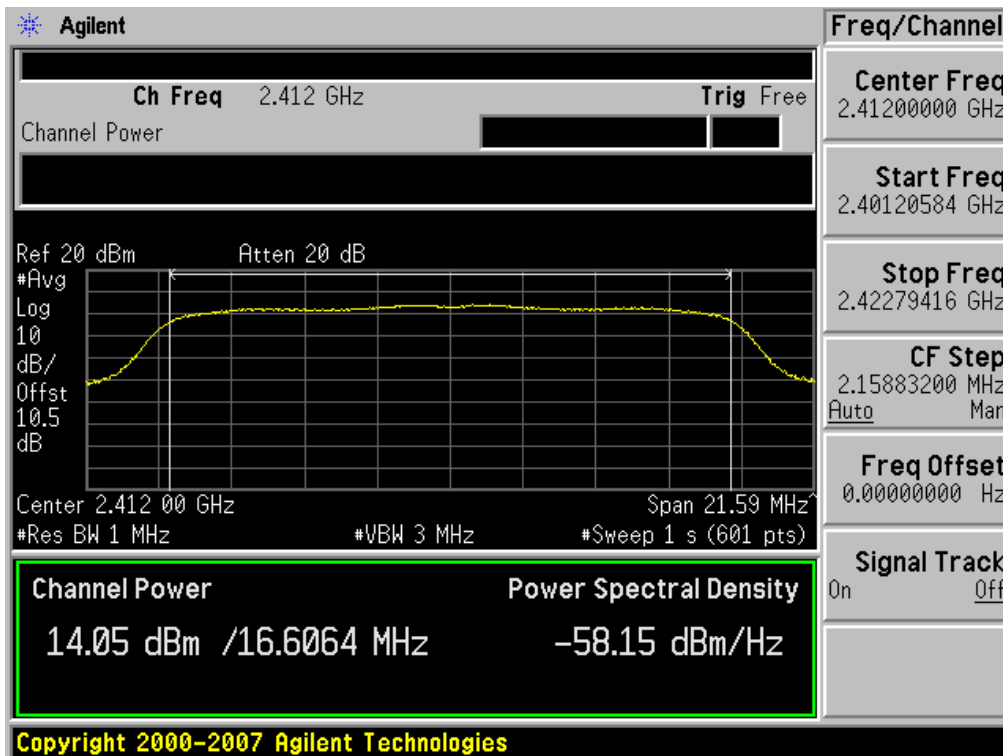
Conducted Output Power (802.11b-CH 11) 11Mbps



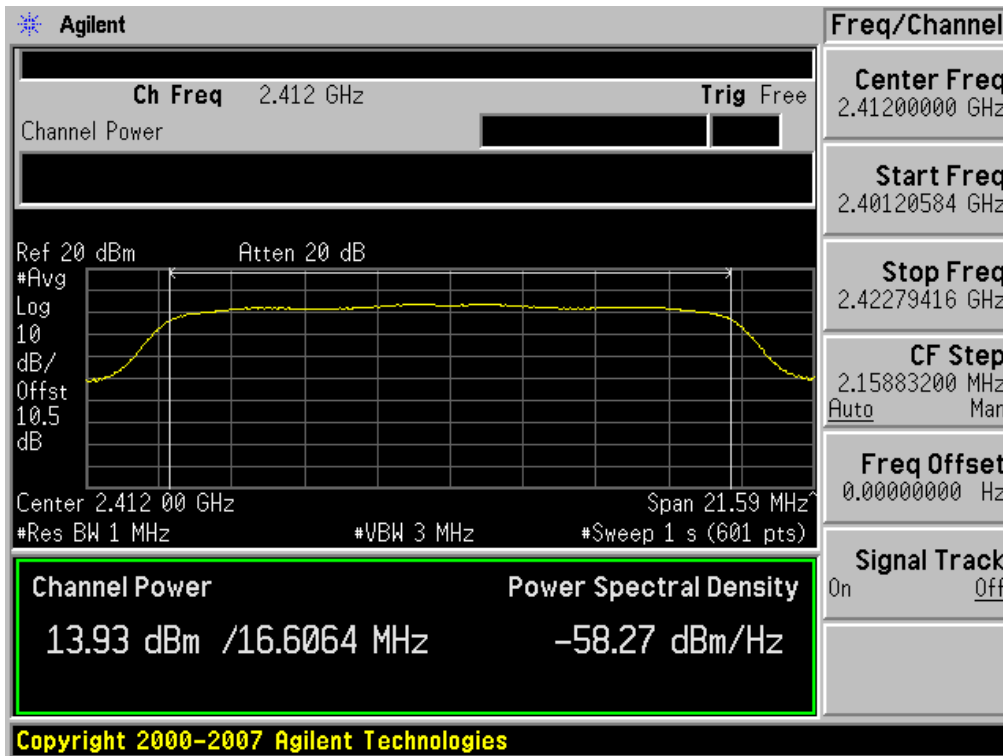
Conducted Output Power (802.11g-CH 1) 6Mbps



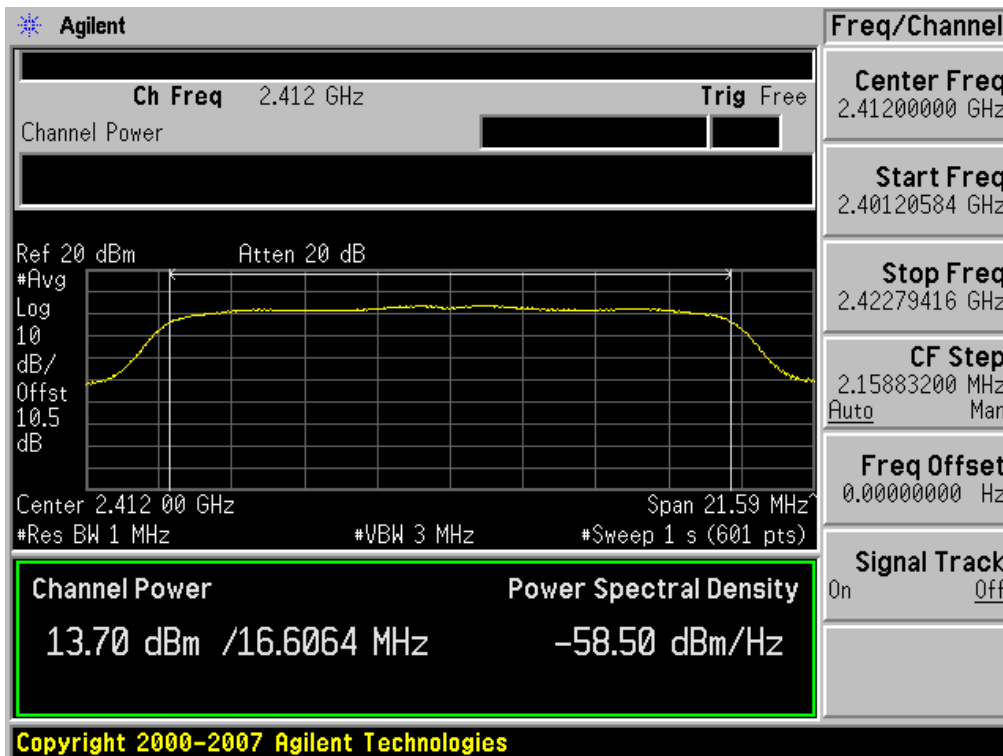
Conducted Output Power (802.11g-CH 1) 9Mbps



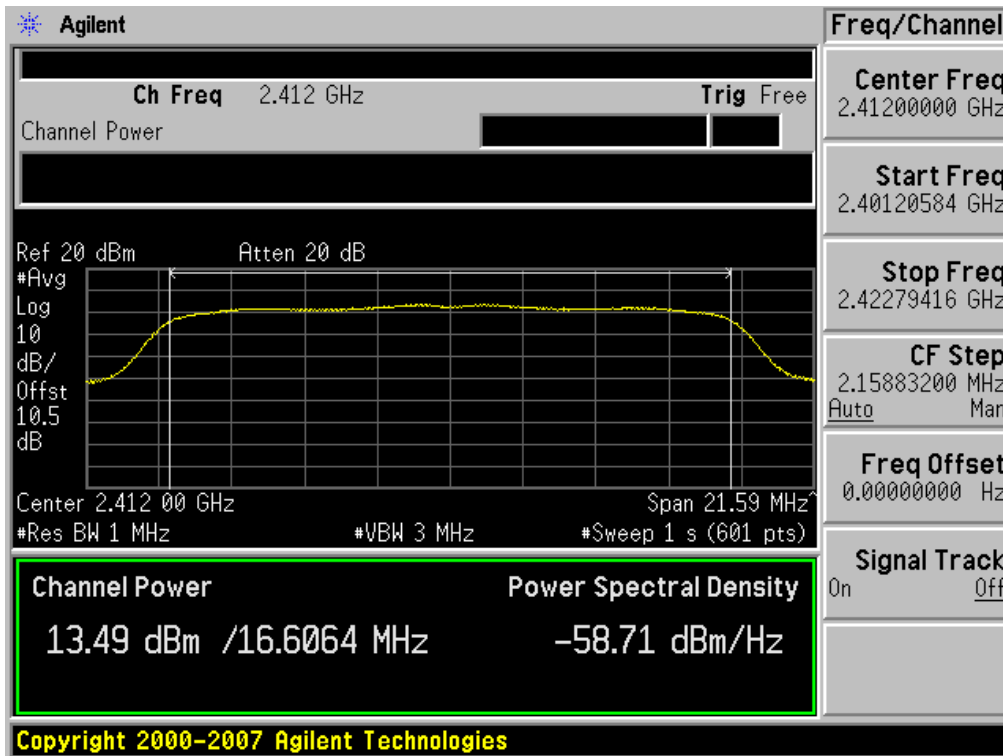
Conducted Output Power (802.11g-CH 1) 12Mbps



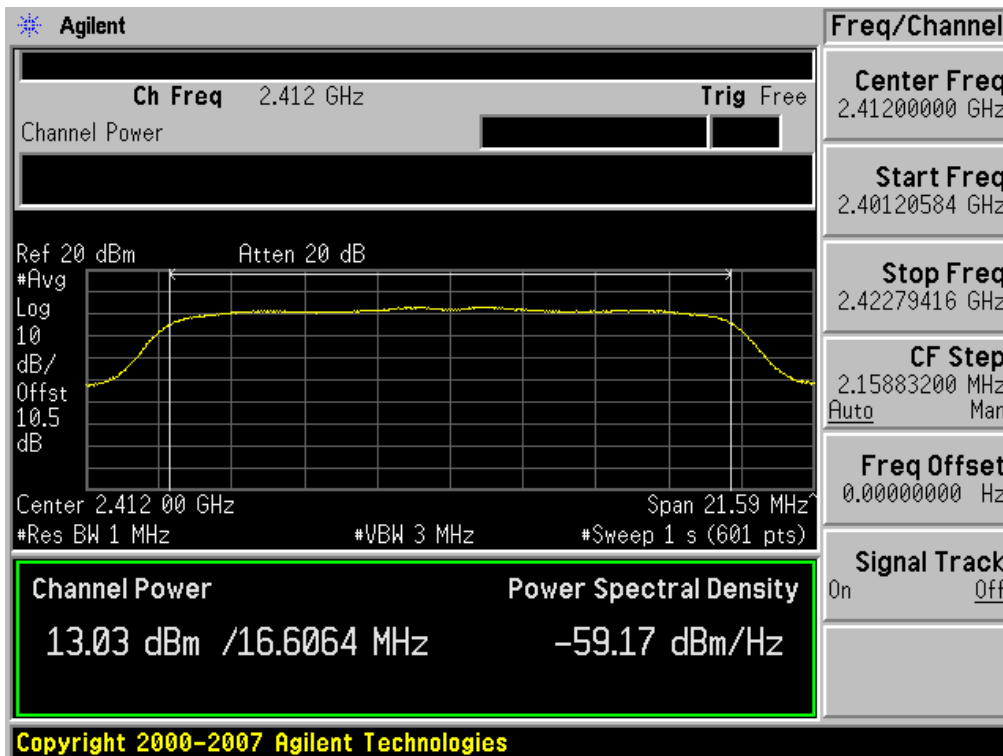
Conducted Output Power (802.11g-CH 1) 18Mbps



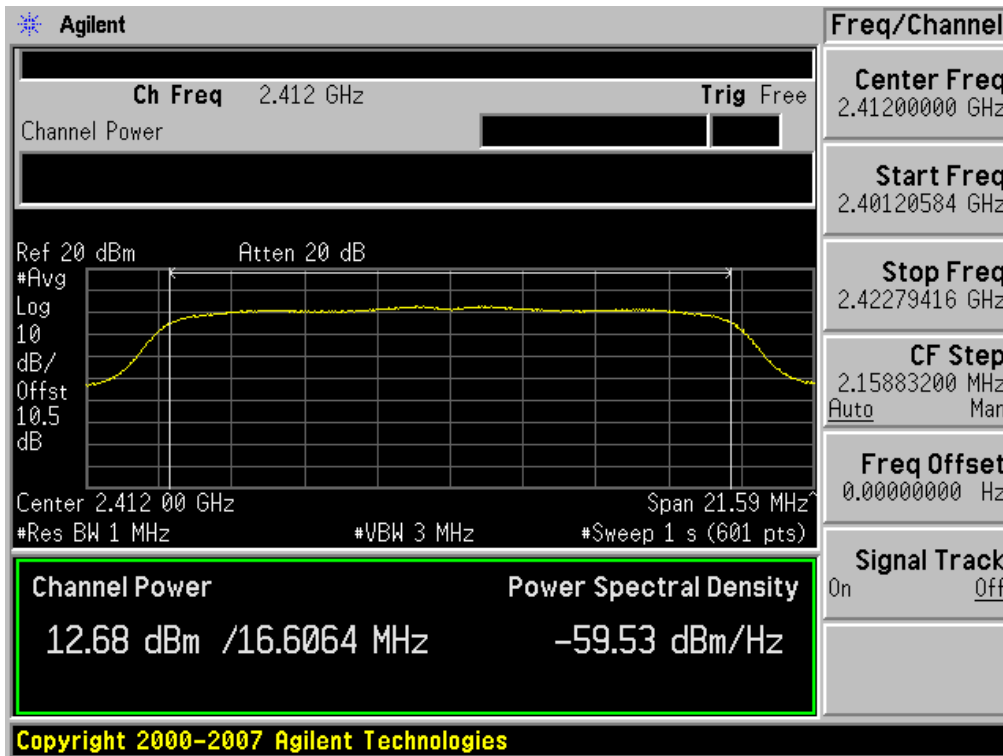
Conducted Output Power (802.11g-CH 1) 24Mbps



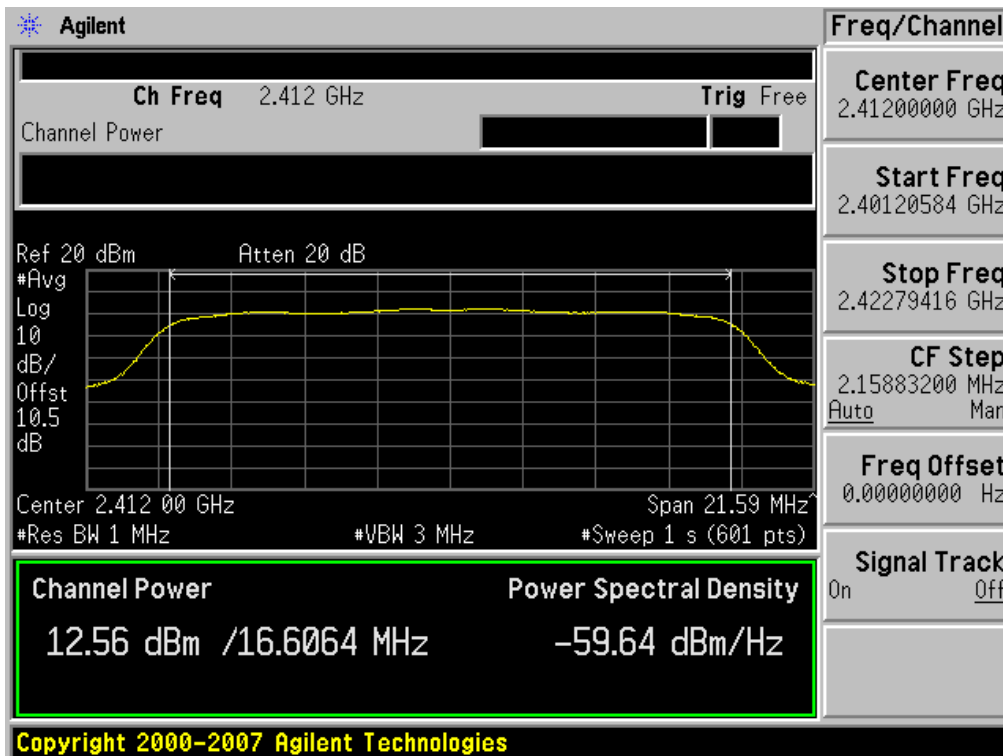
Conducted Output Power (802.11g-CH 1) 36Mbps



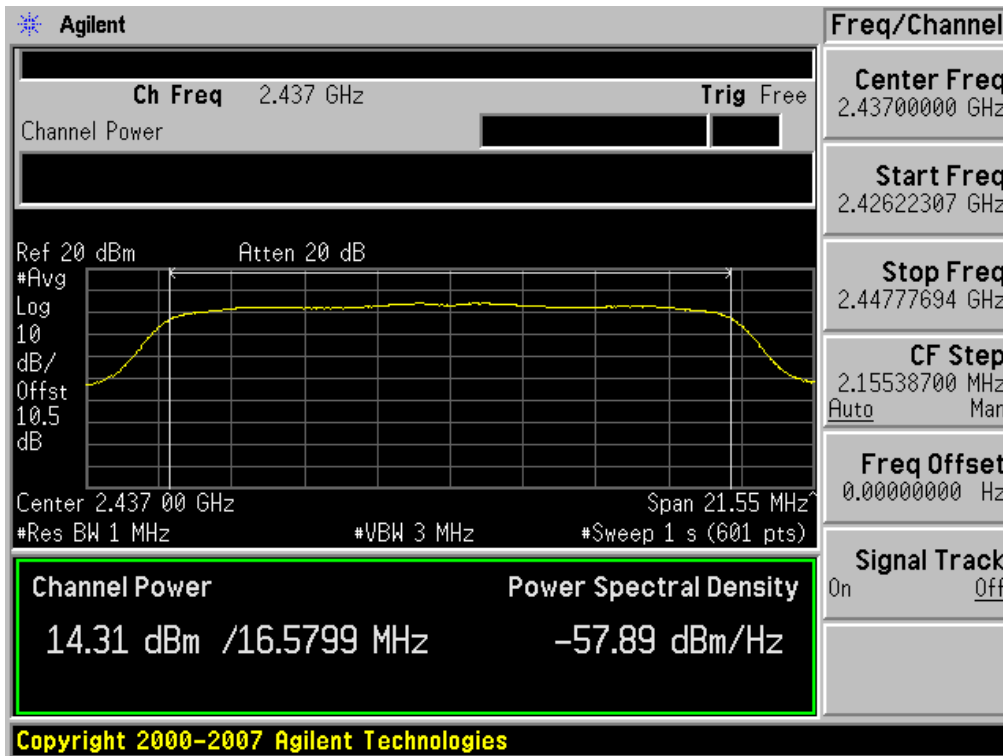
Conducted Output Power (802.11g-CH 1) 48Mbps



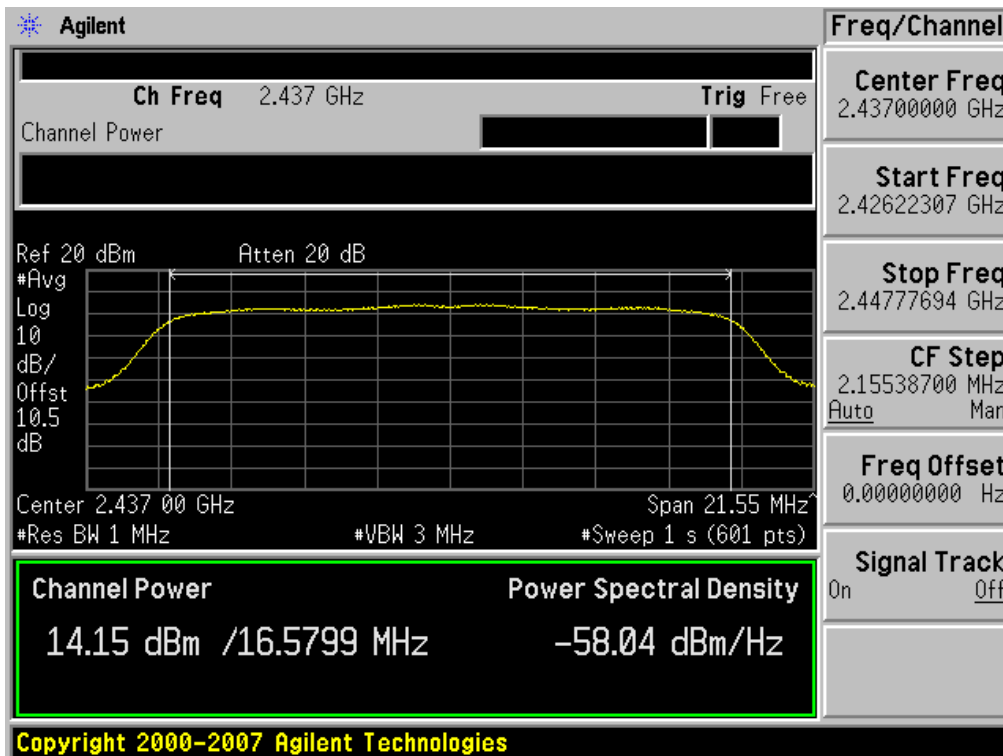
Conducted Output Power (802.11g-CH 1) 54Mbps



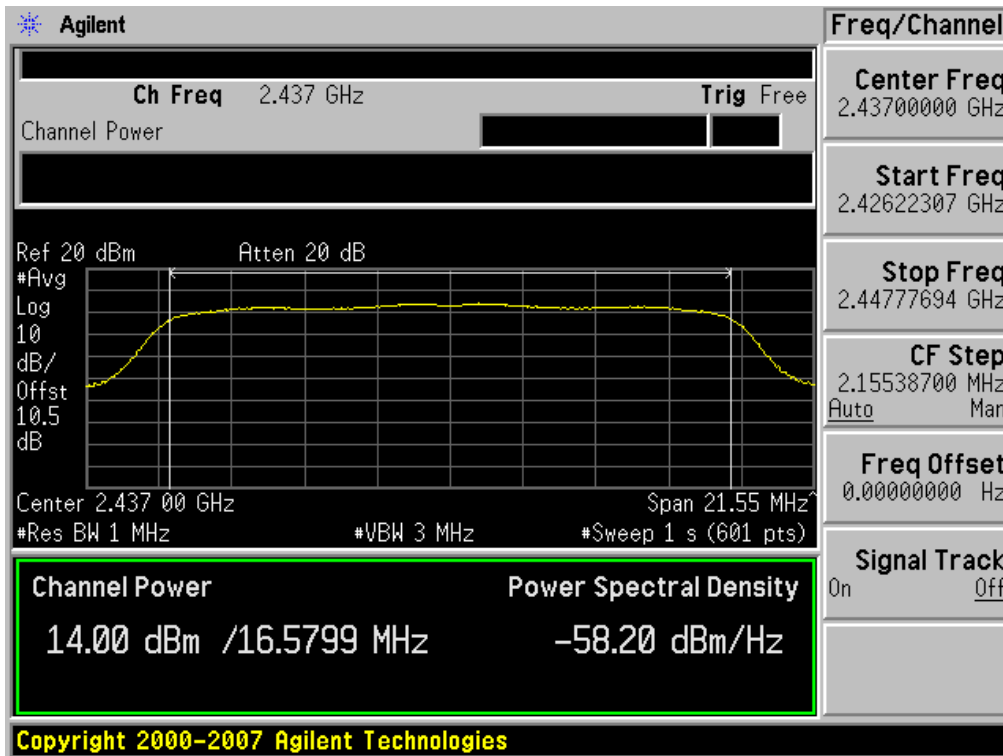
Conducted Output Power (802.11g-CH 6) 6Mbps



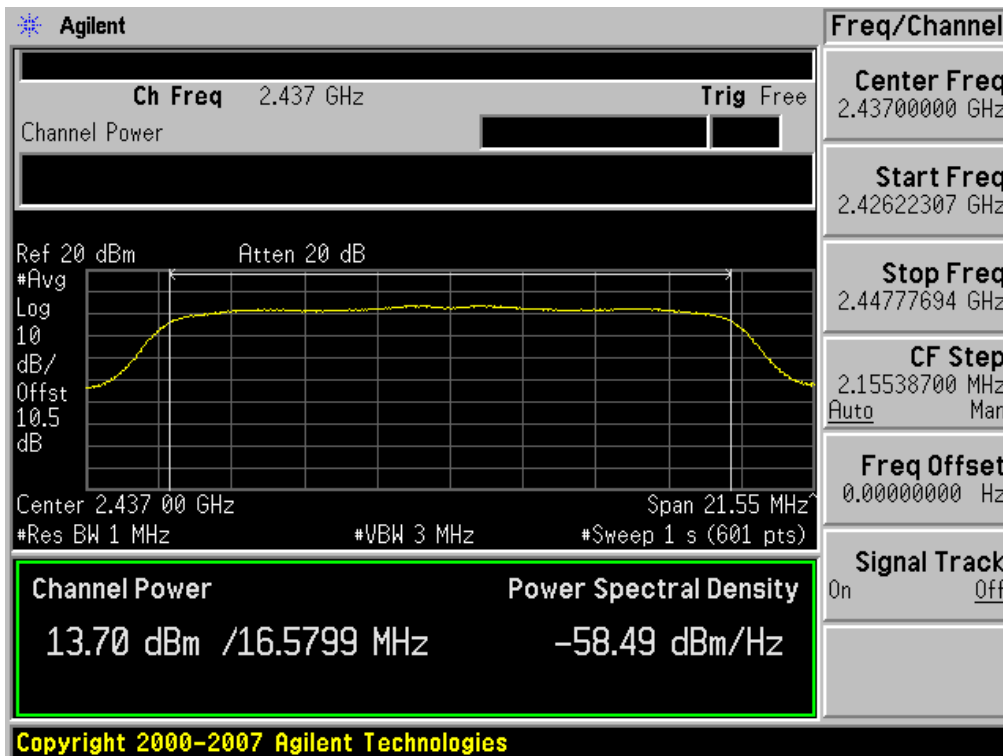
Conducted Output Power (802.11g-CH 6) 9Mbps



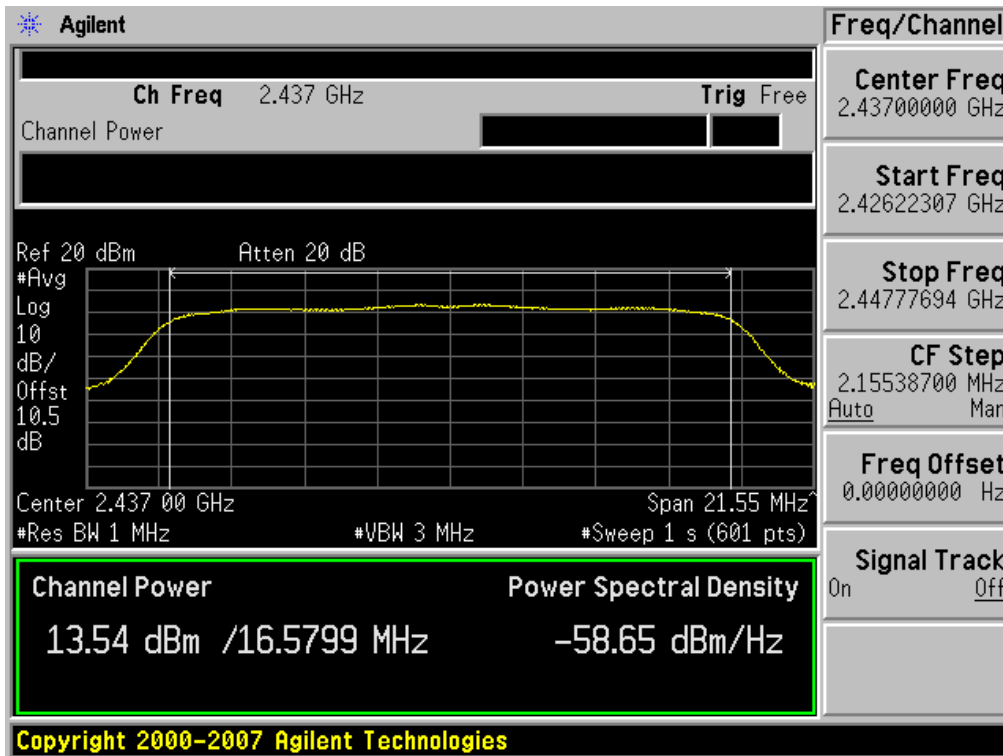
Conducted Output Power (802.11g-CH 6) 12Mbps



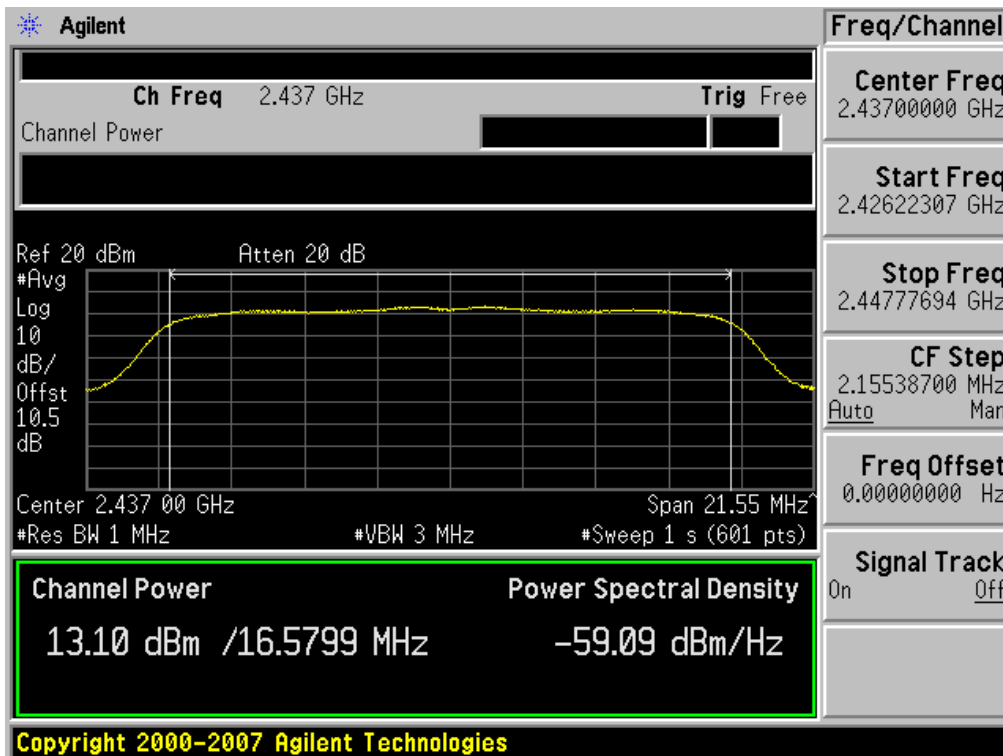
Conducted Output Power (802.11g-CH 6) 18Mbps



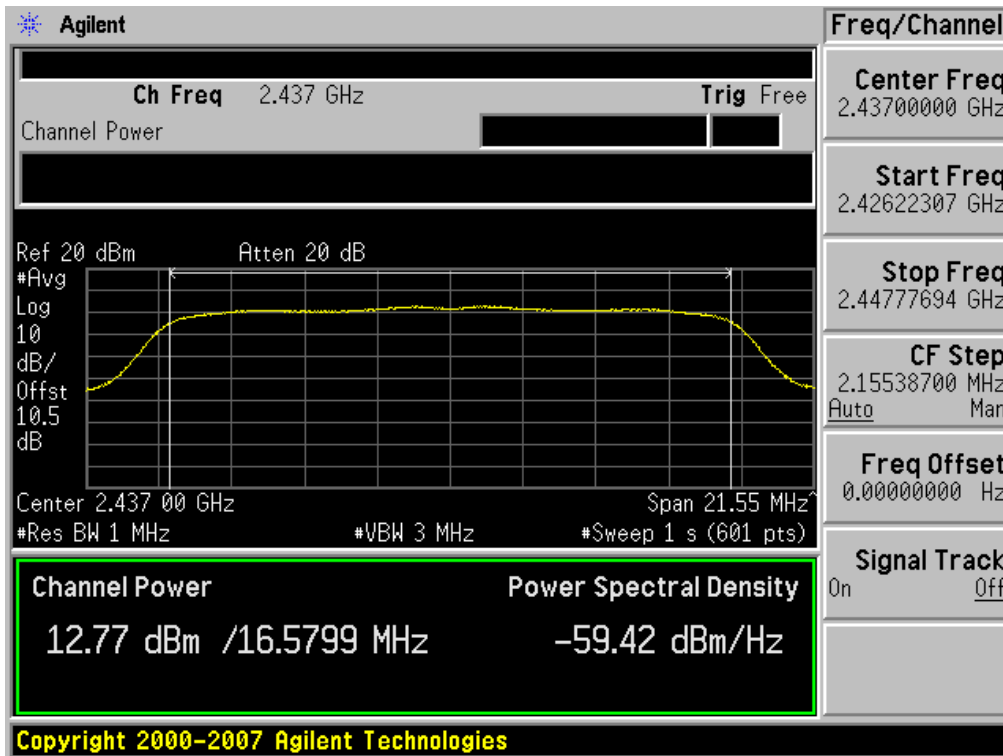
Conducted Output Power (802.11g-CH 6) 24Mbps



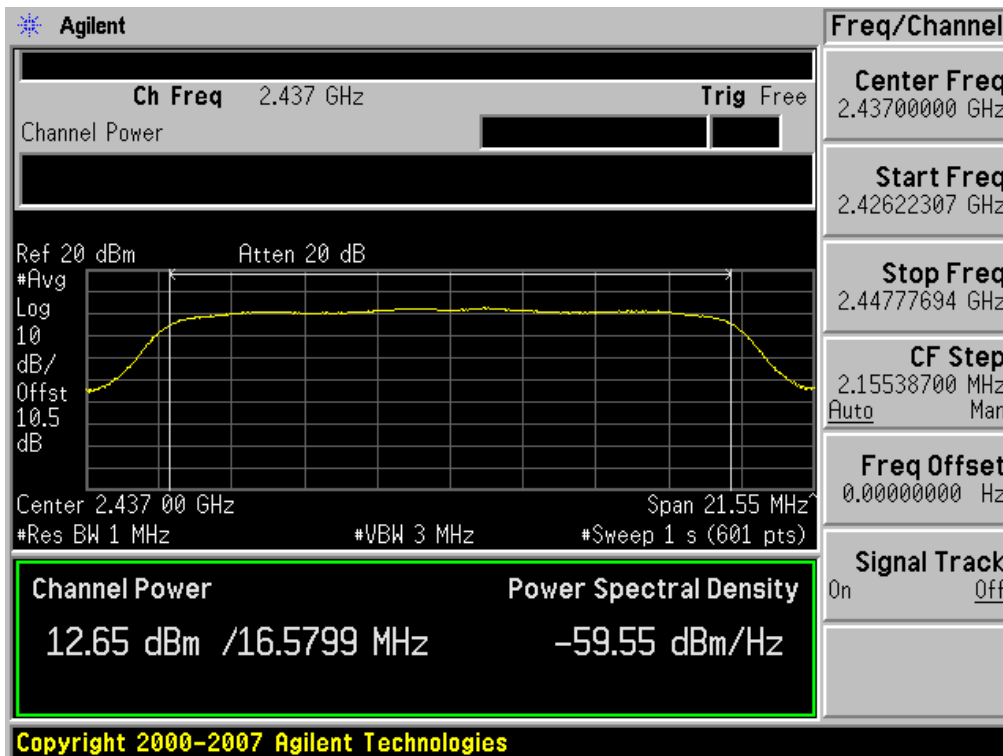
Conducted Output Power (802.11g-CH 6) 36Mbps



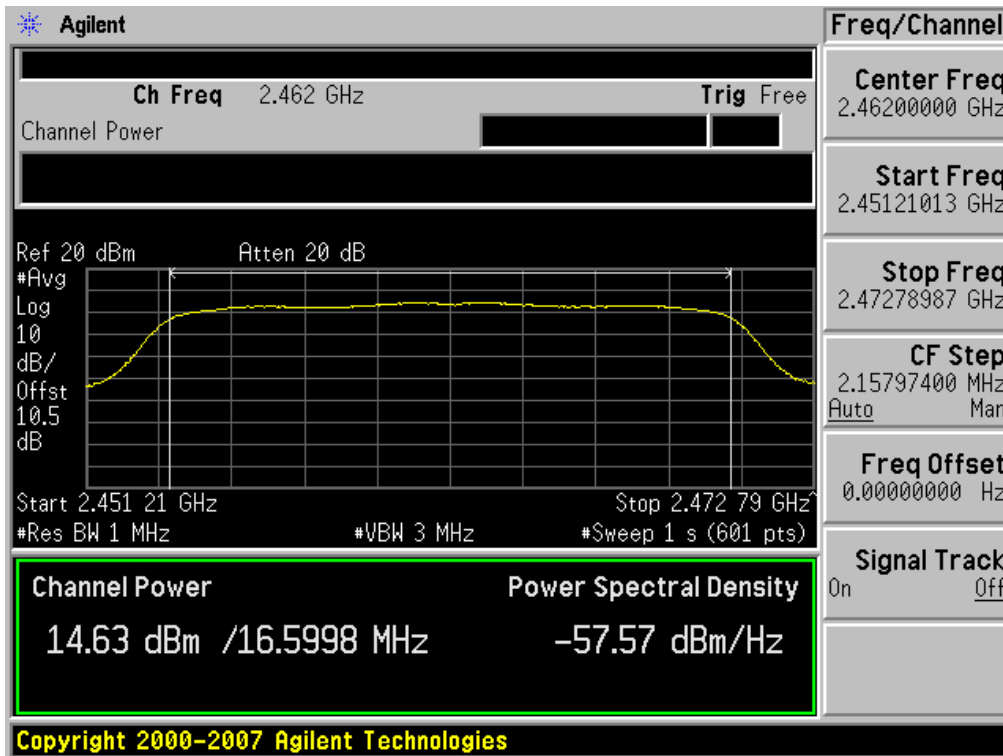
Conducted Output Power (802.11g-CH 6) 48Mbps



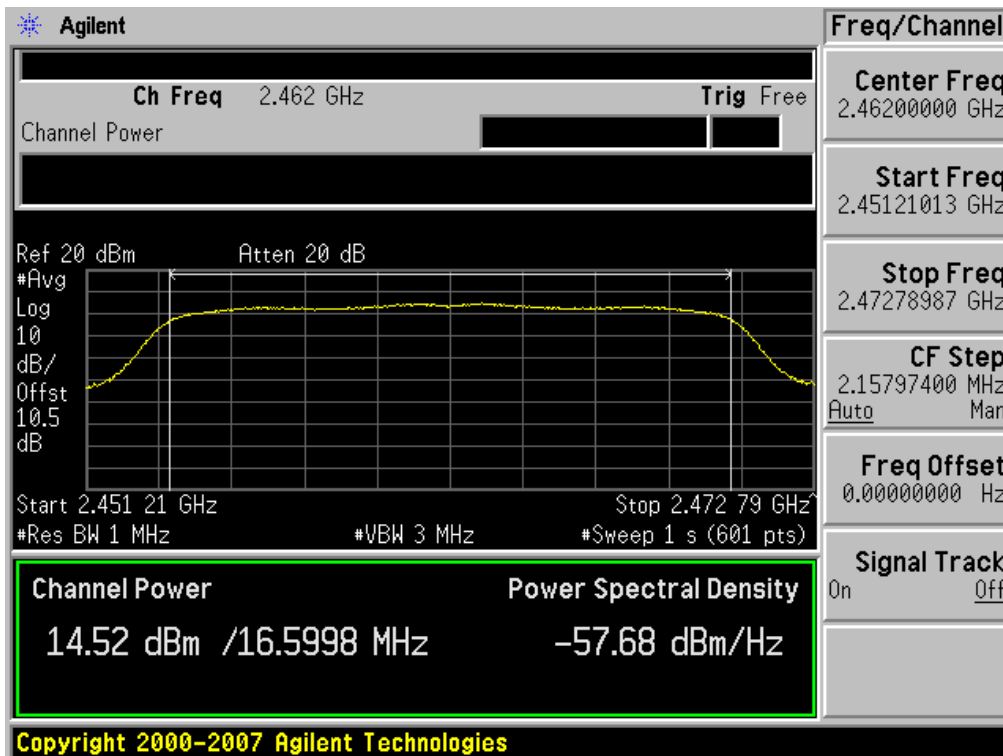
Conducted Output Power (802.11g-CH 6) 54Mbps



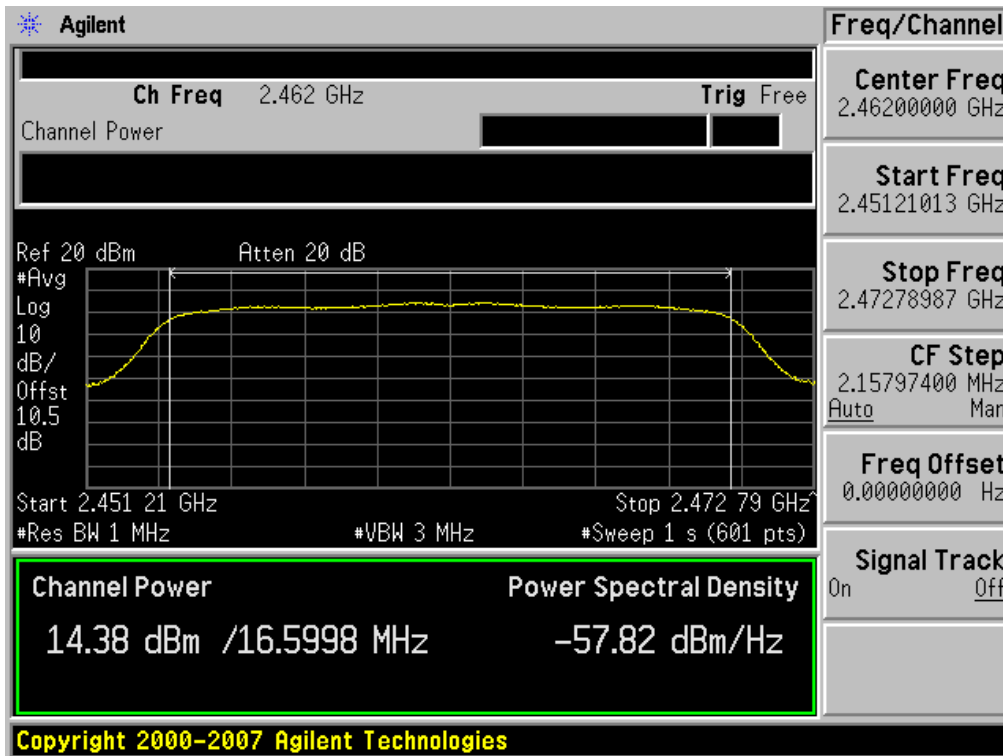
Conducted Output Power (802.11g-CH 11) 6Mbps



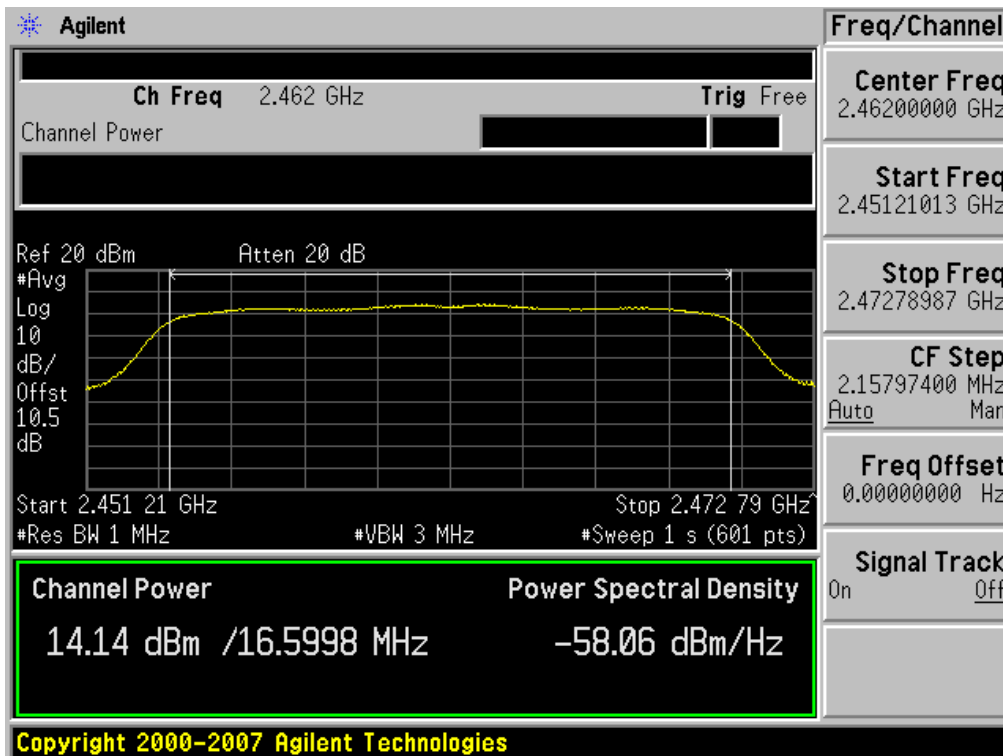
Conducted Output Power (802.11g-CH 11) 9Mbps



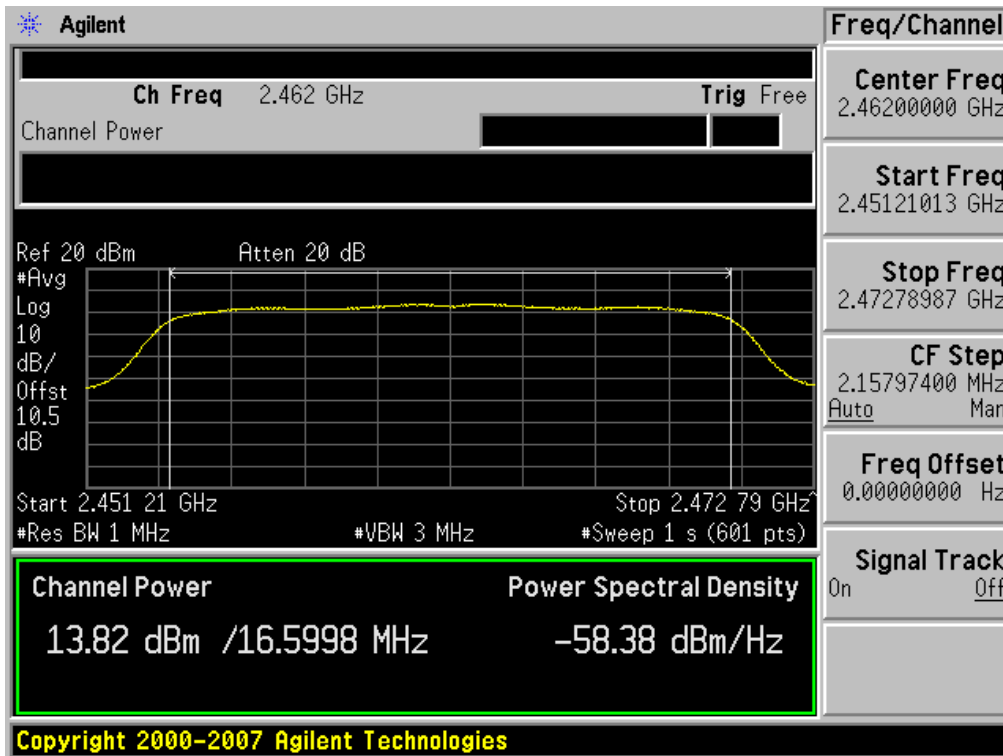
Conducted Output Power (802.11g-CH 11) 12Mbps



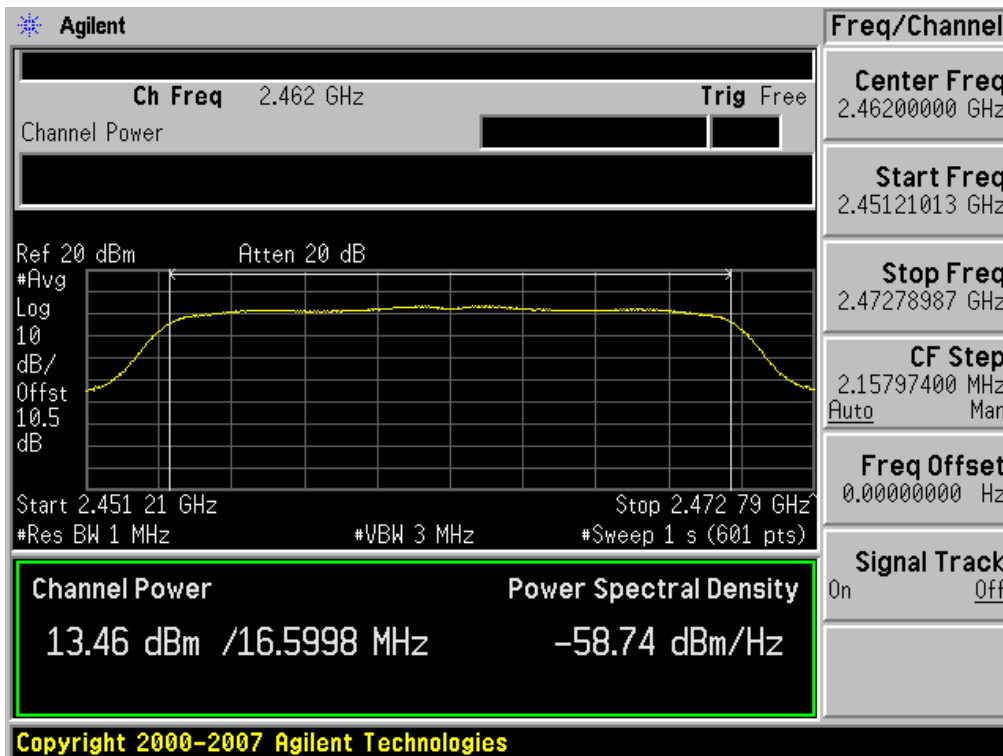
Conducted Output Power (802.11g-CH 11) 18Mbps



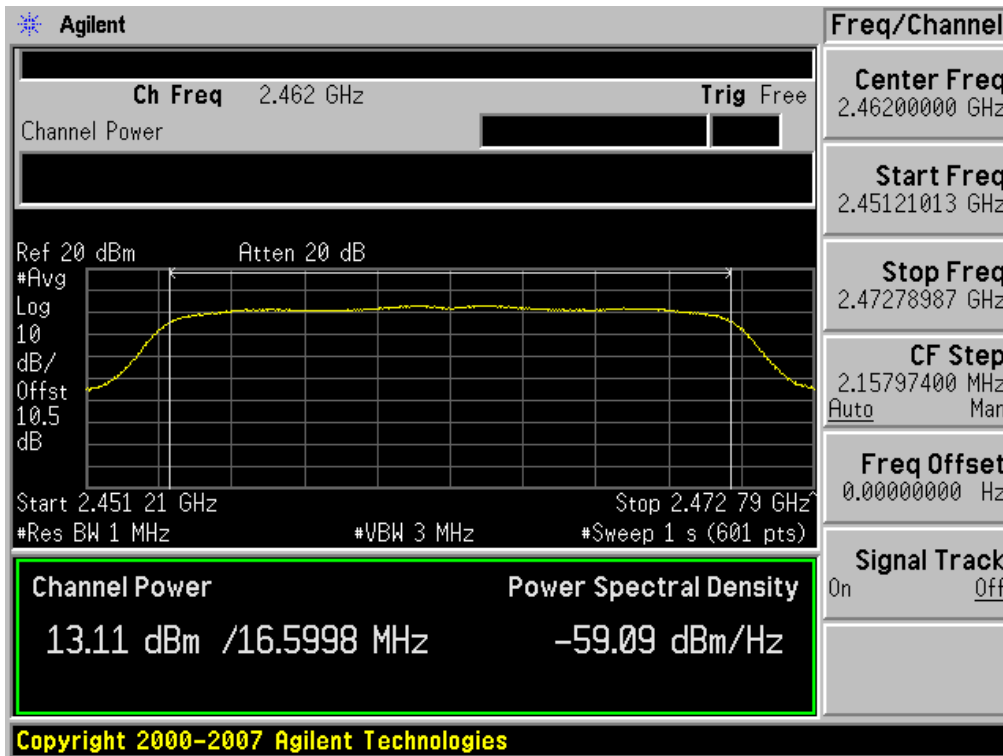
Conducted Output Power (802.11g-CH 11) 24Mbps



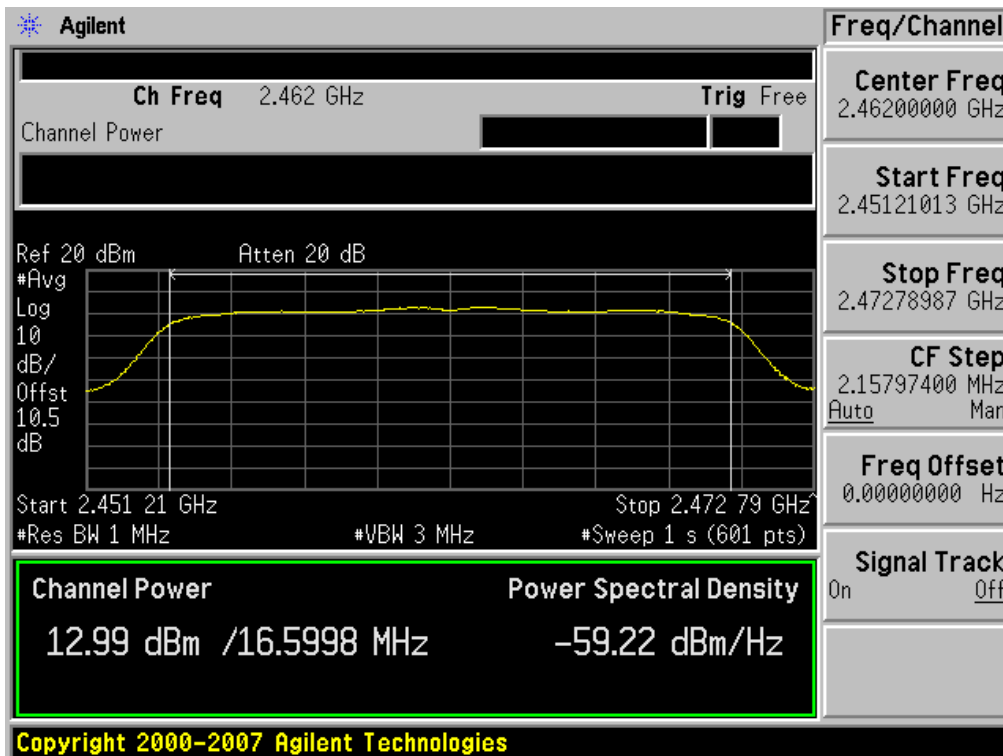
Conducted Output Power (802.11g-CH 11) 36Mbps



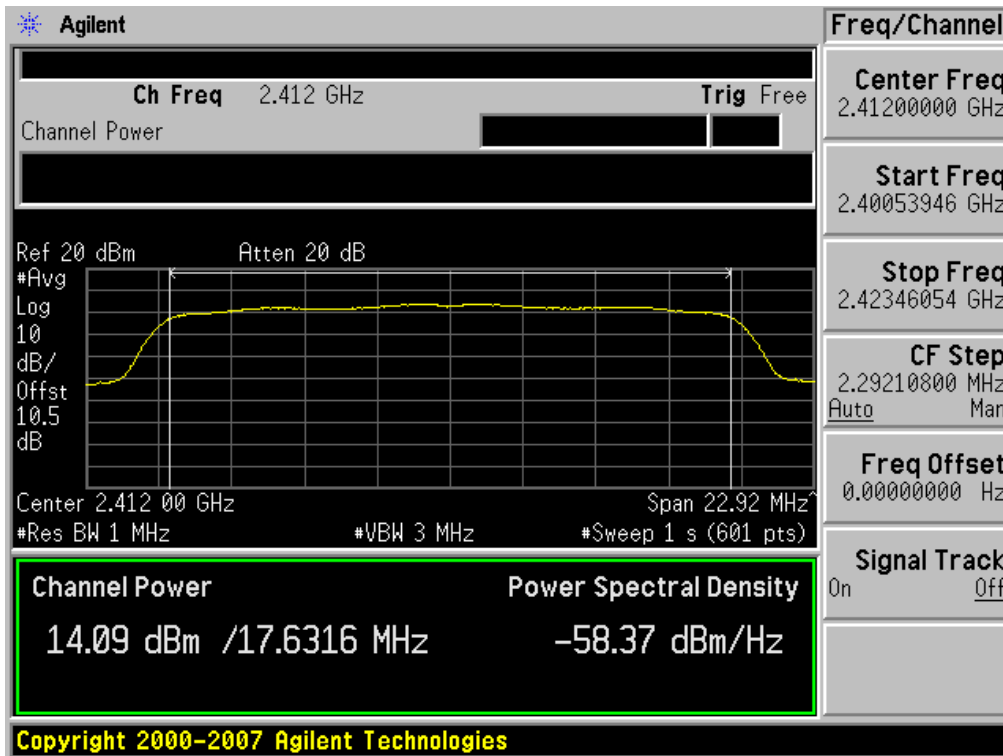
Conducted Output Power (802.11g-CH 11) 48Mbps



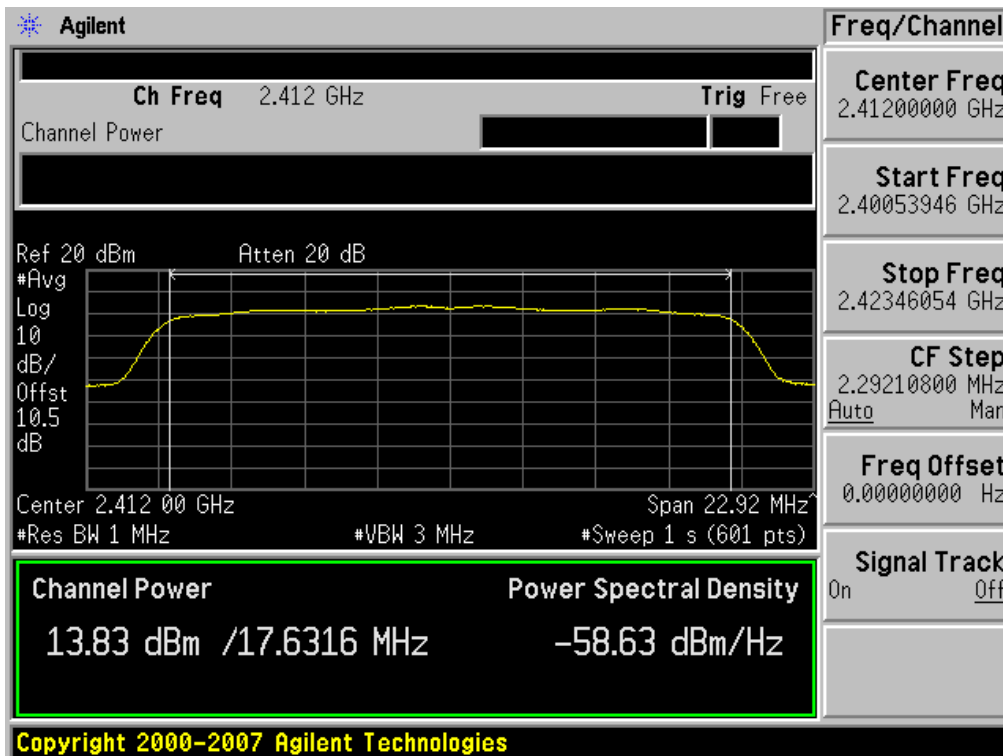
Conducted Output Power (802.11g-CH 11) 54Mbps



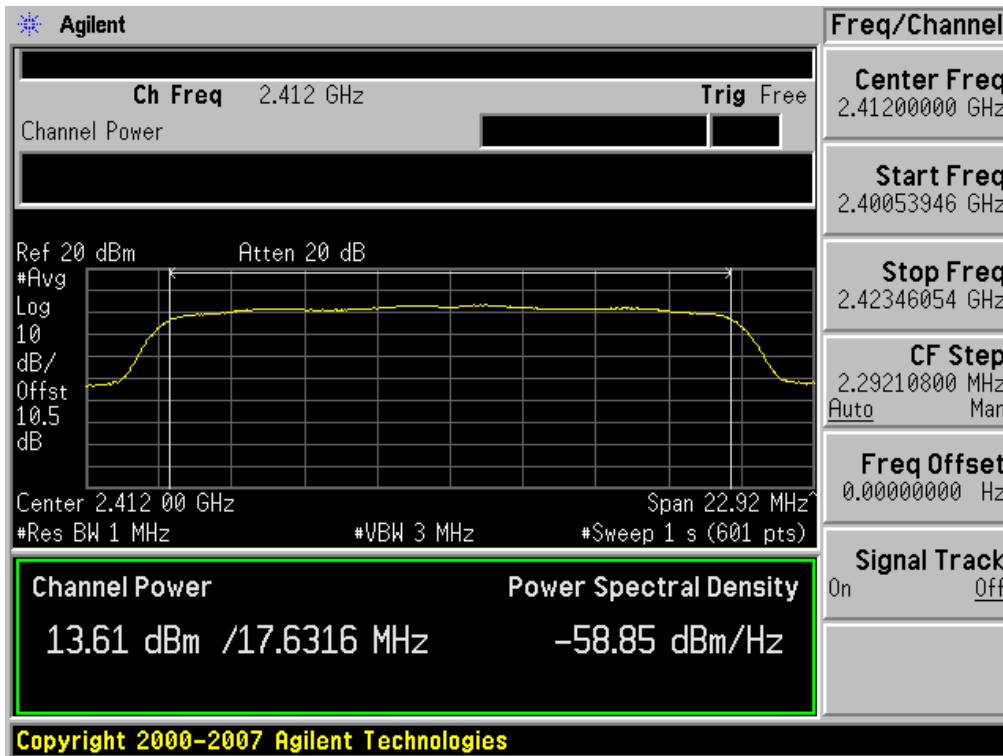
Conducted Output Power (802.11n-CH 1) 6.5Mbps



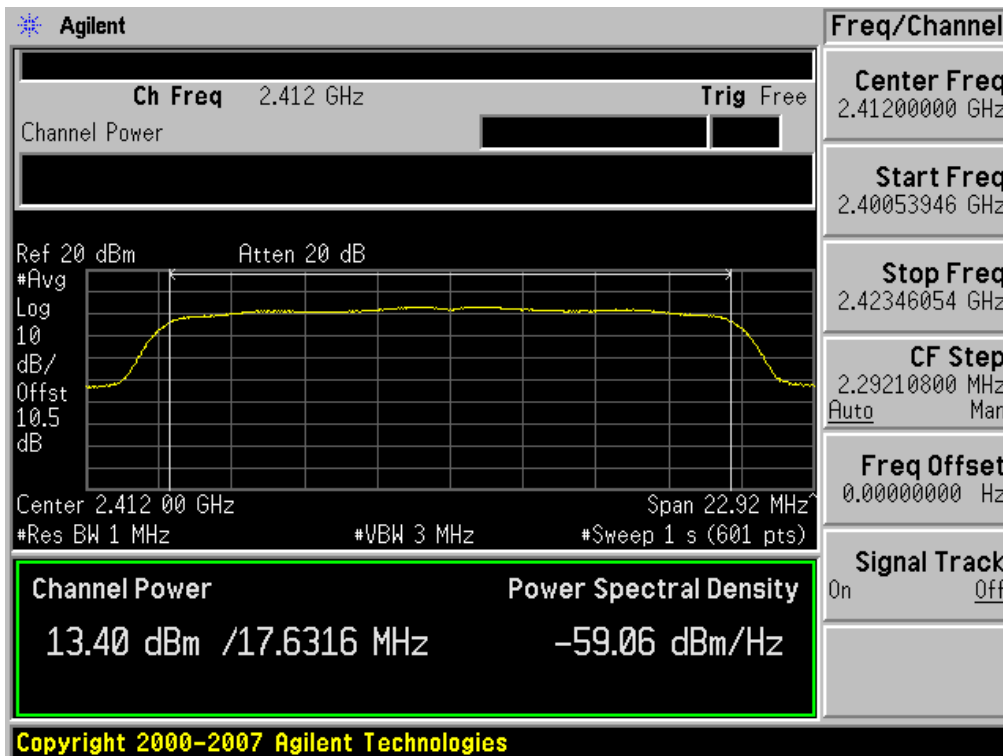
Conducted Output Power (802.11n-CH 1) 13Mbps



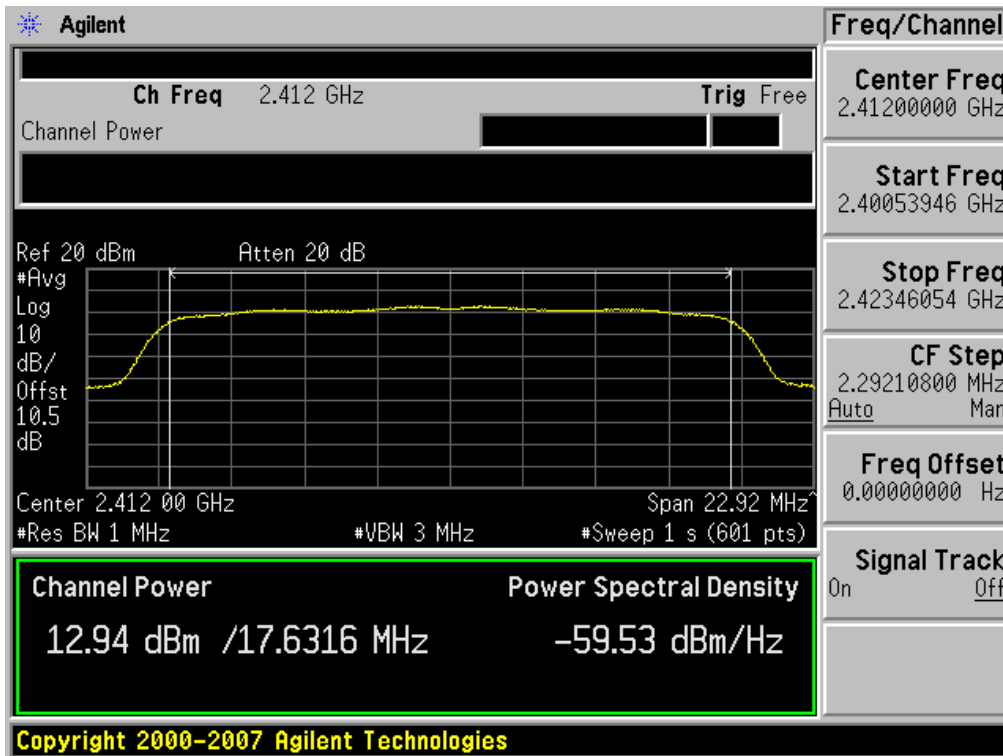
Conducted Output Power (802.11n-CH 1) 19.5Mbps



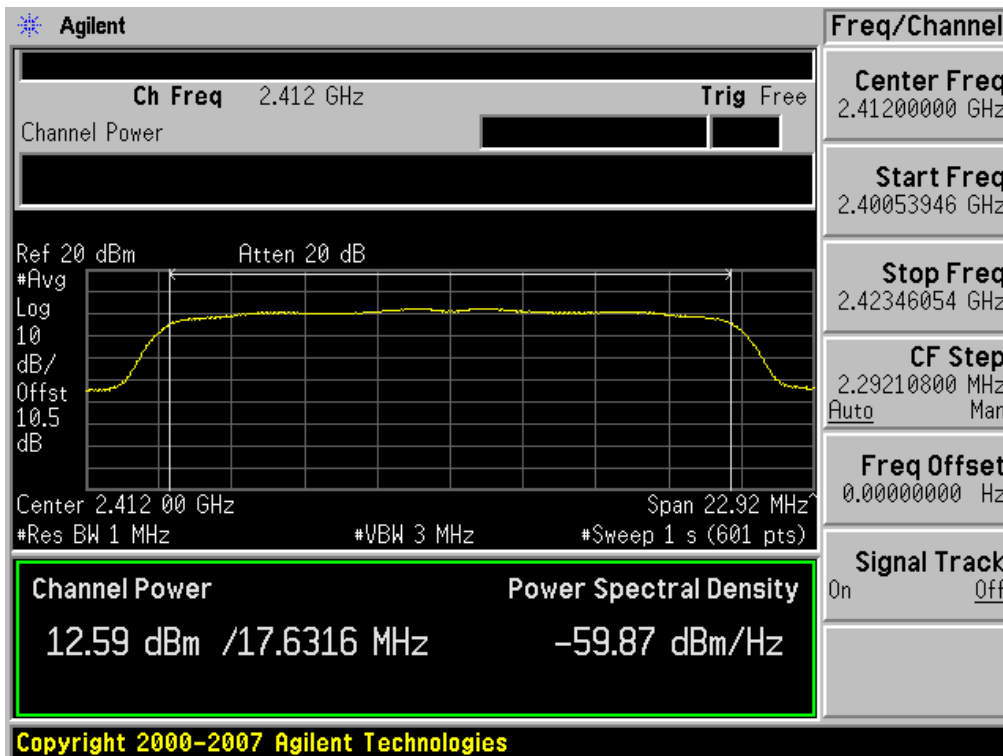
Conducted Output Power (802.11n-CH 1) 26Mbps



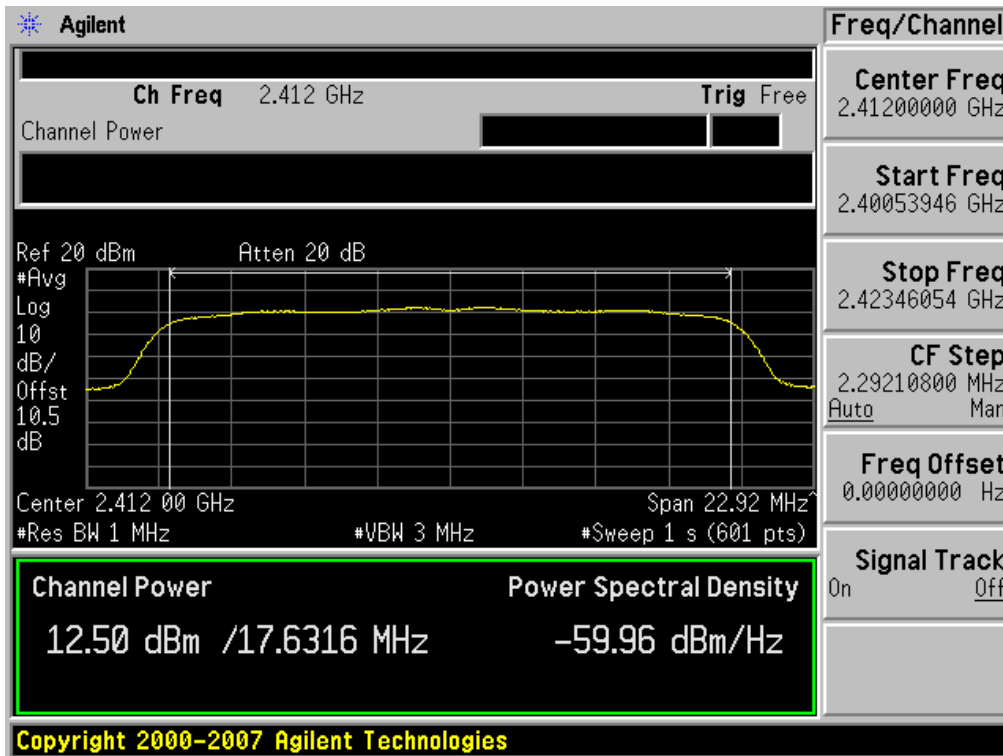
Conducted Output Power (802.11n-CH 1) 39Mbps



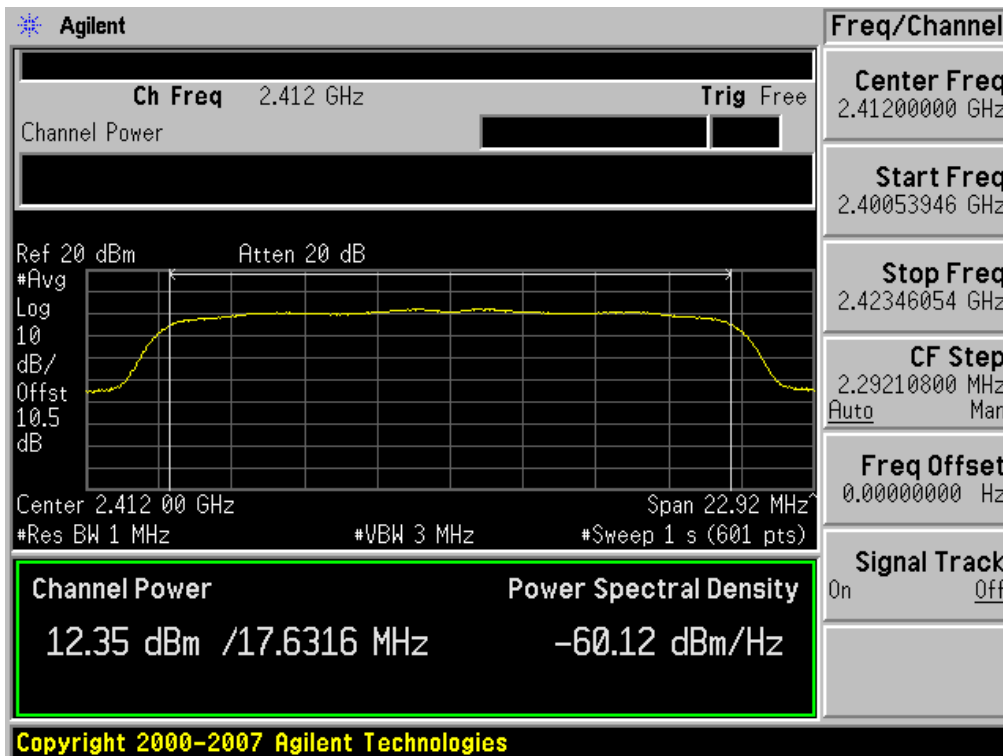
Conducted Output Power (802.11n-CH 1) 52Mbps



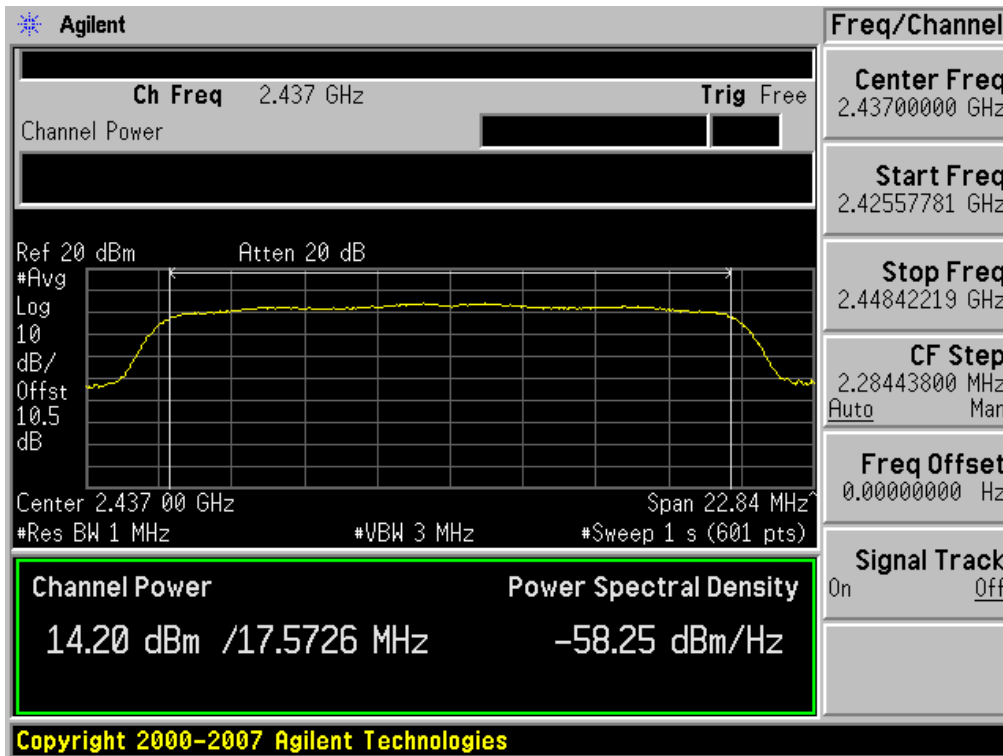
Conducted Output Power (802.11n-CH 1) 58.5Mbps



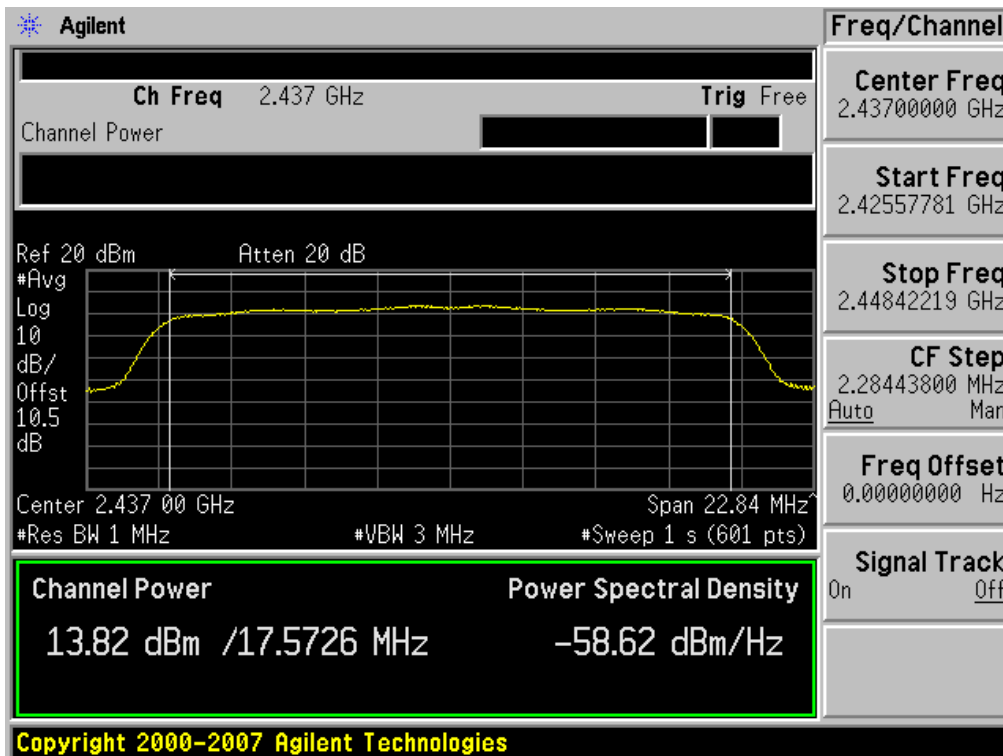
Conducted Output Power (802.11n-CH 1) 65Mbps



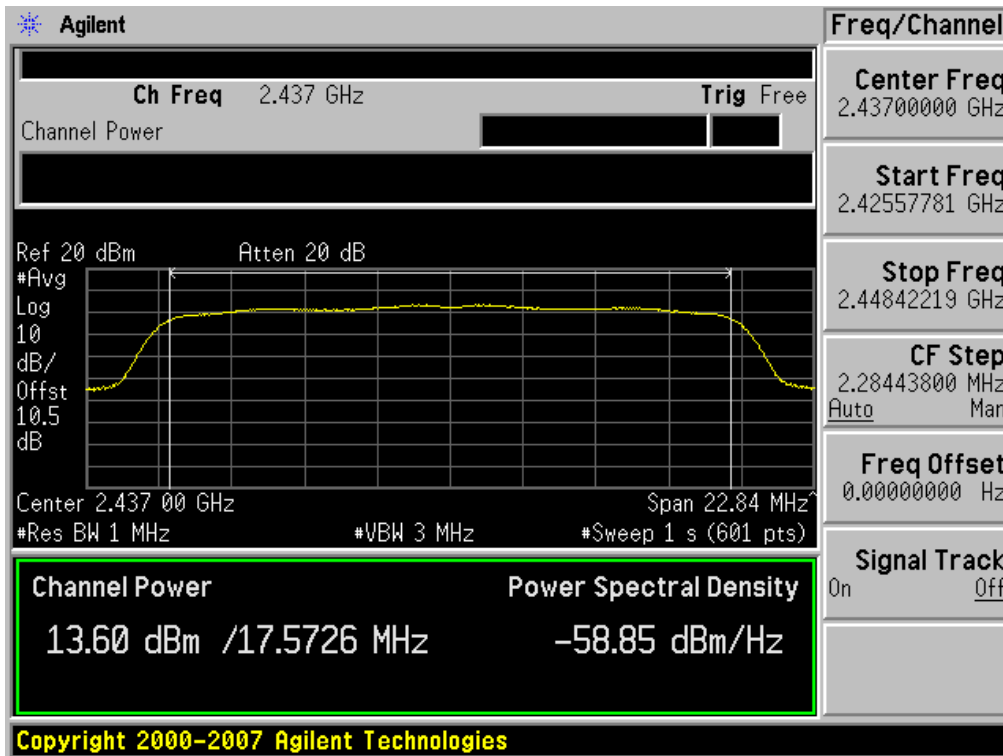
Conducted Output Power (802.11n-CH 6) 6.5Mbps



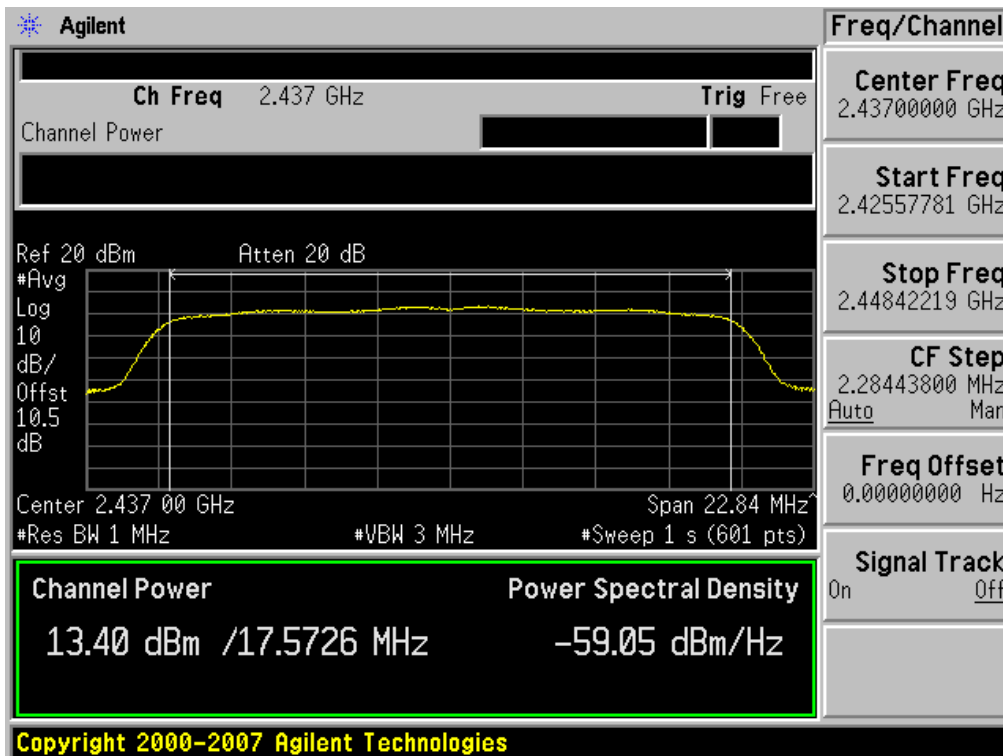
Conducted Output Power (802.11n-CH 6) 13Mbps



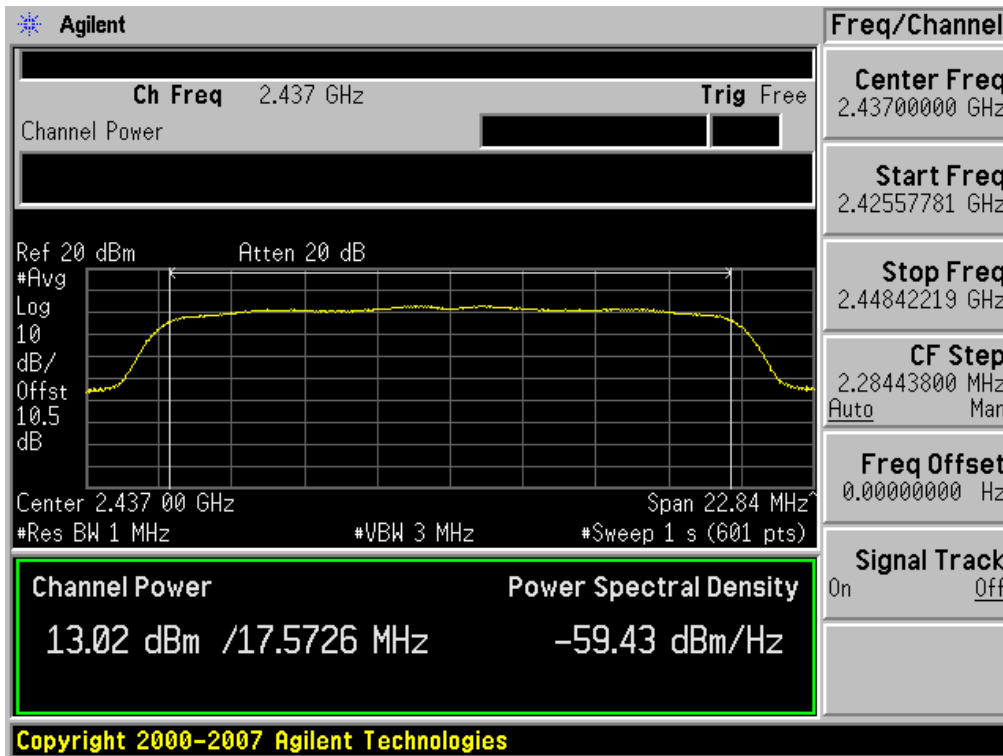
Conducted Output Power (802.11n-CH 6) 19.5Mbps



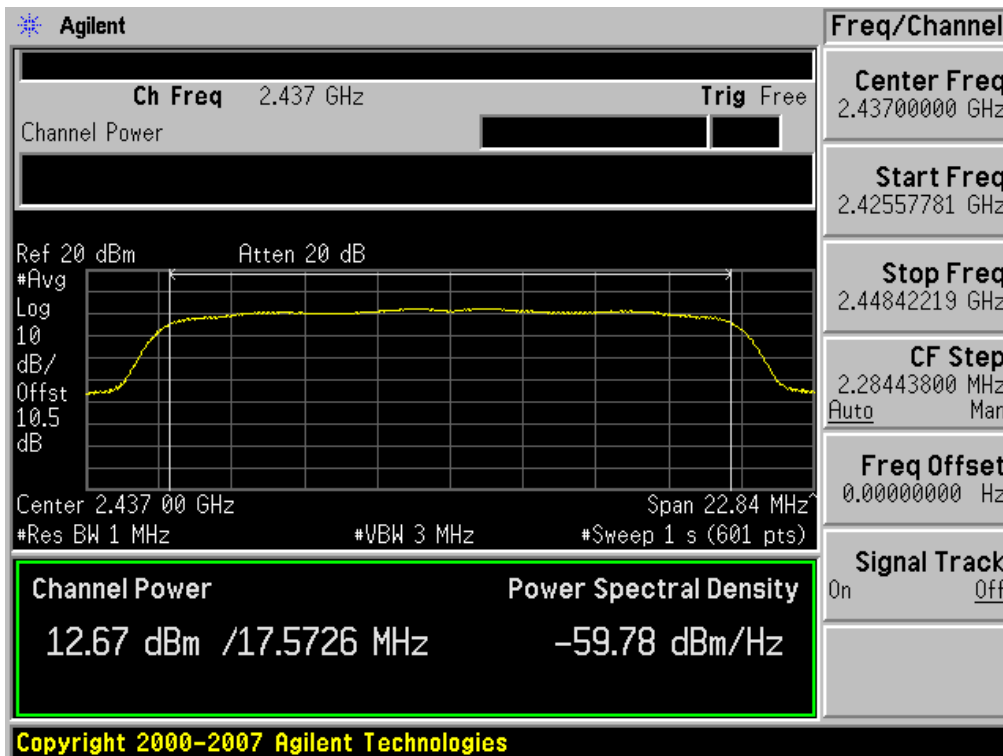
Conducted Output Power (802.11n-CH 6) 26Mbps



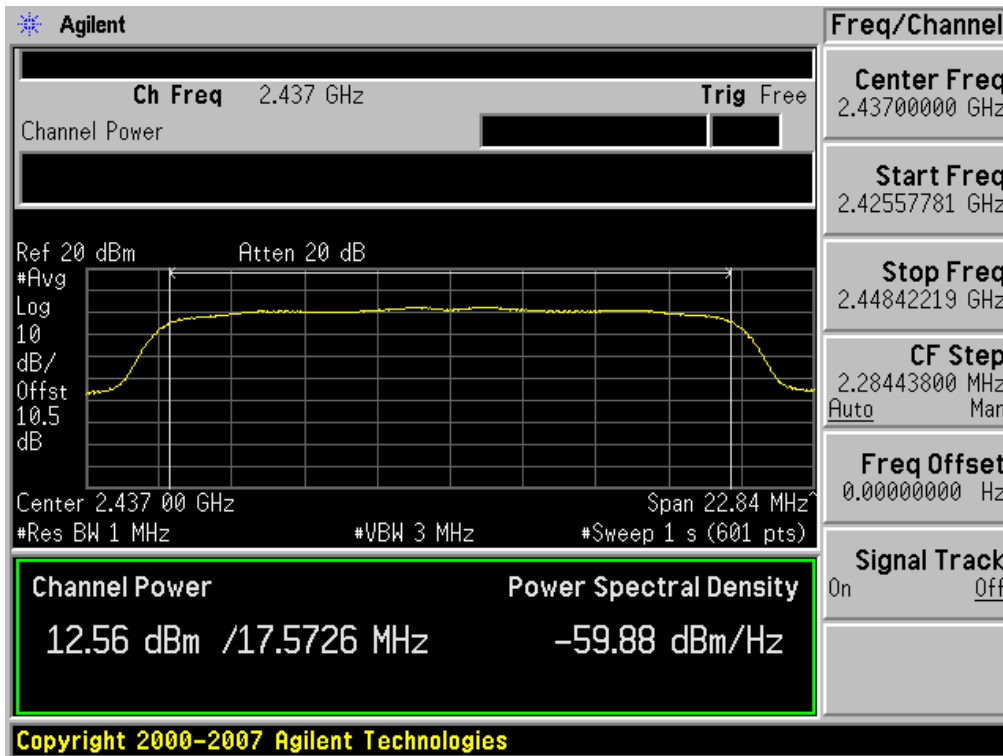
Conducted Output Power (802.11n-CH 6) 39Mbps



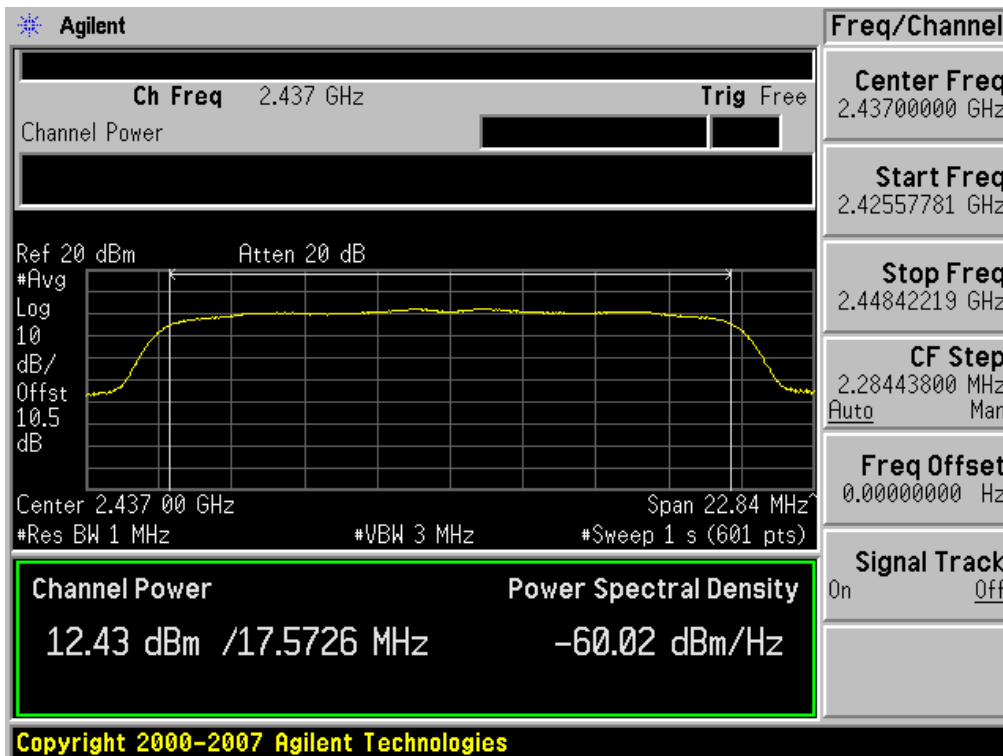
Conducted Output Power (802.11n-CH 6) 52Mbps



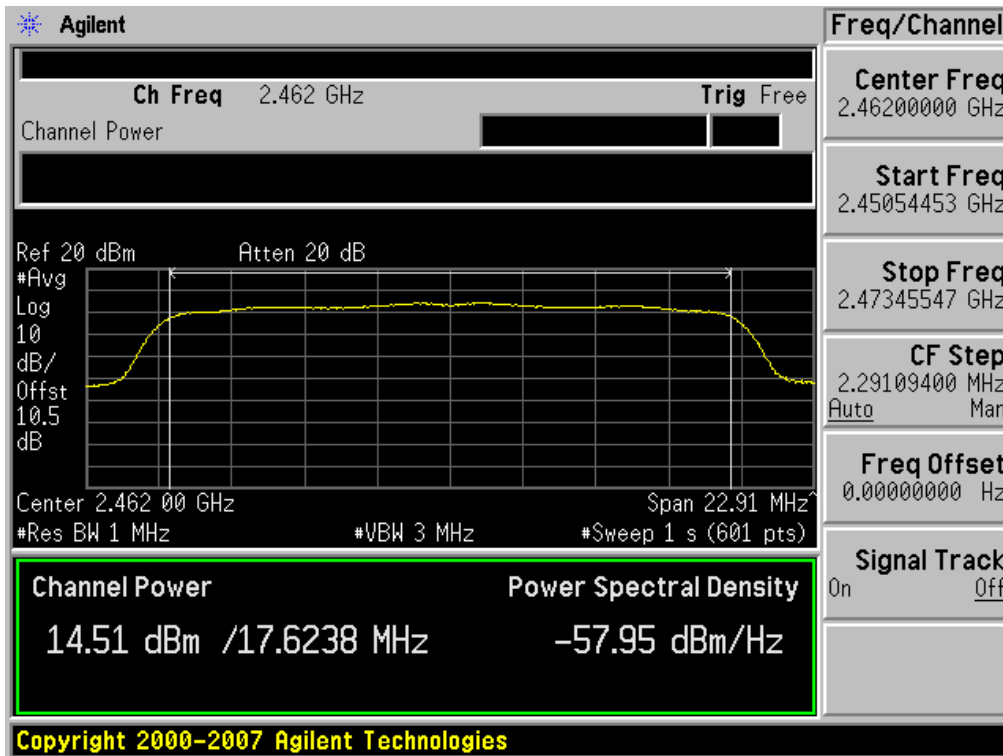
Conducted Output Power (802.11n-CH 6) 58.5Mbps



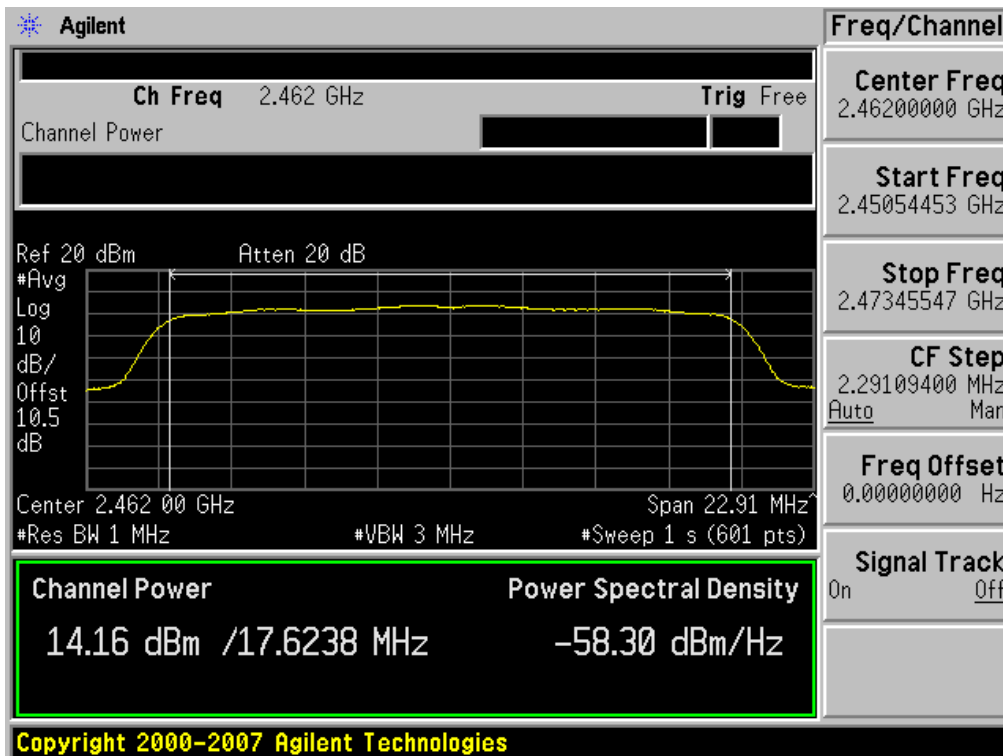
Conducted Output Power (802.11n-CH 6) 65Mbps



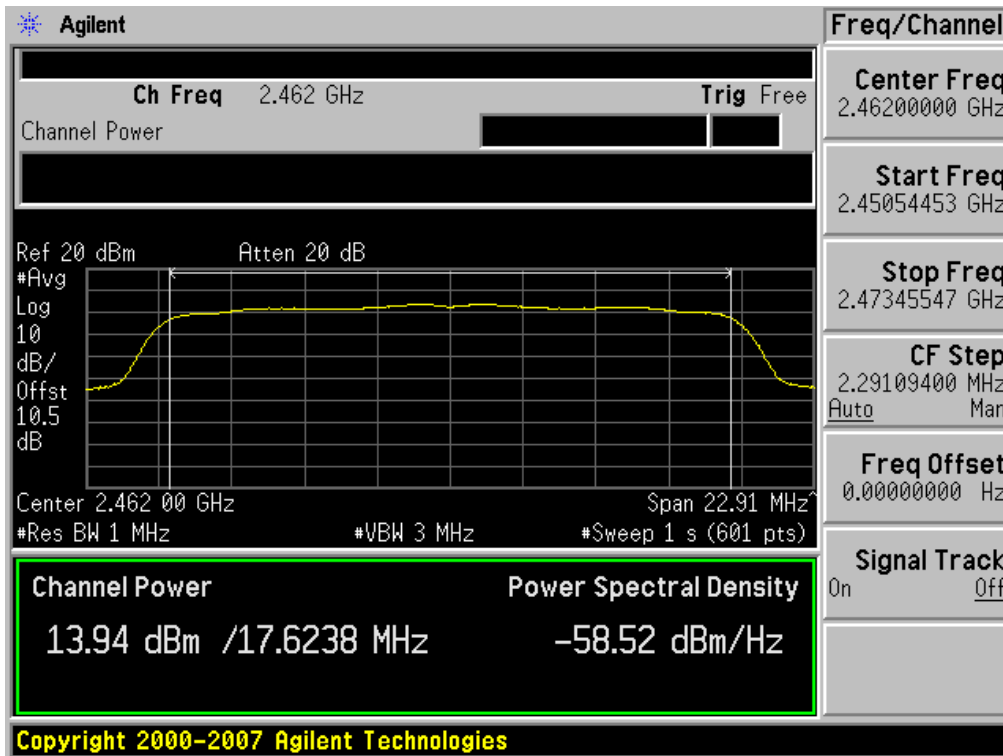
Conducted Output Power (802.11n-CH 11) 6.5Mbps



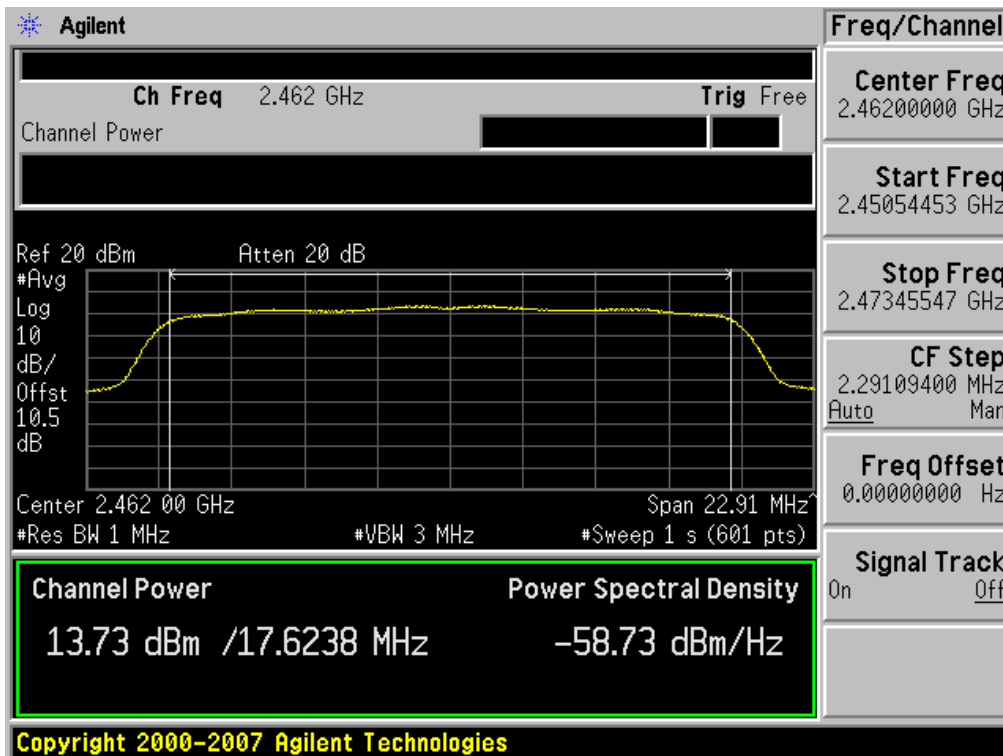
Conducted Output Power (802.11n-CH 11) 13Mbps



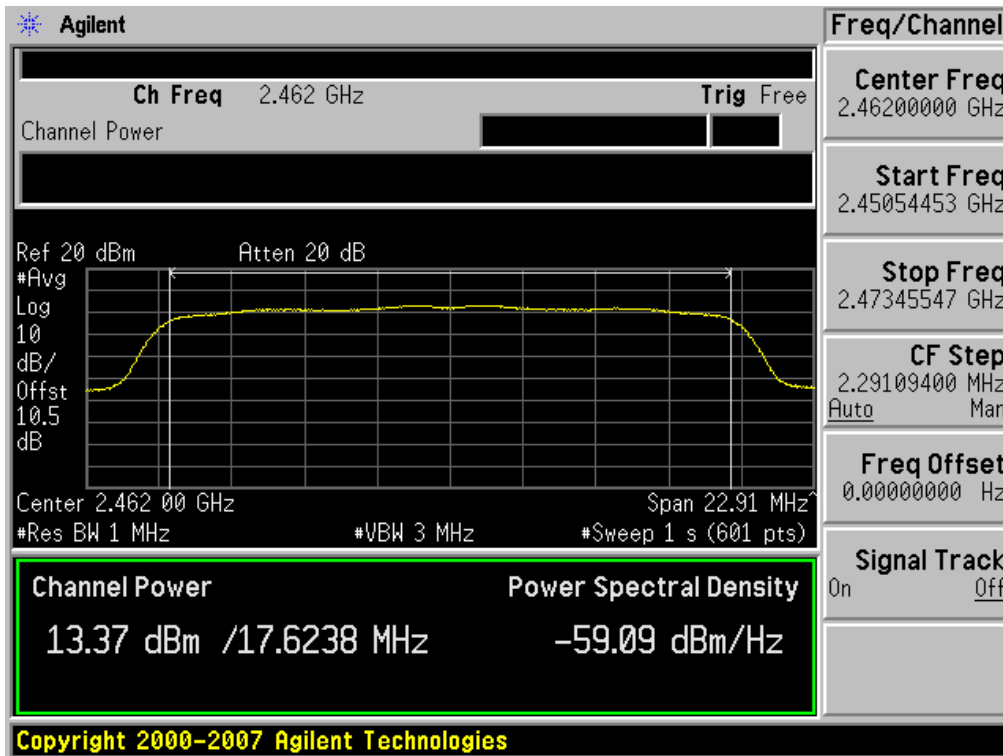
Conducted Output Power (802.11n-CH 11) 19.5Mbps



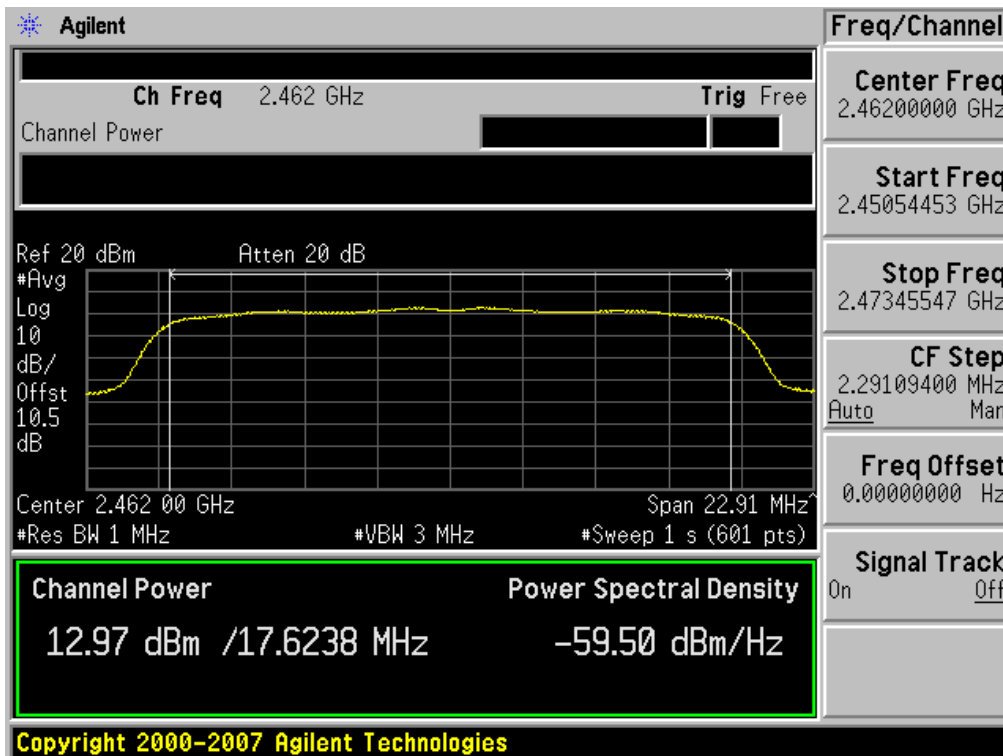
Conducted Output Power (802.11n-CH 11) 26Mbps



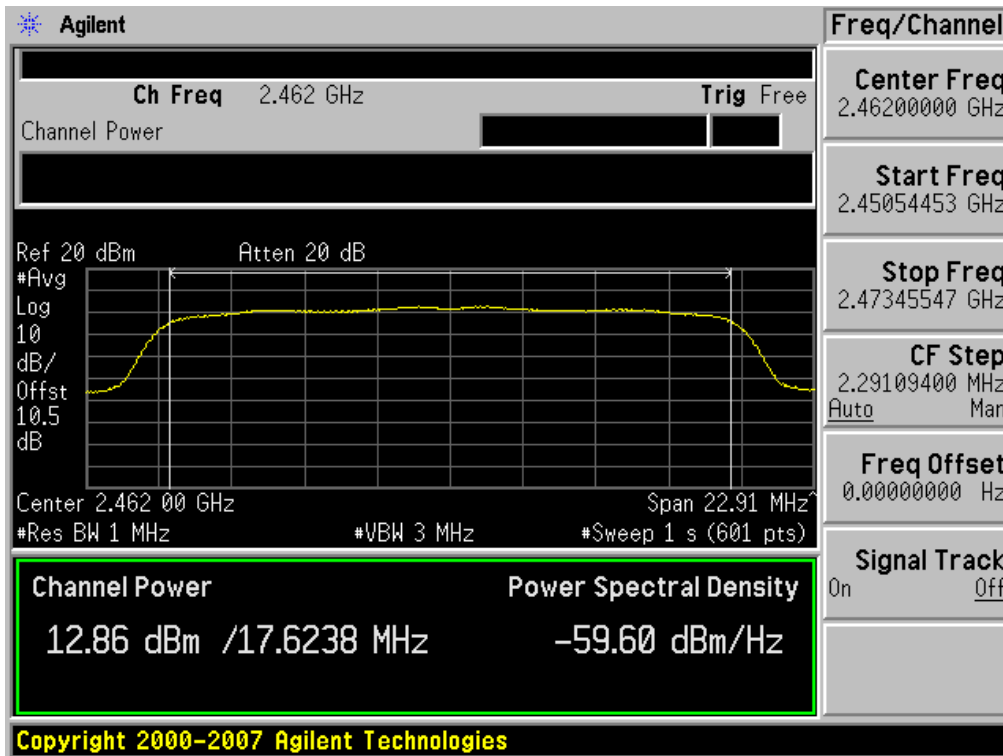
Conducted Output Power (802.11n-CH 11) 39Mbps



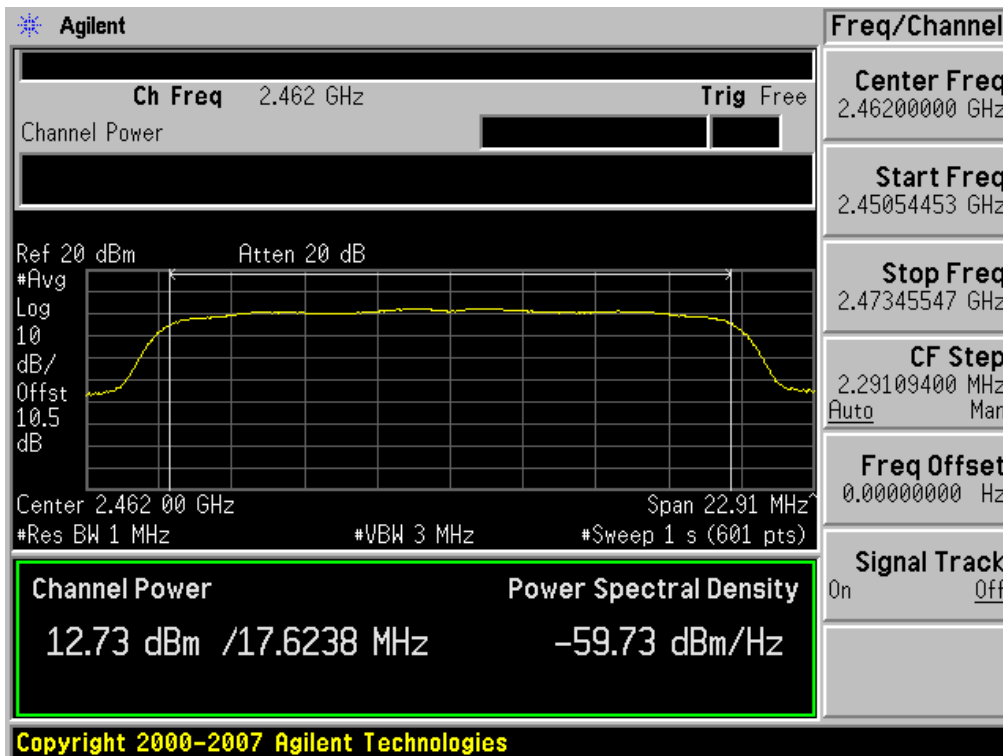
Conducted Output Power (802.11n-CH 11) 52Mbps



Conducted Output Power (802.11n-CH 11) 58.5Mbps



Conducted Output Power (802.11n-CH 11) 65Mbps



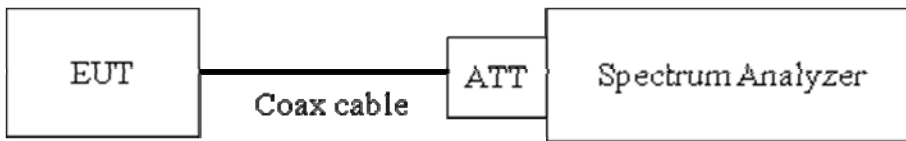
8.3 POWER SPECTRAL DENSITY (802.11b/g/n)

Test Requirements and limit, §15.247(e)

The peak power spectral density is measured with a spectrum analyzer connected to the antenna terminal while the EUT is operating in transmission mode at the appropriate frequencies.

Minimum Standard – the power spectral density conducted from the intentional radiator to the antenna shall not be greater than 8 dBm in any 3 kHz band during any time interval of continuous transmission.

■ TEST CONFIGURATION



■ TEST PROCEDURE

We tested according to KDB 558074(issued 1/18/2012).

The spectrum analyzer is set to :

1. Span = 5 – 30 % greater than the EBW
2. RBW = 100 kHz
3. VBW = 300 kHz
4. Sweep = Auto couple
5. Detector Mode = Peak
6. Trace Mode = Max hold

■ Sample Calculation

$$\begin{aligned} \text{PSD} &= \text{Reading Value} + \text{ATT loss} + \text{Cable loss}(1 \text{ ea}) + \text{BWCF} \\ &= -5 \text{ dBm} + 10 \text{ dB} + 0.8 \text{ dB} - 15.2 \text{ dB} = 0.6 \text{ dBm} \end{aligned}$$

Where: BWCF(Bandwidth Correction Factor) = $10\log(3 \text{ kHz}/100 \text{ kHz}) = -15.2 \text{ dB}$

Note :

1. Spectrum reading values are not plot data. The PSD results in plot is already including the actual values of loss for the attenuator and cable combination.
2. Spectrum offset = Attenuator loss + Cable loss
3. We apply to the offset in the 2.4 GHz range that was rounded off to the closest tenth dB. Actual value of loss for the attenuator and cable combination is 10.49 dB at 2412 MHz and is 10.52 dB at 2462 MHz. So, the offset is 10.5 dB. And the offset gab in the 2.4 GHz range do not affect the power spectral density final result.

FCC PT.15.247 TEST REPORT	FCC CERTIFICATION REPORT		www.hct.co.kr
Test Report No. HCTR1205FR13	Date of Issue: May 07, 2012	EUT Type: 850/1900 GSM/GPRS/ WCDMA Phone with Bluetooth/WLAN and, EDGE Rx Only	FCC ID: A3LGTS6802B

■ TEST RESULTS

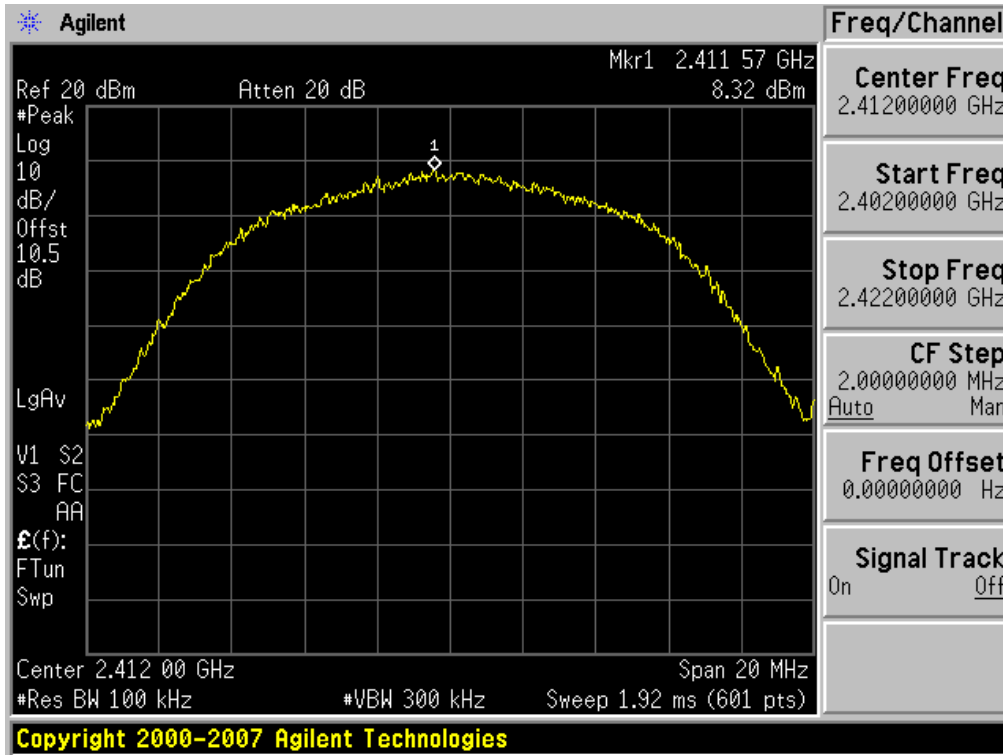
Conducted Power Density Measurements

Frequency (MHz)	Channel No.	Mode	Test Result				
			Spectrum Value(dBm)	BWCF (dB)	PSD (dBm)	Limit (dBm)	Pass/Fail
2412	1	802.11b	8.32	-15.2	-6.88	8	Pass
2437	6		8.86	-15.2	-6.34	8	Pass
2462	11		9.27	-15.2	-5.93	8	Pass
2412	1	802.11g	4.75	-15.2	-10.45	8	Pass
2437	6		4.85	-15.2	-10.35	8	Pass
2462	11		5.08	-15.2	-10.12	8	Pass
2412	1	802.11n	4.79	-15.2	-10.41	8	Pass
2437	6		4.70	-15.2	-10.50	8	Pass
2462	11		5.06	-15.2	-10.14	8	Pass

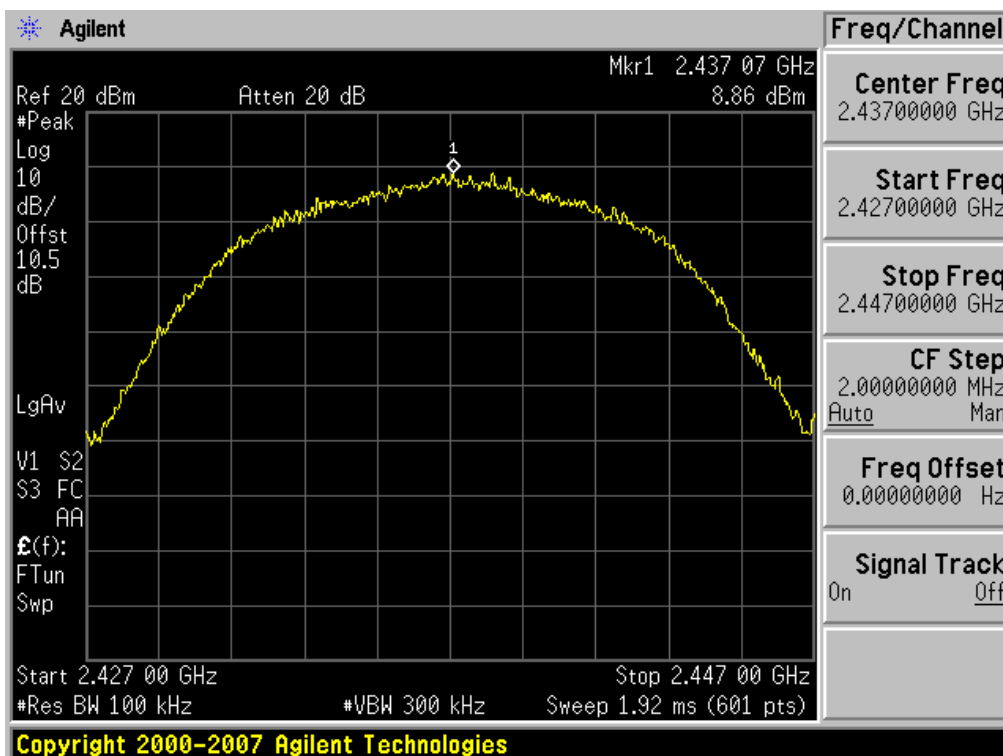
Note : PSD = Spectrum Value + BWCF

■ RESULT PLOTS

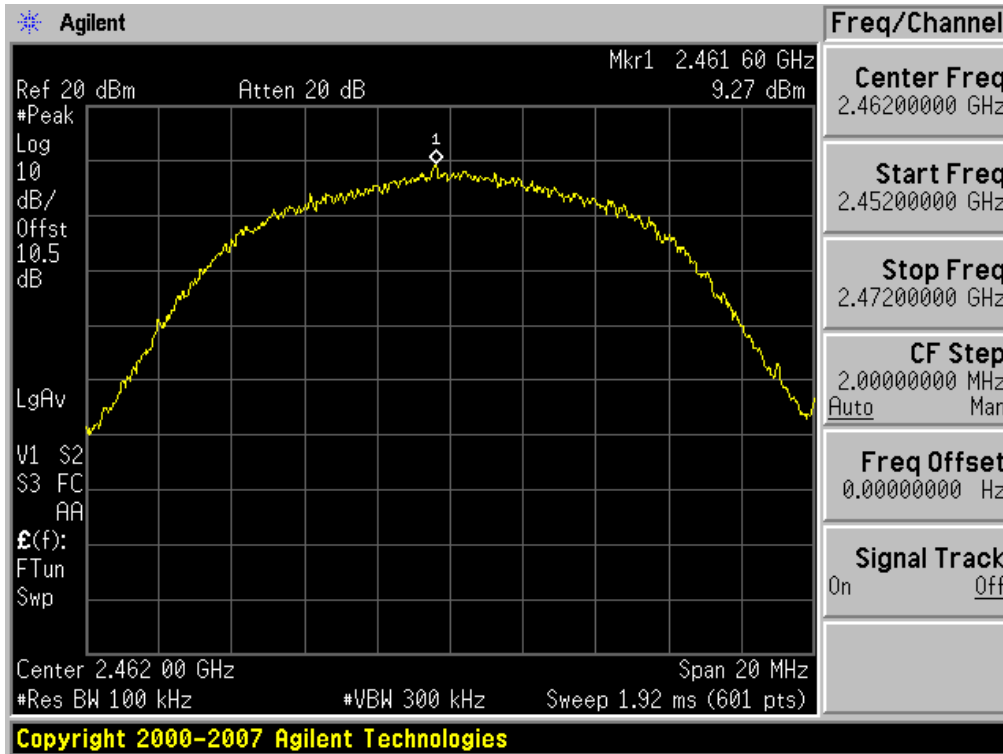
Power Spectral Density (802.11b-CH 1)



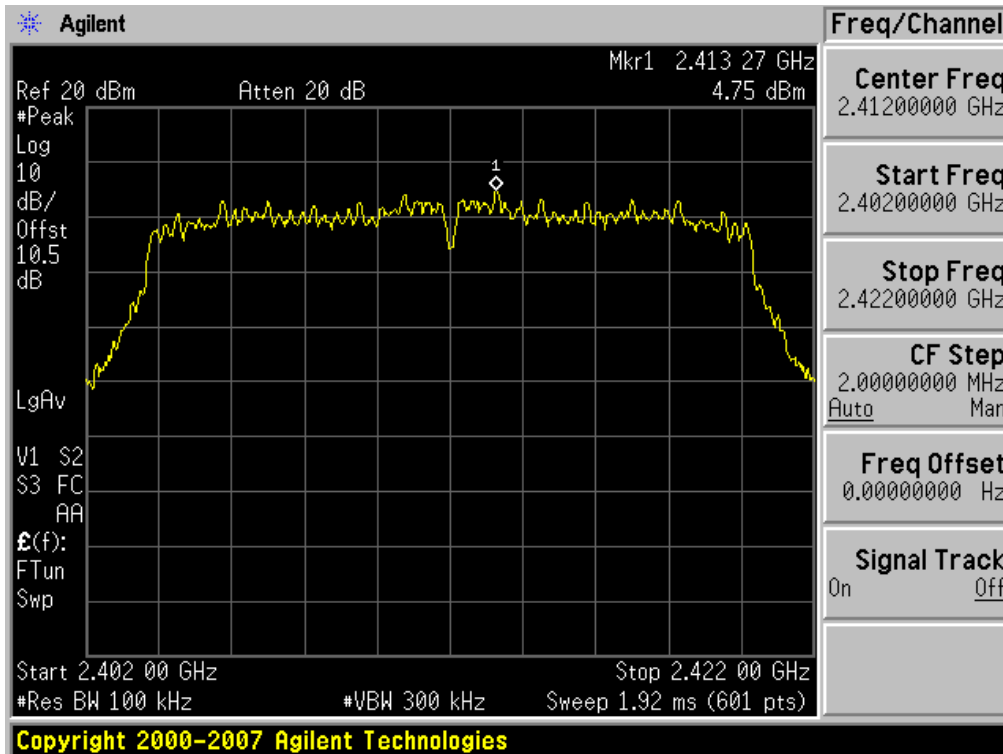
Power Spectral Density (802.11b-CH 6)



Power Spectral Density (802.11b-CH 11)

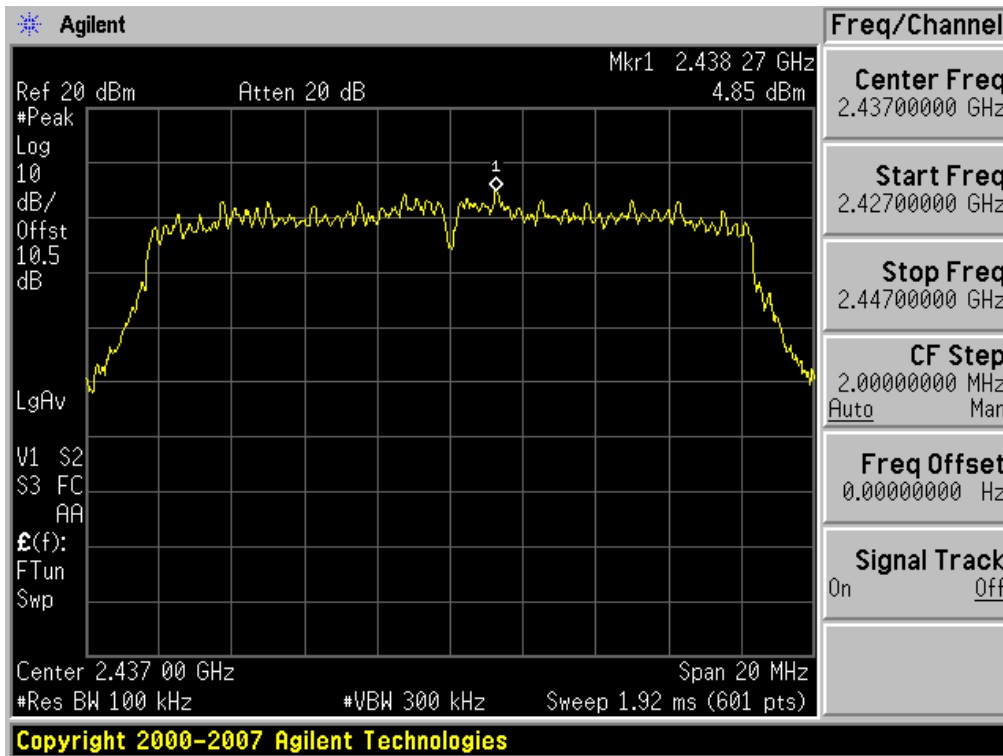


Power Spectral Density (802.11g-CH 1)

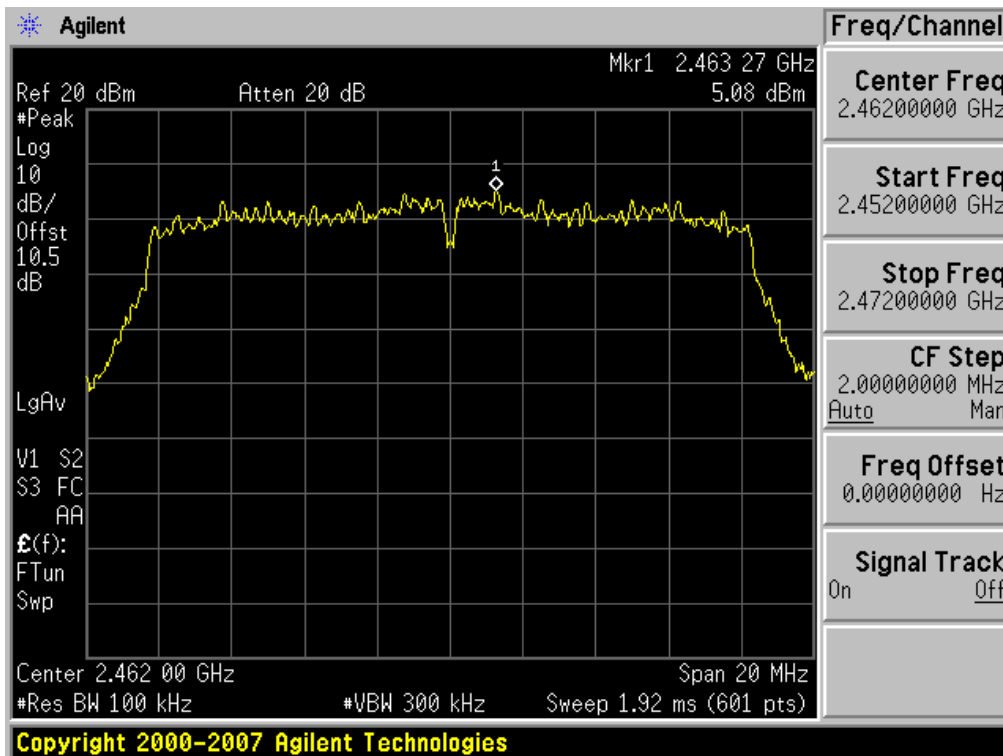


FCC PT.15.247 TEST REPORT	FCC CERTIFICATION REPORT		www.hct.co.kr
Test Report No. HCTR1205FR13	Date of Issue: May 07, 2012	EUT Type: 850/1900 GSM/GPRS/ WCDMA Phone with Bluetooth/WLAN and, EDGE Rx Only	FCC ID: A3LGTS6802B

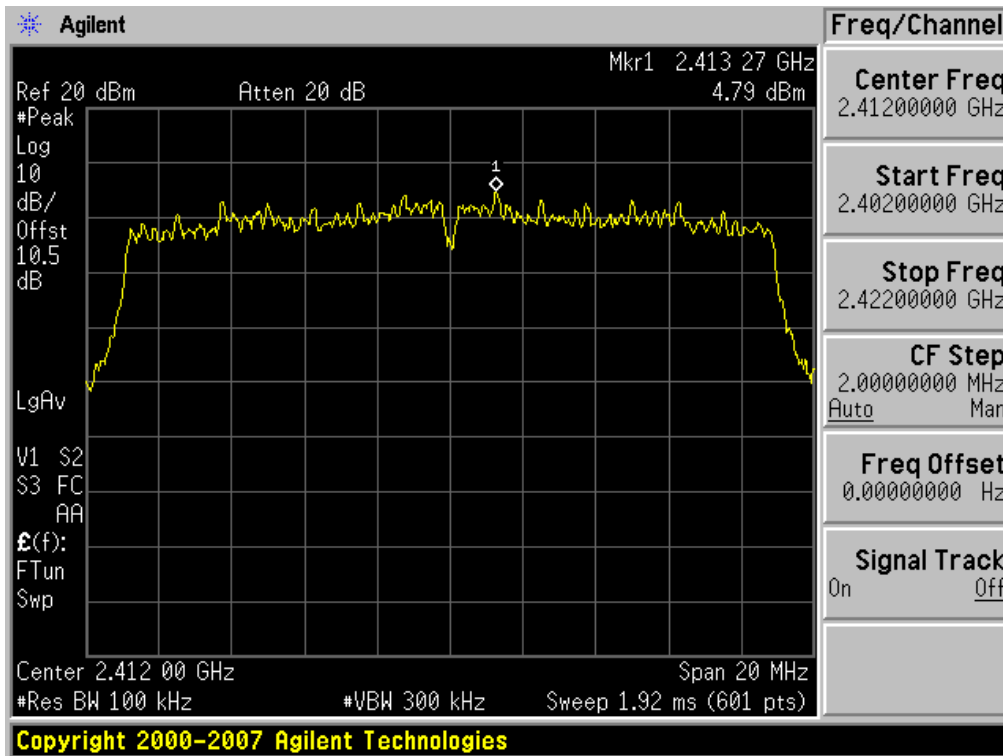
Power Spectral Density (802.11g-CH 6)



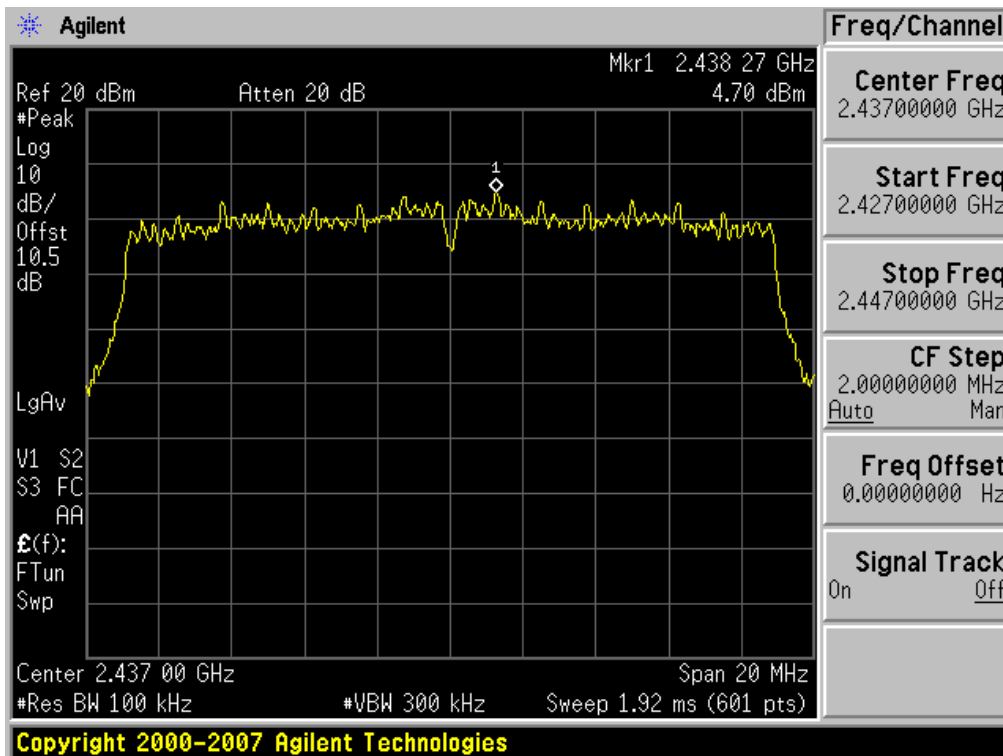
Power Spectral Density (802.11g-CH11)



Power Spectral Density (802.11n-CH 1)

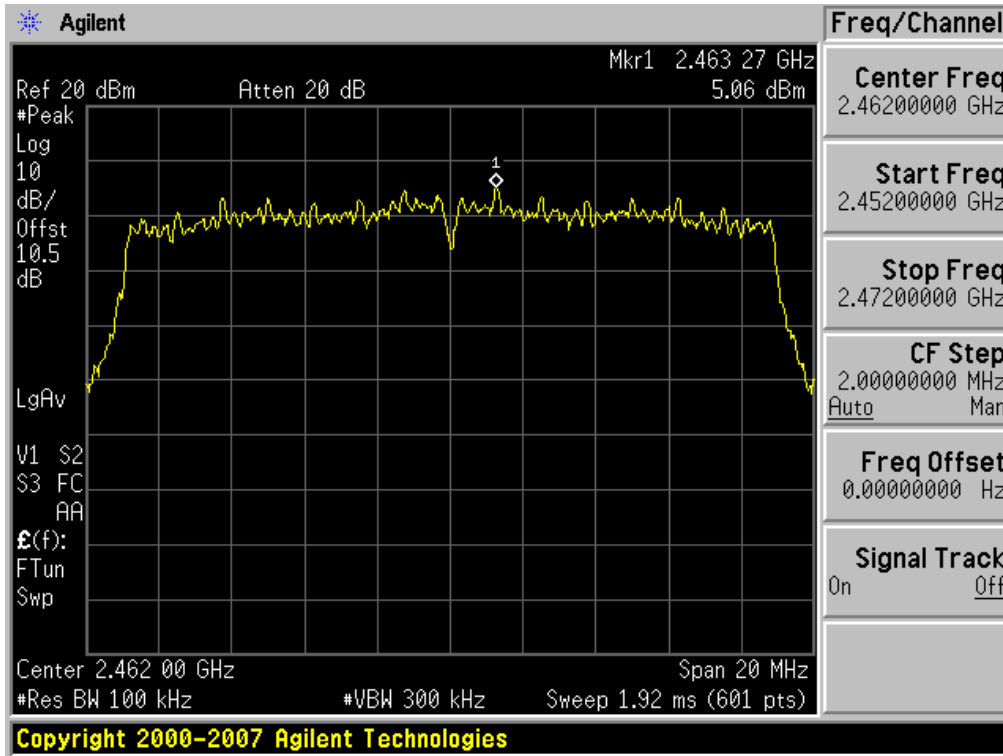


Power Spectral Density (802.11n-CH 6)



FCC PT.15.247 TEST REPORT	FCC CERTIFICATION REPORT		www.hct.co.kr
Test Report No. HCTR1205FR13	Date of Issue: May 07, 2012	EUT Type: 850/1900 GSM/GPRS/ WCDMA Phone with Bluetooth/WLAN and, EDGE Rx Only	FCC ID: A3LGTS6802B

Power Spectral Density (802.11n-CH11)



FCC PT.15.247 TEST REPORT	FCC CERTIFICATION REPORT		www.hct.co.kr
Test Report No. HCTR1205FR13	Date of Issue: May 07, 2012	EUT Type: 850/1900 GSM/GPRS/ WCDMA Phone with Bluetooth/WLAN and, EDGE Rx Only	FCC ID: A3LGTS6802B

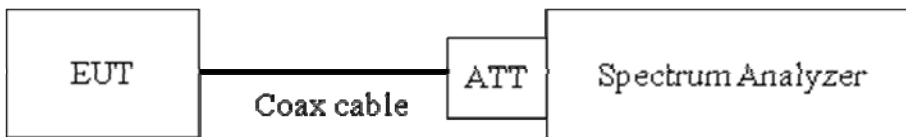
8.4 OUT OF BAND EMISSIONS AT THE BAND EDGE/ CONDUCTED SPURIOUS EMISSIONS

Test Requirements and limit, §15.247(d)

In any 100 kHz bandwidth outside the frequency band in which the spread spectrum or digitally modulated intentional radiator is operating, the radio frequency power that is produced by the intentional radiator shall be at least 20 dB below that in the 100 kHz bandwidth within the band that contains the highest level of the desired power, based on either an RF conducted or a radiated measurement, provided the transmitter demonstrates compliance with the peak conducted power limits. If the transmitter complies with the conducted power limits based on the use of RMS averaging over a time interval, as permitted under paragraph (b)(3) of this section, the attenuation required under this paragraph shall be 30 dB instead of 20 dB. Attenuation below the general limits specified in § 15.209(a) is not required. In addition, radiated emissions which fall in the restricted bands, as defined in § 15.205(a), must also comply with the radiated emission limits specified in § 15.209(a) (see § 15.205(c)).

Limit : 20 dBc

■ TEST CONFIGURATION



■ TEST PROCEDURE

The transmitter output is connected to the spectrum analyzer. The resolution bandwidth is set to 100 kHz. The video bandwidth is set to 300 kHz.

Detector Mode is set to a peak detector Mode.

Measurements are made over the 30 MHz to 26 GHz range with the transmitter set to the lowest, middle, and highest channels.

Note :

1. The band edge results in plot is already including the actual values of loss for the attenuator and cable combination.
2. Spectrum offset = Attenuator loss + Cable loss
3. We apply to the offset in the 2.4 GHz range that was rounded off to the closest tenth dB. Actual value of loss for the attenuator and cable combination is 10.49 dB at 2412 MHz and is 10.52 dB at 2462 MHz. So, the offset is 10.5 dB. And the offset gab in the 2.4 GHz range do not affect the band edge final result.
4. In case of conducted spurious emissions test, please check factors blow table.

FCC PT.15.247 TEST REPORT	FCC CERTIFICATION REPORT		www.hct.co.kr
Test Report No. HCTR1205FR13	Date of Issue: May 07, 2012	EUT Type: 850/1900 GSM/GPRS/ WCDMA Phone with Bluetooth/WLAN and, EDGE Rx Only	FCC ID: A3LGTS6802B

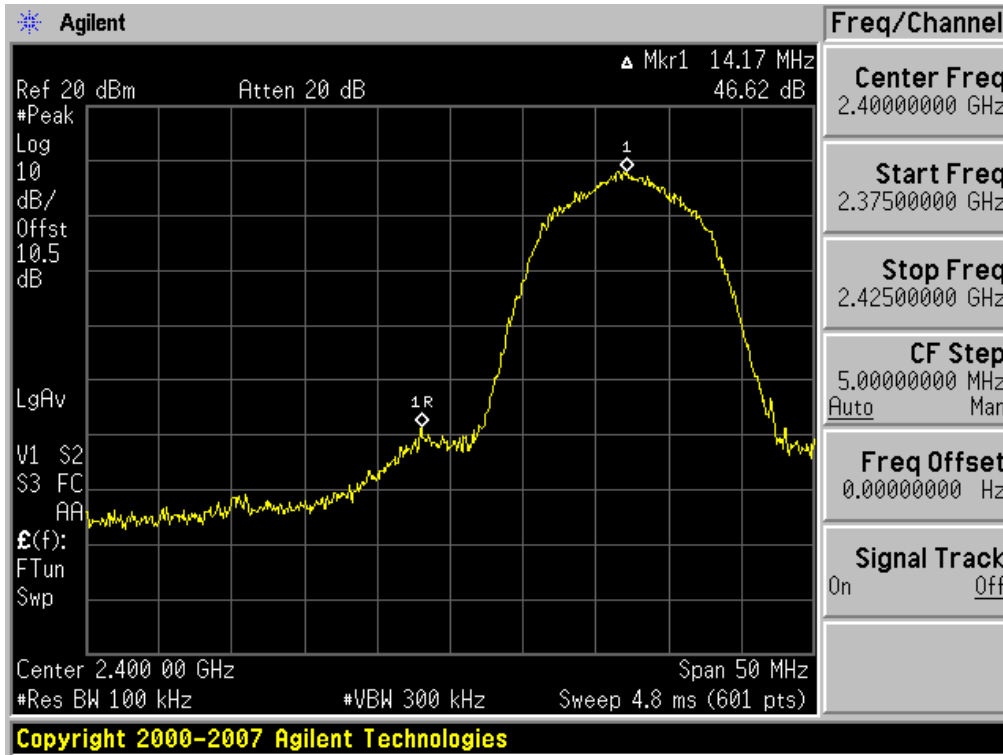
■ FACTORS FOR FREQUENCY

Freq(MHz)	Factor(dB)
30	9.96
100	10.00
100	10.06
200	10.12
300	10.16
400	10.12
500	10.14
600	10.19
700	10.34
800	10.25
900	10.29
1000	10.26
1000	10.31
2000	10.53
2400*	10.49
2500*	10.53
3000	10.66
4000	10.77
5000	10.73
6000	10.99
7000	11.18
8000	11.33
9000	11.48
10000	11.61
11000	12.09
12000	14.96
13000	12.55
14000	11.88
15000	11.83
16000	11.81
17000	11.98
18000	11.84
19000	12.14
20000	12.29
21000	12.33
22000	12.82
23000	12.86
24000	12.98
25000	13.08
26000	12.80

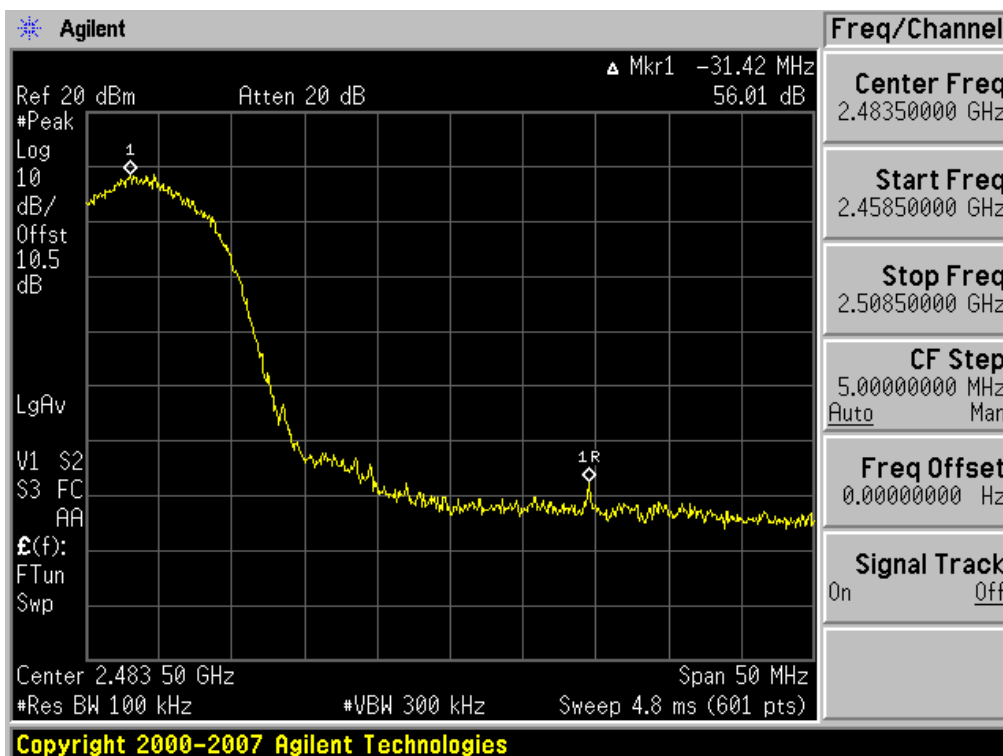
Note : 1. ** is fundamental frequency range.
 2. Factor = Cable loss + Attenuator loss

RESULT PLOTS

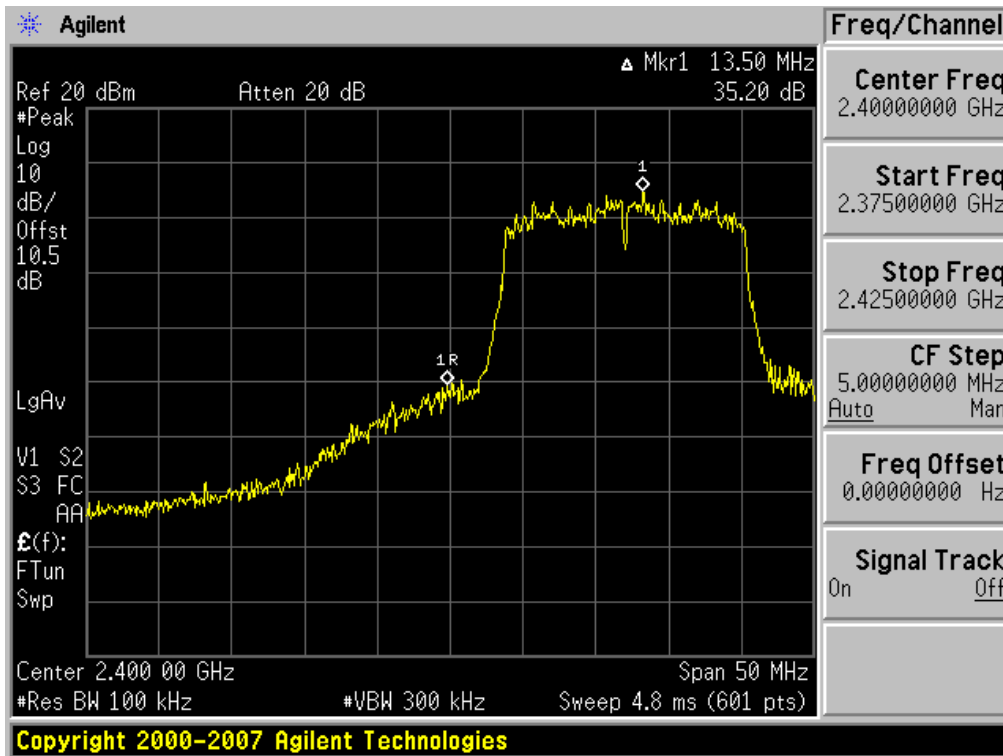
BandEdge (802.11b-CH1)



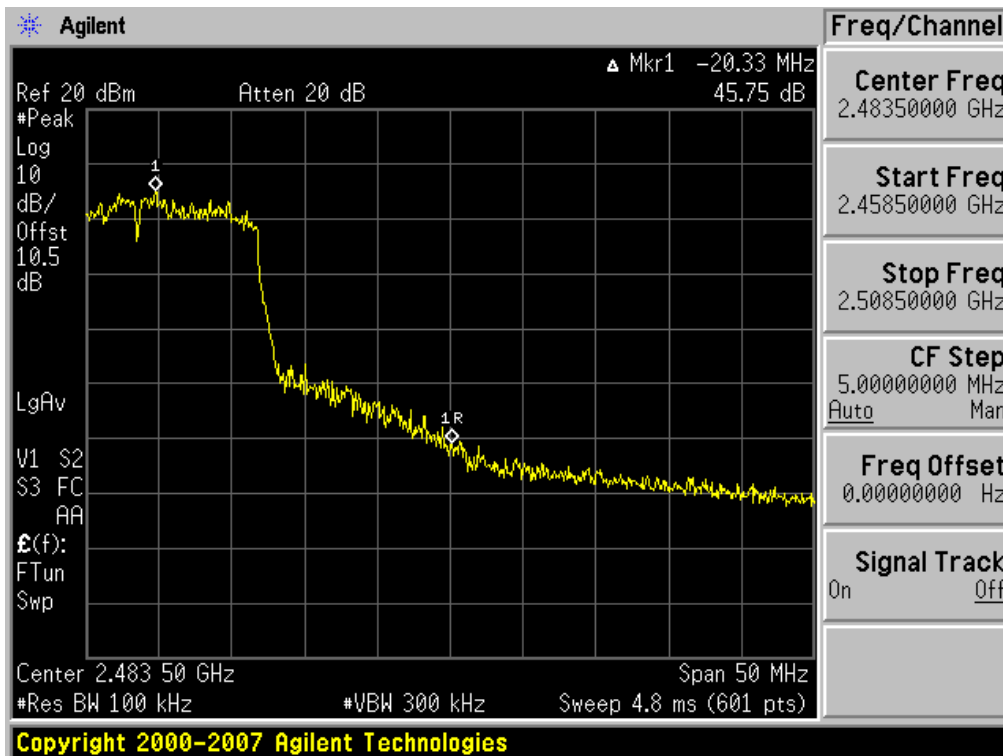
BandEdge (802.11b-CH11)



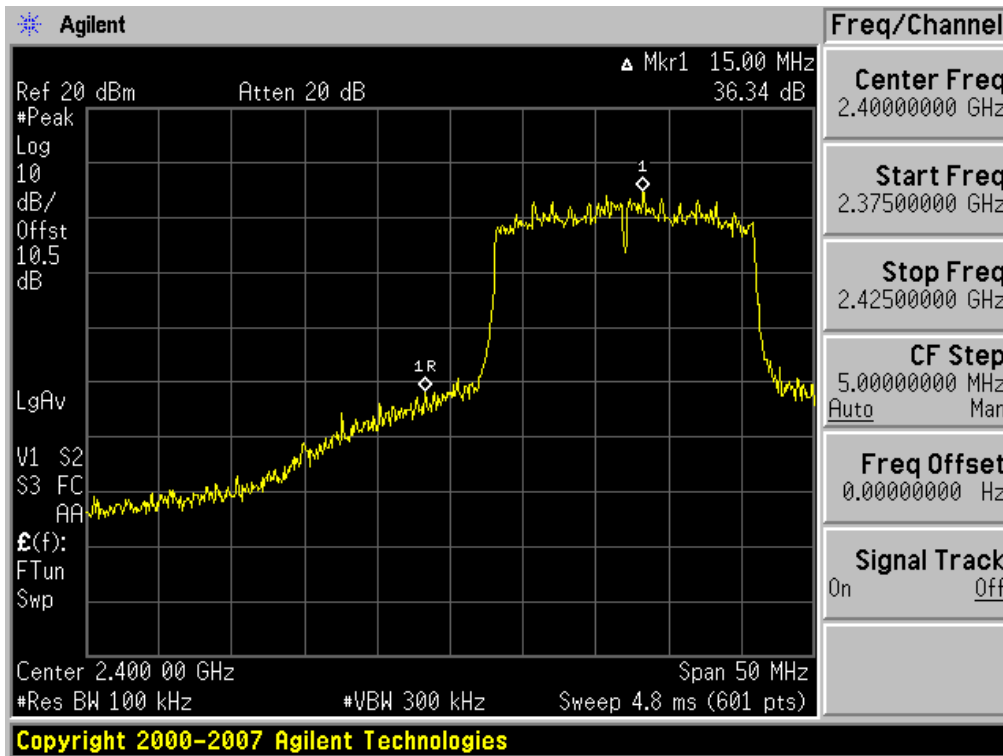
BandEdge (802.11g-CH1)



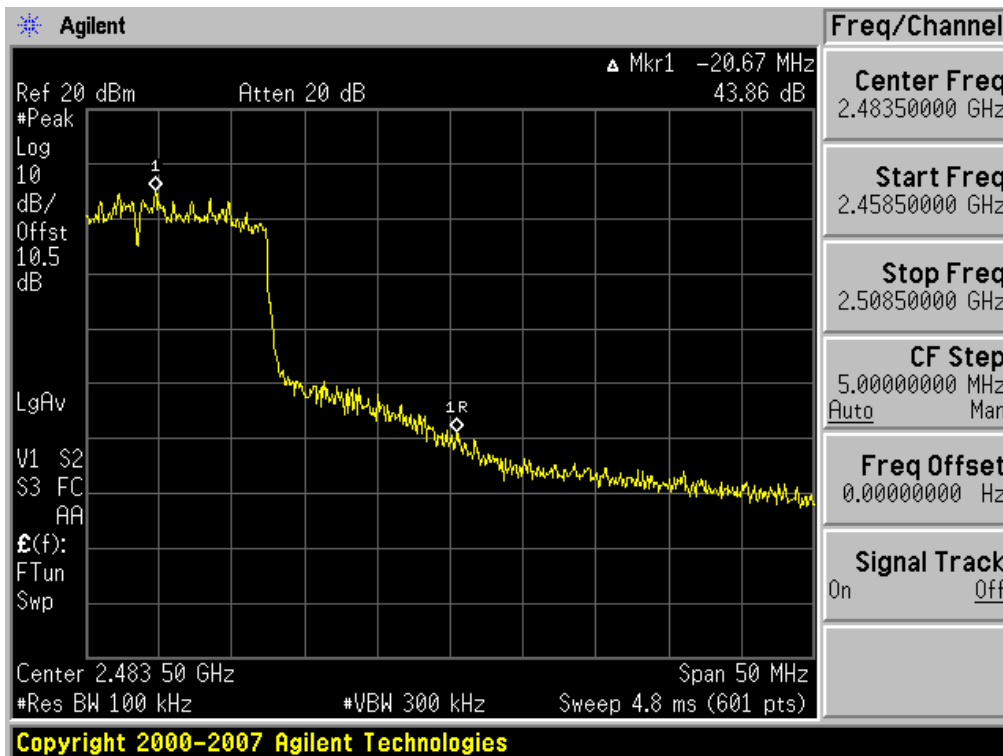
BandEdge (802.11g-CH11)



BandEdge (802.11n-CH1)

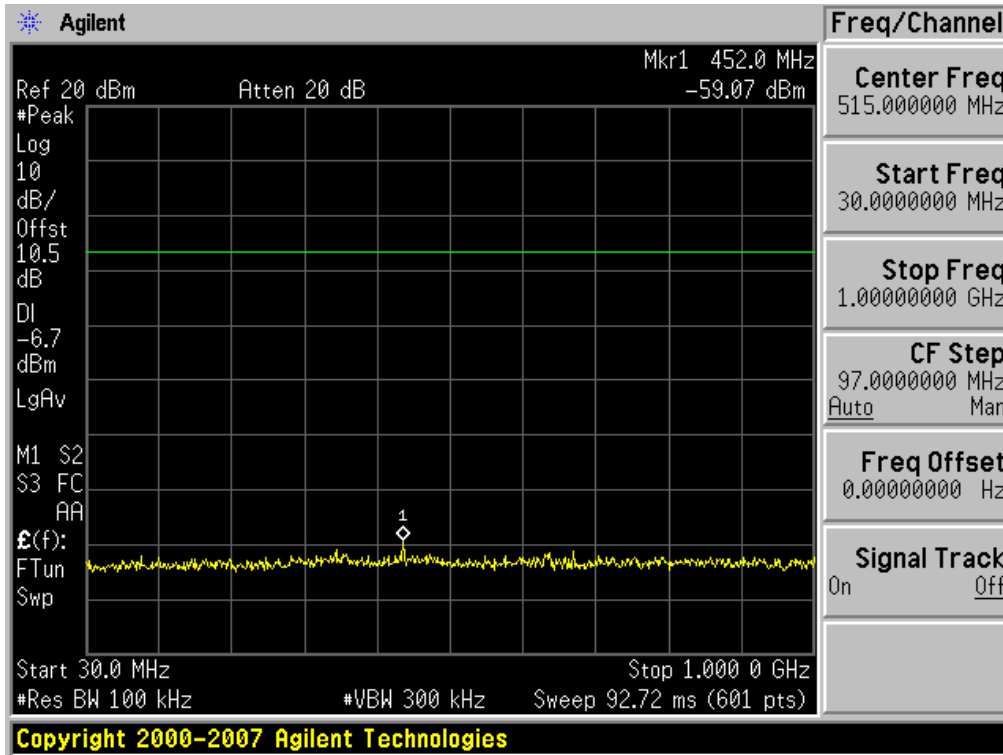


BandEdge (802.11n-CH11)

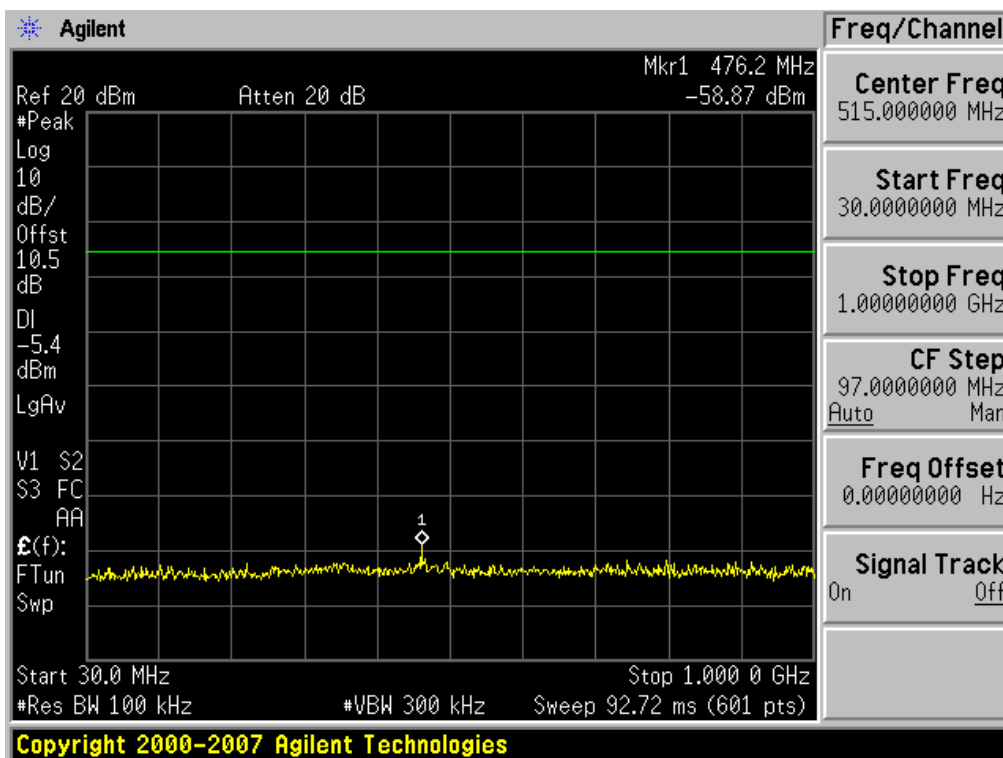


FCC PT.15.247 TEST REPORT	FCC CERTIFICATION REPORT		www.hct.co.kr
Test Report No. HCTR1205FR13	Date of Issue: May 07, 2012	EUT Type: 850/1900 GSM/GPRS/ WCDMA Phone with Bluetooth/WLAN and, EDGE Rx Only	FCC ID: A3LGTS6802B

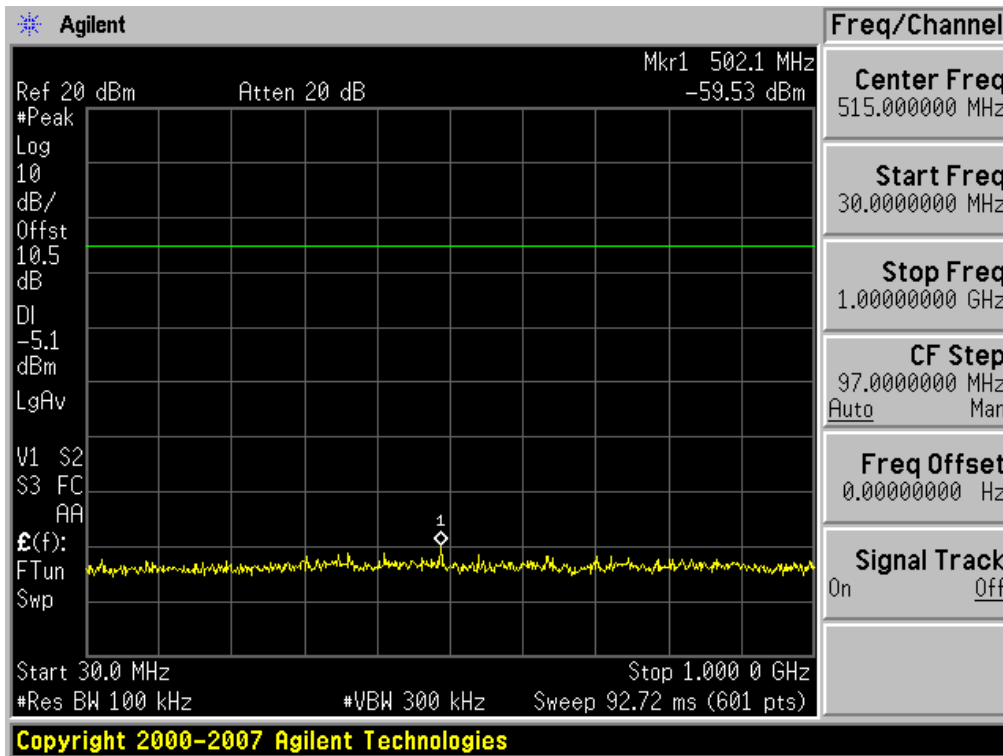
Conducted Spurious Emission (802.11b-CH1)



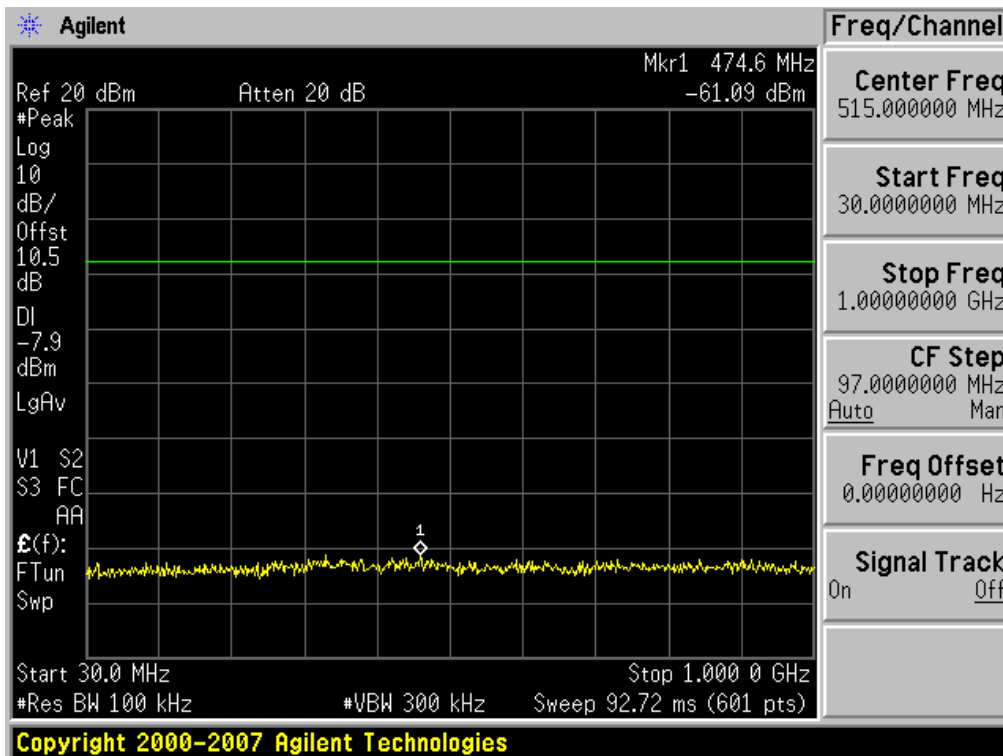
Conducted Spurious Emission (802.11b-CH6)



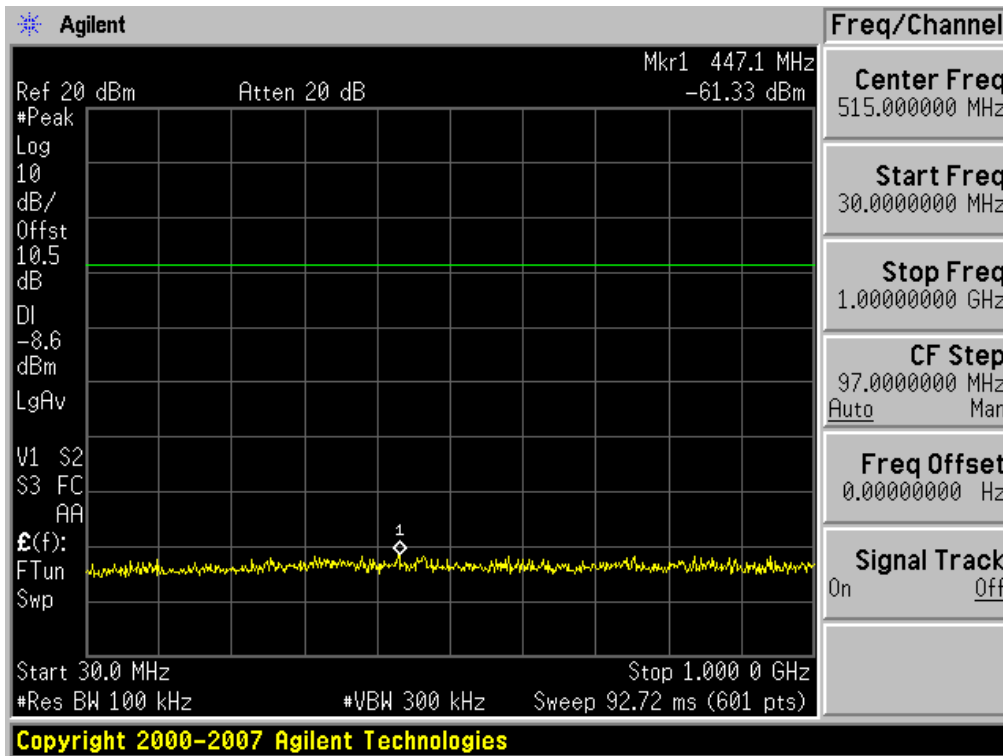
Conducted Spurious Emission (802.11b-CH11)



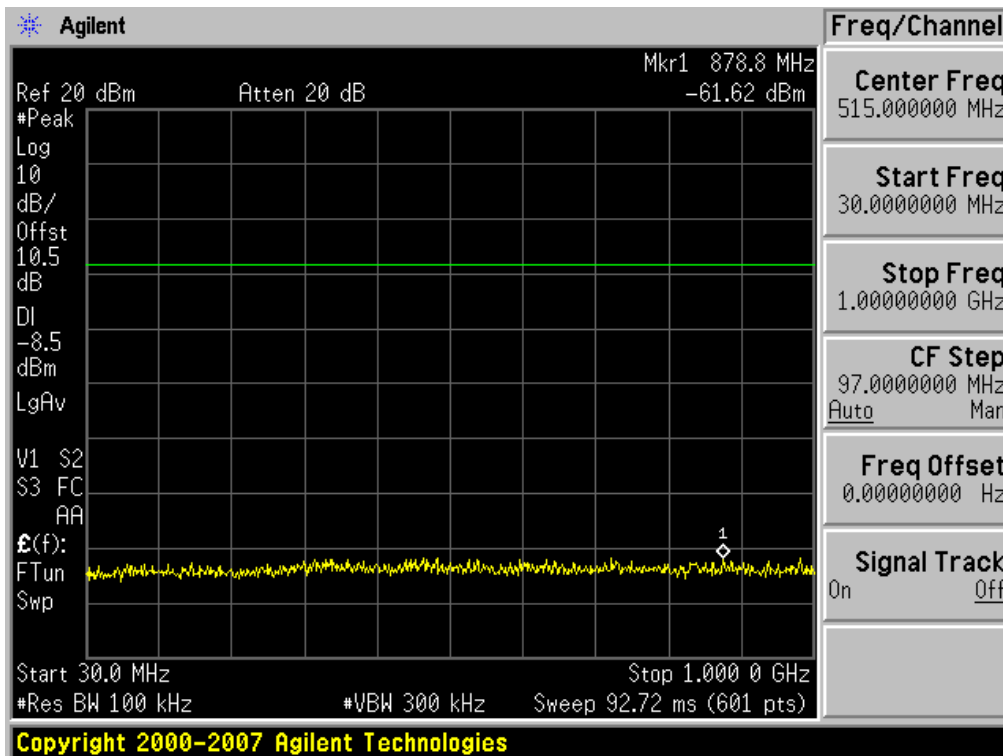
Conducted Spurious Emission (802.11g-CH11)



Conducted Spurious Emission (802.11g-CH6)

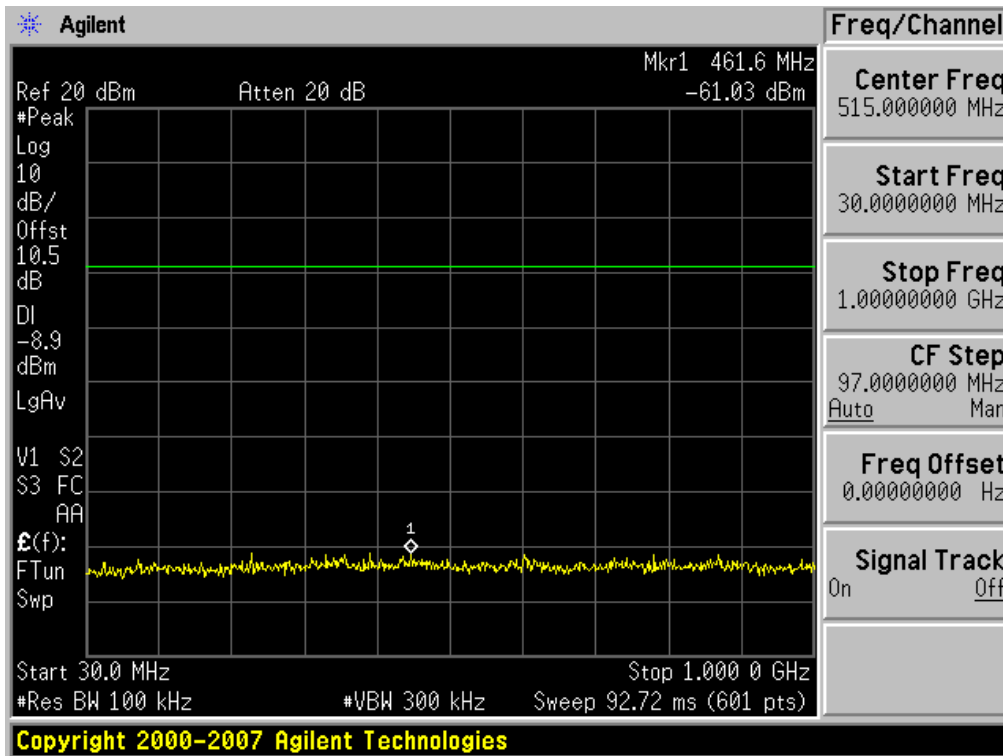


Conducted Spurious Emission (802.11g-CH11)

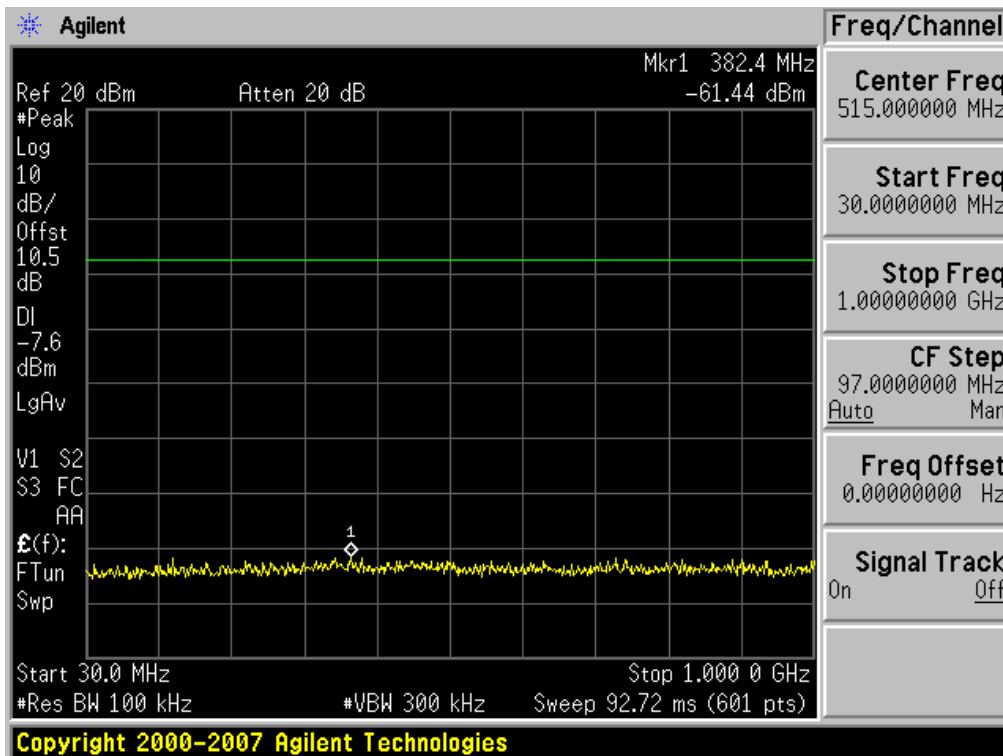


FCC PT.15.247 TEST REPORT	FCC CERTIFICATION REPORT		www.hct.co.kr
Test Report No. HCTR1205FR13	Date of Issue: May 07, 2012	EUT Type: 850/1900 GSM/GPRS/ WCDMA Phone with Bluetooth/WLAN and, EDGE Rx Only	FCC ID: A3LGTS6802B

Conducted Spurious Emission (802.11n-CH1)

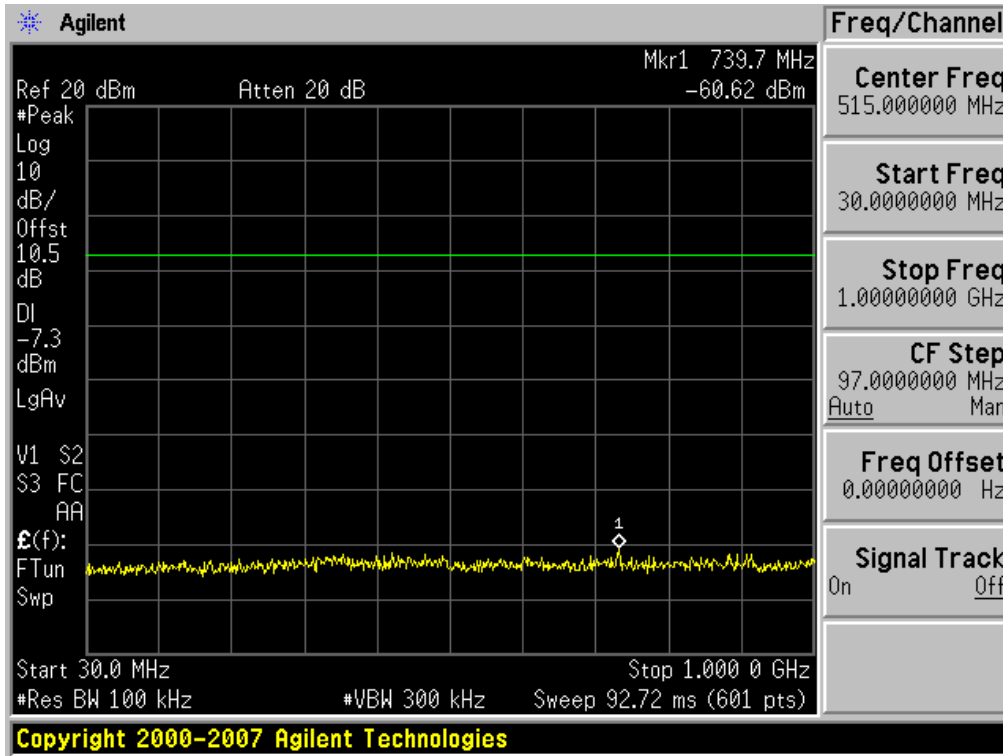


Conducted Spurious Emission (802.11n-CH6)



FCC PT.15.247 TEST REPORT	FCC CERTIFICATION REPORT		www.hct.co.kr
Test Report No. HCTR1205FR13	Date of Issue: May 07, 2012	EUT Type: 850/1900 GSM/GPRS/ WCDMA Phone with Bluetooth/WLAN and, EDGE Rx Only	FCC ID: A3LGTS6802B

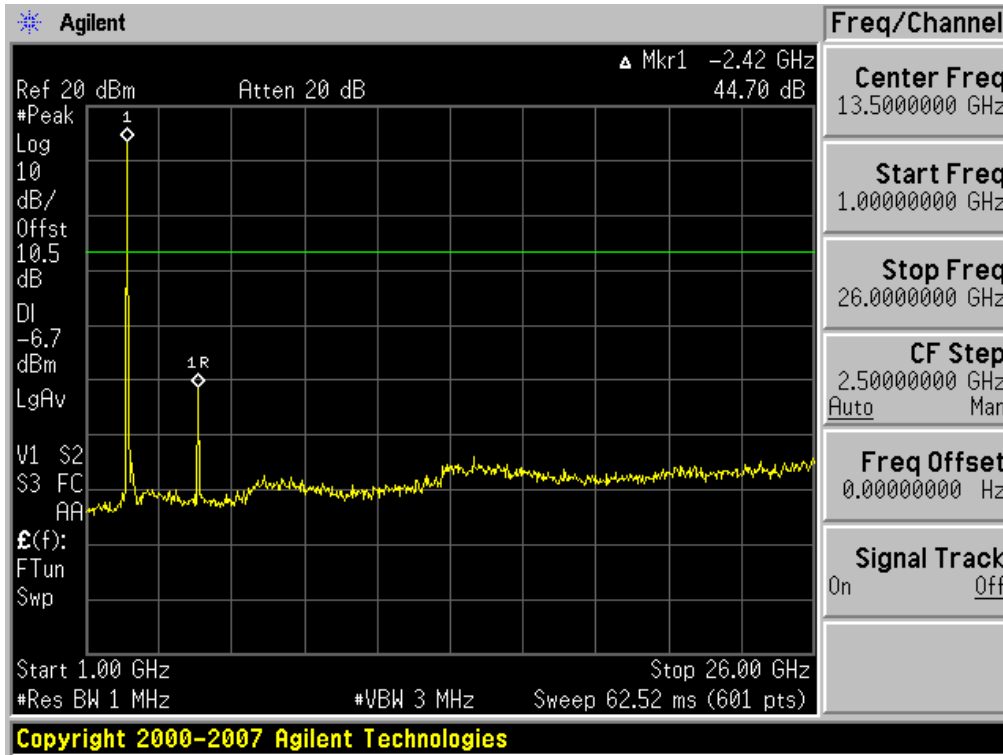
Conducted Spurious Emission (802.11n-CH11)



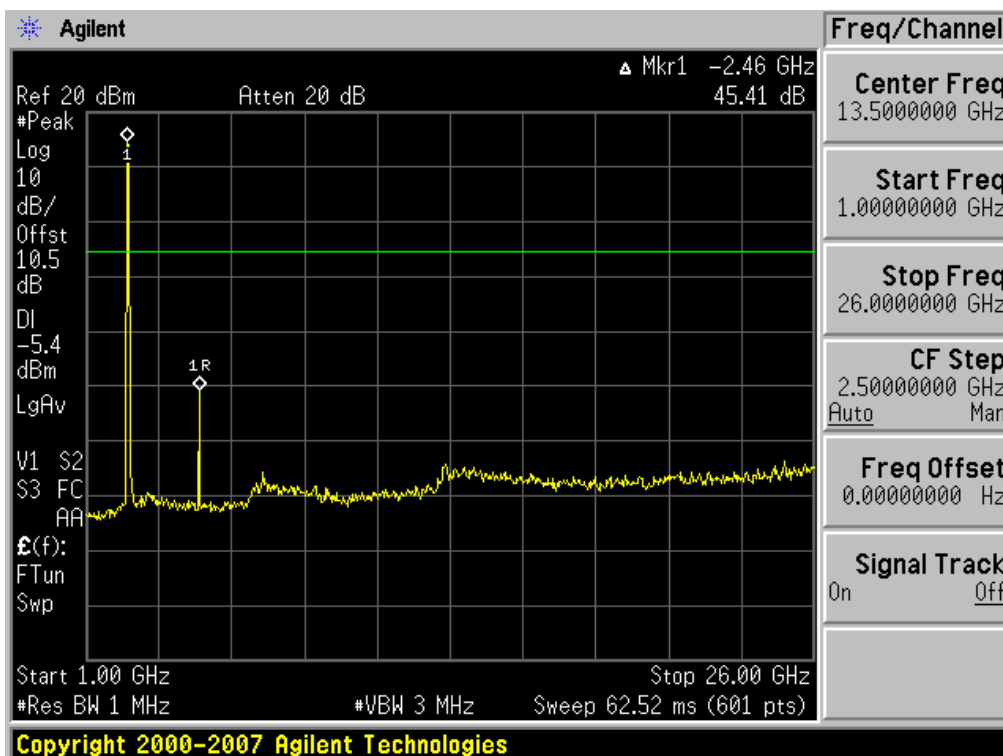
FCC PT.15.247 TEST REPORT	FCC CERTIFICATION REPORT		www.hct.co.kr
Test Report No. HCTR1205FR13	Date of Issue: May 07, 2012	EUT Type: 850/1900 GSM/GPRS/ WCDMA Phone with Bluetooth/WLAN and, EDGE Rx Only	FCC ID: A3LGTS6802B

1 GHz ~ 26 GHz

Conducted Spurious Emission (802.11b-CH1)

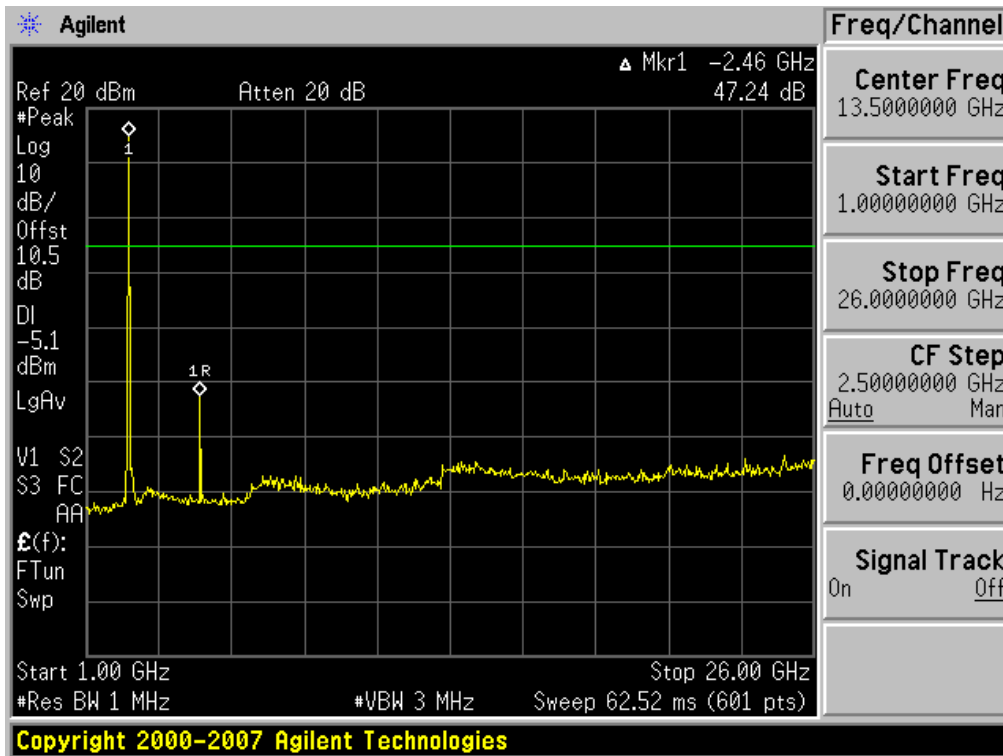


Conducted Spurious Emission (802.11b-CH6)

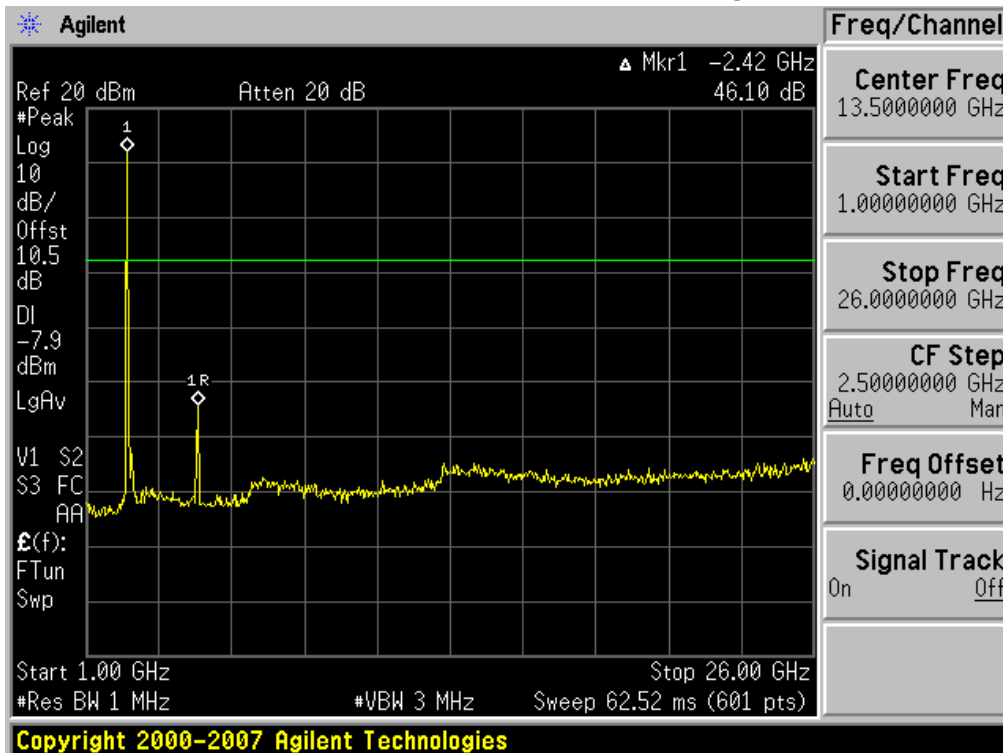


FCC PT.15.247 TEST REPORT	FCC CERTIFICATION REPORT		www.hct.co.kr
Test Report No. HCTR1205FR13	Date of Issue: May 07, 2012	EUT Type: 850/1900 GSM/GPRS/ WCDMA Phone with Bluetooth/WLAN and, EDGE Rx Only	FCC ID: A3LGTS6802B

Conducted Spurious Emission (802.11b-CH11)

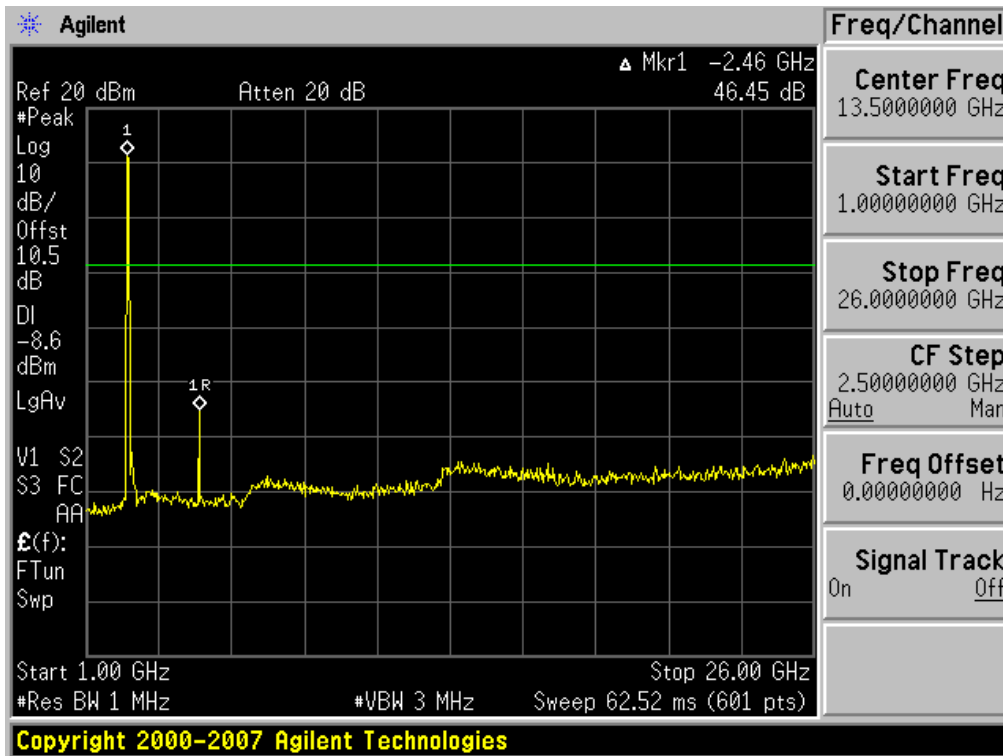


Conducted Spurious Emission (802.11g-CH1)

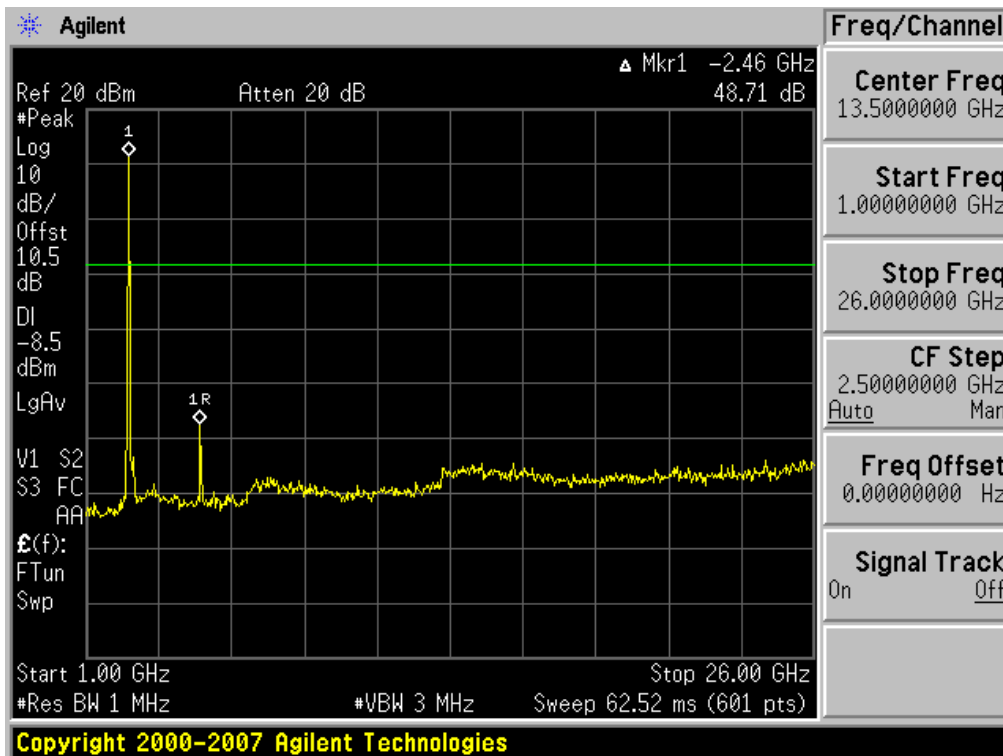


FCC PT.15.247 TEST REPORT	FCC CERTIFICATION REPORT		www.hct.co.kr
Test Report No. HCTR1205FR13	Date of Issue: May 07, 2012	EUT Type: 850/1900 GSM/GPRS/ WCDMA Phone with Bluetooth/WLAN and, EDGE Rx Only	FCC ID: A3LGT56802B

Conducted Spurious Emission (802.11g-CH6)

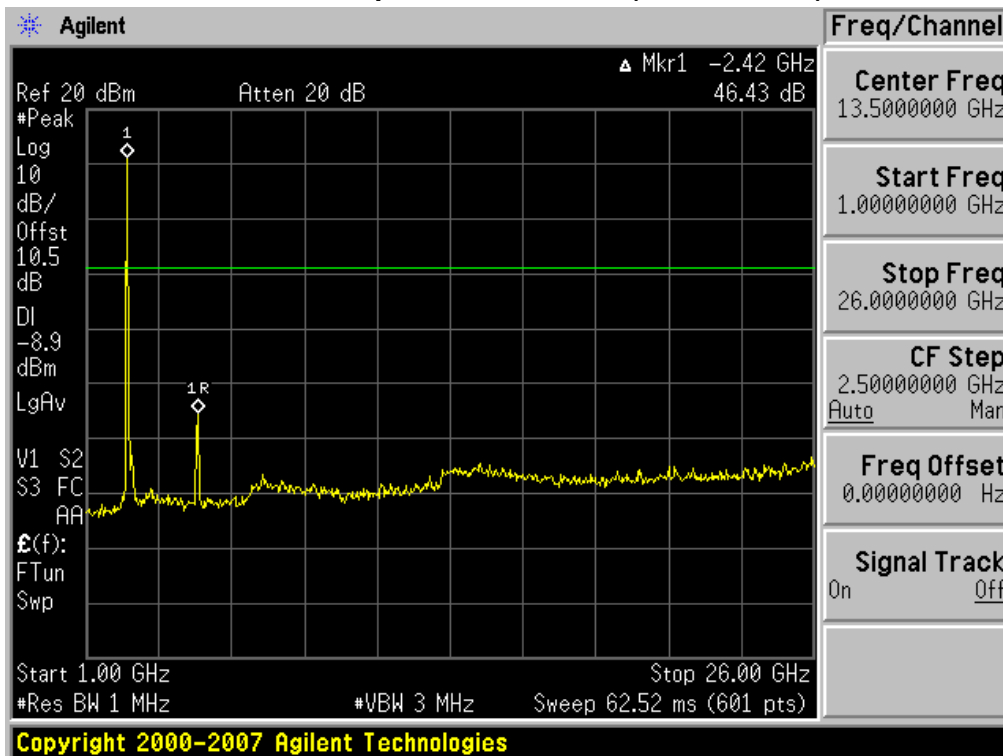


Conducted Spurious Emission (802.11g-CH11)

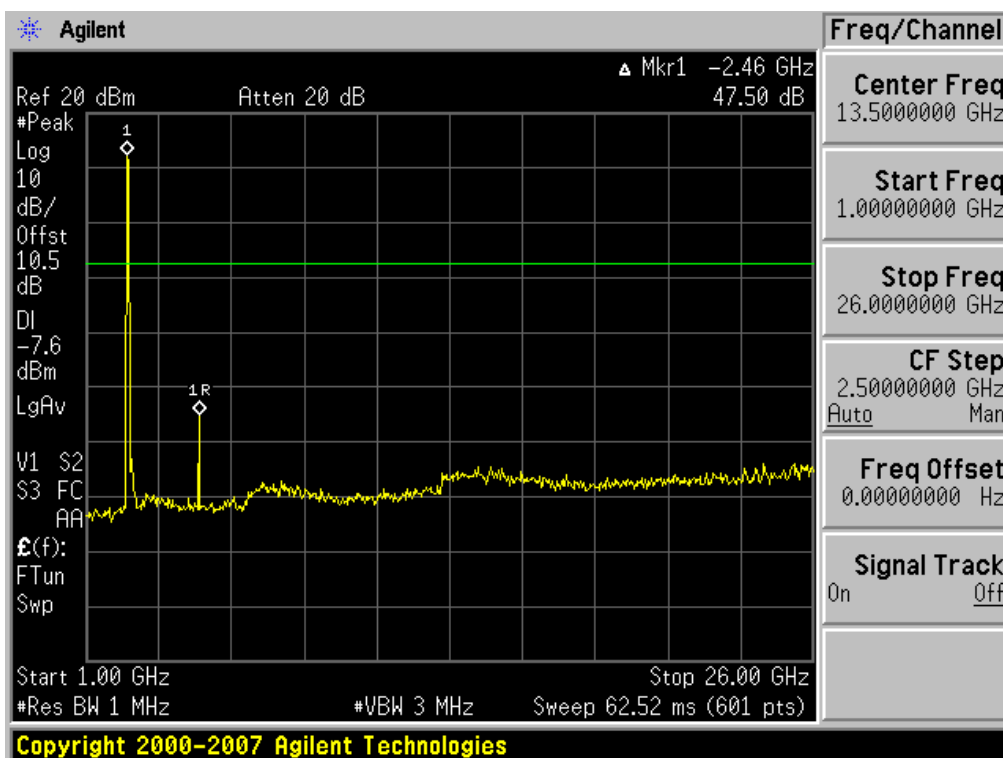


FCC PT.15.247 TEST REPORT	FCC CERTIFICATION REPORT		www.hct.co.kr
Test Report No. HCTR1205FR13	Date of Issue: May 07, 2012	EUT Type: 850/1900 GSM/GPRS/ WCDMA Phone with Bluetooth/WLAN and, EDGE Rx Only	FCC ID: A3LGTS6802B

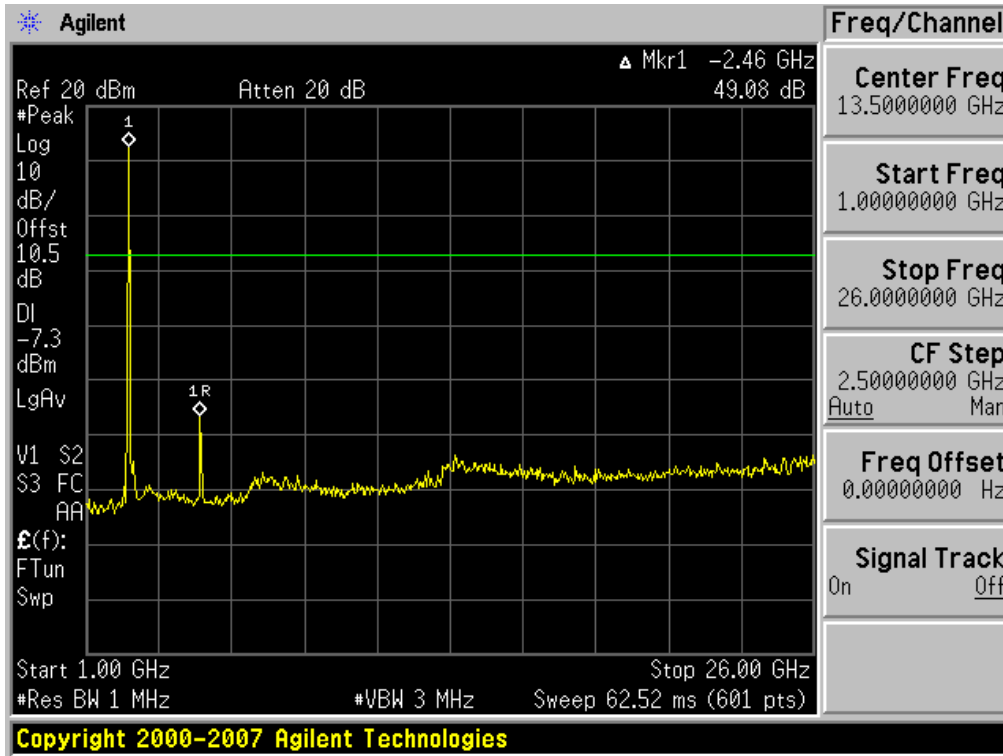
Conducted Spurious Emission (802.11n-CH1)



Conducted Spurious Emission (802.11n-CH6)



Conducted Spurious Emission (802.11n-CH11)



FCC PT.15.247 TEST REPORT		FCC CERTIFICATION REPORT		www.hct.co.kr
Test Report No. HCTR1205FR13	Date of Issue: May 07, 2012	EUT Type: 850/1900 GSM/GPRS/ WCDMA Phone with Bluetooth/WLAN and, EDGE Rx Only	FCC ID: A3LGTS6802B	

8.5 RADIATED MEASUREMENT.

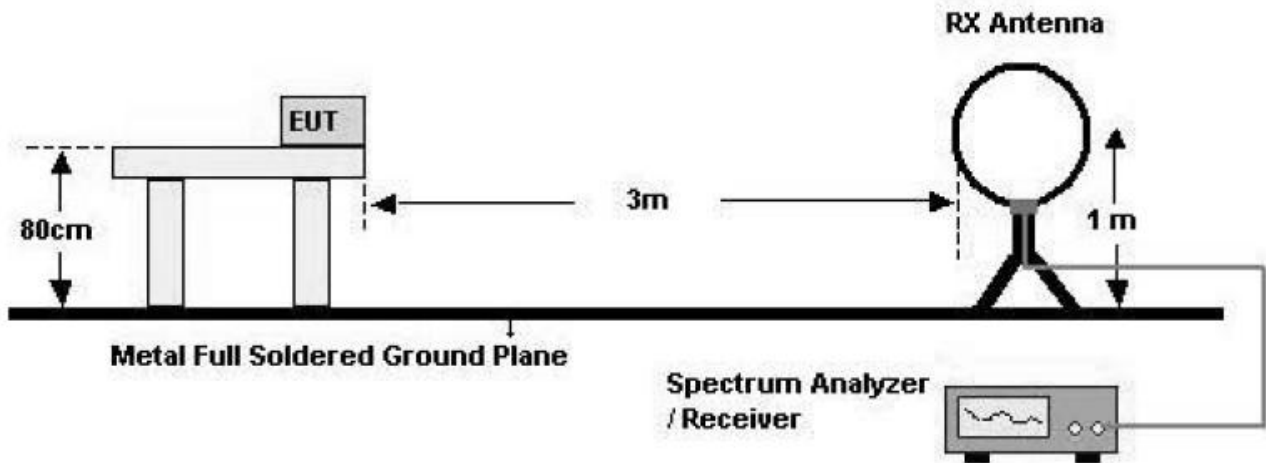
8.5.1 RADIATED SPURIOUS EMISSIONS.

Test Requirements and limit, §15.205, §15.209

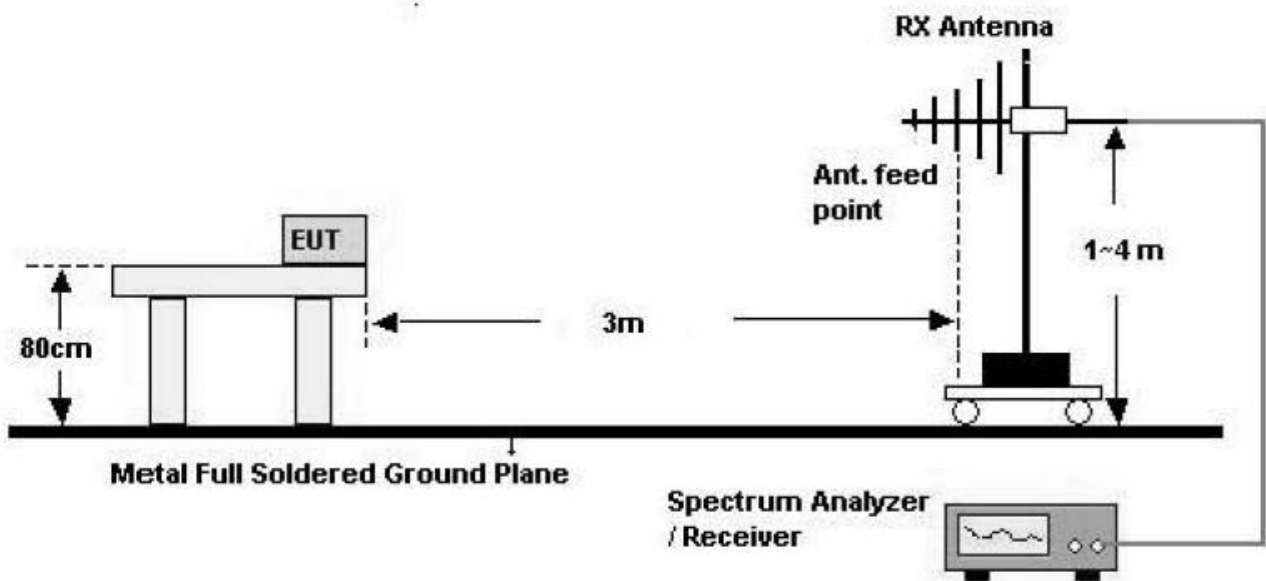
Frequency (MHz)	Field Strength (uV/m)	Measurement Distance (m)
0.009 – 0.490	2400/F(kHz)	300
0.490 – 1.705	24000/F(kHz)	30
1.705 – 30	30	30
30-88	100	3
88-216	150	3
216-960	200	3
Above 960	500	3

Test Configuration

Below 30 MHz

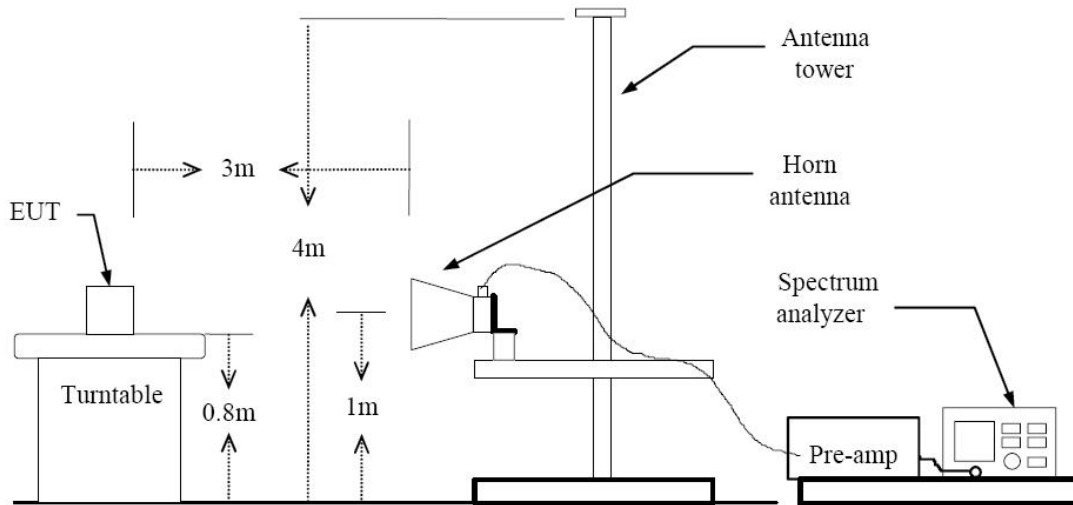


30 MHz - 1 GHz



FCC PT.15.247 TEST REPORT	FCC CERTIFICATION REPORT		www.hct.co.kr
Test Report No. HCTR1205FR13	Date of Issue: May 07, 2012	EUT Type: 850/1900 GSM/GPRS/ WCDMA Phone with Bluetooth/WLAN and, EDGE Rx Only	FCC ID: A3LGT6802B

Above 1 GHz



TEST PROCEDURE

1. The EUT is placed on a turntable, which is 0.8 m above ground plane.
2. The turntable shall be rotated for 360 degrees to determine the position of maximum emission level.
3. EUT is set 3 m away from the receiving antenna, which is varied from 1m to 4m to find out the highest emissions.
4. Maximum procedure was performed on the six highest emissions to ensure EUT compliance.
5. And also, each emission was to be maximized by changing the polarization of receiving antenna both horizontal and vertical.
6. Repeat above procedures until the measurements for all frequencies are complete.

FCC PT.15.247 TEST REPORT		FCC CERTIFICATION REPORT		www.hct.co.kr
Test Report No. HCTR1205FR13	Date of Issue: May 07, 2012	EUT Type: 850/1900 GSM/GPRS/ WCDMA Phone with Bluetooth/WLAN and, EDGE Rx Only	FCC ID: A3LGT6802B	

TEST RESULTS

9 kHz – 30MHz

Operation Mode: Normal Mode

Frequency	Reading	Ant. factor	Cable loss	Ant. POL	Total	Limit	Margin
MHz	dB μ V	dB /m	dB	(H/V)	dB μ V/m	dB μ V/m	dB
No Critical peaks found							

Notes:

1. Measuring frequencies from 9 kHz to the 30MHz.
2. The reading of emissions are attenuated more than 20 dB below the permissible limits or the field strength is too small to be measured.
3. Distance extrapolation factor = 40 log (specific distance / test distance) (dB)
4. Limit line = specific Limits (dBuV) + Distance extrapolation factor
5. We have done x, y, z planes in EUT and horizontal and vertical polarization in detecting antenna.

TEST RESULTS

Below 1 GHz

Operation Mode: Normal Mode

Frequency	Reading	Ant. factor	Cable loss	Ant. POL	Total	Limit	Margin
MHz	dB μ V	dB /m	dB	(H/V)	dB μ V/m	dB μ V/m	dB
No Critical peaks found							

Notes:

1. Measuring frequencies from 30 MHz to the 1 GHz.
2. Radiated emissions measured in frequency range from 30 MHz to 1000 MHz were made with an instrument using Quasi peak detector mode.
3. We have done x, y, z planes in EUT and horizontal and vertical polarization in detecting antenna.

Above 1 GHz

Operation Mode:	802.11 b
Transfer Rate:	1 Mbps
Operating Frequency	2412
Channel No.	01 Ch

Frequency [MHz]	Reading dBuV	AN.+CL-AMP G [dB]	ANT. POL [H/V]	Total [dBuV/m]	Limit [dBuV/m]	Margin [dB]	Detect
4824	54.30	-0.10	V	54.20	74	19.80	PK
4824	46.84	-0.10	V	46.74	54	7.26	AV
7236	48.07	10.13	V	58.20	74	15.80	PK
7236	34.72	10.13	V	44.85	54	9.15	AV
4824	55.86	-0.10	H	55.76	74	18.24	PK
4824	48.73	-0.10	H	48.63	54	5.37	AV
7236	48.56	10.13	H	58.69	74	15.31	PK
7236	34.95	10.13	H	45.08	54	8.92	AV

Notes:

1. Measuring frequencies from 1 GHz to the 10th harmonic of highest fundamental frequency.
2. Measurements above show only up to 6 maximum emissions noted, or would be lesser if no specific emissions from the EUT are recorded (ie: margin > 20 dB from the applicable limit) and considered that's already beyond the background noise floor.
3. Radiated emissions measured in frequency above 1000MHz were made with an instrument using Peak detector mode and average detector mode of the emission shown in Actual FS column.
4. Total = Reading Value + Antenna Factor + Cable Loss - Amp Gain
5. Spectrum setting:
 - a. Peak Setting 1 GHz – 26 GHz, RBW = 1 MHz, VBW = 1 MHz.
 - b. AV Setting 1 GHz – 26 GHz, RBW = 1 MHz, VBW = 10 Hz.
6. We have done 802.11b/g/n mode test. Worst case of EUT is 1 Mbps in 802.11b.
7. We have done x, y, z planes in EUT and horizontal and vertical polarization in detecting antenna.



Operation Mode: 802.11 b
 Transfer Rate: 1 Mbps
 Operating Frequency: 2437
 Channel No. 06 Ch

Frequency [MHz]	Reading dBuV	AN.+CL-AMP G [dB]	ANT. POL [H/V]	Total [dBuV/m]	Limit [dBuV/m]	Margin [dB]	Detect
4874	54.19	0.13	V	54.32	74	19.68	PK
4874	47.07	0.13	V	47.20	54	6.80	AV
7311	48.12	10.01	V	58.13	74	15.87	PK
7311	34.68	10.01	V	44.69	54	9.31	AV
4874	55.50	0.13	H	55.63	74	18.37	PK
4874	49.33	0.13	H	49.46	54	4.54	AV
7311	48.10	10.01	H	58.11	74	15.89	PK
7311	34.78	10.01	H	44.79	54	9.21	AV

Notes:

1. Measuring frequencies from 1 GHz to the 10th harmonic of highest fundamental frequency.
2. Measurements above show only up to 6 maximum emissions noted, or would be lesser if no specific emissions from the EUT are recorded (ie: margin > 20 dB from the applicable limit) and considered that's already beyond the background noise floor.
3. Radiated emissions measured in frequency above 1000MHz were made with an instrument using Peak detector mode and average detector mode of the emission shown in Actual FS column.
4. Total = Reading Value + Antenna Factor + Cable Loss - Amp Gain
5. Spectrum setting:
 - a. Peak Setting 1 GHz – 26 GHz, RBW = 1 MHz, VBW = 1 MHz.
 - b. AV Setting 1 GHz – 26 GHz, RBW = 1 MHz, VBW = 10 Hz.
6. We have done 802.11b/g/n mode test. Worst case of EUT is 1 Mbps in 802.11b.
7. We have done x, y, z planes in EUT and horizontal and vertical polarization in detecting antenna.

FCC PT.15.247 TEST REPORT	FCC CERTIFICATION REPORT		www.hct.co.kr
Test Report No. HCTR1205FR13	Date of Issue: May 07, 2012	EUT Type: 850/1900 GSM/GPRS/ WCDMA Phone with Bluetooth/WLAN and, EDGE Rx Only	FCC ID: A3LGTS6802B



Operation Mode: 802.11 b
 Transfer Rate: 1 Mbps
 Operating Frequency: 2462
 Channel No. 11 Ch

Frequency [MHz]	Reading dBuV	AN.+CL-AMP G [dB]	ANT. POL [H/V]	Total [dBuV/m]	Limit [dBuV/m]	Margin [dB]	Detect
4924	53.08	0.45	V	53.53	74	20.47	PK
4924	45.36	0.45	V	45.81	54	8.19	AV
7386	47.07	10.17	V	57.24	74	16.76	PK
7386	34.12	10.17	V	44.29	54	9.71	AV
4924	53.90	0.45	H	54.35	74	19.65	PK
4924	47.87	0.45	H	48.32	54	5.68	AV
7386	48.22	10.17	H	58.39	74	15.61	PK
7386	34.13	10.17	H	44.30	54	9.70	AV

Notes:

1. Measuring frequencies from 1 GHz to the 10th harmonic of highest fundamental frequency.
2. Measurements above show only up to 6 maximum emissions noted, or would be lesser if no specific emissions from the EUT are recorded (ie: margin > 20 dB from the applicable limit) and considered that's already beyond the background noise floor.
3. Radiated emissions measured in frequency above 1000MHz were made with an instrument using Peak detector mode and average detector mode of the emission shown in Actual FS column.
4. Total = Reading Value + Antenna Factor + Cable Loss - Amp Gain
5. Spectrum setting:
 - a. Peak Setting 1 GHz – 26 GHz, RBW = 1 MHz, VBW = 1 MHz.
 - b. AV Setting 1 GHz – 26 GHz, RBW = 1 MHz, VBW = 10 Hz.
6. We have done 802.11b/g/n mode test. Worst case of EUT is 1 Mbps in 802.11b.
7. We have done x, y, z planes in EUT and horizontal and vertical polarization in detecting antenna.

FCC PT.15.247 TEST REPORT		FCC CERTIFICATION REPORT		www.hct.co.kr
Test Report No. HCTR1205FR13	Date of Issue: May 07, 2012	EUT Type: 850/1900 GSM/GPRS/ WCDMA Phone with Bluetooth/WLAN and, EDGE Rx Only		FCC ID: A3LGTS6802B

8.5.2 RADIATED RESTRICTED BAND EDGES

Test Requirements and limit, §15.247(d) §15.205, §15.209

In any 100 kHz bandwidth outside the frequency band in which the spread spectrum is operating, the radio frequency power that is produced by the intentional radiator shall be at least 20 dB below that in the 100 kHz bandwidth within the band that contains the highest level of the desired power, based on either an RF conducted or a radiated measurement. Attenuation below the general limits specified in Section 15.209(a) is not required. In addition, radiated emissions which fall in the restricted bands, as defined in Section 15.205(a), must also comply with the radiated emission limits specified in section 15.209(a) (See section 15.205(c)).

Operation Mode:	802.11g
Transfer Rate:	6 Mbps
Operating Frequency	2412 MHz, 2462 MHz
Channel No.	01 Ch, 11 Ch

Frequency [MHz]	Reading dBuV	AN.+CL [dB]	ANT. POL [H/V]	Total [dBuV/m]	Limit [dBuV/m]	Margin [dB]	Detect
2390.0	24.96	33.86	H	58.82	74	15.18	PK
2390.0	11.16	33.86	H	45.02	54	8.98	AV
2390.0	25.10	33.86	V	58.96	74	15.04	PK
2390.0	11.20	33.86	V	45.06	54	8.94	AV
2483.5	24.75	34.02	H	58.77	74	15.23	PK
2483.5	11.13	34.02	H	45.15	54	8.85	AV
2483.5	24.25	34.02	V	58.27	74	15.73	PK
2483.5	11.18	34.02	V	45.20	54	8.80	AV

Notes:

- Total = Reading Value + Antenna Factor + Cable Loss
- Spectrum setting:
 - Peak Setting 1 GHz – 26 GHz, RBW = 1 MHz, VBW = 1 MHz.
 - AV Setting 1 GHz – 26 GHz, RBW = 1 MHz, VBW = 10 Hz.
- We have done 802.11b/g/n mode test. . Worst case of EUT is 6 Mbps in 802.11g
- We have done x, y, z planes in EUT and horizontal and vertical polarization in detecting antenna.

FCC PT.15.247 TEST REPORT	FCC CERTIFICATION REPORT		www.hct.co.kr
Test Report No. HCTR1205FR13	Date of Issue: May 07, 2012	EUT Type: 850/1900 GSM/GPRS/ WCDMA Phone with Bluetooth/WLAN and, EDGE Rx Only	FCC ID: A3LGTS6802B

8.6 POWERLINE CONDUCTED EMISSIONS

Test Requirements and limit, §15.207

For an intentional radiator which is designed to be connected to the public utility (AC) power line, the radio frequency voltage that is conducted back onto the AC power line on any frequency or frequencies within the band 150 kHz to 30 MHz shall not exceed 250 microvolts (The limit decreases linearly with the logarithm of the frequency in the range 0.15 MHz to 0.50 MHz). The limits at specific frequency range is listed as follows:

Frequency Range (MHz)	Limits (dBµV)	
	Quasi-peak	Average
0.15 to 0.50	66 to 56	56 to 46
0.50 to 5	56	46
5 to 30	60	50

Compliance with this provision shall be based on the measurement of the radio frequency voltage between each power line (LINE and NEUTRAL) and ground at the power terminals.

Test Configuration

See test photographs attached in Appendix 1 for the actual connections between EUT and support equipment.

TEST PROCEDURE

1. The EUT is placed on a wooden table 80 cm above the reference ground plane.
2. The EUT is connected via LISN to a test power supply.
3. The measurement results are obtained as described below:
4. Detectors – Quasi Peak and Average Detector.
5. We are performed the AC Power Line Conducted Emission test for 54 Mbps, Ch.11 and 802.11g. Because 802.11g mode is worst case.

FCC PT.15.247 TEST REPORT	FCC CERTIFICATION REPORT		www.hct.co.kr
Test Report No. HCTR1205FR13	Date of Issue: May 07, 2012	EUT Type: 850/1900 GSM/GPRS/ WCDMA Phone with Bluetooth/WLAN and, EDGE Rx Only	FCC ID: A3LGTS6802B

■ RESULT PLOTS

Conducted Emissions (Line 1)

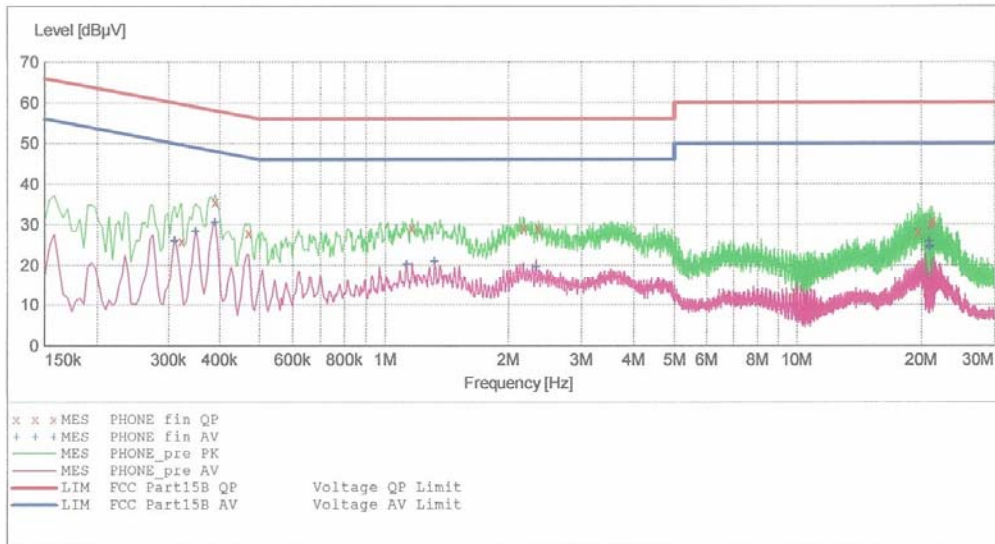
HCT

EMC

EUT: GT-S6802B
 Manufacturer: SAMSUNG
 Operating Condition: WLAN MODE
 Test Site: SHIELD ROOM
 Operator: JS LEE
 Test Specification: FCC PART15 CLASS B
 Comment: N

SCAN TABLE: "FCC PART 15 B(N)"

Short Description:			FCC PART 15 CLASS B			
Start	Stop	Step	Detector	Meas. Time	IF Bandw.	Transducer
150.0 kHz	500.0 kHz	4.0 kHz	MaxPeak	10.0 ms	9 kHz	None
			Average			
500.0 kHz	5.0 MHz	4.0 kHz	MaxPeak	10.0 ms	9 kHz	None
			Average			
5.0 MHz	30.0 MHz	4.0 kHz	MaxPeak	10.0 ms	9 kHz	None
			Average			



MEASUREMENT RESULT: "PHONE_fin_QP"

5/4/2012 9:37PM

Frequency MHz	Level dBµV	Transd dB	Limit dBµV	Margin dB	Line	PE
0.322010	25.90	10.0	60	33.8	---	---
0.390010	35.60	10.1	58	22.5	---	---
0.470010	28.00	10.0	57	28.5	---	---
1.164000	29.20	10.1	56	26.8	---	---
2.176000	29.10	10.2	56	26.9	---	---
2.368000	29.10	10.2	56	26.9	---	---
19.632000	28.30	11.4	60	31.7	---	---
21.040000	30.20	11.5	60	29.8	---	---
21.196000	30.90	11.5	60	29.1	---	---

FCC PT.15.247 TEST REPORT	FCC CERTIFICATION REPORT		www.hct.co.kr
Test Report No. HCTR1205FR13	Date of Issue: May 07, 2012	EUT Type: 850/1900 GSM/GPRS/ WCDMA Phone with Bluetooth/WLAN and, EDGE Rx Only	FCC ID: A3LGT6802B

MEASUREMENT RESULT: "PHONE_fin AV"

5/4/2012 9:37PM

Frequency MHz	Level dBμV	Transd dB	Limit dBμV	Margin dB	Line	PE
0.310010	25.90	10.0	50	24.1	---	---
0.350010	28.40	10.1	49	20.5	---	---
0.390010	30.60	10.1	48	17.5	---	---
1.128000	20.30	10.1	46	25.7	---	---
1.320000	21.00	10.2	46	25.0	---	---
2.336000	19.60	10.2	46	26.4	---	---
20.884000	25.80	11.5	50	24.2	---	---
20.920000	24.30	11.5	50	25.7	---	---
20.960000	24.70	11.5	50	25.3	---	---

FCC PT.15.247 TEST REPORT		FCC CERTIFICATION REPORT		www.hct.co.kr
Test Report No. HCTR1205FR13	Date of Issue: May 07, 2012	EUT Type: 850/1900 GSM/GPRS/ WCDMA Phone with Bluetooth/WLAN and, EDGE Rx Only	FCC ID: A3LGTS6802B	

Conducted Emissions (Line 2)

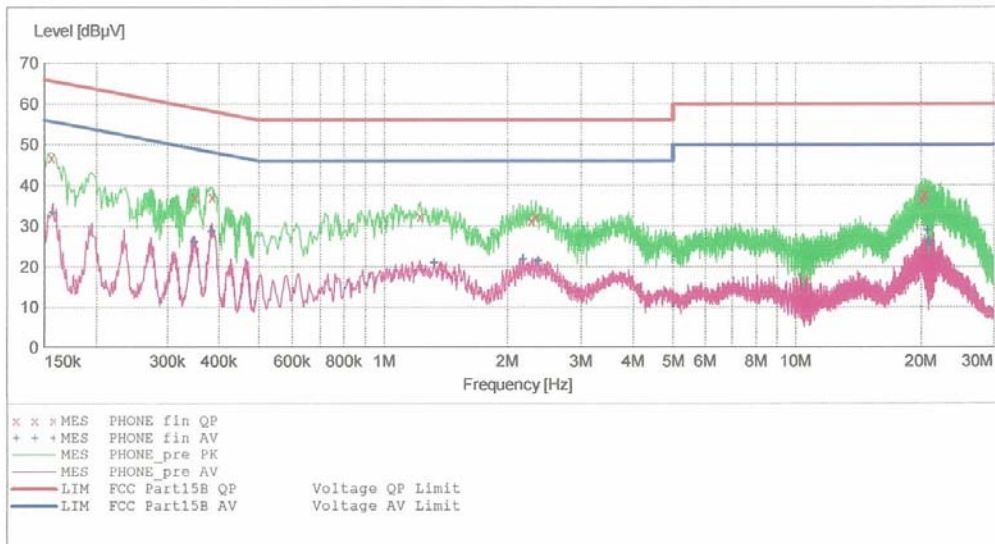
HCT

EMC

EUT: GT-S6802B
 Manufacturer: SAMSUNG
 Operating Condition: WLAN MODE
 Test Site: SHIELD ROOM
 Operator: JS LEE
 Test Specification: FCC PART15 CLASS B
 Comment: H

SCAN TABLE: "FCC PART 15 B(H)"

Short Description:			FCC PART 15 CLASS B			
Start	Stop	Step	Detector	Meas. Time	IF Bandw.	Transducer
150.0 kHz	500.0 kHz	1.0 kHz	MaxPeak	10.0 ms	9 kHz	None
			Average			
500.0 kHz	5.0 MHz	4.0 kHz	MaxPeak	10.0 ms	9 kHz	None
			Average			
5.0 MHz	30.0 MHz	4.0 kHz	MaxPeak	10.0 ms	9 kHz	None
			Average			



MEASUREMENT RESULT: "PHONE_fin_QP"

5/4/2012 9:25PM

Frequency MHz	Level dBµV	Transd dB	Limit dBµV	Margin dB	Line	PE
0.156010	46.80	10.0	66	18.9	---	---
0.350010	37.20	10.1	59	21.7	---	---
0.386010	37.20	10.1	58	20.9	---	---
1.228000	32.30	10.2	56	23.7	---	---
2.288000	31.30	10.2	56	24.7	---	---
2.344000	32.30	10.2	56	23.7	---	---
20.064000	36.60	11.5	60	23.4	---	---
20.300000	37.70	11.5	60	22.3	---	---
20.500000	38.10	11.5	60	21.9	---	---

FCC PT.15.247 TEST REPORT		FCC CERTIFICATION REPORT		www.hct.co.kr
Test Report No. HCTR1205FR13	Date of Issue: May 07, 2012	EUT Type: 850/1900 GSM/GPRS/ WCDMA Phone with Bluetooth/WLAN and, EDGE Rx Only		FCC ID: A3LGT6802B

MEASUREMENT RESULT: "PHONE_fin AV"

5/4/2012 9:25PM

Frequency MHz	Level dBμV	Transd dB	Limit dBμV	Margin dB	Line	PE
0.157010	33.30	10.0	56	22.3	---	---
0.349010	26.10	10.1	49	22.8	---	---
0.385010	28.70	10.1	48	19.5	---	---
1.328000	21.00	10.2	46	25.0	---	---
2.184000	21.70	10.2	46	24.3	---	---
2.380000	21.40	10.2	46	24.6	---	---
20.732000	28.90	11.6	50	21.1	---	---
20.892000	26.20	11.6	50	23.8	---	---
20.932000	26.00	11.6	50	24.0	---	---

FCC PT.15.247 TEST REPORT		FCC CERTIFICATION REPORT		www.hct.co.kr
Test Report No. HCTR1205FR13	Date of Issue: May 07, 2012	EUT Type: 850/1900 GSM/GPRS/ WCDMA Phone with Bluetooth/WLAN and, EDGE Rx Only		FCC ID: A3LGTS6802B

9. LIST OF TEST EQUIPMENT

Manufacturer	Model / Equipment	Calibration Interval	Calibration Due	Serial No.
Rohde & Schwarz	ESH2-Z5/ LISN	Annual	02/03/2013	861741/013
Schwarzbeck	VULB 9168/ TRILOG Antenna	Biennial	02/09/2013	200
Rohde & Schwarz	ESI 40 / EMI TEST RECEIVER	Annual	05/26/2012	831564103
Agilent	E4440A/ Spectrum Analyzer	Annual	05/02/2013	US45303008
Agilent	N9020A/ SIGNAL ANALYZER	Annual	09/23/2012	MY51110020
HD	MA240/ Antenna Position Tower	N/A	N/A	556
EMCO	1050/ Turn Table	N/A	N/A	114
HD GmbH	HD 100/ Controller	N/A	N/A	13
HD GmbH	KMS 560/ SlideBar	N/A	N/A	12
Rohde & Schwarz	ESH3-Z2/ PULSE LIMITER	Annual	08/01/2012	375.8810.352
Rohde & Schwarz	SCU-18/ Signal Conditioning Unit	Annual	09/19/2012	10094
MITEQ	AFS44-00102650-42-10P-44-PS/ POWER AMP	Annual	09/23/2012	1532439
Schwarzbeck	BBHA 9120D/ Horn Antenna	Biennial	10/17/2013	937
Schwarzbeck	BBHA9170 / Horn Antenna(15 GHz ~ 40 GHz)	Biennial	10/26/2012	BBHA9170342
Rohde & Schwarz	FSP / Spectrum Analyzer	Annual	02/09/2013	839117/011
Agilent	E4416A /Power Meter	Annual	11/07/2012	GB41291412
Agilent	E9327A /POWER SENSOR	Annual	05/02/2013	MY4442009
Wainwright Instrument	WHF3.3/18G-10EF / High Pass Filter	Annual	05/02/2013	1
Wainwright Instrument	WRCJ2400/2483.5-2370/2520-60/14SS / Band Reject Filter	Annual	05/02/2013	1
Hewlett Packard	11636B/Power Divider	Annual	11/07/2012	11377
Hewlett Packard	11667B / Power Splitter	Annual	11/04/2012	10126
DIGITAL	EP-3010 /DC POWER SUPPLY	Annual	11/07/2012	3110117
ITECH	IT6720 / DC POWER SUPPLY	Annual	11/07/2012	010002156287001199
TESCOM	TC-3000C / BLUETOOTH TESTER	Annual	11/14/2012	3000C000276
Rohde & Schwarz	CBT / BLUETOOTH TESTER	Annual	05/02/2013	100422
EMCO	6502.LOOP ANTENNA	Biennial	01/11/2014	9009-2536
MITEQ	AMF-6D-001180-35-20P/ POWER AMP	Annual	12/26/2012	990893
Agilent	8493C / Attenuator(10 dB)	Annual	09/23/2012	76649

FCC PT.15.247 TEST REPORT	FCC CERTIFICATION REPORT		www.hct.co.kr
Test Report No. HCTR1205FR13	Date of Issue: May 07, 2012	EUT Type: 850/1900 GSM/GPRS/ WCDMA Phone with Bluetooth/WLAN and, EDGE Rx Only	FCC ID: A3LGT6802B