




# APPENDIX D: SAR TEST SETUP PHOTOGRAPHS



<b>FCC ID:</b> A3LGTS6500T		<b>SAR EVALUATION REPORT</b>		<b>Reviewed by:</b> Quality Manager
<b>Test Dates:</b> 04/16/12 - 04/18/12	<b>EUT Type:</b> Portable Handset			Page D1 of D6




**SAR Test Setup Photo 1: Right Touch**



**SAR Test Setup Photo 2: Right Tilt**



FCC ID: A3LGTS6500T		SAR EVALUATION REPORT		Reviewed by: Quality Manager
Test Dates: 04/16/12 - 04/18/12	EUT Type: Portable Handset			Page D2 of D6



**SAR Test Setup Photo 3: Left Touch**




**SAR Test Setup Photo 4: Left Tilt**



FCC ID: A3LGTS6500T		SAR EVALUATION REPORT		Reviewed by: Quality Manager
Test Dates: 04/16/12 - 04/18/12	EUT Type: Portable Handset			Page D3 of D6



**SAR Test Setup Photo 5: Back at 1.0 cm**




**SAR Test Setup Photo 6: Front at 1.0 cm**



<b>FCC ID:</b> A3LGTS6500T		<b>SAR EVALUATION REPORT</b>		<b>Reviewed by:</b> Quality Manager
<b>Test Dates:</b> 04/16/12 - 04/18/12	<b>EUT Type:</b> Portable Handset	Page D4 of D6		



**SAR Test Setup Photo 7: Bottom at 1.0 cm**




**SAR Test Setup Photo 8: Right at 1.0 cm**

FCC ID: A3LGTS6500T		SAR EVALUATION REPORT		Reviewed by: Quality Manager
Test Dates: 04/16/12 - 04/18/12	EUT Type: Portable Handset			Page D5 of D6





**SAR Test Setup Photo 9: Left at 1.0 cm**



**SAR Test Setup Photo 10: Body-Worn at 1.0 cm**

**Note:** Headset Cable is connected to the device during body-worn SAR assessment, as seen above.

FCC ID: A3LGTS6500T		SAR EVALUATION REPORT		Reviewed by: Quality Manager
Test Dates: 04/16/12 - 04/18/12	EUT Type: Portable Handset			Page D6 of D6