



10. SETUP PHOTOS

ANTENNA PORT CONDUCTED RF MEASUREMENT SETUP




RADIATED RF MEASUREMENT SETUP FOR PORTABLE CONFIGURATION


X-AXIS PHOTO




Y-AXIS PHOTO




Z-AXIS PHOTO



Y-AXIS WITH HEADSET AND AC ADAPTER PHOTO



ENVIRONMENTAL CHAMBER



END OF REPORT