







**Figure 19-1
SAR Test Setup Photo 1**




**Figure 19-2
SAR Test Setup Photo 2**

| | | | |
|--------------------------------------|---|--|---|
| FCC ID: A3LGTS5510T |  | SAR COMPLIANCE REPORT |  Reviewed by: Quality Manager |
| Filename: OY1002120262.A3L | Test Dates: 02/11/2010 – 02/15/2010 | EUT Type: 850/1900 GSM/GPRS/EDGE and 850 WCDMA/HSDPA Phone with BT | Page 31 of 33 |



**Figure 19-3
SAR Test Setup Photo 3**



**Figure 19-4
SAR Test Setup Photo 4**





| | | | | |
|--------------------------------------|---|--|---|--|
| FCC ID: A3LGT5510T |  | SAR COMPLIANCE REPORT |  | Reviewed by: Quality Manager |
| Filename: 0Y1002120262.A3L | Test Dates: 02/11/2010 – 02/15/2010 | EUT Type: 850/1900 GSM/GPRS/EDGE and 850 WCDMA/HSDPA Phone with BT | | Page 32 of 33 |



Figure 19-5
SAR Test Setup Photo 5



Figure 19-6
SAR Test Setup Photo 6

| | | | | |
|--------------------------------------|---|--|---|--|
| FCC ID: A3LGT5510T |  | SAR COMPLIANCE REPORT |  | Reviewed by: Quality Manager |
| Filename: 0Y1002120262.A3L | Test Dates: 02/11/2010 – 02/15/2010 | EUT Type: 850/1900 GSM/GPRS/EDGE and 850 WCDMA/HSDPA Phone with BT | | Page 33 of 33 |