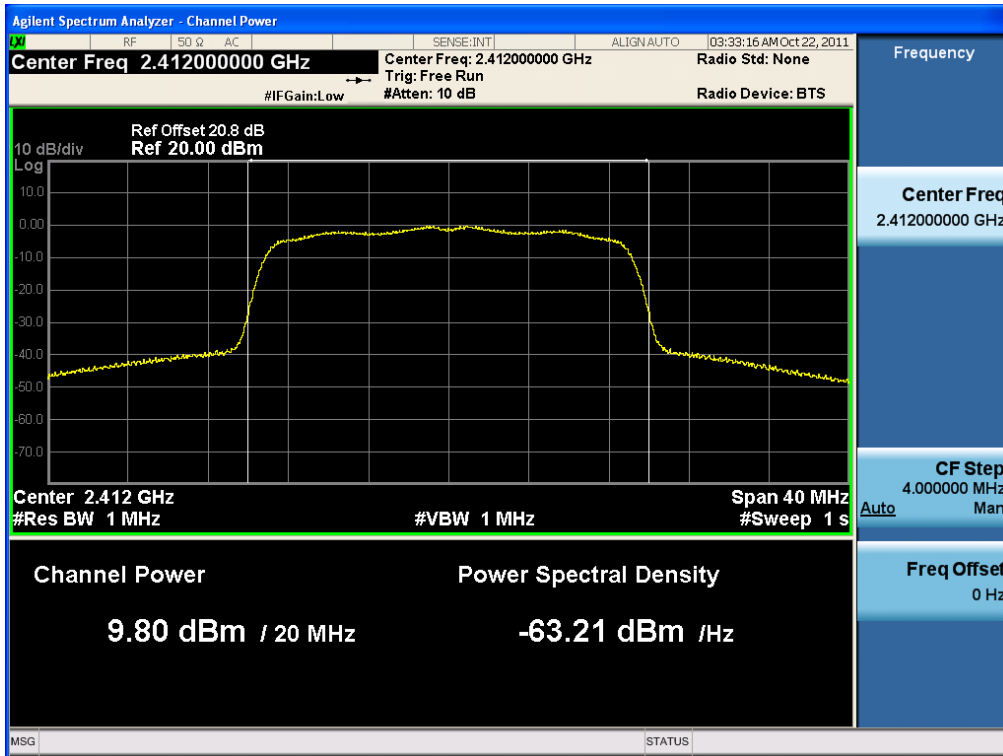


Conducted Output Power (802.11n-CH 1) 12Mbps

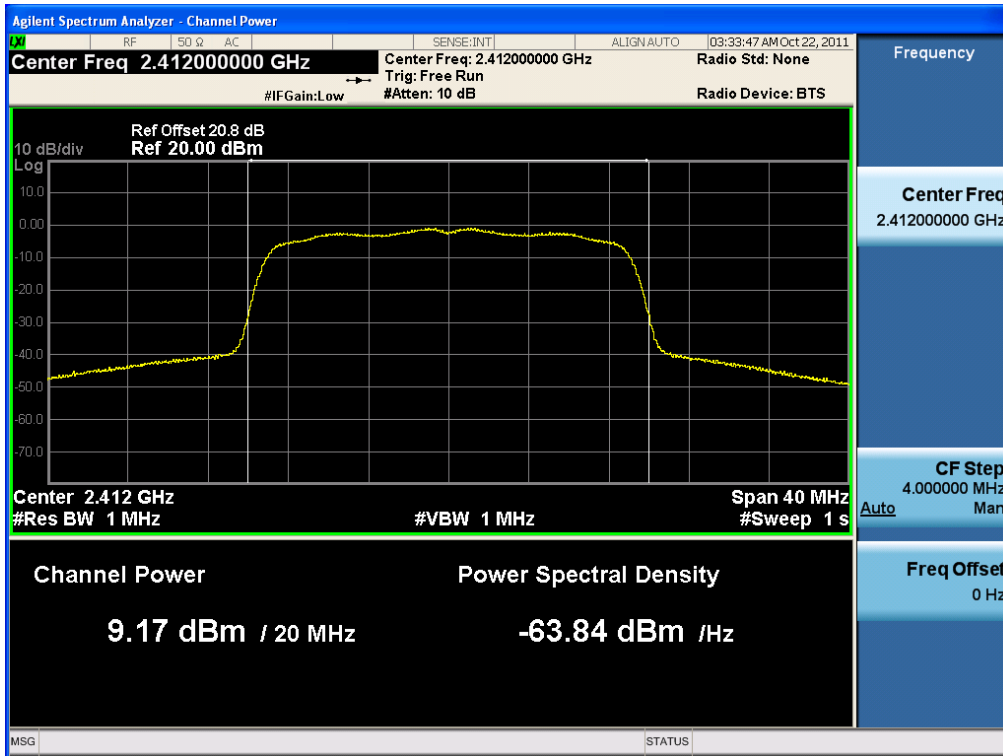


Conducted Output Power (802.11n-CH 1) 18Mbps

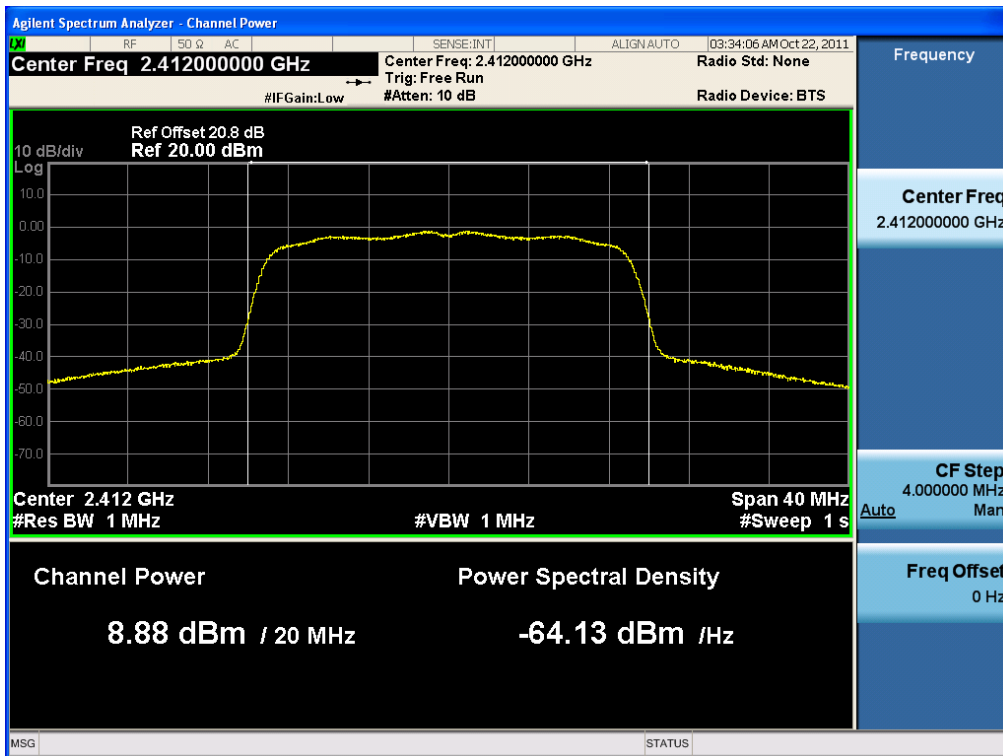


FCC PT.15.247 TEST REPORT	FCC CERTIFICATION REPORT		www.hct.co.kr
Test Report No. HCTR1110FR10	Date of Issue: October 26, 2011	EUT Type: 850/1900 GSM/GPRS Phone with Bluetooth, WLAN and EDGE Rx Only	FCC ID: A3LGT5369

Conducted Output Power (802.11n-CH 1) 24Mbps

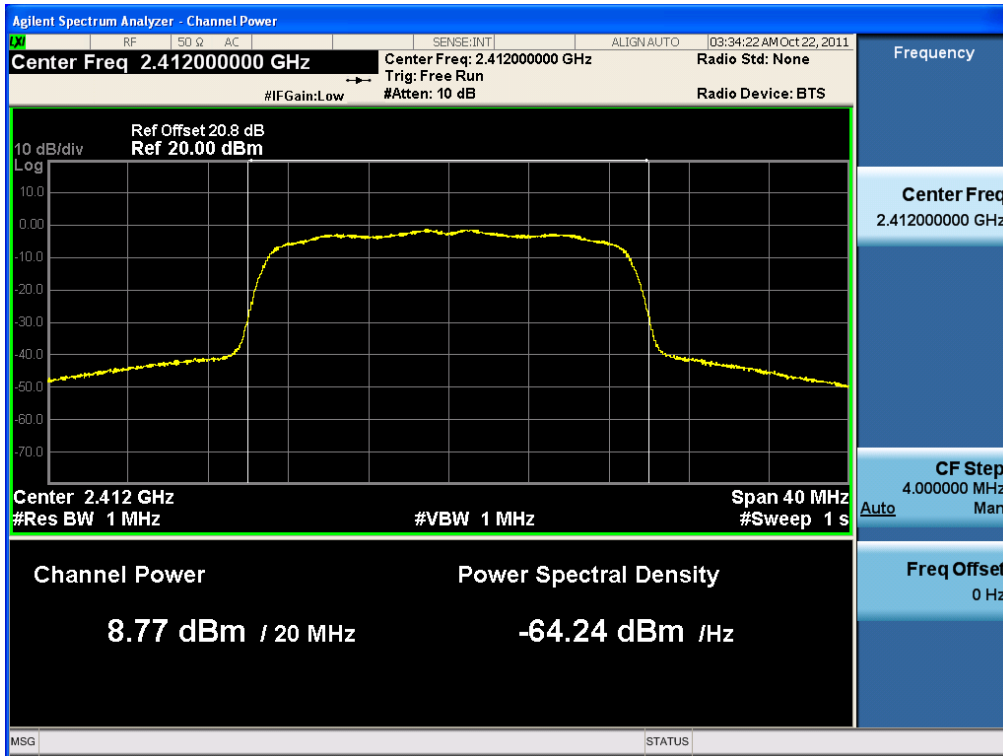


Conducted Output Power (802.11n-CH 1) 36Mbps

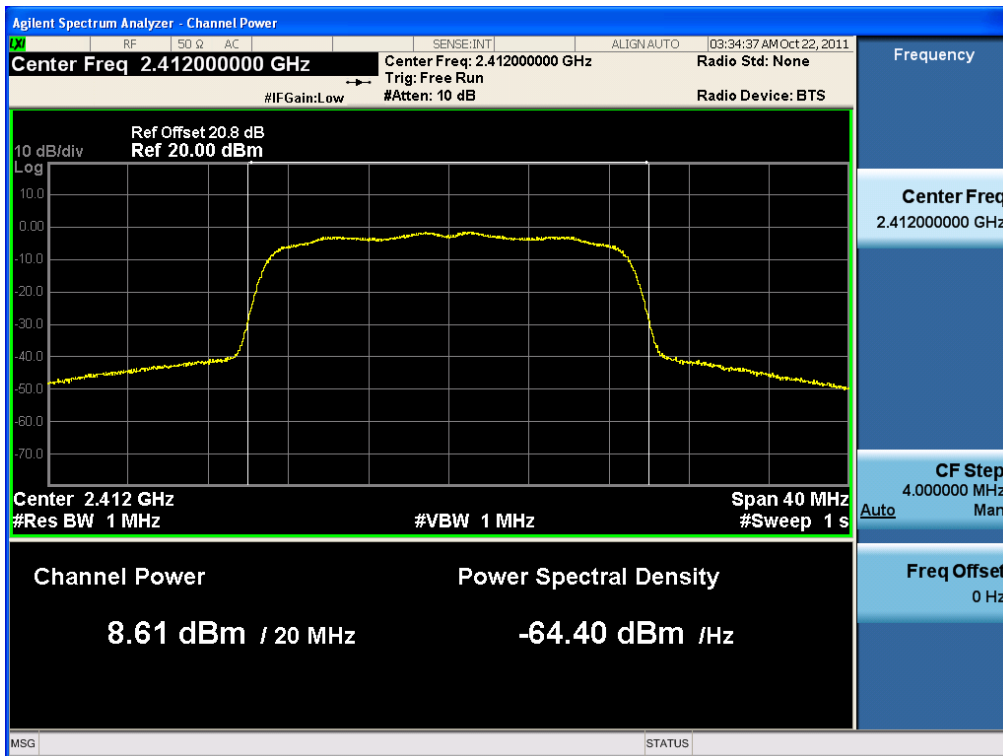


FCC PT.15.247 TEST REPORT	FCC CERTIFICATION REPORT		www.hct.co.kr
Test Report No. HCTR1110FR10	Date of Issue: October 26, 2011	EUT Type: 850/1900 GSM/GPRS Phone with Bluetooth, WLAN and EDGE Rx Only	FCC ID: A3LGT5369

Conducted Output Power (802.11n-CH 1) 48Mbps

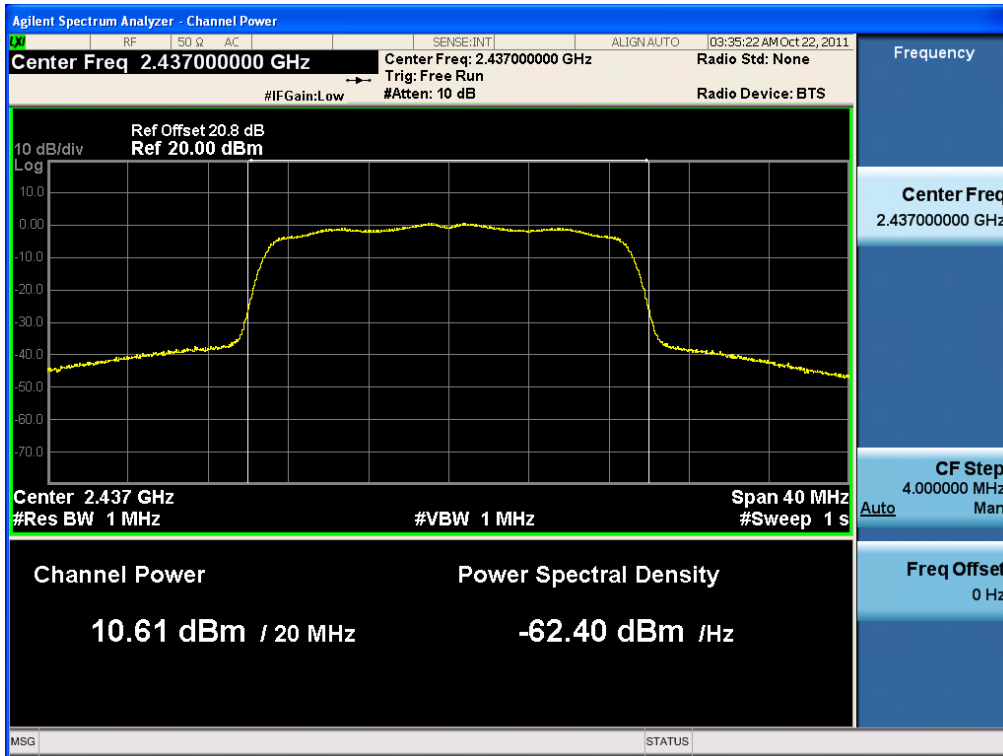


Conducted Output Power (802.11n-CH 1) 54Mbps

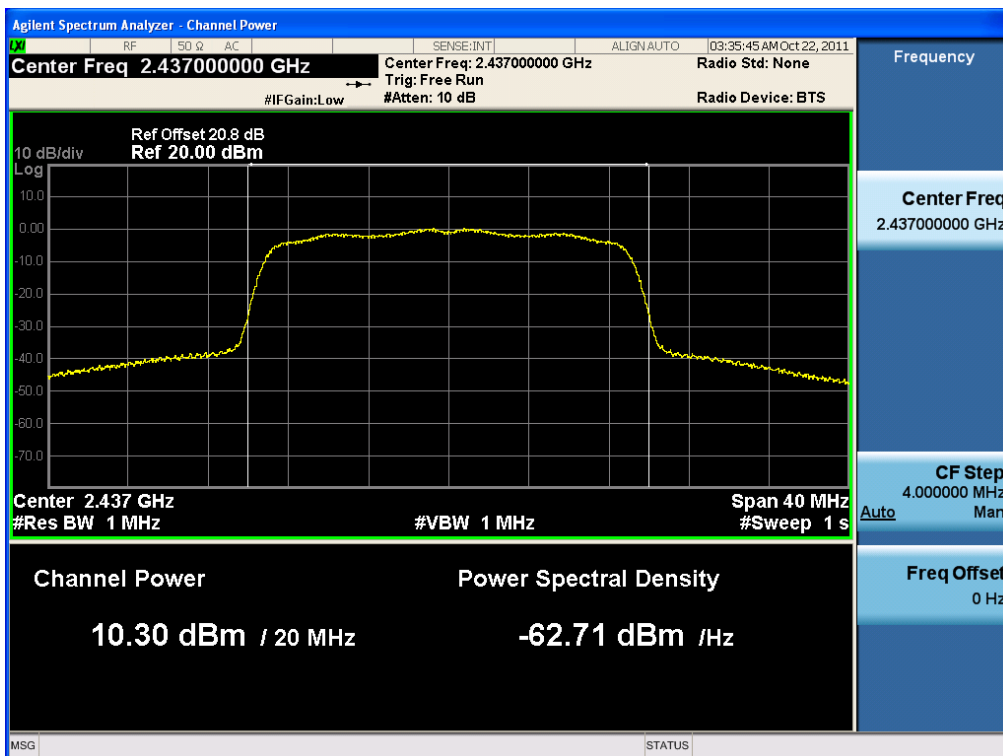


FCC PT.15.247 TEST REPORT	FCC CERTIFICATION REPORT		www.hct.co.kr
Test Report No. HCTR1110FR10	Date of Issue: October 26, 2011	EUT Type: 850/1900 GSM/GPRS Phone with Bluetooth, WLAN and EDGE Rx Only	FCC ID: A3LGT5369

Conducted Output Power (802.11n-CH 6) 6Mbps

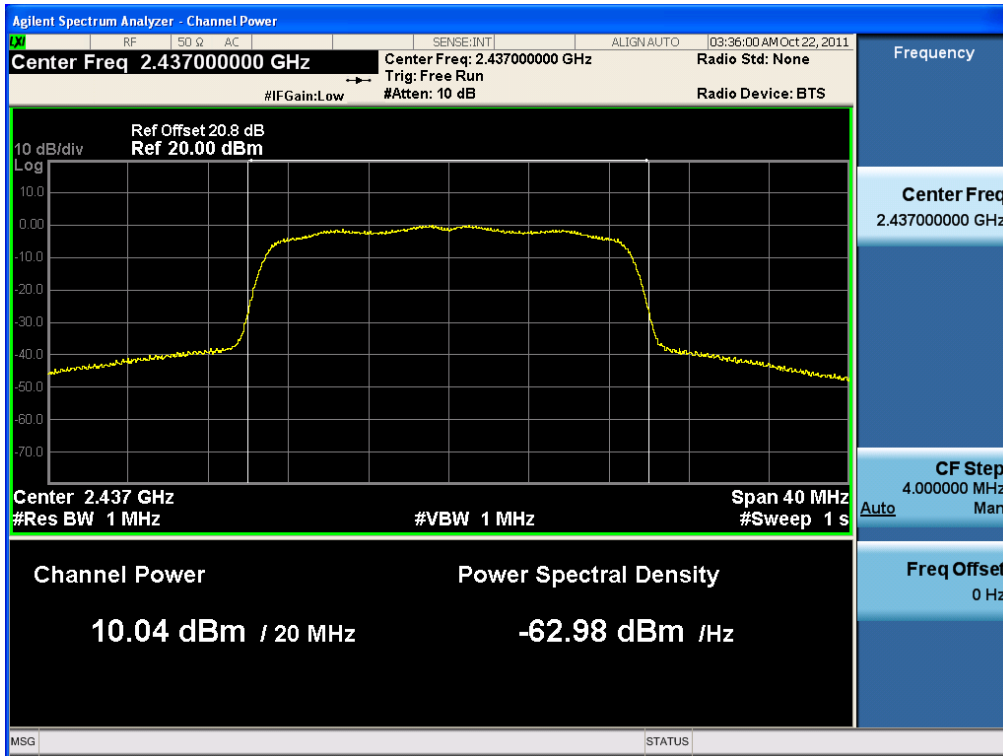


Conducted Output Power (802.11n-CH 6) 9Mbps

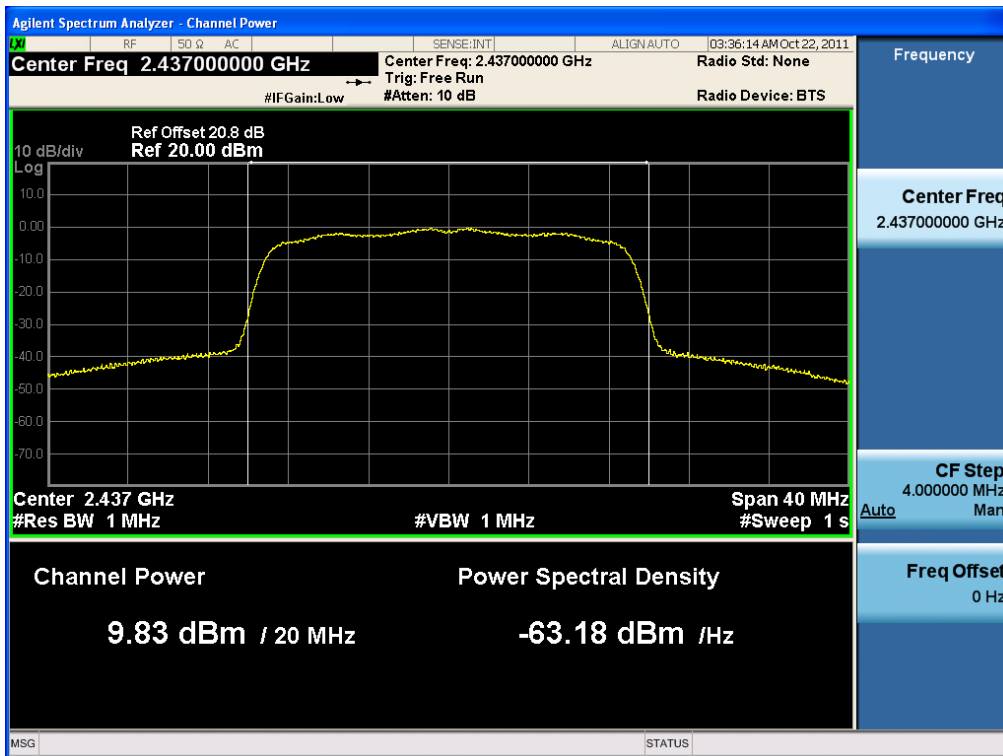


FCC PT.15.247 TEST REPORT	FCC CERTIFICATION REPORT		www.hct.co.kr
Test Report No. HCTR1110FR10	Date of Issue: October 26, 2011	EUT Type: 850/1900 GSM/GPRS Phone with Bluetooth, WLAN and EDGE Rx Only	FCC ID: A3LGT5369

Conducted Output Power (802.11n-CH 6) 12Mbps

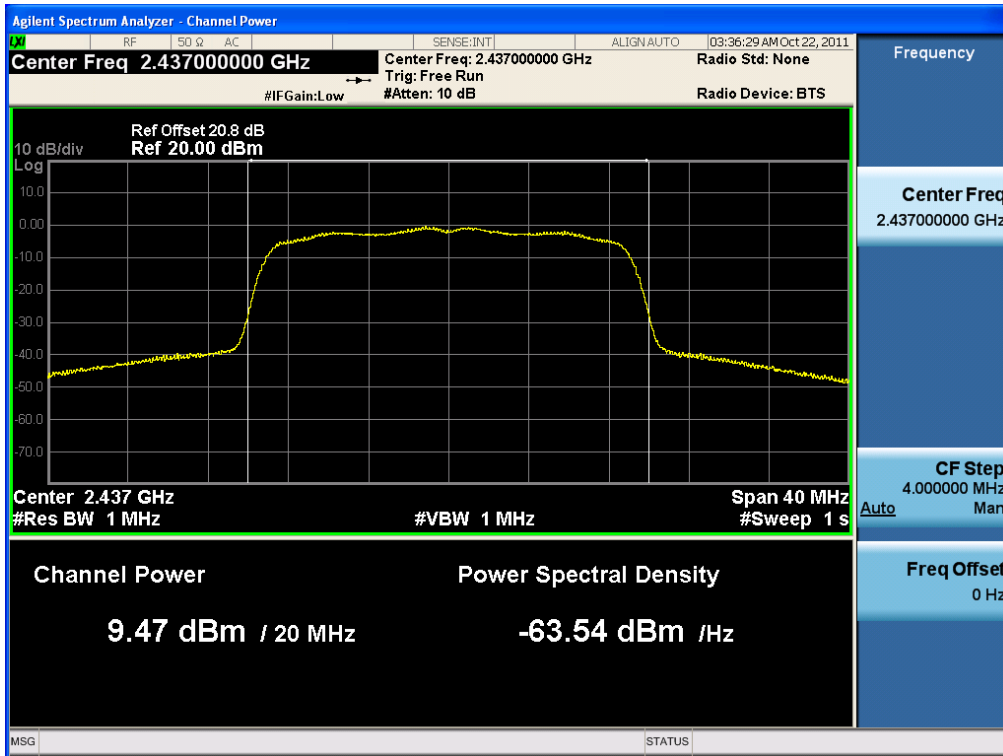


Conducted Output Power (802.11n-CH 6) 18Mbps

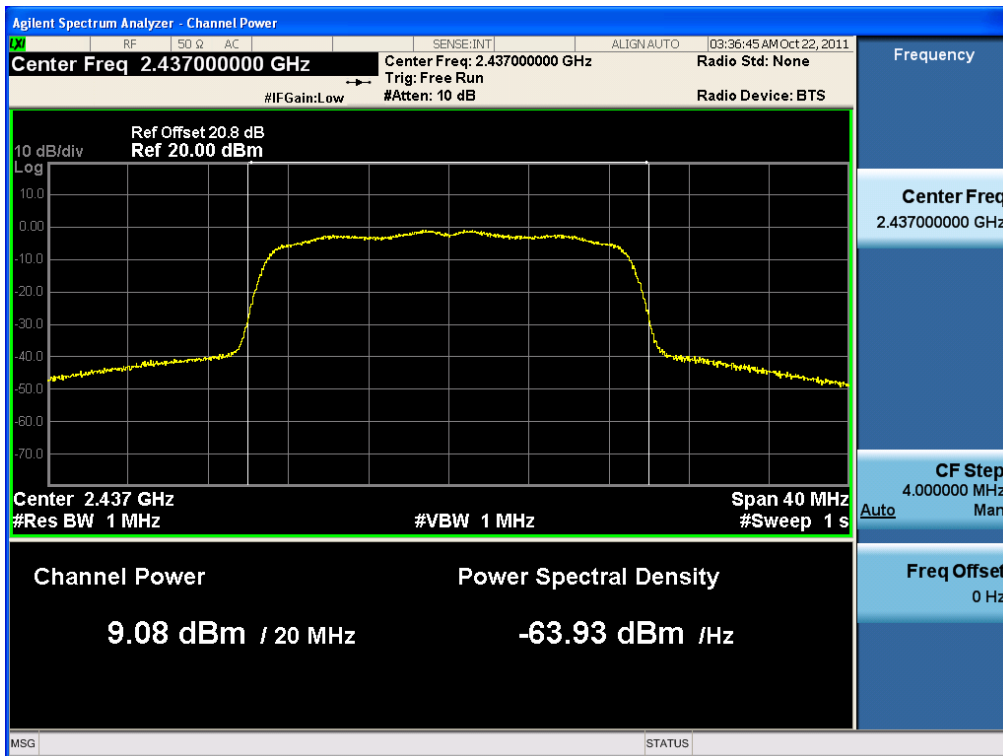


FCC PT.15.247 TEST REPORT	FCC CERTIFICATION REPORT		www.hct.co.kr
Test Report No. HCTR1110FR10	Date of Issue: October 26, 2011	EUT Type: 850/1900 GSM/GPRS Phone with Bluetooth, WLAN and EDGE Rx Only	FCC ID: A3LGT5369

Conducted Output Power (802.11n-CH 6) 24Mbps

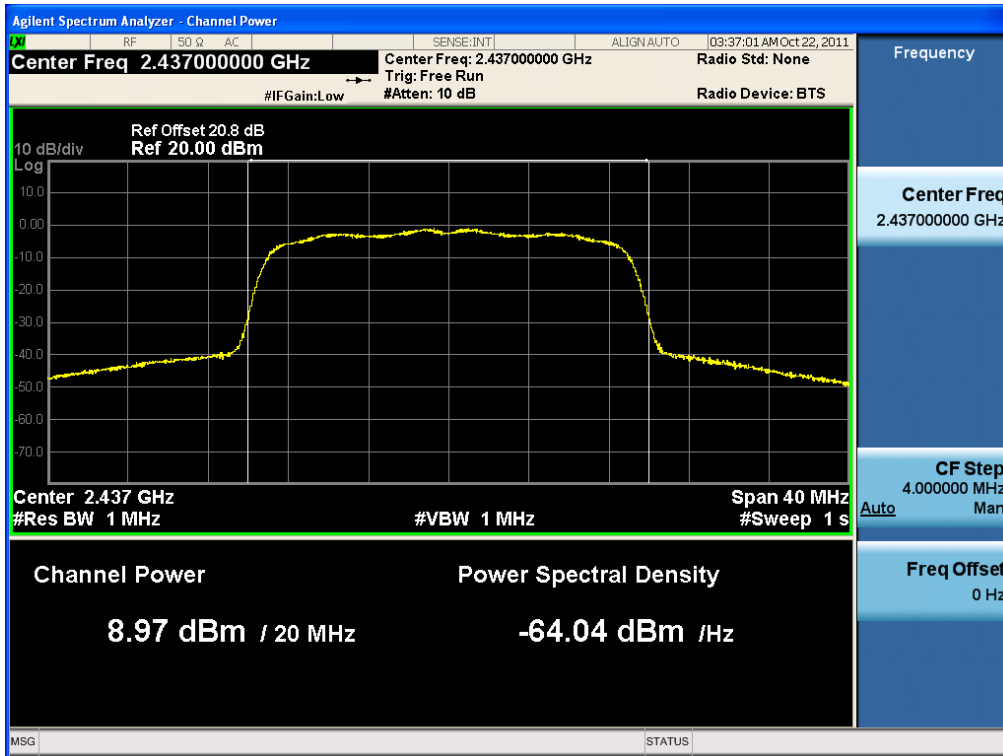


Conducted Output Power (802.11n-CH 6) 36Mbps

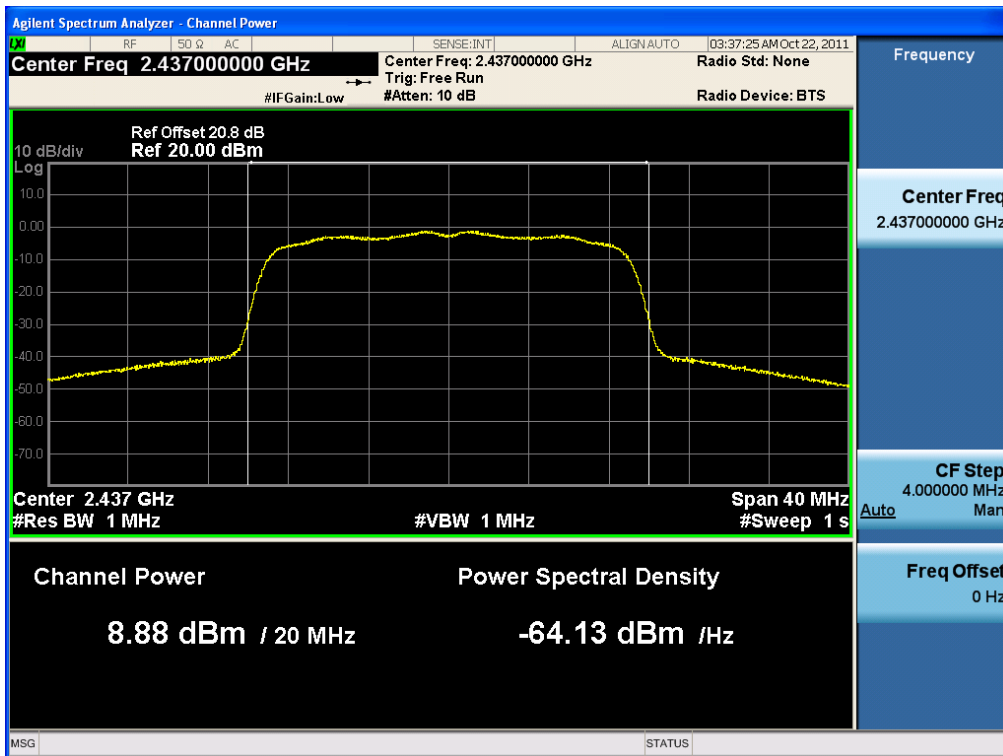


FCC PT.15.247 TEST REPORT	FCC CERTIFICATION REPORT		www.hct.co.kr
Test Report No. HCTR1110FR10	Date of Issue: October 26, 2011	EUT Type: 850/1900 GSM/GPRS Phone with Bluetooth, WLAN and EDGE Rx Only	FCC ID: A3LGT5369

Conducted Output Power (802.11n-CH 6) 48Mbps

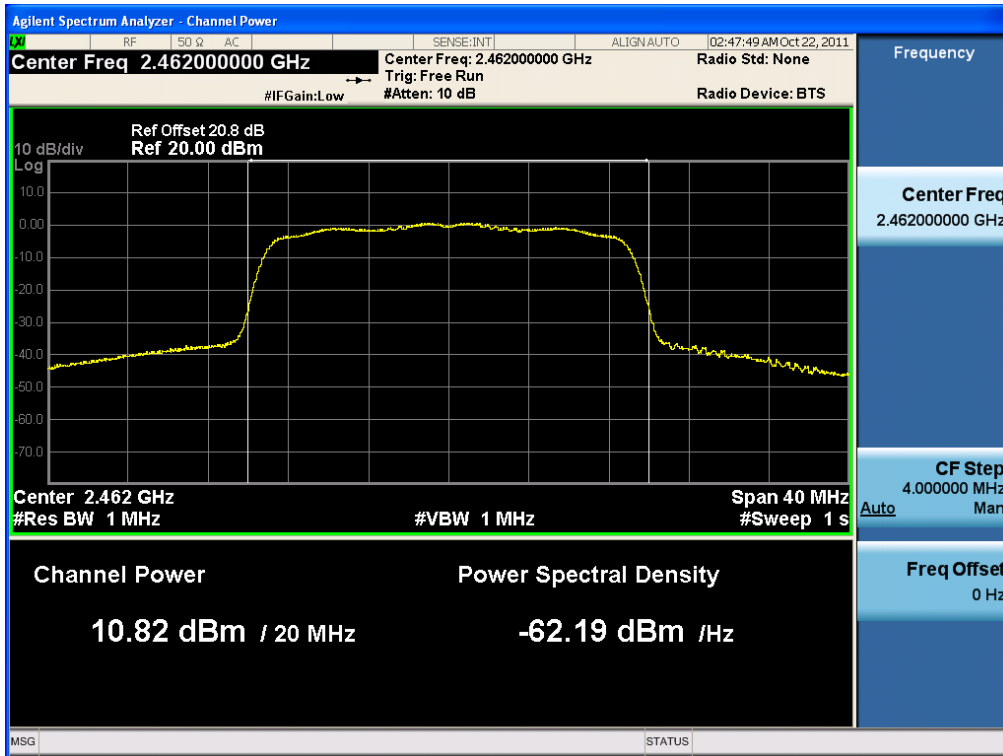


Conducted Output Power (802.11n-CH 6) 54Mbps

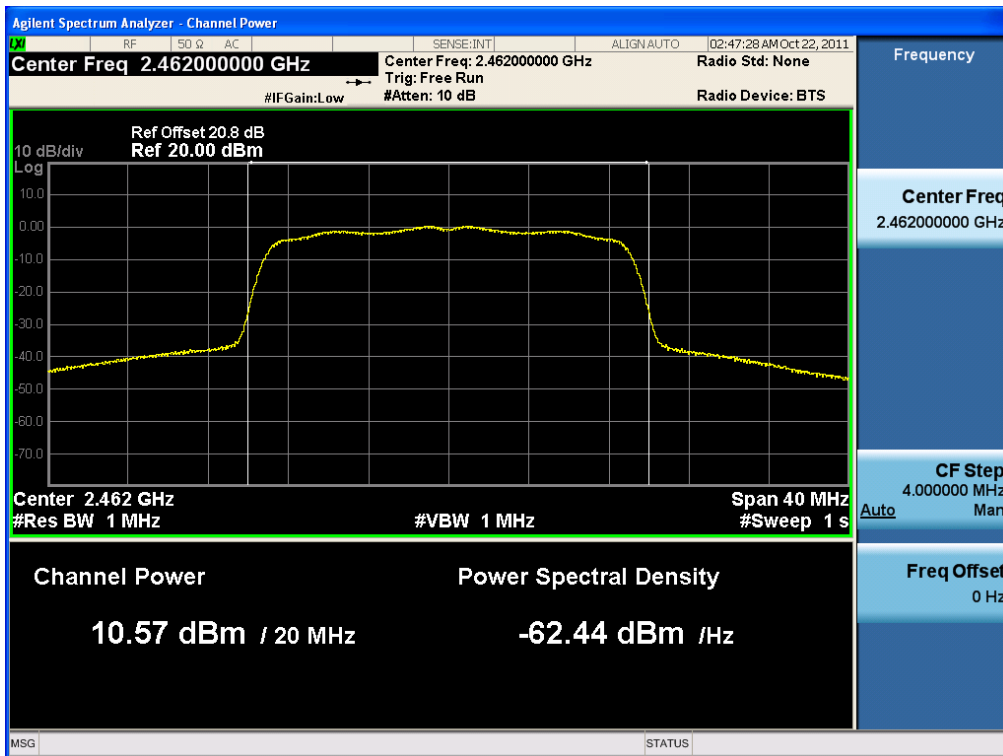


FCC PT.15.247 TEST REPORT	FCC CERTIFICATION REPORT		www.hct.co.kr
Test Report No. HCTR1110FR10	Date of Issue: October 26, 2011	EUT Type: 850/1900 GSM/GPRS Phone with Bluetooth, WLAN and EDGE Rx Only	FCC ID: A3LGT5369

Conducted Output Power (802.11n-CH 11) 6Mbps

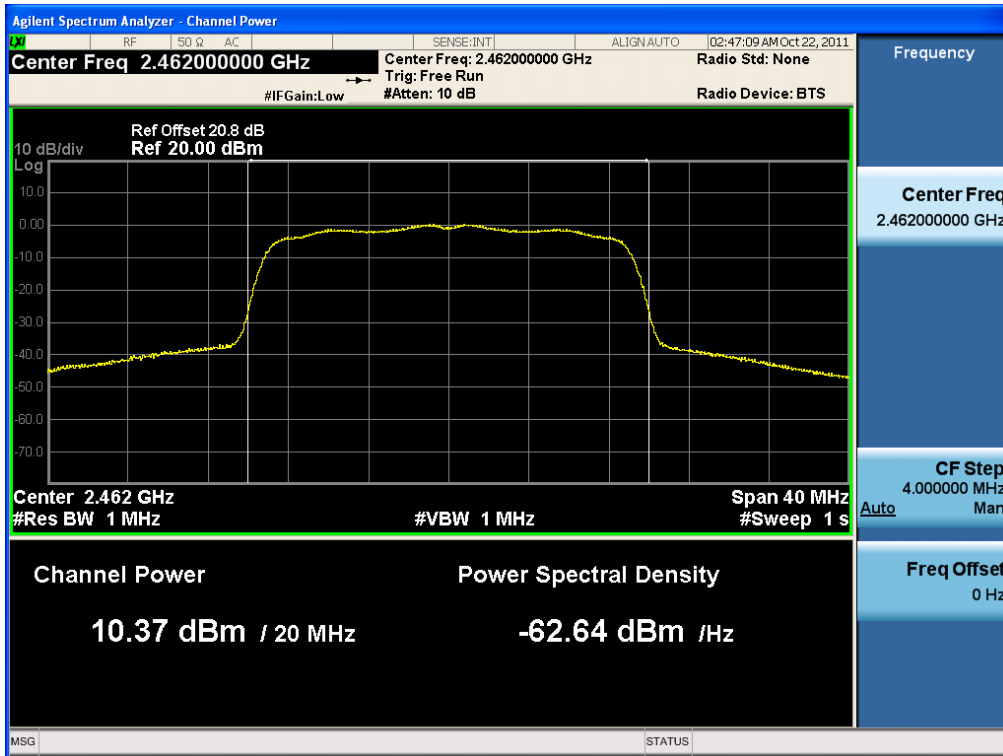


Conducted Output Power (802.11n-CH 11) 9Mbps



FCC PT.15.247 TEST REPORT	FCC CERTIFICATION REPORT		www.hct.co.kr
Test Report No. HCTR1110FR10	Date of Issue: October 26, 2011	EUT Type: 850/1900 GSM/GPRS Phone with Bluetooth, WLAN and EDGE Rx Only	FCC ID: A3LGTS5369

Conducted Output Power (802.11n-CH 11) 12Mbps

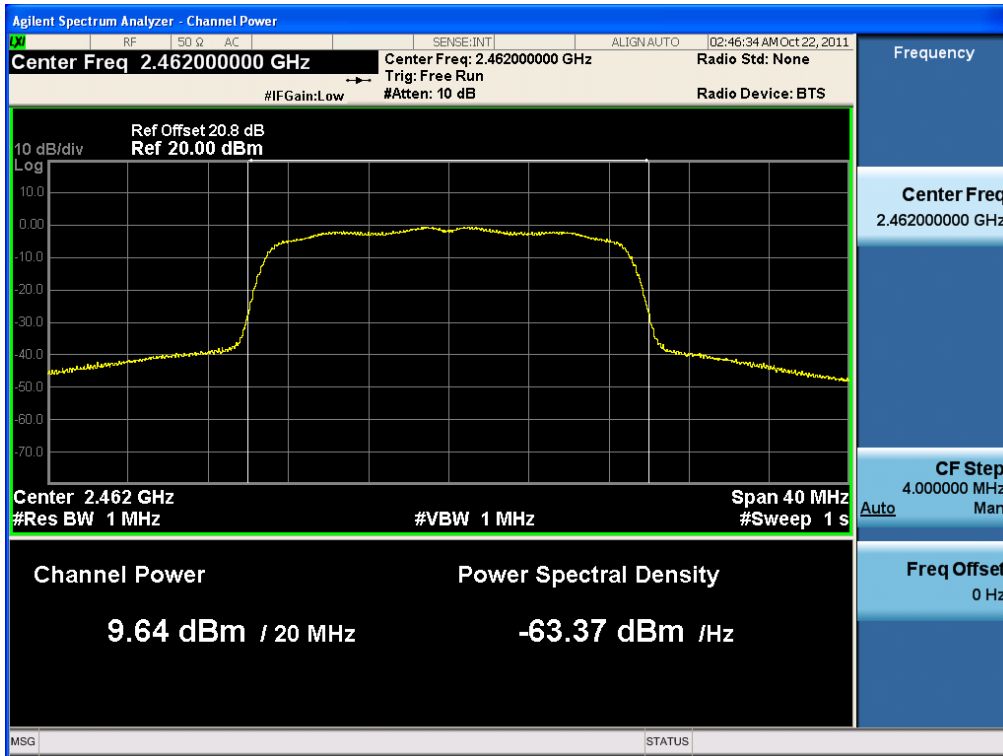


Conducted Output Power (802.11n-CH 11) 18Mbps



FCC PT.15.247 TEST REPORT	FCC CERTIFICATION REPORT		www.hct.co.kr
Test Report No. HCTR1110FR10	Date of Issue: October 26, 2011	EUT Type: 850/1900 GSM/GPRS Phone with Bluetooth, WLAN and EDGE Rx Only	FCC ID: A3LGT5369

Conducted Output Power (802.11n-CH 11) 24Mbps

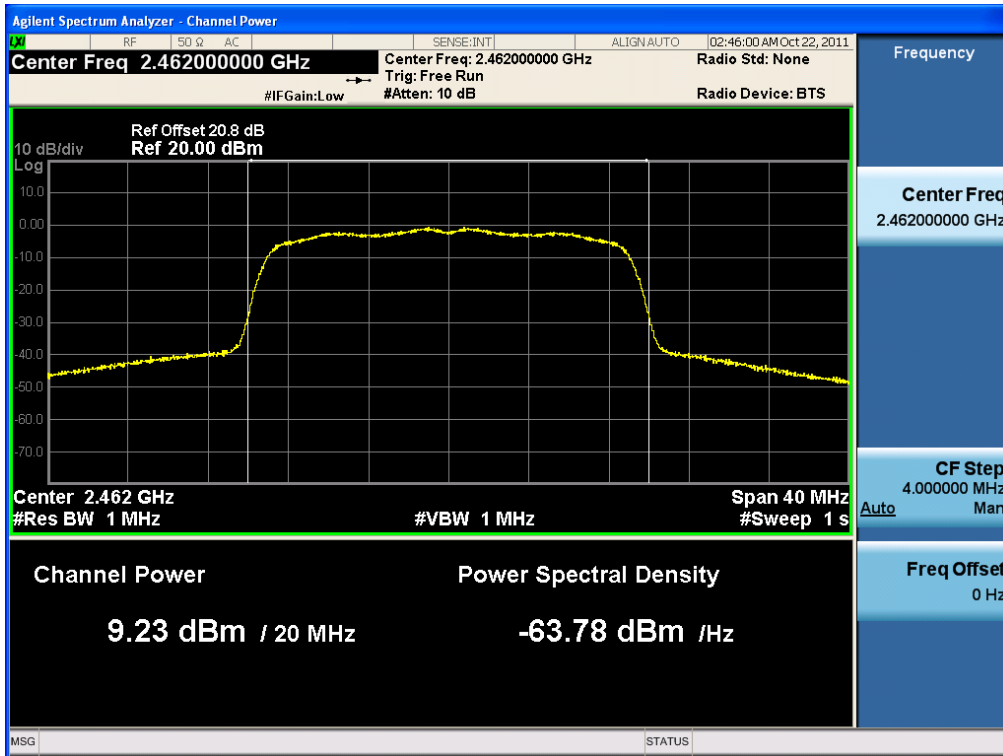


Conducted Output Power (802.11n-CH 11) 36Mbps

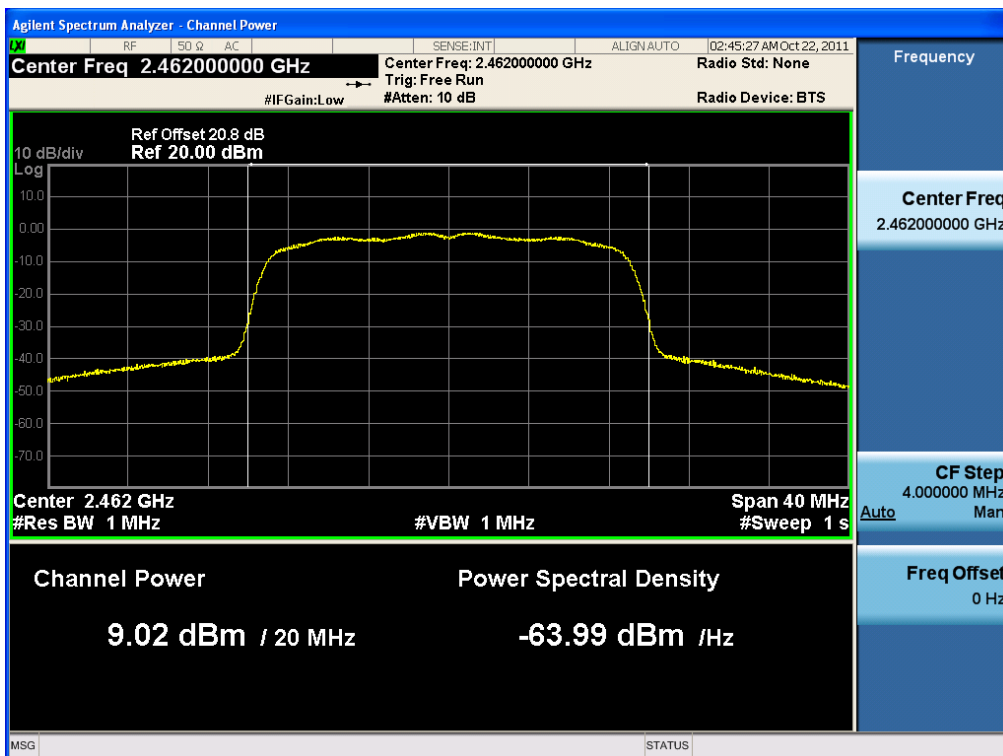


FCC PT.15.247 TEST REPORT	FCC CERTIFICATION REPORT		www.hct.co.kr
Test Report No. HCTR1110FR10	Date of Issue: October 26, 2011	EUT Type: 850/1900 GSM/GPRS Phone with Bluetooth, WLAN and EDGE Rx Only	FCC ID: A3LGT5369

Conducted Output Power (802.11n-CH 11) 48Mbps



Conducted Output Power (802.11n-CH 11) 54Mbps



FCC PT.15.247 TEST REPORT	FCC CERTIFICATION REPORT		www.hct.co.kr
Test Report No. HCTR1110FR10	Date of Issue: October 26, 2011	EUT Type: 850/1900 GSM/GPRS Phone with Bluetooth, WLAN and EDGE Rx Only	FCC ID: A3LGT5369

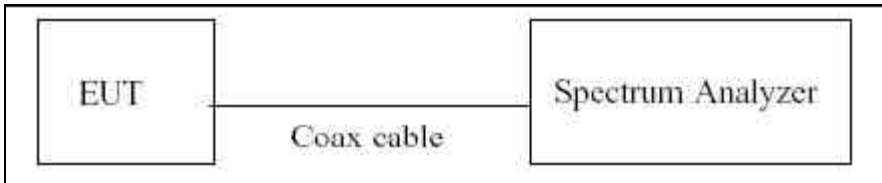
7.3 POWER SPECTRAL DENSITY (802.11b/g/n)

Test Requirements and limit, §15.247(e)

The peak power density is measured with a spectrum analyzer connected to the antenna terminal while the EUT is operating in transmission mode at the appropriate frequencies.

Minimum Standard – The transmitter power density average over 1-second interval shall not be greater than 8dBm in any 3kHz BW.

■ TEST CONFIGURATION



■ TEST PROCEDURE

The spectrum analyzer is set to :

1. Span = 300 kHz
2. RBW = 3 kHz
3. VBW = 3 kHz
4. Sweep = 100 sec
5. Detector Mode = Peak

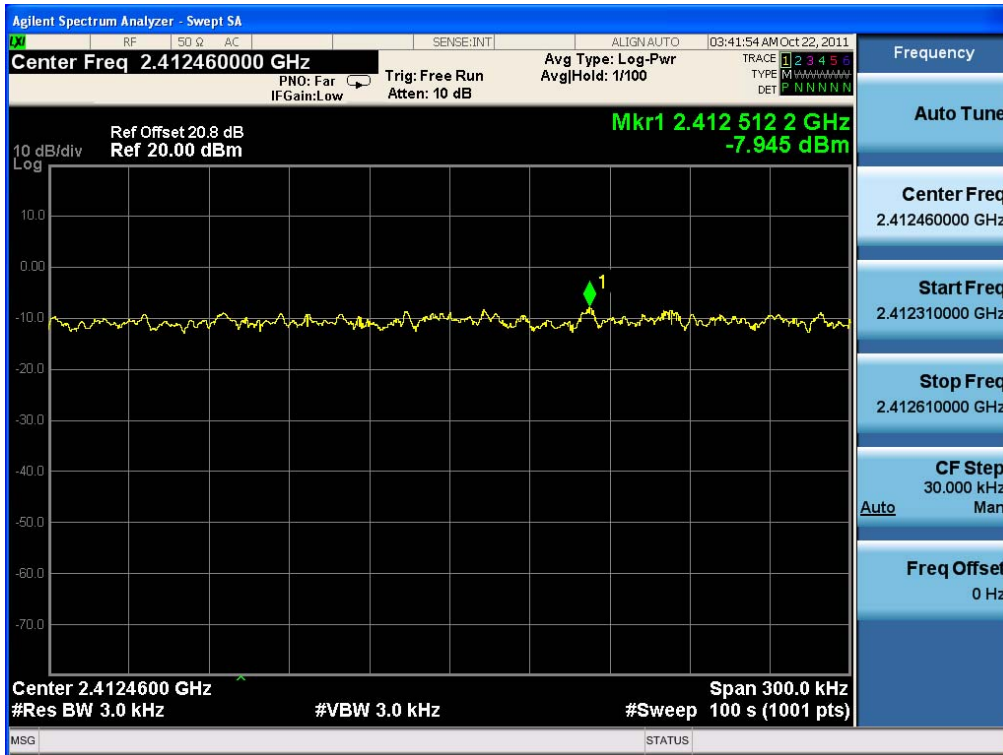
■ TEST RESULTS

Conducted Power Density Measurements

Frequency (MHz)	Channel No.	Mode	Test Result	
			Power Density (dBm)	Pass/Fail
2412	1	802.11b	-7.945	Pass
2437	6		-7.956	Pass
2462	11		-7.827	Pass
2412	1	802.11g	-12.347	Pass
2437	6		-11.406	Pass
2462	11		-12.571	Pass
2412	1	802.11n	-15.352	Pass
2437	6		-15.444	Pass
2462	11		-14.801	Pass

RESULT PLOTS

Power Spectral Density (802.11b-CH 1)

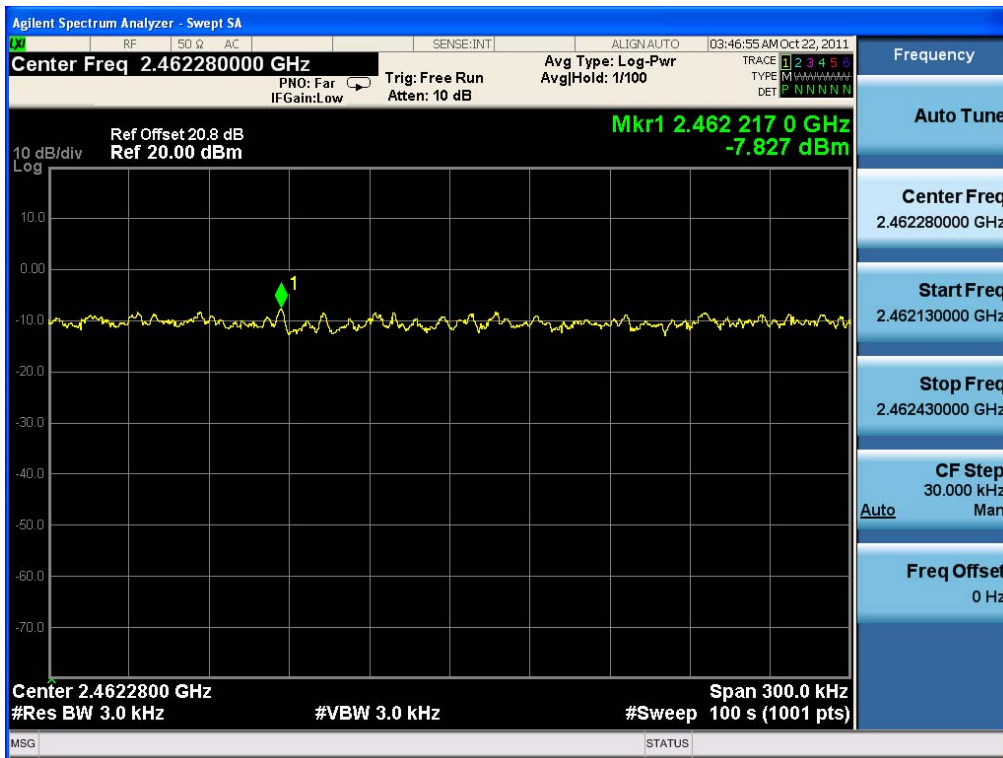


Power Spectral Density (802.11b-CH 6)

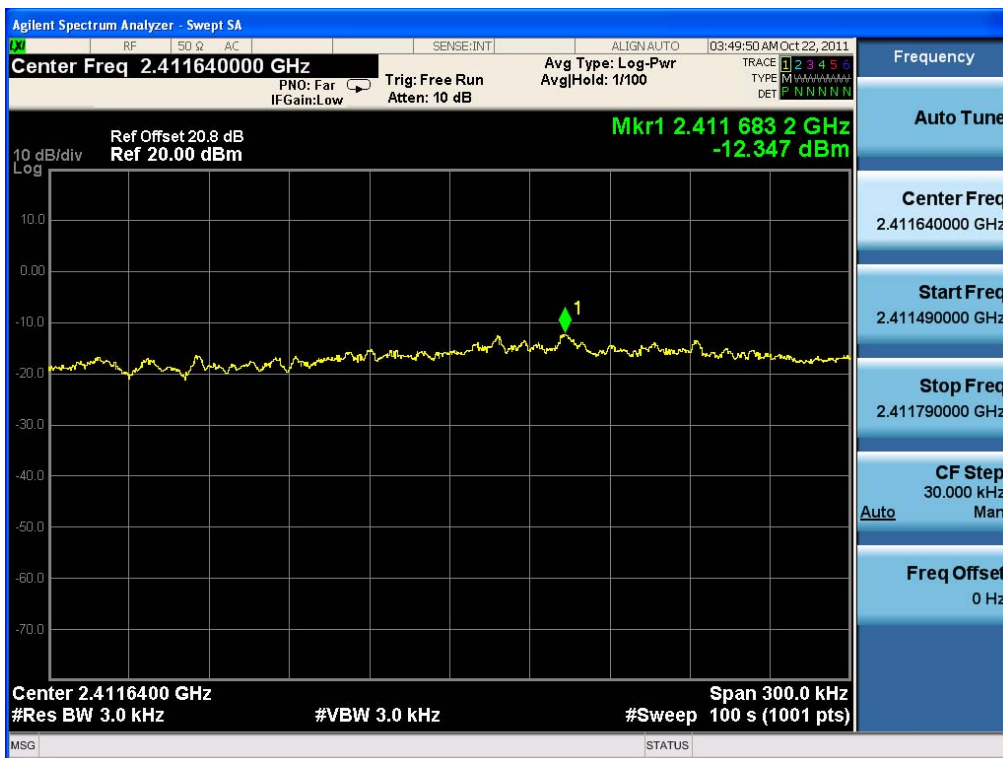


FCC PT.15.247 TEST REPORT	FCC CERTIFICATION REPORT		www.hct.co.kr
Test Report No. HCTR1110FR10	Date of Issue: October 26, 2011	EUT Type: 850/1900 GSM/GPRS Phone with Bluetooth, WLAN and EDGE Rx Only	FCC ID: A3LGT5369

Power Spectral Density (802.11b-CH 11)

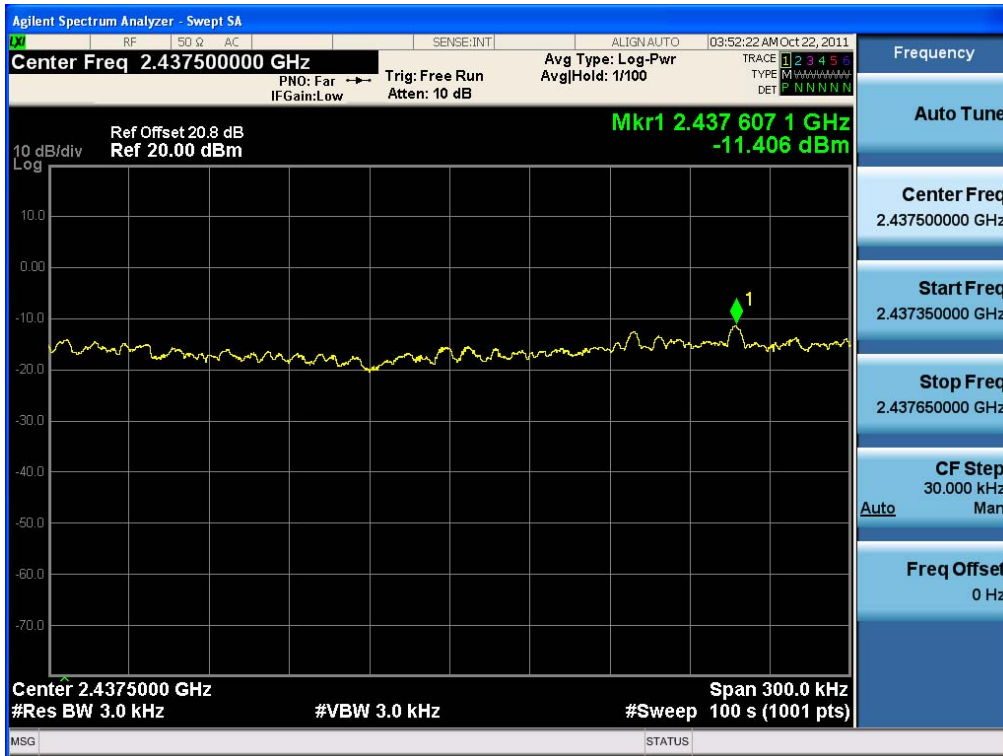


Power Spectral Density (802.11g-CH 1)

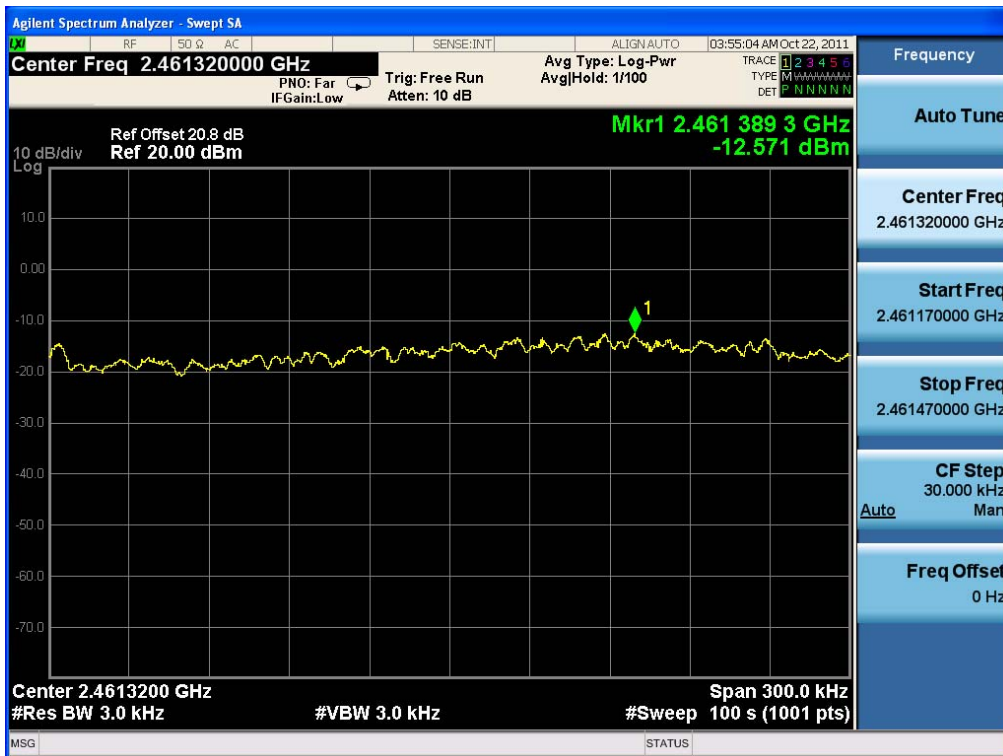


FCC PT.15.247 TEST REPORT	FCC CERTIFICATION REPORT		www.hct.co.kr
Test Report No. HCTR1110FR10	Date of Issue: October 26, 2011	EUT Type: 850/1900 GSM/GPRS Phone with Bluetooth, WLAN and EDGE Rx Only	FCC ID: A3LGT5369

Power Spectral Density (802.11g-CH 6)



Power Spectral Density (802.11g-CH11)

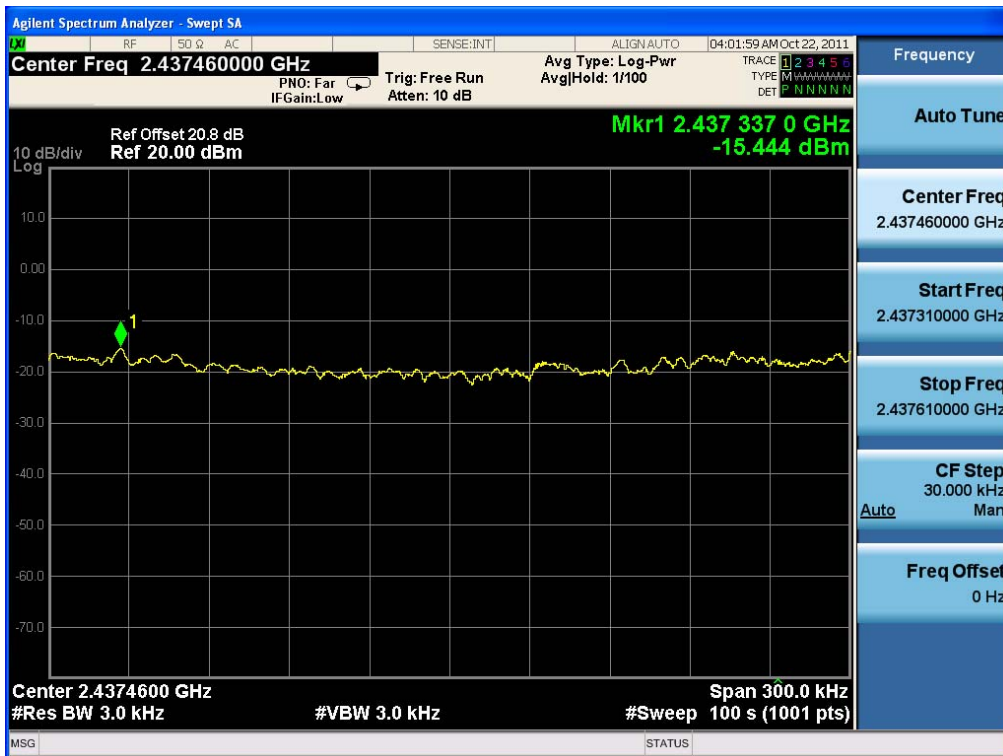


FCC PT.15.247 TEST REPORT	FCC CERTIFICATION REPORT		www.hct.co.kr
Test Report No. HCTR1110FR10	Date of Issue: October 26, 2011	EUT Type: 850/1900 GSM/GPRS Phone with Bluetooth, WLAN and EDGE Rx Only	FCC ID: A3LGT5369

Power Spectral Density (802.11n-CH 1)



Power Spectral Density (802.11n-CH 6)



FCC PT.15.247 TEST REPORT	FCC CERTIFICATION REPORT		www.hct.co.kr
Test Report No. HCTR1110FR10	Date of Issue: October 26, 2011	EUT Type: 850/1900 GSM/GPRS Phone with Bluetooth, WLAN and EDGE Rx Only	FCC ID: A3LGT5369

Power Spectral Density (802.11n-CH11)




FCC PT.15.247 TEST REPORT	FCC CERTIFICATION REPORT		www.hct.co.kr
Test Report No. HCTR1110FR10	Date of Issue: October 26, 2011	EUT Type: 850/1900 GSM/GPRS Phone with Bluetooth, WLAN and EDGE Rx Only	FCC ID: A3LGTS5369

7.4 OUT OF BAND EMISSIONS AT THE BAND EDGE/ CONDUCTED SPURIOUS EMISSIONS

Test Requirements and limit, §15.247(d)

In any 100 kHz bandwidth outside the frequency band in which the spread spectrum intentional radiator is operating, the radio frequency power that is produced by the intentional radiator shall be at least 20dB below that in the 100 kHz bandwidth within the band that contains the highest level of the desired power, based on either an RF conducted or a radiated measurement. Attenuation below the general limits specified in §15.209(a) is not required. In addition, radiated emissions which fall in the restricted bands, as defined in § 15.205(a), must also comply with the radiated emission limits specified in §15.209(a) (see §15.205(c)).

■ TEST CONFIGURATION



■ TEST PROCEDURE

The transmitter output is connected to the spectrum analyzer. The resolution bandwidth is set to 100 kHz. The video bandwidth is set to 300 kHz.

Detector Mode is set to a peak detector Mode.

Measurements are made over the 30 MHz to 26 GHz range with the transmitter set to the lowest, middle, and highest channels.

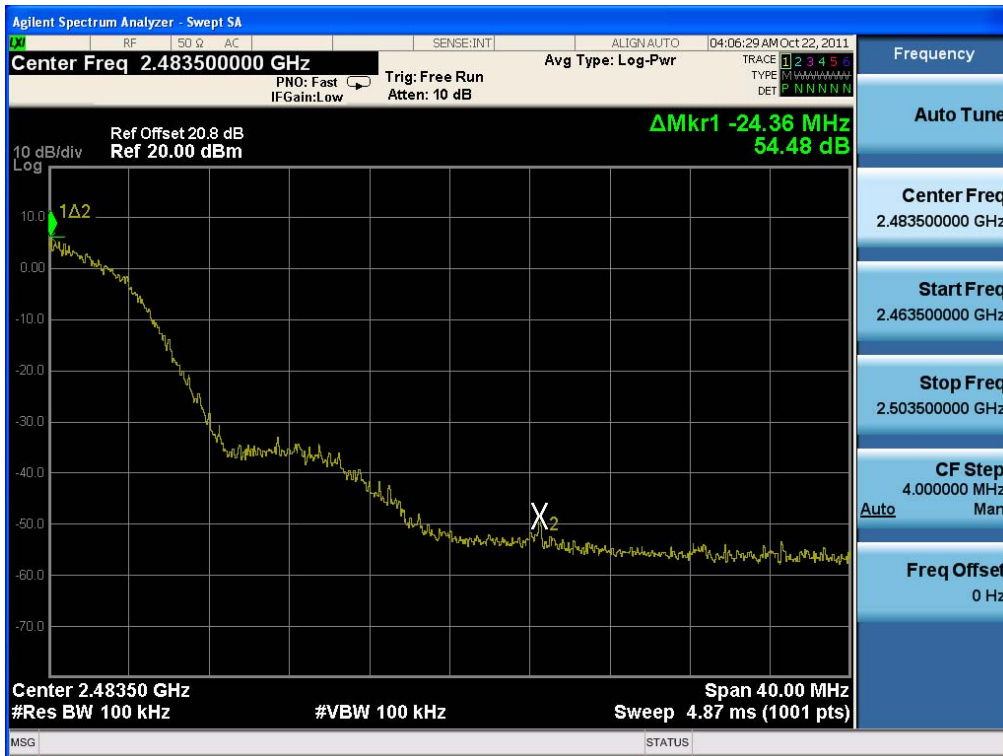
FCC PT.15.247 TEST REPORT		FCC CERTIFICATION REPORT		www.hct.co.kr
Test Report No. HCTR1110FR10	Date of Issue: October 26, 2011	EUT Type: 850/1900 GSM/GPRS Phone with Bluetooth, WLAN and EDGE Rx Only	FCC ID: A3LGTS5369	

RESULT PLOTS

BandEdge (802.11b-CH1)

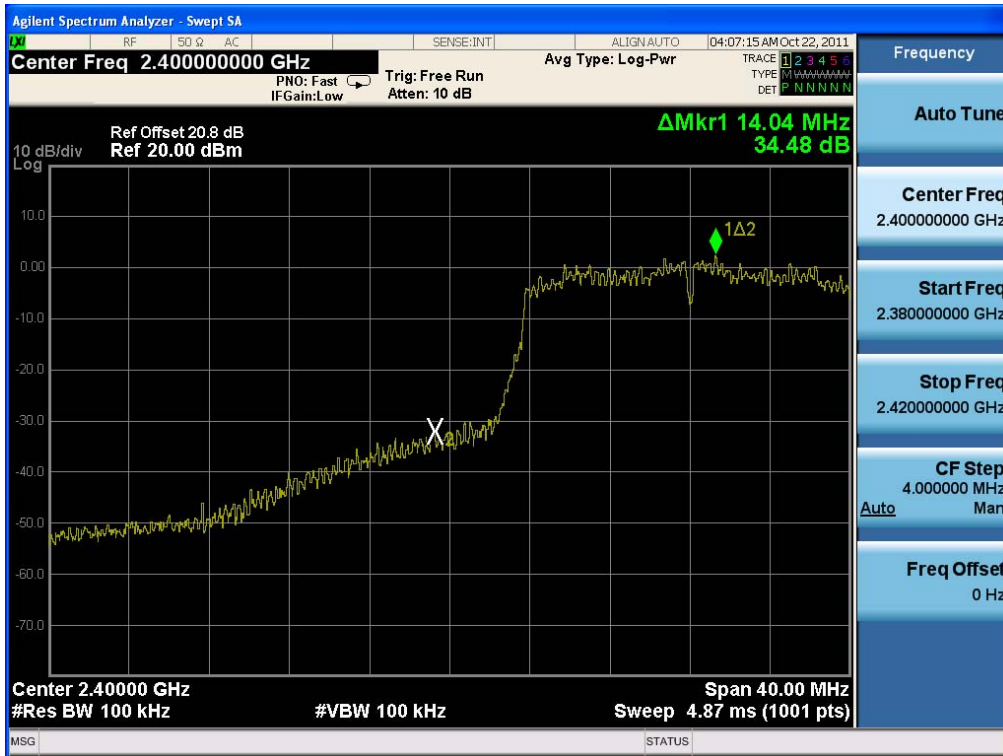


BandEdge (802.11b-CH11)

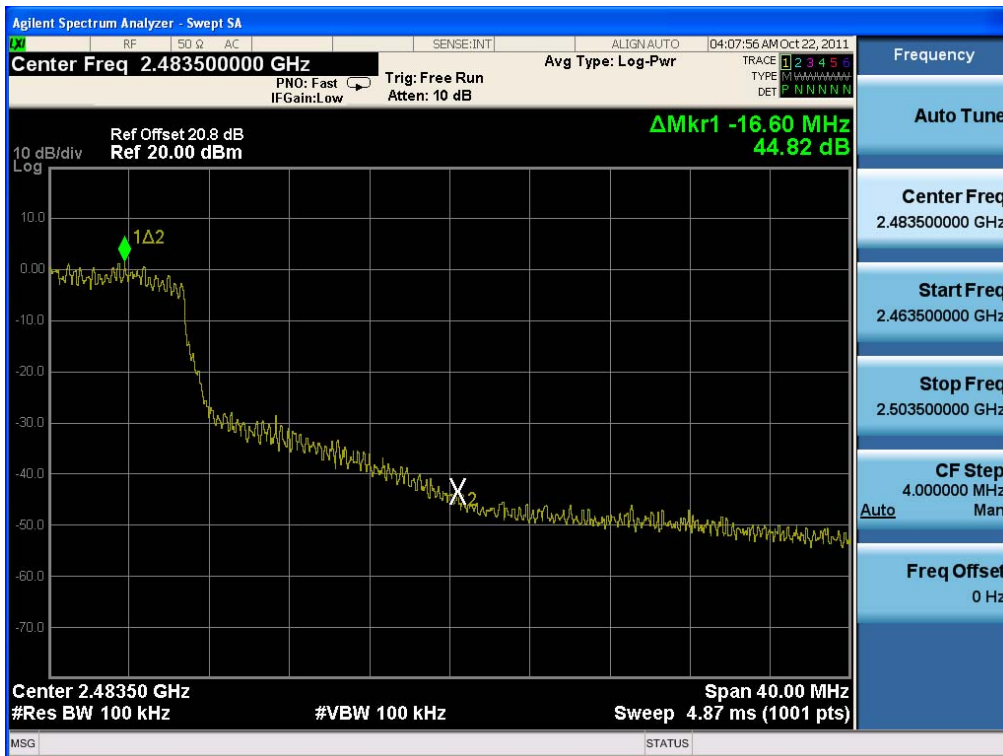


FCC PT.15.247 TEST REPORT	FCC CERTIFICATION REPORT		www.hct.co.kr
Test Report No. HCTR1110FR10	Date of Issue: October 26, 2011	EUT Type: 850/1900 GSM/GPRS Phone with Bluetooth, WLAN and EDGE Rx Only	FCC ID: A3LGT5369

BandEdge (802.11g-CH1)

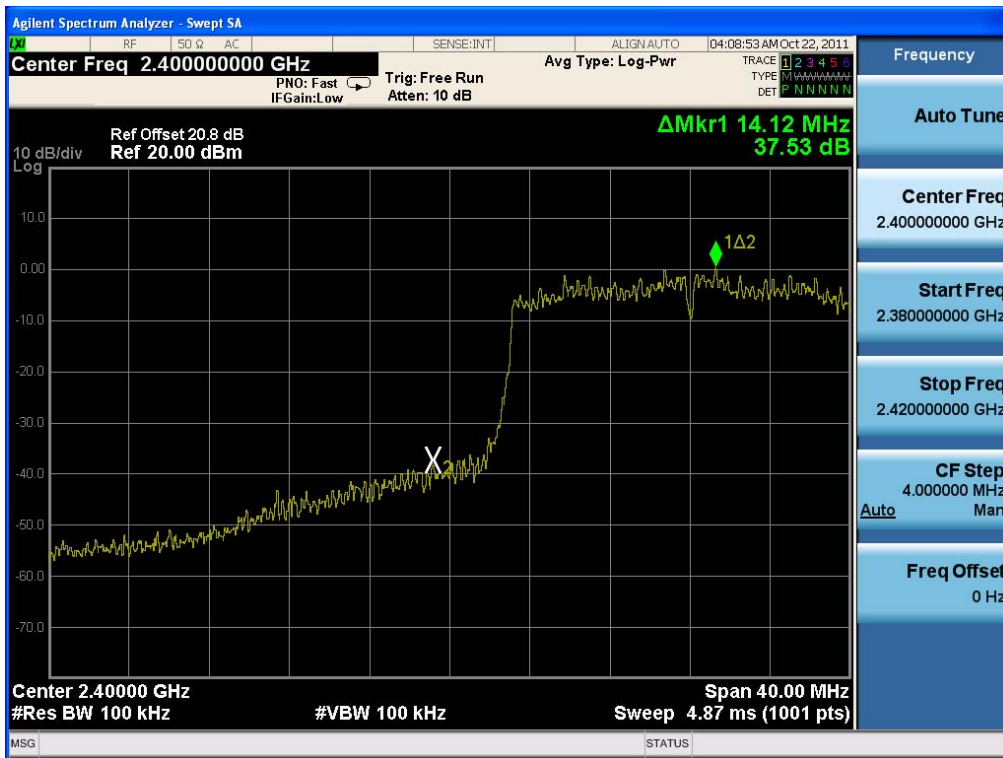


BandEdge (802.11g-CH11)

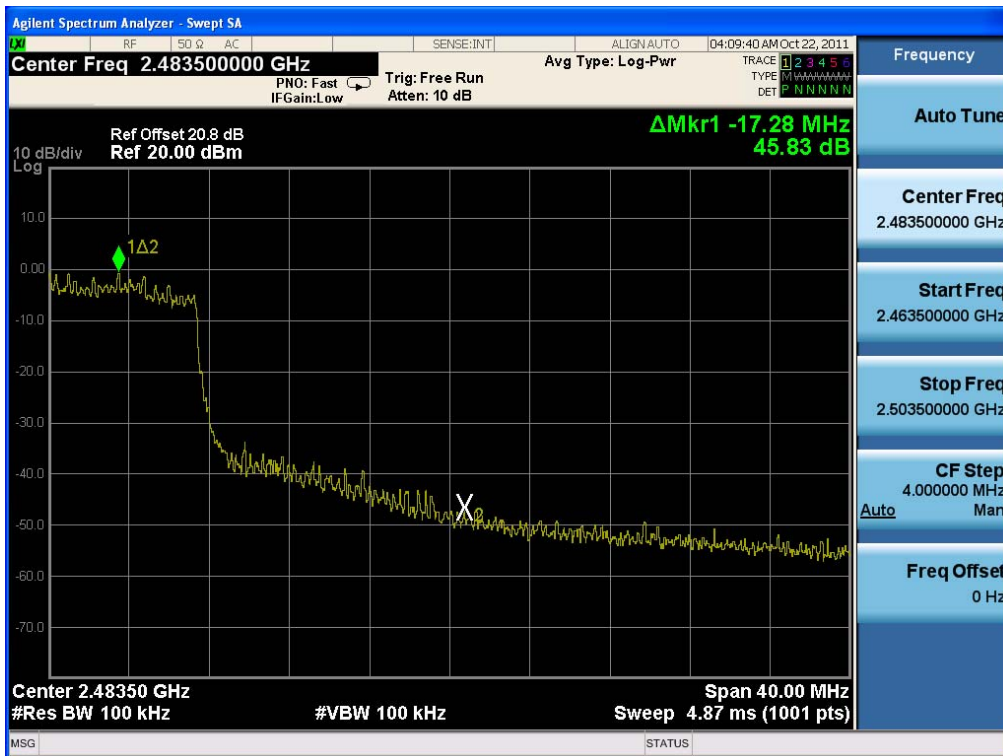


FCC PT.15.247 TEST REPORT	FCC CERTIFICATION REPORT		www.hct.co.kr
Test Report No. HCTR1110FR10	Date of Issue: October 26, 2011	EUT Type: 850/1900 GSM/GPRS Phone with Bluetooth, WLAN and EDGE Rx Only	FCC ID: A3LGTS5369

BandEdge (802.11n-CH1)



BandEdge (802.11n-CH11)

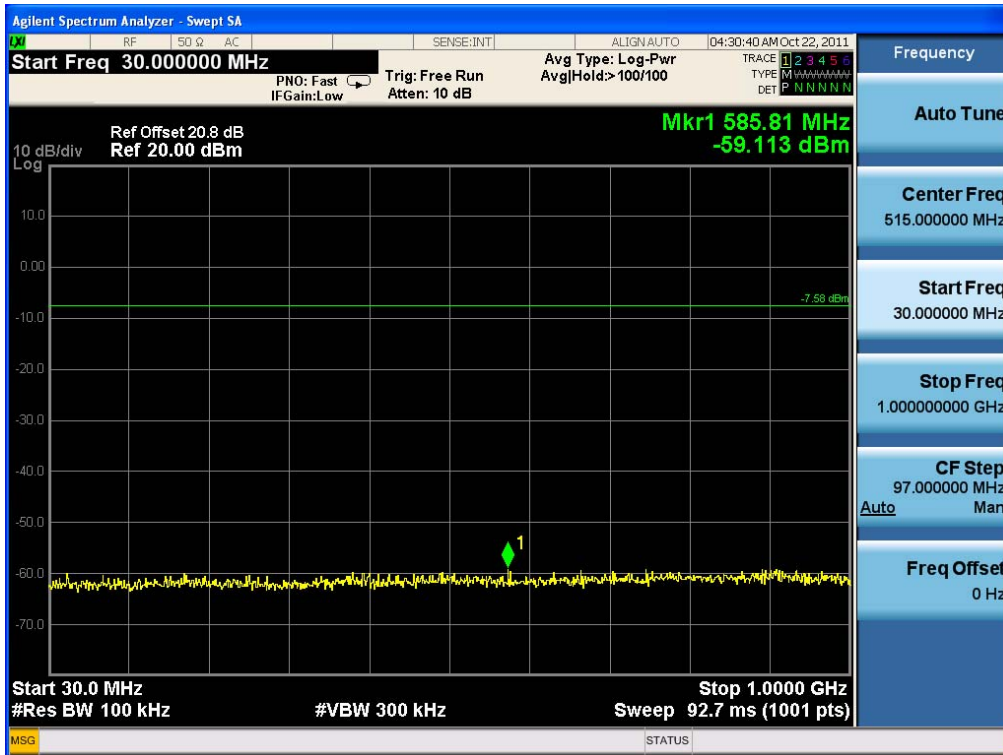


FCC PT.15.247 TEST REPORT	FCC CERTIFICATION REPORT		www.hct.co.kr
Test Report No. HCTR1110FR10	Date of Issue: October 26, 2011	EUT Type: 850/1900 GSM/GPRS Phone with Bluetooth, WLAN and EDGE Rx Only	FCC ID: A3LGT5369

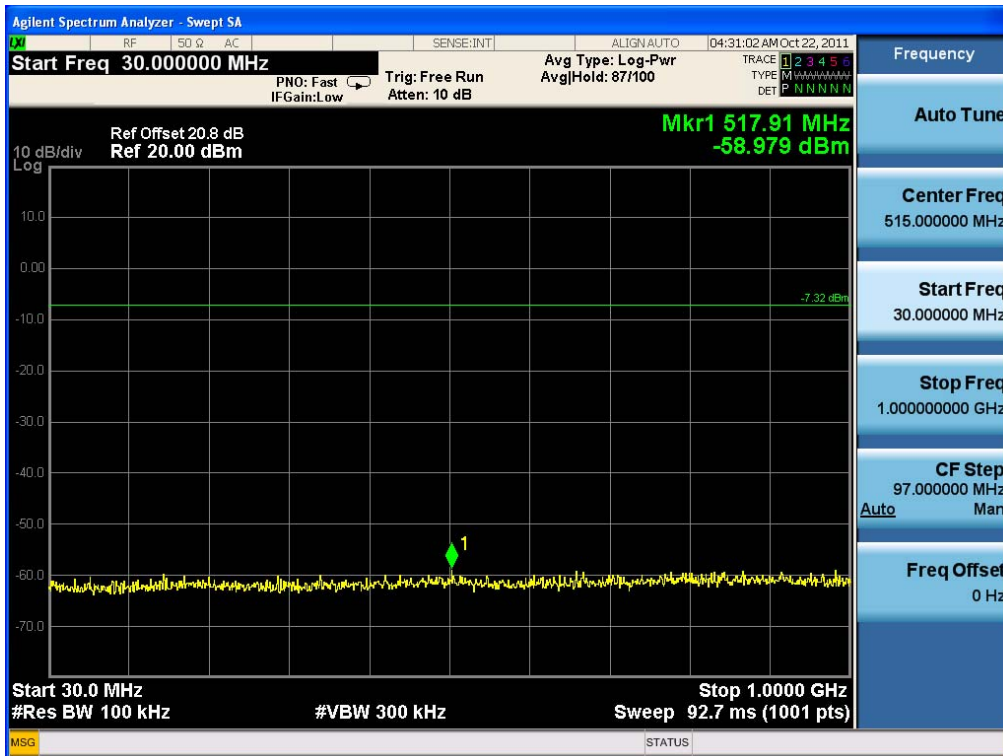


30 MHz ~ 1 GHz

Conducted Spurious Emission (802.11b-CH1)

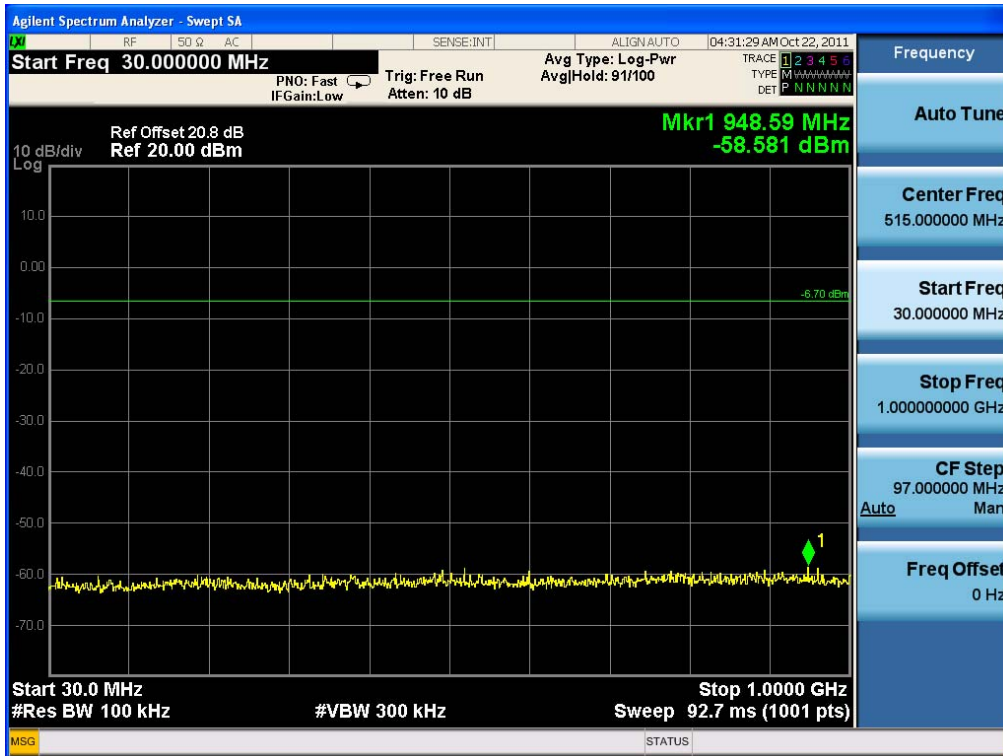


Conducted Spurious Emission (802.11b-CH6)

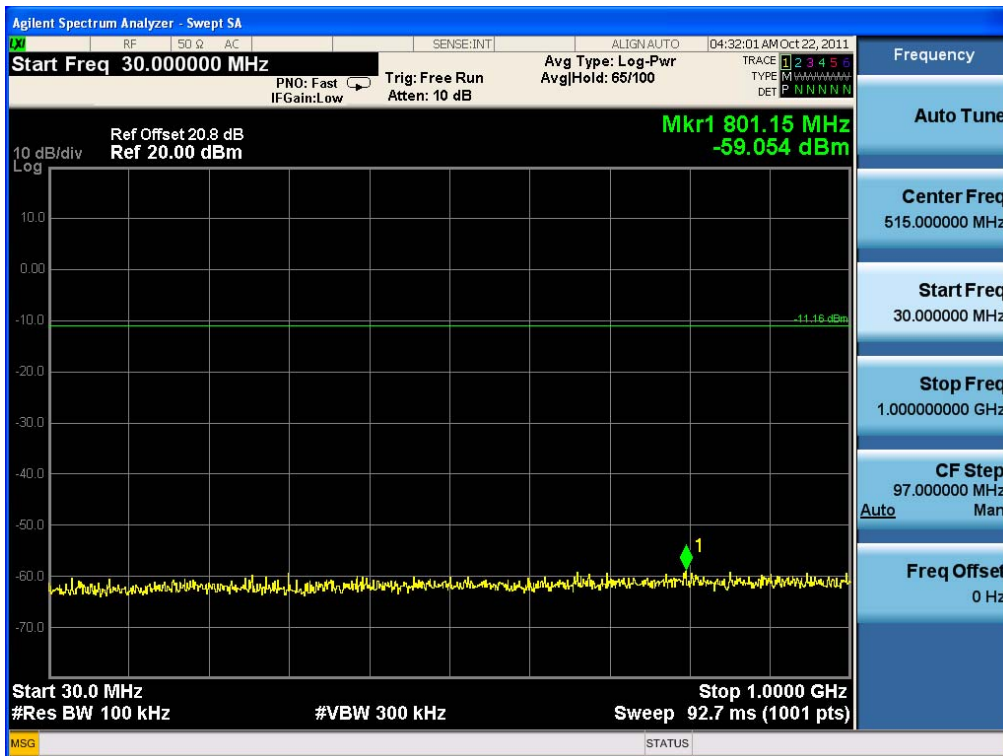


FCC PT.15.247 TEST REPORT	FCC CERTIFICATION REPORT		www.hct.co.kr
Test Report No. HCTR1110FR10	Date of Issue: October 26, 2011	EUT Type: 850/1900 GSM/GPRS Phone with Bluetooth, WLAN and EDGE Rx Only	FCC ID: A3LGTS5369

Conducted Spurious Emission (802.11b-CH11)

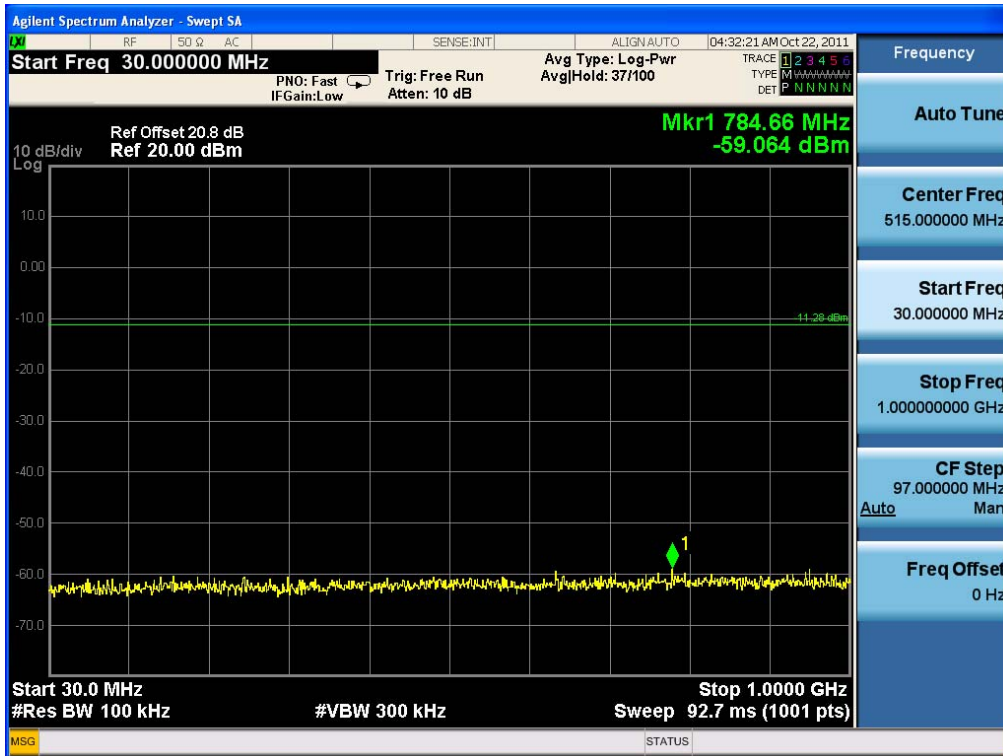


Conducted Spurious Emission (802.11g-CH1)

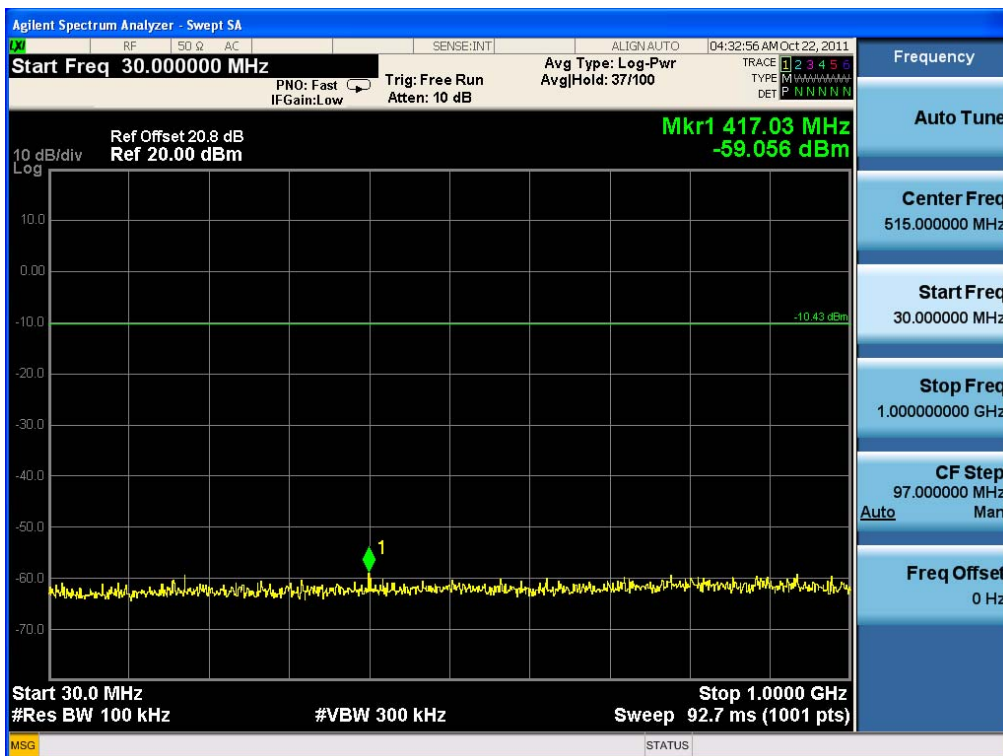


FCC PT.15.247 TEST REPORT	FCC CERTIFICATION REPORT		www.hct.co.kr
Test Report No. HCTR1110FR10	Date of Issue: October 26, 2011	EUT Type: 850/1900 GSM/GPRS Phone with Bluetooth, WLAN and EDGE Rx Only	FCC ID: A3LGT5369

Conducted Spurious Emission (802.11g-CH6)

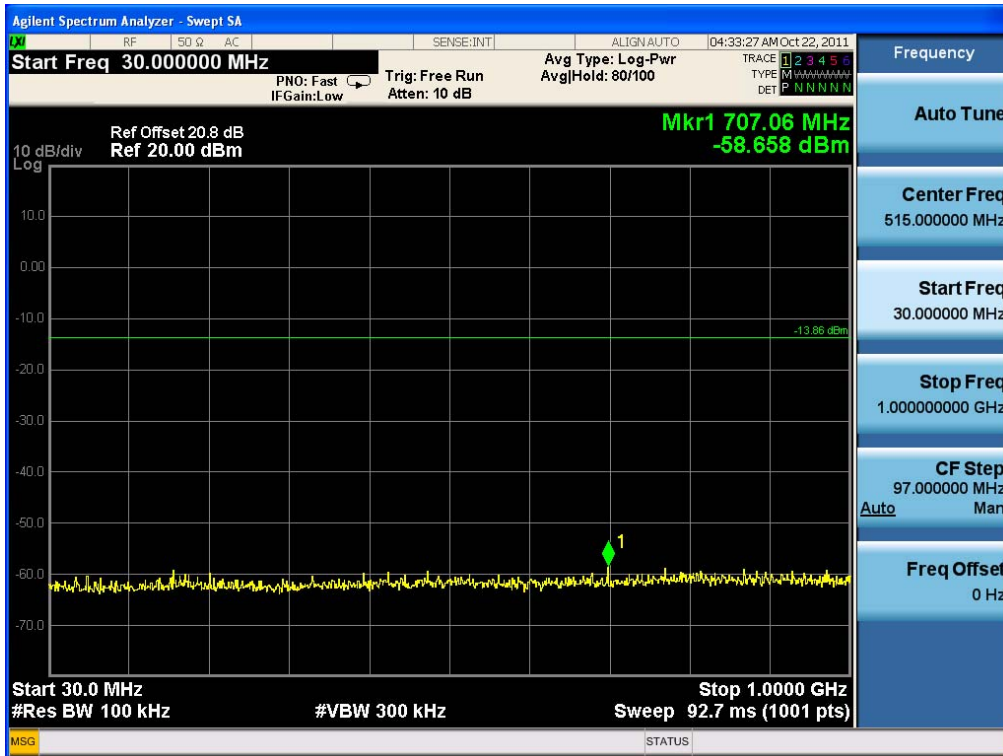


Conducted Spurious Emission (802.11g-CH11)

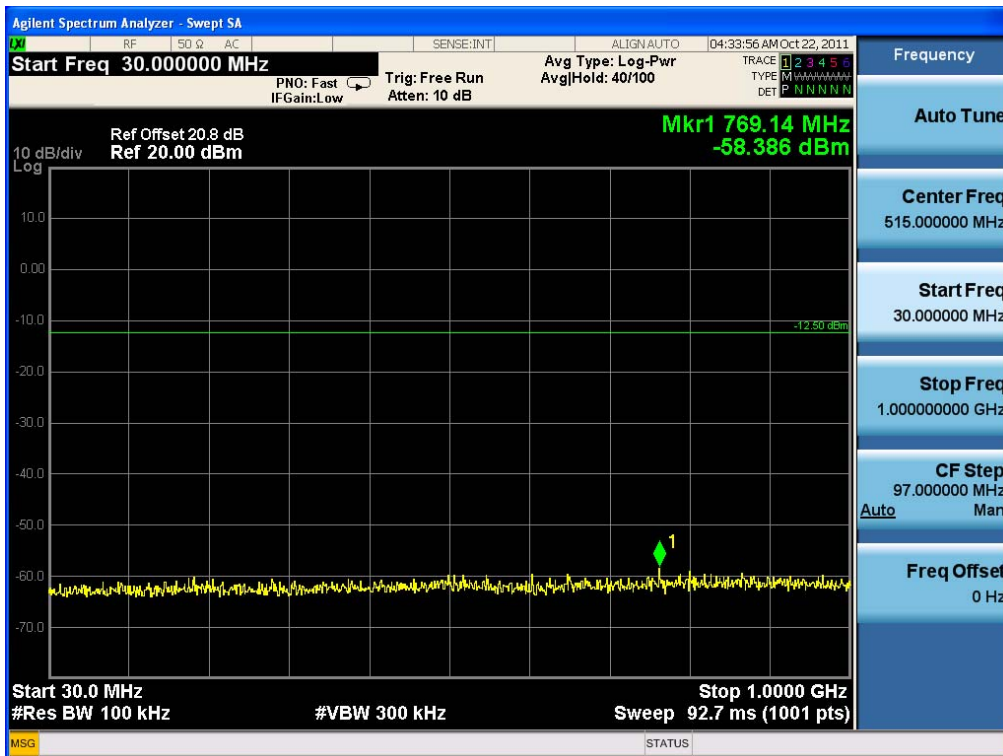


FCC PT.15.247 TEST REPORT	FCC CERTIFICATION REPORT		www.hct.co.kr
Test Report No. HCTR1110FR10	Date of Issue: October 26, 2011	EUT Type: 850/1900 GSM/GPRS Phone with Bluetooth, WLAN and EDGE Rx Only	FCC ID: A3LGT5369

Conducted Spurious Emission (802.11n-CH1)

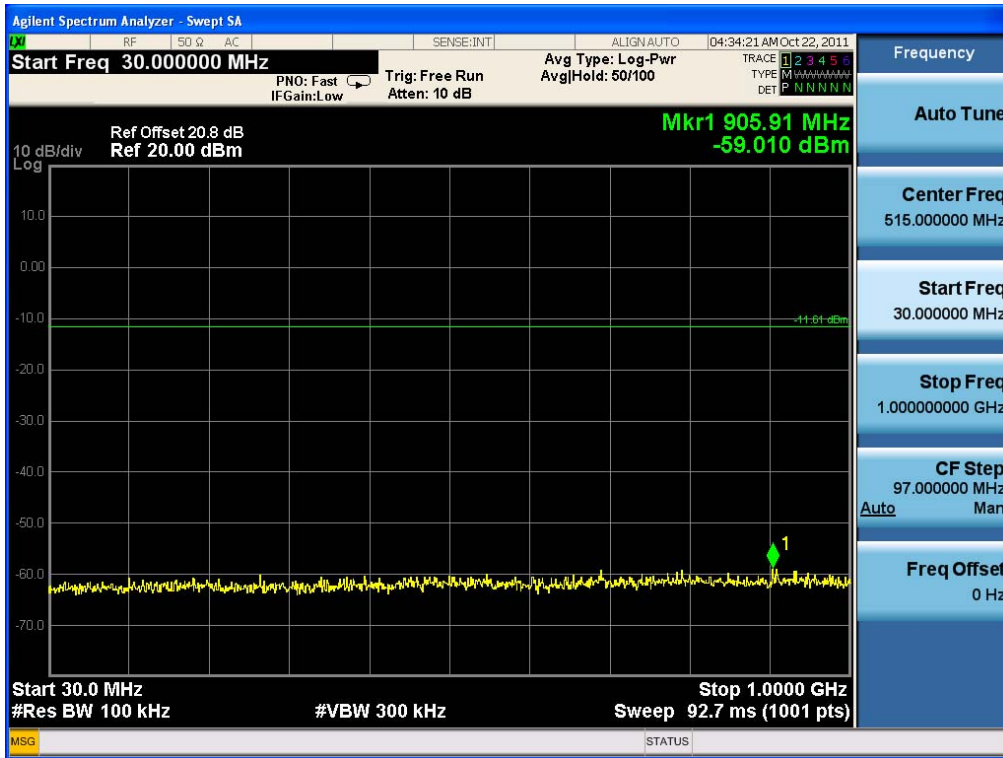


Conducted Spurious Emission (802.11n-CH6)



FCC PT.15.247 TEST REPORT	FCC CERTIFICATION REPORT		www.hct.co.kr
Test Report No. HCTR1110FR10	Date of Issue: October 26, 2011	EUT Type: 850/1900 GSM/GPRS Phone with Bluetooth, WLAN and EDGE Rx Only	FCC ID: A3LGT5369

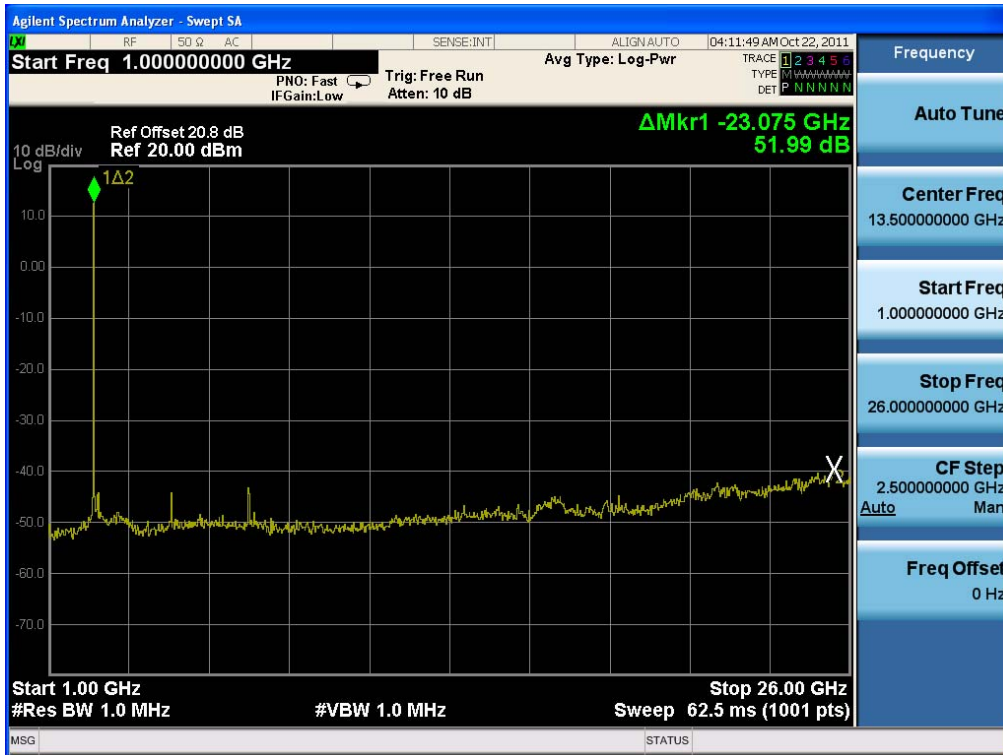
Conducted Spurious Emission (802.11n-CH11)



FCC PT.15.247 TEST REPORT		FCC CERTIFICATION REPORT		www.hct.co.kr
Test Report No. HCTR1110FR10	Date of Issue: October 26, 2011	EUT Type: 850/1900 GSM/GPRS Phone with Bluetooth, WLAN and EDGE Rx Only	FCC ID: A3LGT5369	

1 GHz ~ 26 GHz

Conducted Spurious Emission (802.11b-CH1)



Conducted Spurious Emission (802.11b-CH6)



FCC PT.15.247 TEST REPORT	FCC CERTIFICATION REPORT		www.hct.co.kr
Test Report No. HCTR1110FR10	Date of Issue: October 26, 2011	EUT Type: 850/1900 GSM/GPRS Phone with Bluetooth, WLAN and EDGE Rx Only	FCC ID: A3LGTS5369

Conducted Spurious Emission (802.11b-CH11)



Conducted Spurious Emission (802.11g-CH1)



FCC PT.15.247 TEST REPORT	FCC CERTIFICATION REPORT		www.hct.co.kr
Test Report No. HCTR1110FR10	Date of Issue: October 26, 2011	EUT Type: 850/1900 GSM/GPRS Phone with Bluetooth, WLAN and EDGE Rx Only	FCC ID: A3LGTS5369

Conducted Spurious Emission (802.11g-CH6)



Conducted Spurious Emission (802.11g-CH11)



FCC PT.15.247 TEST REPORT	FCC CERTIFICATION REPORT		www.hct.co.kr
Test Report No. HCTR1110FR10	Date of Issue: October 26, 2011	EUT Type: 850/1900 GSM/GPRS Phone with Bluetooth, WLAN and EDGE Rx Only	FCC ID: A3LGTS5369

Conducted Spurious Emission (802.11n-CH1)



Conducted Spurious Emission (802.11n-CH6)



FCC PT.15.247 TEST REPORT	FCC CERTIFICATION REPORT		www.hct.co.kr
Test Report No. HCTR1110FR10	Date of Issue: October 26, 2011	EUT Type: 850/1900 GSM/GPRS Phone with Bluetooth, WLAN and EDGE Rx Only	FCC ID: A3LGT5369

Conducted Spurious Emission (802.11n-CH11)



FCC PT.15.247 TEST REPORT	FCC CERTIFICATION REPORT		www.hct.co.kr
Test Report No. HCTR1110FR10	Date of Issue: October 26, 2011	EUT Type: 850/1900 GSM/GPRS Phone with Bluetooth, WLAN and EDGE Rx Only	FCC ID: A3LGTS5369

7.5 RADIATED MEASUREMENT.

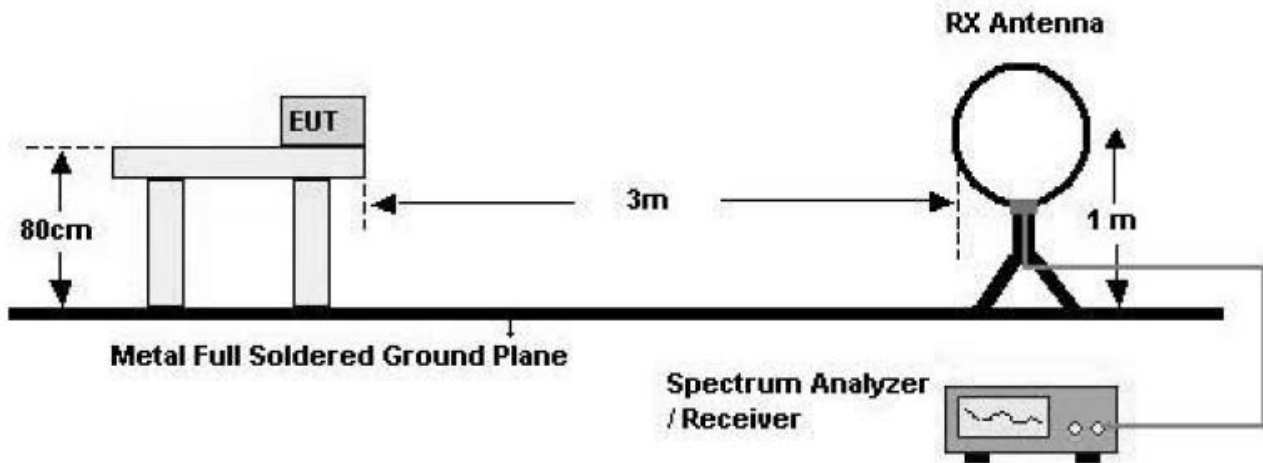
7.5.1 RADIATED SPURIOUS EMISSIONS.

Test Requirements and limit, §15.205, §15.209

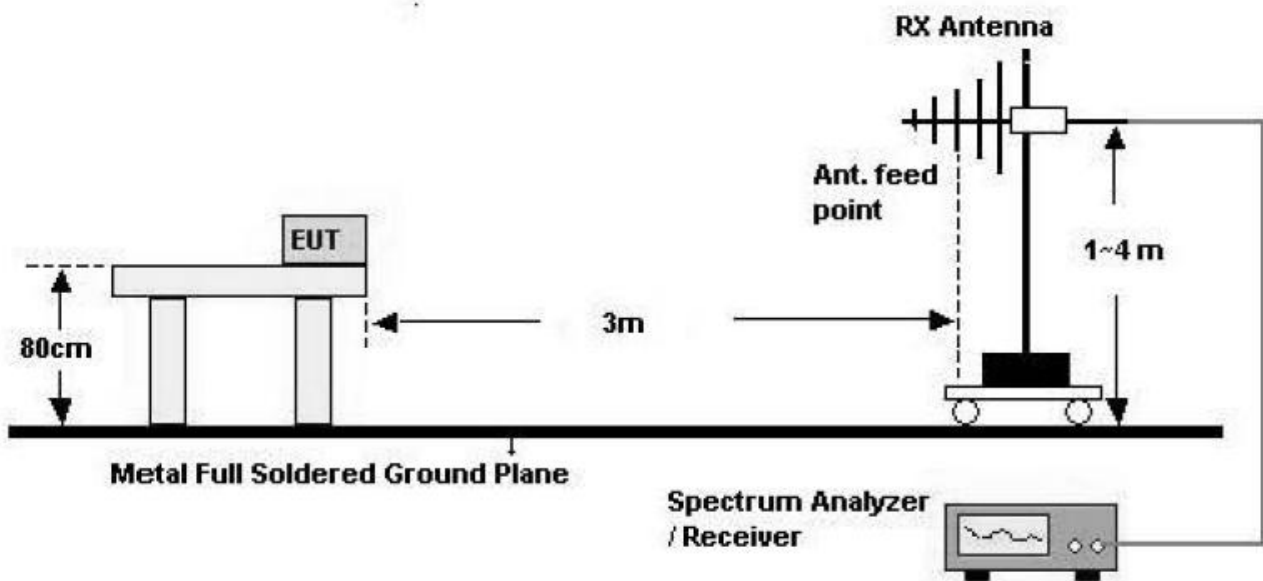
Frequency (MHz)	Field Strength (uV/m)	Measurement Distance (m)
0.009 – 0.490	2400/F(kHz)	300
0.490 – 1.705	24000/F(kHz)	30
1.705 – 30	30	30
30-88	100	3
88-216	150	3
216-960	200	3
Above 960	500	3

Test Configuration

Below 30 MHz

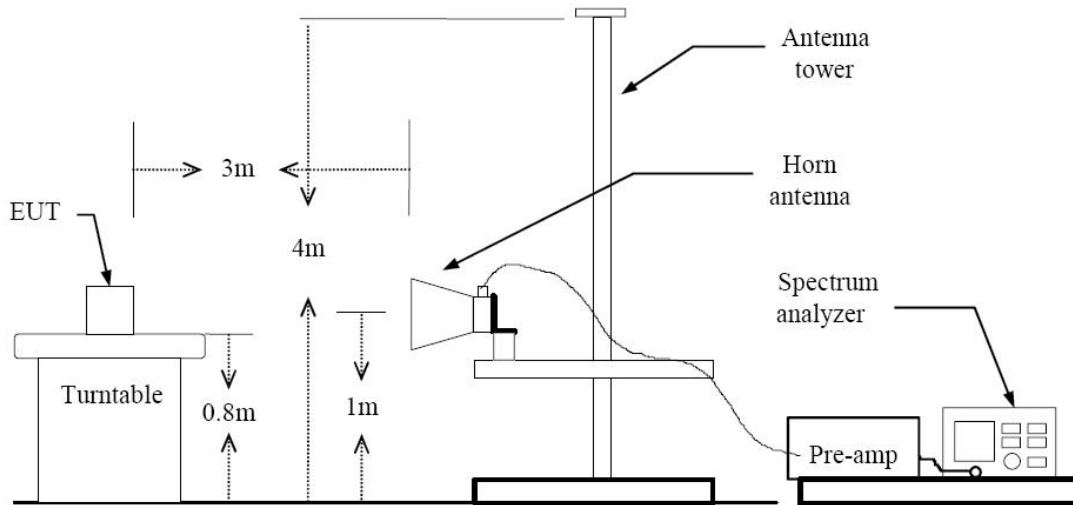


30 MHz - 1 GHz



FCC PT.15.247 TEST REPORT	FCC CERTIFICATION REPORT		www.hct.co.kr
Test Report No. HCTR1110FR10	Date of Issue: October 26, 2011	EUT Type: 850/1900 GSM/GPRS Phone with Bluetooth, WLAN and EDGE Rx Only	FCC ID: A3LGT5369

Above 1 GHz



TEST PROCEDURE

1. The EUT is placed on a turntable, which is 0.8 m above ground plane.
2. The turntable shall be rotated for 360 degrees to determine the position of maximum emission level.
3. EUT is set 3 m away from the receiving antenna, which is varied from 1m to 4m to find out the highest emissions.
4. Maximum procedure was performed on the six highest emissions to ensure EUT compliance.
5. And also, each emission was to be maximized by changing the polarization of receiving antenna both horizontal and vertical.
6. Repeat above procedures until the measurements for all frequencies are complete.

FCC PT.15.247 TEST REPORT		FCC CERTIFICATION REPORT		www.hct.co.kr
Test Report No. HCTR1110FR10	Date of Issue: October 26, 2011	EUT Type: 850/1900 GSM/GPRS Phone with Bluetooth, WLAN and EDGE Rx Only	FCC ID: A3LGTS5369	

TEST RESULTS

9 kHz – 30MHz

Operation Mode: Normal Mode

Frequency	Reading	Ant. factor	Cable loss	Ant. POL	Total	Limit	Margin
MHz	dB μ V	dB /m	dB	(H/V)	dB μ V/m	dB μ V/m	dB
No Critical peaks found							

Notes:

1. Measuring frequencies from 9 kHz to the 30MHz.
2. The reading of emissions are attenuated more than 20 dB below the permissible limits or the field strength is too small to be measured.
3. Distance extrapolation factor = 40 log (specific distance / test distance) (dB)
4. Limit line = specific Limits (dBuV) + Distance extrapolation factor

TEST RESULTS

Below 1 GHz

Operation Mode: 802.11b Mode (Channel : 11 , Data rate : 11 Mbps)

Frequency MHz	Reading dBuV	Ant. Factor dB/m	Cable Loss dB	ANT POL (H/V)	Total dBuV/m	Limit dBuV/m	Margin dB
81.3	15.54	9.33	0.86	H	25.73	40.0	14.27
197.6	20.42	10.35	1.44	H	32.21	43.5	11.29
278.1	17.96	12.72	1.78	H	32.46	46.0	13.54
436.8	13.01	16.41	2.33	V	31.75	46.0	14.25
933.1	7.79	23.55	3.56	V	34.9	46.0	11.10
998.5	7.92	27.07	3.71	V	38.7	54.0	15.30

Notes:

1. Measuring frequencies from 30 MHz to the 1 GHz.
2. Radiated emissions measured in frequency range from 30 MHz to 1000 MHz were made with an instrument using Quasi peak detector mode.
3. We have done 802.11b/g/n mode test. Worst case of EUT is 802.11b Mode.

Above 1 GHz

Operation Mode:	802.11 b
Transfer Rate:	1 Mbps
Operating Frequency	2412
Channel No.	01 Ch

Frequency [MHz]	Reading dBuV	AN.+CL-AMP G [dB]	ANT. POL [H/V]	Total [dBuV/m]	Limit [dBuV/m]	Margin [dB]	Detect
4824	54.66	-3.81	V	50.85	74	23.15	PK
4824	47.09	-3.81	V	43.28	54	10.72	AV
7236	51.99	5.17	V	57.16	74	16.85	PK
7236	39.36	5.17	V	44.53	54	9.47	AV
4824	55.58	-3.81	H	51.77	74	22.23	PK
4824	49.50	-3.81	H	45.69	54	8.31	AV
7236	53.50	5.17	H	58.67	74	15.34	PK
7236	43.38	5.17	H	48.55	54	5.45	AV

Notes:

1. Measuring frequencies from 1 GHz to the 10th harmonic of highest fundamental frequency.
2. Measurements above show only up to 6 maximum emissions noted, or would be lesser if no specific emissions from the EUT are recorded (ie: margin > 20 dB from the applicable limit) and considered that's already beyond the background noise floor.
3. Radiated emissions measured in frequency above 1000MHz were made with an instrument using Peak detector mode and average detector mode of the emission shown in Actual FS column.
4. Spectrum setting:
 - a. Peak Setting 1 GHz – 26 GHz, RBW = 1 MHz, VBW = 1 MHz.
 - b. AV Setting 1 GHz – 26 GHz, RBW = 1 MHz, VBW = 10 Hz.
5. We have done 802.11b/g/n mode test. Worst case of EUT is 1 Mbps in 802.11b.

Operation Mode: 802.11 b
 Transfer Rate: 1 Mbps
 Operating Frequency: 2437
 Channel No. 06 Ch

Frequency [MHz]	Reading dBuV	AN.+CL-AMP G [dB]	ANT. POL [H/V]	Total [dBuV/m]	Limit [dBuV/m]	Margin [dB]	Detect
4874	55.62	-3.72	V	51.90	74	22.10	PK
4874	49.06	-3.72	V	45.34	54	8.66	AV
7311	51.06	5.53	V	56.59	74	17.41	PK
7311	38.44	5.53	V	43.97	54	10.03	AV
4874	55.71	-3.72	H	51.99	74	22.01	PK
4874	49.82	-3.72	H	46.10	54	7.90	AV
7311	51.37	5.53	H	56.90	74	17.10	PK
7311	39.01	5.53	H	44.54	54	9.47	AV

Notes:

1. Measuring frequencies from 1 GHz to the 10th harmonic of highest fundamental frequency.
2. Measurements above show only up to 6 maximum emissions noted, or would be lesser if no specific emissions from the EUT are recorded (ie: margin > 20 dB from the applicable limit) and considered that's already beyond the background noise floor.
3. Radiated emissions measured in frequency above 1000 MHz were made with an instrument using Peak detector mode and average detector mode of the emission shown in Actual FS column.
4. Spectrum setting:
 - a. Peak Setting 1 GHz – 26 GHz, RBW = 1 MHz, VBW = 1 MHz.
 - b. AV Setting 1 GHz – 26 GHz, RBW = 1 MHz, VBW = 10 Hz.
5. We have done 802.11b/g/n mode test. Worst case of EUT is 1 Mbps in 802.11b.

Operation Mode: 802.11 b
 Transfer Rate: 1 Mbps
 Operating Frequency: 2462
 Channel No. 11 Ch

Frequency [MHz]	Reading dBuV	AN.+CL-AMP G [dB]	ANT. POL [H/V]	Total [dBuV/m]	Limit [dBuV/m]	Margin [dB]	Detect
4924	56.63	-3.58	V	53.05	74	20.95	PK
4924	51.06	-3.58	V	47.48	54	6.52	AV
7386	53.11	6.15	V	59.26	74	14.75	PK
7386	42.80	6.15	V	48.95	54	5.05	AV
4924	56.99	-3.58	H	53.41	74	20.59	PK
4924	51.88	-3.58	H	48.30	54	5.70	AV
7386	54.03	6.15	H	60.18	74	13.82	PK
7386	41.91	6.15	H	48.06	54	5.94	AV

Notes:

1. Measuring frequencies from 1 GHz to the 10th harmonic of highest fundamental frequency.
2. Measurements above show only up to 6 maximum emissions noted, or would be lesser if no specific emissions from the EUT are recorded (ie: margin > 20dB from the applicable limit) and considered that's already beyond the background noise floor.
3. Radiated emissions measured in frequency above 1000MHz were made with an instrument using Peak detector mode and average detector mode of the emission shown in Actual FS column.
4. Spectrum setting:
 - a. Peak Setting 1 GHz – 26 GHz, RBW = 1 MHz, VBW = 1 MH.
 - b. AV Setting 1 GHz – 26 GHz, RBW = 1 MHz, VBW = 10 Hz.
5. We have done 802.11b/g/n mode test. Worst case of EUT is 1 Mbps in 802.11b.

7.5.2 RADIATED RESTRICTED BAND EDGE MEASUREMENTS

Test Requirements and limit, §15.247(d) §15.205, §15.209

In any 100 kHz bandwidth outside the frequency band in which the spread spectrum is operating, the radio frequency power that is produced by the intentional radiator shall be at least 20 dB below that in the 100 kHz bandwidth within the band that contains the highest level of the desired power, based on either an RF conducted or a radiated measurement. Attenuation below the general limits specified in Section 15.209(a) is not required. In addition, radiated emissions which fall in the restricted bands, as defined in Section 15.205(a), must also comply with the radiated emission limits specified in section 15.209(a) (See section 15.205(c)).

Operation Mode:	802.11 g
Transfer Rate:	6 Mbps
Operating Frequency	2412 MHz, 2462 MHz
Channel No.	01 Ch, 11 Ch

Frequency [MHz]	Reading dBuV	AN.+CL [dB]	ANT. POL [H/V]	Total [dBuV/m]	Limit [dBuV/m]	Margin [dB]	Detect
2390.0	25.10	33.25	H	58.35	74	15.65	PK
2390.0	12.19	33.25	H	45.44	54	8.56	AV
2390.0	24.24	33.25	V	57.49	74	16.51	PK
2390.0	11.69	33.25	V	44.94	54	9.06	AV
2483.5	28.60	33.73	H	62.33	74	11.67	PK
2483.5	14.80	33.73	H	48.53	54	5.47	AV
2483.5	27.70	33.73	V	61.43	74	12.57	PK
2483.5	12.77	33.73	V	46.50	54	7.50	AV

Notes:

1. Spectrum setting:
 - a. Peak Setting 1 GHz – 26 GHz, RBW = 1 MHz, VBW = 1 MHz.
 - b. AV Setting 1 GHz – 26 GHz, RBW = 1 MHz, VBW = 10 Hz.
2. We have done 802.11b, 802.11g and 802.11n test. Worst case of EUT is 6 Mbps in 802.11g.

FCC PT.15.247 TEST REPORT	FCC CERTIFICATION REPORT		www.hct.co.kr
Test Report No. HCTR1110FR10	Date of Issue: October 26, 2011	EUT Type: 850/1900 GSM/GPRS Phone with Bluetooth, WLAN and EDGE Rx Only	FCC ID: A3LGTS5369

7.6 POWERLINE CONDUCTED EMISSIONS

Test Requirements and limit, §15.207

For an intentional radiator which is designed to be connected to the public utility (AC) power line, the radio frequency voltage that is conducted back onto the AC power line on any frequency or frequencies within the band 150 kHz to 30 MHz shall not exceed 250 microvolts (The limit decreases linearly with the logarithm of the frequency in the range 0.15 MHz to 0.50 MHz). The limits at specific frequency range is listed as follows:

Frequency Range (MHz)	Limits (dB μ V)	
	Quasi-peak	Average
0.15 to 0.50	66 to 56	56 to 46
0.50 to 5	56	46
5 to 30	60	50

Compliance with this provision shall be based on the measurement of the radio frequency voltage between each power line (LINE and NEUTRAL) and ground at the power terminals.

Test Configuration

See test photographs attached in Appendix 1 for the actual connections between EUT and support equipment.

TEST PROCEDURE

1. The EUT is placed on a wooden table 80 cm above the reference groundplane.
2. The EUT is connected via LISN to a test power supply.
3. The measurement results are obtained as described below:
4. Detectors – Quasi Peak and Average Detector.

■ RESULT PLOTS

Conducted Emissions (Line 1)

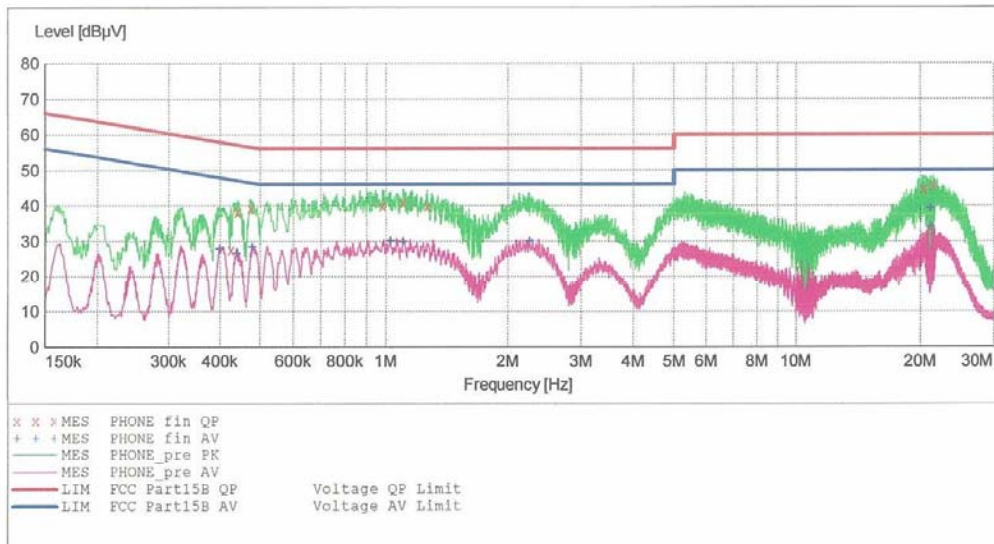
HCT

EMC

EUT: GT-S5369
 Manufacturer: SAMSUNG
 Operating Condition: WLAN MODE
 Test Site: SHIELD ROOM
 Operator: JS LEE
 Test Specification: FCC PART15 CLASS B
 Comment: H

SCAN TABLE: "FCC PART 15 B(H)"

Start Frequency	Stop Frequency	Step Width	Detector	Meas. Time	IF Bandw.	Transducer
150.0 kHz	500.0 kHz	1.0 kHz	MaxPeak	10.0 ms	9 kHz	None
500.0 kHz	5.0 MHz	4.0 kHz	MaxPeak	10.0 ms	9 kHz	None
5.0 MHz	30.0 MHz	4.0 kHz	MaxPeak	10.0 ms	9 kHz	None



MEASUREMENT RESULT: "PHONE_fin QP"

Frequency MHz	Level dBµV	Transd dB	Limit dBµV	Margin dB	Line	PE
0.425010	27.60	10.1	57	29.7	---	---
0.441010	38.30	10.1	57	18.8	---	---
0.474010	39.30	10.1	56	17.1	---	---
0.984000	40.00	10.1	56	16.0	---	---
1.104000	40.90	10.1	56	15.1	---	---
1.264000	39.80	10.2	56	16.2	---	---
20.392000	44.90	11.9	60	15.1	---	---
21.376000	45.70	11.9	60	14.3	---	---
21.416000	45.70	11.9	60	14.3	---	---

MEASUREMENT RESULT: "PHONE_fin AV"

10/25/2011 4:23PM

Frequency MHz	Level dBμV	Transd dB	Limit dBμV	Margin dB	Line	PE
0.399010	27.70	10.1	48	20.2	---	---
0.439010	26.70	10.1	47	20.4	---	---
0.480010	28.40	10.1	46	18.0	---	---
1.028000	30.10	10.1	46	15.9	---	---
1.104000	29.80	10.1	46	16.2	---	---
2.260000	29.90	10.2	46	16.1	---	---
21.088000	39.20	11.9	50	10.8	---	---
21.128000	39.00	11.9	50	11.0	---	---
21.172000	33.90	11.9	50	16.1	---	---

FCC PT.15.247 TEST REPORT	FCC CERTIFICATION REPORT		www.hct.co.kr
Test Report No. HCTR1110FR10	Date of Issue: October 26, 2011	EUT Type: 850/1900 GSM/GPRS Phone with Bluetooth, WLAN and EDGE Rx Only	FCC ID: A3LGTS5369

Conducted Emissions (Line 2)

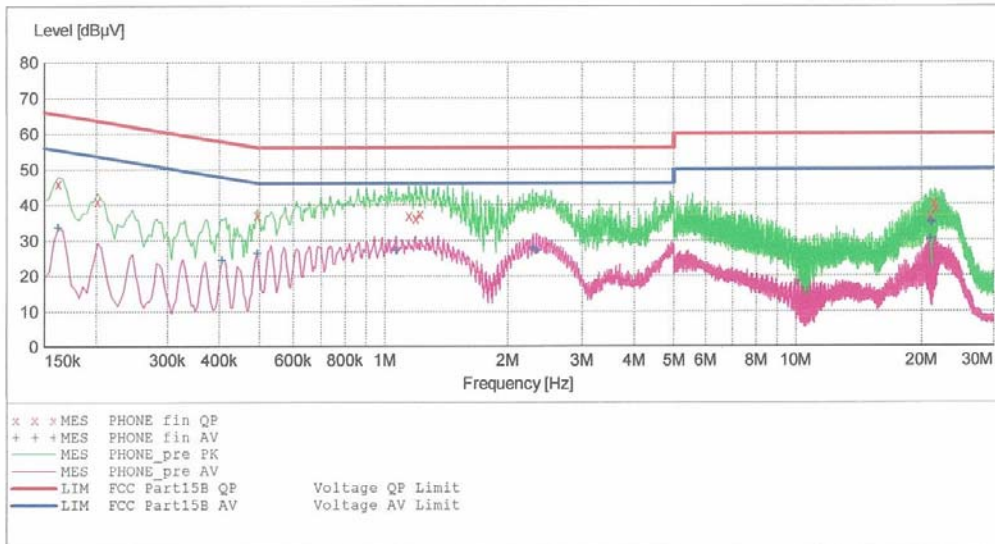
HCT

EMC

EUT: GT-S5369
 Manufacturer: SAMSUNG
 Operating Condition: WLAN MODE
 Test Site: SHIELD ROOM
 Operator: JS LEE
 Test Specification: FCC PART15 CLASS C
 Comment: N

SCAN TABLE: "FCC PART 15 B(N)"

Short Description:		FCC PART 15 CLASS B					Transducer
Start	Stop	Step	Detector	Meas. Time	IF Bandw.		
150.0 kHz	500.0 kHz	4.0 kHz	MaxPeak	10.0 ms	9 kHz	None	
			Average				
500.0 kHz	5.0 MHz	4.0 kHz	MaxPeak	10.0 ms	9 kHz	None	
			Average				
5.0 MHz	30.0 MHz	4.0 kHz	MaxPeak	10.0 ms	9 kHz	None	
			Average				



MEASUREMENT RESULT: "PHONE_fin QP"

10/25/2011 4:12PM

Frequency MHz	Level dBµV	Transd dB	Limit dBµV	Margin dB	Line	PE
0.162010	46.00	10.3	65	19.4	---	---
0.202010	41.00	10.3	64	22.5	---	---
0.494010	37.10	10.3	56	19.0	---	---
1.148000	37.00	10.4	56	19.0	---	---
1.192000	36.20	10.4	56	19.8	---	---
1.228000	37.30	10.4	56	18.7	---	---
20.996000	37.00	11.7	60	23.0	---	---
21.444000	40.50	11.7	60	19.5	---	---
21.652000	39.00	11.7	60	21.0	---	---

FCC PT.15.247 TEST REPORT	FCC CERTIFICATION REPORT		www.hct.co.kr
Test Report No. HCTR1110FR10	Date of Issue: October 26, 2011	EUT Type: 850/1900 GSM/GPRS Phone with Bluetooth, WLAN and EDGE Rx Only	FCC ID: A3LGT5369

MEASUREMENT RESULT: "PHONE_fin AV"

10/25/2011 4:12PM

Frequency MHz	Level dBμV	Transd dB	Limit dBμV	Margin dB	Line	PE
0.162010	33.60	10.3	55	21.8	---	---
0.406010	24.40	10.3	48	23.3	---	---
0.494010	26.30	10.3	46	19.8	---	---
1.068000	27.00	10.4	46	19.0	---	---
2.300000	27.70	10.4	46	18.3	---	---
2.344000	27.10	10.4	46	18.9	---	---
20.996000	30.20	11.7	50	19.8	---	---
21.116000	35.00	11.7	50	15.0	---	---
21.156000	34.70	11.7	50	15.3	---	---

FCC PT.15.247 TEST REPORT	FCC CERTIFICATION REPORT		www.hct.co.kr
Test Report No. HCTR1110FR10	Date of Issue: October 26, 2011	EUT Type: 850/1900 GSM/GPRS Phone with Bluetooth, WLAN and EDGE Rx Only	FCC ID: A3LGTS5369

8. LIST OF TEST EQUIPMENT

Manufacturer	Model / Equipment	Calibration Interval	Calibration Due	Serial No.
Rohde & Schwarz	ESH2-Z5/ LISN	Annual	02/01/2012	861741/013
Schwarzbeck	VULB 9168/ TRILOG Antenna	Biennial	02/09/2013	200
Rohde & Schwarz	ESI 40 / EMI TEST RECEIVER	Annual	05/26/2012	831564103
Agilent	E4440A/ Spectrum Analyzer	Annual	05/02/2012	US45303008
Agilent	N9020A/ SIGNAL ANALYZER	Annual	09/23/2012	MY51110020
HD	MA240/ Antenna Position Tower	N/A	N/A	556
EMCO	1050/ Turn Table	N/A	N/A	114
HD GmbH	HD 100/ Controller	N/A	N/A	13
HD GmbH	KMS 560/ SlideBar	N/A	N/A	12
Rohde & Schwarz	ESH3-Z2/ PULSE LIMITER	Annual	08/01/2012	375.8810.352
Rohde & Schwarz	SCU-18/ Signal Conditioning Unit	Annual	09/19/2012	10094
MITEQ	AFS44-00102650-42-10P-44-PS/ POWER AMP	Annual	09/23/2012	1532439
Schwarzbeck	BBHA 9120D/ Horn Antenna	Biennial	04/13/2012	147
Rohde & Schwarz	FSP / Spectrum Analyzer	Annual	03/23/2012	839117/011
Agilent	E4440A / Spectrum Analyzer	Annual	05/02/2012	US45303008
Agilent	E4416A /Power Meter	Annual	01/04/2012	GB41291412
Agilent	E9327A /POWER SENSOR	Annual	05/02/2012	MY4442009
Wainwright Instrument	WHF3.3/18G-10EF / High Pass Filter	Annual	05/02/2012	1
Wainwright Instrument	WRCJ2400/2483.5-2370/2520-60/14SS / Band Reject Filter	Annual	05/02/2012	1
Hewlett Packard	11636B/Power Divider	Annual	12/29/2011	11377
Hewlett Packard	11667B / Power Splitter	Annual	11/08/2011	10126
DIGITAL	EP-3010 /DC POWER SUPPLY	Annual	01/04/2012	3110117
ITECH	IT6720 / DC POWER SUPPLY	Annual	12/01/2011	010002156287001199
TESCOM	TC-3000C / BLUETOOTH TESTER	Annual	04/01/2012	3000C000276
Rohde & Schwarz	CBT / BLUETOOTH TESTER	Annual	05/02/2012	100422
EMCO	6502.LOOP ANTENNA	Biennial	01/13/2012	9009-2536