





# APPENDIX F: SAR TEST SETUP PHOTOGRAPHS



FCC ID A3LGTS5310T		SAR EVALUATION REPORT		<b>Reviewed by:</b> Quality Manager
<b>Test Dates:</b> 09/16/13 - 09/30/13	<b>DUT Type:</b> Portable Handset			APPENDIX F: Page 1 of 6



**SAR Test Setup Photo 1 – Right Cheek**



**SAR Test Setup Photo 2 – Right Tilt**



<b>FCC ID</b> A3LGTS5310T		<b>SAR EVALUATION REPORT</b>	 <b>Reviewed by:</b> Quality Manager
<b>Test Dates:</b> 09/16/13 - 09/30/13	<b>DUT Type:</b> Portable Handset	<b>APPENDIX F:</b> Page 2 of 6	




**SAR Test Setup Photo 3 – Left Cheek**




**SAR Test Setup Photo 4 – Left Tilt**



FCC ID A3LGT55310T		SAR EVALUATION REPORT		Reviewed by: Quality Manager
Test Dates: 09/16/13 - 09/30/13	DUT Type: Portable Handset			APPENDIX F: Page 3 of 6



**SAR Test Setup Photo 5 – Back Side at 1.0 cm**




**SAR Test Setup Photo 6 – Front Side at 1.0 cm**



<b>FCC ID</b> A3LGTS5310T		<b>SAR EVALUATION REPORT</b>		<b>Reviewed by:</b> Quality Manager
<b>Test Dates:</b> 09/16/13 - 09/30/13	<b>DUT Type:</b> Portable Handset			<b>APPENDIX F:</b> Page 4 of 6




**SAR Test Setup Photo 7 – Bottom Edge at 1.0 cm**



**SAR Test Setup Photo 8– Right Edge at 1.0 cm**



FCC ID A3LGTS5310T		SAR EVALUATION REPORT		Reviewed by: Quality Manager
Test Dates: 09/16/13 - 09/30/13	DUT Type: Portable Handset			APPENDIX F: Page 5 of 6



SAR Test Setup Photo 9 – Left Edge at 1.0 cm



SAR Test Setup Photo 9 – Horizontal and Vertical Reference Lines

FCC ID A3LGTS5310T		SAR EVALUATION REPORT	 Reviewed by: Quality Manager
<b>Test Dates:</b> 09/16/13 - 09/30/13	<b>DUT Type:</b> Portable Handset	<b>APPENDIX F:</b> Page 6 of 6	