



APPENDIX F: SAR TEST SETUP PHOTOGRAPHS



FCC ID A3LGTS5301L		SAR EVALUATION REPORT		Reviewed by: Quality Manager
Test Dates: 11/15/12 - 11/26/12	DUT Type: Portable Handset			APPENDIX F: Page 1 of 7



SAR Test Setup Photo 1: Right Cheek



SAR Test Setup Photo 2: Right Tilt



FCC ID A3LGTS5301L		SAR EVALUATION REPORT		Reviewed by: Quality Manager
Test Dates: 11/15/12 - 11/26/12	DUT Type: Portable Handset			APPENDIX F: Page 2 of 7



SAR Test Setup Photo 3: Left Cheek



SAR Test Setup Photo 4: Left Tilt



FCC ID A3LGTS5301L		SAR EVALUATION REPORT		Reviewed by: Quality Manager
Test Dates: 11/15/12 - 11/26/12	DUT Type: Portable Handset			APPENDIX F: Page 3 of 7



SAR Test Setup Photo 5: Back at 1.0 cm



SAR Test Setup Photo 6: Front at 1.0 cm



FCC ID A3LGTS5301L		SAR EVALUATION REPORT		Reviewed by: Quality Manager
Test Dates: 11/15/12 - 11/26/12	DUT Type: Portable Handset			APPENDIX F: Page 4 of 7



SAR Test Setup Photo 7: Top at 1.0 cm



SAR Test Setup Photo 8: Bottom at 1.0 cm



FCC ID A3LGTS5301L		SAR EVALUATION REPORT		Reviewed by: Quality Manager
Test Dates: 11/15/12 - 11/26/12	DUT Type: Portable Handset			APPENDIX F: Page 5 of 7



SAR Test Setup Photo 9: Right at 1.0 cm





SAR Test Setup Photo 10: Left at 1.0 cm

FCC ID A3LGTS5301L		SAR EVALUATION REPORT		Reviewed by: Quality Manager
Test Dates: 11/15/12 - 11/26/12	DUT Type: Portable Handset			APPENDIX F: Page 6 of 7



SAR Test Setup Photo 11: DUT Vertical and Horizontal Reference Lines

FCC ID A3LGTS5301L		SAR EVALUATION REPORT		Reviewed by: Quality Manager
Test Dates: 11/15/12 - 11/26/12	DUT Type: Portable Handset			APPENDIX F: Page 7 of 7