



# APPENDIX D: SAR TEST SETUP PHOTOGRAPHS



<b>FCC ID:</b> A3LGTS5301B		<b>SAR EVALUATION REPORT</b>		<b>Reviewed by:</b> Quality Manager
<b>Test Dates:</b> 11/14/12 - 11/16/12	<b>DUT Type:</b> Portable Handset			Page D1 of D7




**SAR Test Setup Photo 1 – Right Cheek**



**SAR Test Setup Photo 2 – Right Tilt**



<b>FCC ID:</b> A3LGT5301B		<b>SAR EVALUATION REPORT</b>		<b>Reviewed by:</b> Quality Manager
<b>Test Dates:</b> 11/14/12 - 11/16/12	<b>DUT Type:</b> Portable Handset			Page D2 of D7




**SAR Test Setup Photo 3 – Left Cheek**




**SAR Test Setup Photo 4 – Left Tilt**



<b>FCC ID:</b> A3LGTS5301B		<b>SAR EVALUATION REPORT</b>		<b>Reviewed by:</b> Quality Manager
<b>Test Dates:</b> 11/14/12 - 11/16/12	<b>DUT Type:</b> Portable Handset			Page D3 of D7



**SAR Test Setup Photo 5 – Back side at 1.0 cm**



**SAR Test Setup Photo 6 – Front side at 1.0 cm**



<b>FCC ID:</b> A3LGTS5301B		<b>SAR EVALUATION REPORT</b>		<b>Reviewed by:</b> Quality Manager
<b>Test Dates:</b> 11/14/12 - 11/16/12	<b>DUT Type:</b> Portable Handset	Page D4 of D7		



**SAR Test Setup Photo 7 – Top Edge at 1.0 cm**




**SAR Test Setup Photo 8- Bottom Edge at 1.0 cm**



<b>FCC ID:</b> A3LGTS5301B		<b>SAR EVALUATION REPORT</b>		<b>Reviewed by:</b> Quality Manager
<b>Test Dates:</b> 11/14/12 - 11/16/12	<b>DUT Type:</b> Portable Handset			Page D5 of D7




**SAR Test Setup Photo 9 – Right Edge at 1.0 cm**



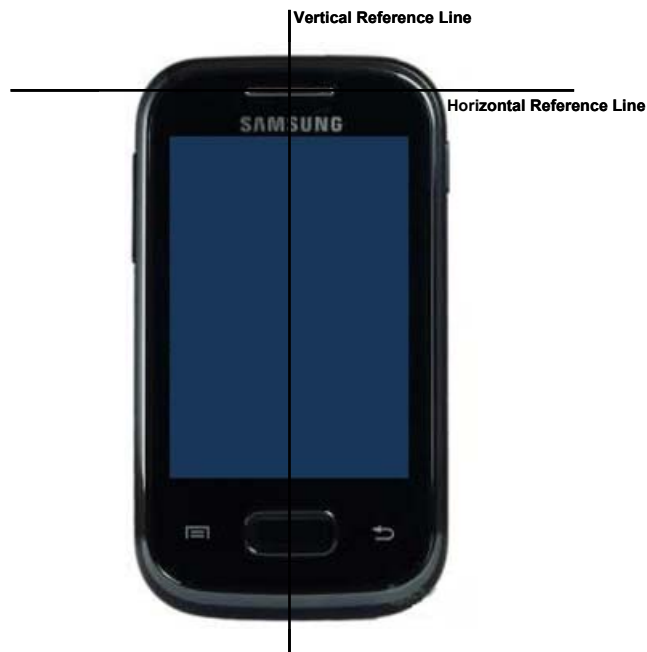
**SAR Test Setup Photo 10 – Left Edge at 1.0 cm**

<b>FCC ID:</b> A3LGTS5301B		<b>SAR EVALUATION REPORT</b>		<b>Reviewed by:</b> Quality Manager
<b>Test Dates:</b> 11/14/12 - 11/16/12	<b>DUT Type:</b> Portable Handset			Page D6 of D7





**SAR Test Setup Photo 11 – Body-worn back side at 1.0 cm**

**Note:** Headset Cable is connected to the device during some body-worn SAR assessments, as seen above.



**SAR Test Setup Photo 12 – DUT Vertical and Horizontal Reference Lines**

FCC ID: A3LGTS5301B		SAR EVALUATION REPORT		Reviewed by: Quality Manager
Test Dates: 11/14/12 - 11/16/12	DUT Type: Portable Handset			Page D7 of D7