



HCT CO., LTD.

CERTIFICATE OF COMPLIANCE FCC Certification

Applicant Name: SAMSUNG Electronics Co., Ltd.	Date of Issue: May 26, 2011
Address: 416, Maetan-3dong, Yeongtong-gu, Suwon-si, Gyeonggi-do, Korea	Test Site/Location: HCT CO., LTD., 105-1, Jangam-ri, Majang-Myeon, Icheon-si, Kyunggi-Do, Korea
	Report No.: HCTR1105FR16-1
	HCT FRN: 0005866421

FCC ID:	A3LGTS3770
APPLICANT:	SAMSUNG Electronics Co., Ltd.

FCC Model(s):	GT-S3770
EUT Type:	850/1900 GSM/GPRS Phone with Bluetooth and EDGE Rx only
Max. RF Output Power:	Wi-Fi 802.11b(23.23 dBm) / Wi-Fi 802.11g (23.06 dBm)
Frequency Range:	2412 MHz -2462 MHz
Modulation type	CCK/DSSS/OFDM
FCC Classification:	Digital Transmission System(DTS)
FCC Rule Part(s):	Part 15.247

Engineering Statement:

The measurements shown in this report were made in accordance with the procedures indicated, and the emissions from this equipment were found to be within the limits applicable. I assume full responsibility for the accuracy and completeness of these measurements, and for the qualifications of all persons taking them.

HCT CO., LTD. Certifies that no party to this application has subject to a denial of Federal benefits that includes FCC benefits pursuant to section 5301 of the Anti-Drug Abuse Act of 1998,21 U.S. C.853(a)

Jong Seok Lee

Report prepared by
: Jong Seok Lee
Test engineer of RF Team

Chang Seok Choi

Approved by
: Chang Seok Choi
Manager of RF Team

This report only responds to the tested sample and may not be reproduced, except in full, without written approval of the HCT Co., Ltd.

FCC PT.15.247 TEST REPORT		FCC CERTIFICATION REPORT		www.hct.co.kr
Test Report No. HCTR1105FR16-1	Date of Issue: May 26, 2011	EUT Type: 850/1900 GSM/GPRS Phone with Bluetooth and EDGE Rx only	FCC ID: A3LGTS3770	

Version

TEST REPORT NO.	DATE	DESCRIPTION
HCTR1105FR16	May 24, 2011	- First Approval Report
HCTR1105FR16-1	May 26, 2011	- Change of the EUT Type

Table of Contents

- 1. GENERAL INFORMATION 4
- 2. EUT DESCRIPTION 4
- 3. TEST METHODOLOGY 5
 - 3.1 EUT CONFIGURATION 5
 - 3.2 EUT EXERCISE 5
 - 3.3 GENERAL TEST PROCEDURES 5
 - 3.4 DESCRIPTION OF TEST MODES 5
- 4. INSTRUMENT CALIBRATION..... 6
- 5. FACILITIES AND ACCREDITATIONS 6
 - 5.1 FACILITIES 6
 - 5.2 EQUIPMENT 6
- 6. ANTENNA REQUIREMENTS 7
- 7. TEST RESULT 8
 - 7.1 6dB BANDWIDTH MEASUREMENT (802.11b/g) 8
 - 7.2 OUTPUT POWER MEASUREMENT (802.11b/g)..... 1 2
 - 7.3 POWER SPECTRAL DENSITY (802.11b/g)..... 5 3
 - 7.4 OUT OF BAND EMISSIONS AT THE BAND EDGE/ CONDUCTED SPURIOUS EMISSIONS ... 5 7
 - 7.5 RADIATED MEASUREMENT..... 6 6
 - 7.5.1 RADIATED SPURIOUS EMISSIONS..... 6 6
 - 7.5.2 RADIATED RESTRICTED BAND EDGE MEASUREMENTS 7 4
 - 7.6 POWERLINE CONDUCTED EMISSIONS 7 5
- 8. LIST OF TEST EQUIPMENT 8 0

FCC PT.15.247 TEST REPORT		FCC CERTIFICATION REPORT		www.hct.co.kr
Test Report No. HCTR1105FR16-1	Date of Issue: May 26, 2011	EUT Type: 850/1900 GSM/GPRS Phone with Bluetooth and EDGE Rx only		FCC ID: A3LGTS3770



1. GENERAL INFORMATION

Applicant: SAMSUNG Electronics Co., Ltd.
Address: 416, Maetan-3dong, Yeongtong-gu, Suwon-si, Gyeonggi-do, Korea
FCC ID: A3LGTS3770
EUT Type: 850/1900 GSM/GPRS Phone with Bluetooth and EDGE Rx only
Model Name: GT-S3770
Date of Test: May 20, 2011 ~ May 23, 2011
Contact person: Name: Jae Hyuk Lee
 Phone #: +82-31-301-7274
 Fax #: +82-31-279-2349
Place of Tests: HCT Co., Ltd.
 105-1, Jangam-ri, Majang-Myeon, Icheon-si, Kyunggi-Do, 467-811, KOREA.
 (IC Recognition No. : 5944A-3)

2. EUT DESCRIPTION

EUT Type	850/1900 GSM/GPRS Phone with Bluetooth and EDGE Rx only	
Model Name	GT-S3770	
Version	Hardware : REV1.1/ Software : S3770.003	
Power Supply	DC 3.7 V	
Battery type	Li-ion Battery(Standard)	
Frequency Range	TX: 2412 MHz ~ 2462 MHz RX: 2412 MHz ~ 2462 MHz	
Max. RF Output Power:	Peak:	Wi-Fi 802.11b(23.23 dBm) / Wi-Fi 802.11g (23.06 dBm)
	Average:	Wi-Fi 802.11b(16.90 dBm) / Wi-Fi 802.11g (13.43 dBm)
Modulation Type	DSSS/CCK(802.11b), OFDM(802.11g)	
Antenna Specification	Manufacturer: Patron Antenna type: FPCB Antenna Peak Gain : 0.64 dBi	

FCC PT.15.247 TEST REPORT	FCC CERTIFICATION REPORT		www.hct.co.kr
Test Report No. HCTR1105FR16-1	Date of Issue: May 26, 2011	EUT Type: 850/1900 GSM/GPRS Phone with Bluetooth and EDGE Rx only	FCC ID: A3LGTS3770

3. TEST METHODOLOGY

The measurement procedure described in the American National Standard for Methods of Measurement of Radio-Noise Emission from Low-Voltage Electrical and Electronic Equipment in the Range of 9kHz to 40GHz(ANSI C63.4-2003)

3.1 EUT CONFIGURATION

The EUT configuration for testing is installed on RF field strength measurement to meet the Commissions requirement and operating in a manner that intends to maximize its emission characteristics in a continuous normal application.

3.2 EUT EXERCISE

The EUT was operated in the engineering mode to fix the Tx frequency that was for the purpose of the measurements. According to its specifications, the EUT must comply with the requirements of the Section 15.207, 15.209 and 15.247 under the FCC Rules Part 15 Subpart C.

3.3 GENERAL TEST PROCEDURES

Conducted Emissions

The EUT is placed on the turntable, which is 0.8 m above ground plane. According to the requirements in Section 13.1.4.1 of ANSI C63.4. (Version :2003) Conducted emissions from the EUT measured in the frequency range between 0.15 MHz and 30MHz using CISPR Quasi-peak and average detector modes.

Radiated Emissions

The EUT is placed on a turn table, which is 0.8 m above ground plane. The turntable shall rotate 360 degrees to determine the position of maximum emission level. EUT is set 3 m away from the receiving antenna, which varied from 1 m to 4 m to find out the highest emission. And also, each emission was to be maximized by changing the polarization of receiving antenna both horizontal and vertical. In order to find out the max. emission, the relative positions of this hand-held transmitter (EUT) was rotated through three orthogonal axes according to the requirements in Section 13.1.4.1 of ANSI C63.4. (Version: 2003)

3.4 DESCRIPTION OF TEST MODES

The EUT has been tested under operating condition. Test program used to control the EUT for staying in continuous transmitting and receiving mode is programmed.

Channel low, mid and high with highest data rate (worst case) is chosen for full testing.

FCC PT.15.247 TEST REPORT	FCC CERTIFICATION REPORT		www.hct.co.kr
Test Report No. HCTR1105FR16-1	Date of Issue: May 26, 2011	EUT Type: 850/1900 GSM/GPRS Phone with Bluetooth and EDGE Rx only	FCC ID: A3LGTS3770

4. INSTRUMENT CALIBRATION

The measuring equipment, which was utilized in performing the tests documented herein, has been calibrated in accordance with the manufacturer's recommendations for utilizing calibration equipments, which is traceable to recognized national standards.

5. FACILITIES AND ACCREDITATIONS

5.1 FACILITIES

The SAC(Semi-Anechoic Chamber) and conducted measurement facility used to collect the radiated data are located at the 105-1, Jangam-ri, Majang-Myeon, Icheon-si, Kyunggi-Do, 467-811, Korea. The site is constructed in conformance with the requirements of ANSI C63.4. (Version :2003) and CISPR Publication 22. Detailed description of test facility was submitted to the Commission and accepted dated March 02, 2011 (Registration Number: 90661)

5.2 EQUIPMENT

Radiated emissions are measured with one or more of the following types of Linearly polarized antennas: tuned dipole, bi-conical, log periodic, bi-log, and/or ridged waveguide, horn. Spectrum analyzers with pre-selectors and quasi-peak detectors are used to perform radiated measurements. Conducted emissions are measured with Line Impedance Stabilization Networks and EMI Test Receivers. Calibrated wideband preamplifiers, coaxial cables, and coaxial attenuators are also used for making measurements.

All receiving equipment conforms to CISPR Publication 16-1, "Radio Interference Measuring Apparatus and Measurement Methods."

FCC PT.15.247 TEST REPORT		FCC CERTIFICATION REPORT		www.hct.co.kr
Test Report No. HCTR1105FR16-1	Date of Issue: May 26, 2011	EUT Type: 850/1900 GSM/GPRS Phone with Bluetooth and EDGE Rx only	FCC ID: A3LGTS3770	

6. ANTENNA REQUIREMENTS

According to FCC 47 CFR §15.203:

“An intentional radiator antenna shall be designed to ensure that no antenna other than that furnished by the responsible party can be used with the device. The use of a permanently attached antenna or of an antenna that uses a unique coupling to the intentional radiator shall be considered sufficient to comply with the provisions of this section.”

* The antennas of this E.U.T are permanently attached.

*The E.U.T Complies with the requirement of §15.203

FCC PT.15.247 TEST REPORT		FCC CERTIFICATION REPORT		www.hct.co.kr
Test Report No. HCTR1105FR16-1	Date of Issue: May 26, 2011	EUT Type: 850/1900 GSM/GPRS Phone with Bluetooth and EDGE Rx only	FCC ID: A3LGTS3770	

7. TEST RESULT

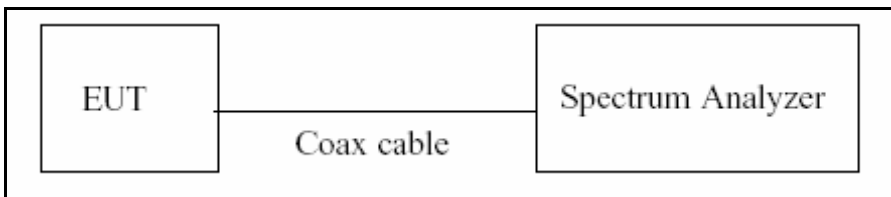
7.1 6dB BANDWIDTH MEASUREMENT (802.11b/g)

Test Requirements and limit, §15.247(a)(2)

The bandwidth at 6dB down from the highest in-band spectral density is measured with a spectrum analyzer connected to the receive antenna while the EUT is operating in transmission mode at the appropriate frequencies.

The minimum permissible 6dB bandwidth is 500 kHz.

■ TEST CONFIGURATION



■ TEST PROCEDURE

The transmitter output is connected to the Spectrum Analyzer.

The Spectrum Analyzer is set to

RBW: 100 kHz

VBW: 100 kHz

SPAN: 40 MHz

■ TEST RESULTS

Conducted 6dB Bandwidth Measurements for 802.11b

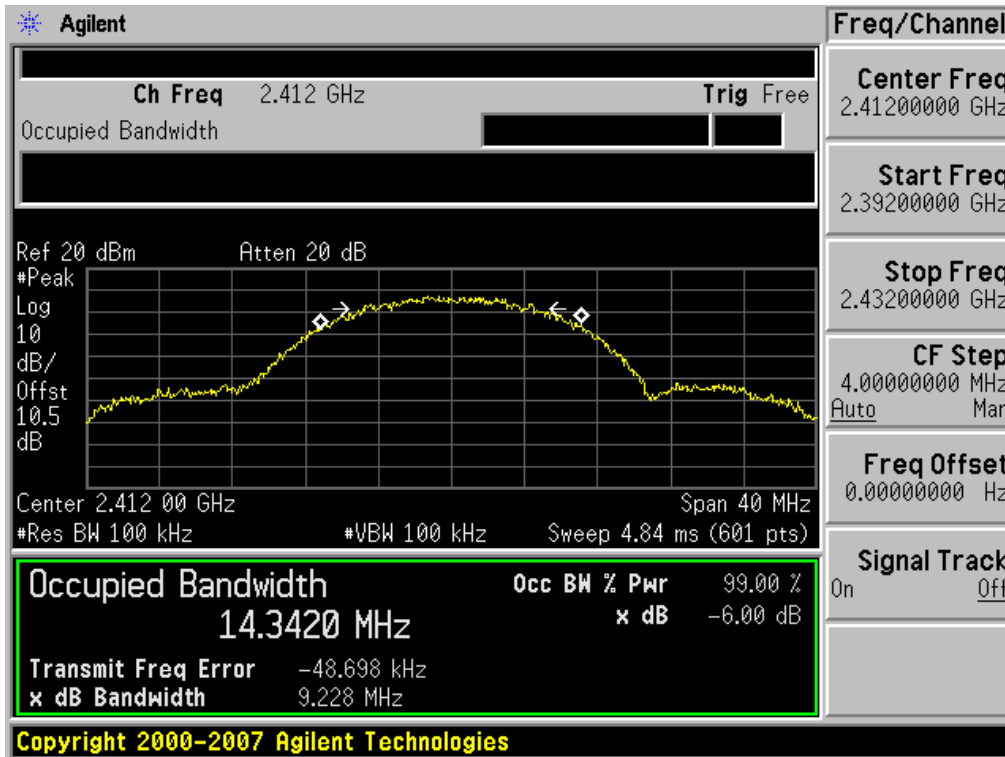
802.11b Mode		Measured Bandwidth [MHz]	Minimum Bandwidth [MHz]	Pass / Fail
Frequency [MHz]	Channel No.			
2412	1	9.228	0.500	Pass
2437	6	9.160	0.500	Pass
2462	11	10.100	0.500	Pass

Conducted 6dB Bandwidth Measurements for 802.11g

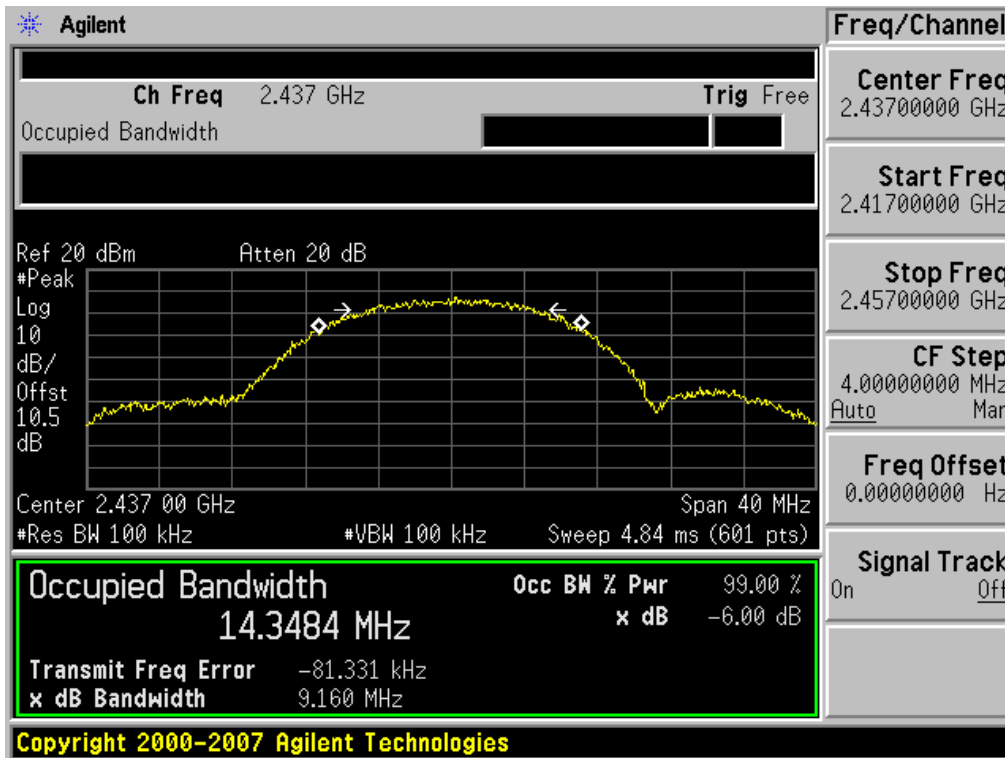
802.11g Mode		Measured Bandwidth [MHz]	Minimum Bandwidth [MHz]	Pass / Fail
Frequency [MHz]	Channel No.			
2412	1	16.408	0.500	Pass
2437	6	16.427	0.500	Pass
2462	11	16.439	0.500	Pass

RESULT PLOTS

6dB Bandwidth plot (802.11b-CH 1)

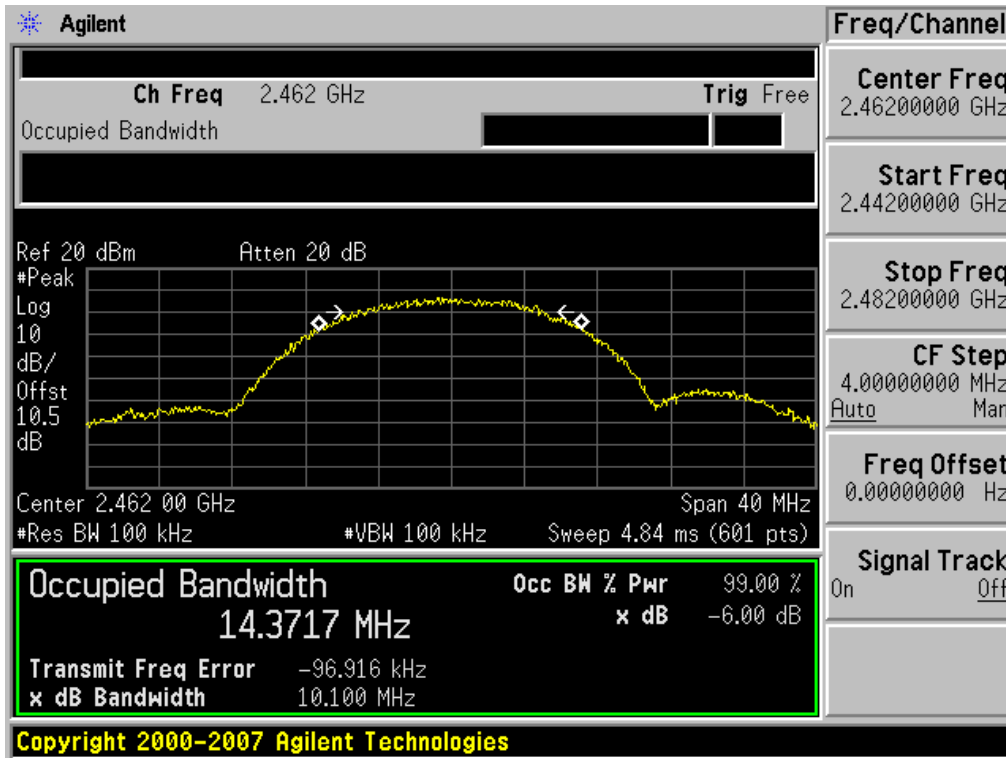


6dB Bandwidth plot (802.11b-CH 6)

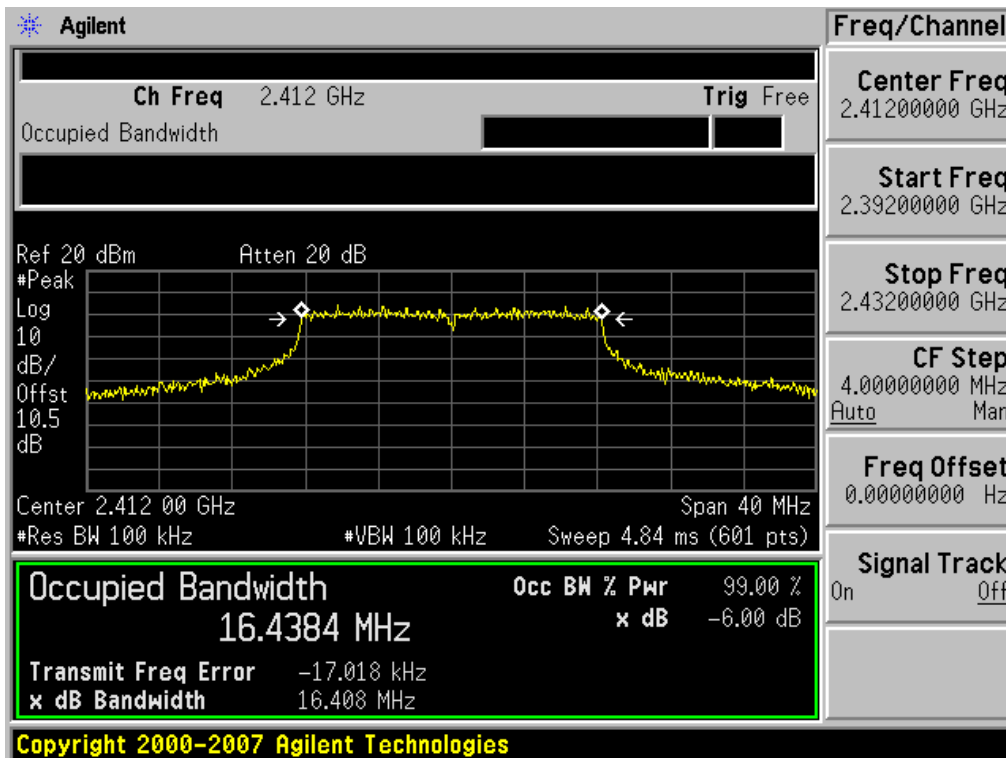


FCC PT.15.247 TEST REPORT	FCC CERTIFICATION REPORT		www.hct.co.kr
Test Report No. HCTR1105FR16-1	Date of Issue: May 26, 2011	EUT Type: 850/1900 GSM/GPRS Phone with Bluetooth and EDGE Rx only	FCC ID: A3LGTS3770

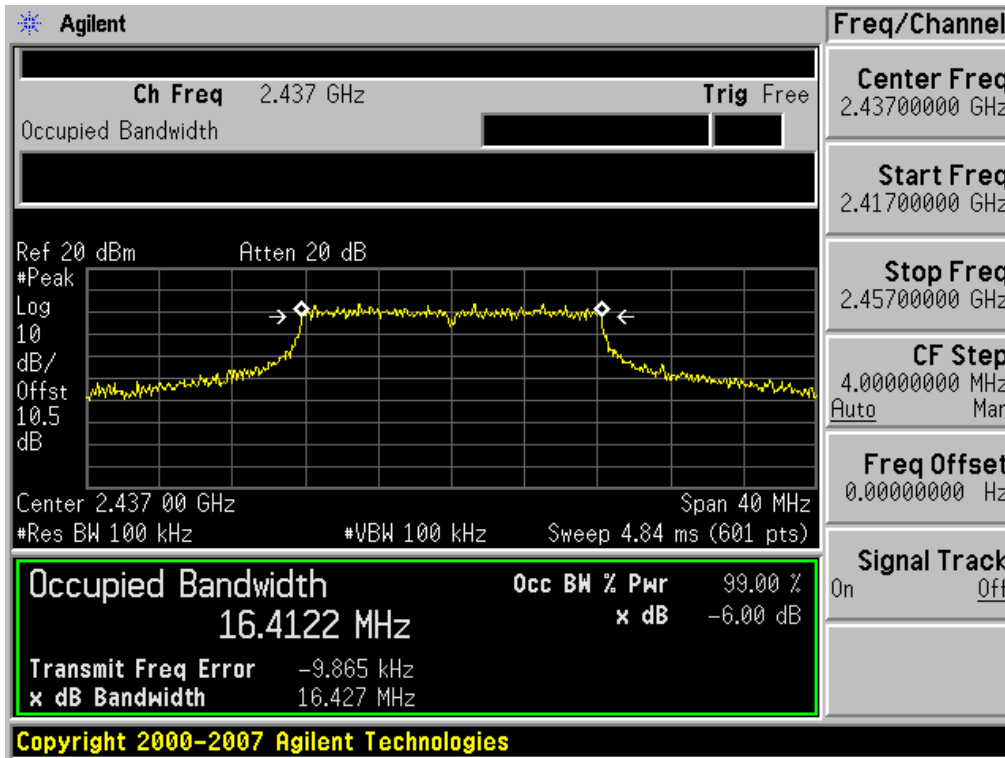
6dB Bandwidth plot (802.11b-CH 11)



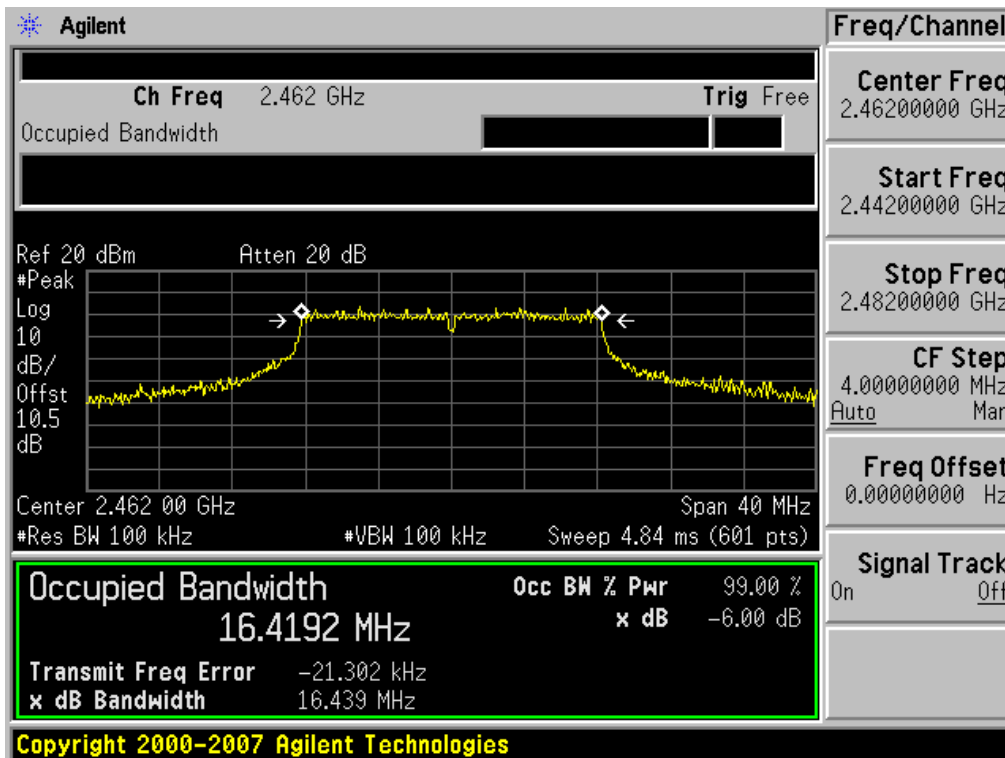
6dB Bandwidth plot (802.11g-CH 1)



6dB Bandwidth plot (802.11g-CH 6)



6dB Bandwidth plot (802.11g-CH 11)



FCC PT.15.247 TEST REPORT	FCC CERTIFICATION REPORT		www.hct.co.kr
Test Report No. HCTR1105FR16-1	Date of Issue: May 26, 2011	EUT Type: 850/1900 GSM/GPRS Phone with Bluetooth and EDGE Rx only	FCC ID: A3LGTS3770


7.2 OUTPUT POWER MEASUREMENT (802.11b/g)

Test Requirements and limit, §15.247(b)(3)

A transmitter antenna terminal of EUT is connected to the input of a Spectrum Analyzer. Measurement is made while the EUT is operating in transmission mode at the appropriate frequencies.

The maximum permissible conducted output power is 1 Watt.

■ TEST CONFIGURATION



■ TEST PROCEDURE

The transmitter output is connected to the Spectrum Analyzer.

The Spectrum Analyzer is set to

RBW: 1 MHz

VBW: 1 MHz

SPAN: 40 MHz

Detector Mode = Peak

FCC PT.15.247 TEST REPORT		FCC CERTIFICATION REPORT		www.hct.co.kr
Test Report No. HCTR1105FR16-1	Date of Issue: May 26, 2011	EUT Type: 850/1900 GSM/GPRS Phone with Bluetooth and EDGE Rx only	FCC ID: A3LGTS3770	

■ TEST RESULTS-Peak

Conducted Output Power Measurements (802.11b Mode)

802.11b Mode		Rate (Mbps)	Measured Power(dBm)	Limit (dBm)
Frequency[MHz]	Channel No.			
2412	1	1 Mbps	19.51	30
		2 Mbps	19.90	30
		5.5 Mbps	21.87	30
		11 Mbps	23.23	30
2437	6	1 Mbps	19.39	30
		2 Mbps	19.63	30
		5.5 Mbps	21.55	30
		11 Mbps	23.08	30
2462	11	1 Mbps	18.81	30
		2 Mbps	19.21	30
		5.5 Mbps	21.13	30
		11 Mbps	22.68	30

Conducted Output Power Measurements (802.11g Mode)

802.11g Mode		Rate (Mbps)	Measured Power(dBm)	Limit (dBm)
Frequency[MHz]	Channel No.			
2412	1	6 Mbps	22.77	30
		9 Mbps	22.75	30
		12 Mbps	22.76	30
		18 Mbps	22.82	30
		24 Mbps	23.06	30
		36 Mbps	23.01	30
		48 Mbps	23.02	30
		54 Mbps	23.00	30
2437	6	6 Mbps	22.46	30
		9 Mbps	22.43	30
		12 Mbps	22.56	30
		18 Mbps	22.33	30
		24 Mbps	22.76	30
		36 Mbps	22.63	30
		48 Mbps	22.60	30
		54 Mbps	22.69	30
2462	11	6 Mbps	22.06	30
		9 Mbps	22.03	30
		12 Mbps	22.20	30
		18 Mbps	22.05	30
		24 Mbps	22.42	30
		36 Mbps	22.23	30
		48 Mbps	22.28	30
		54 Mbps	22.26	30

■ TEST RESULTS-Average

Conducted Output Power Measurements (802.11b Mode)

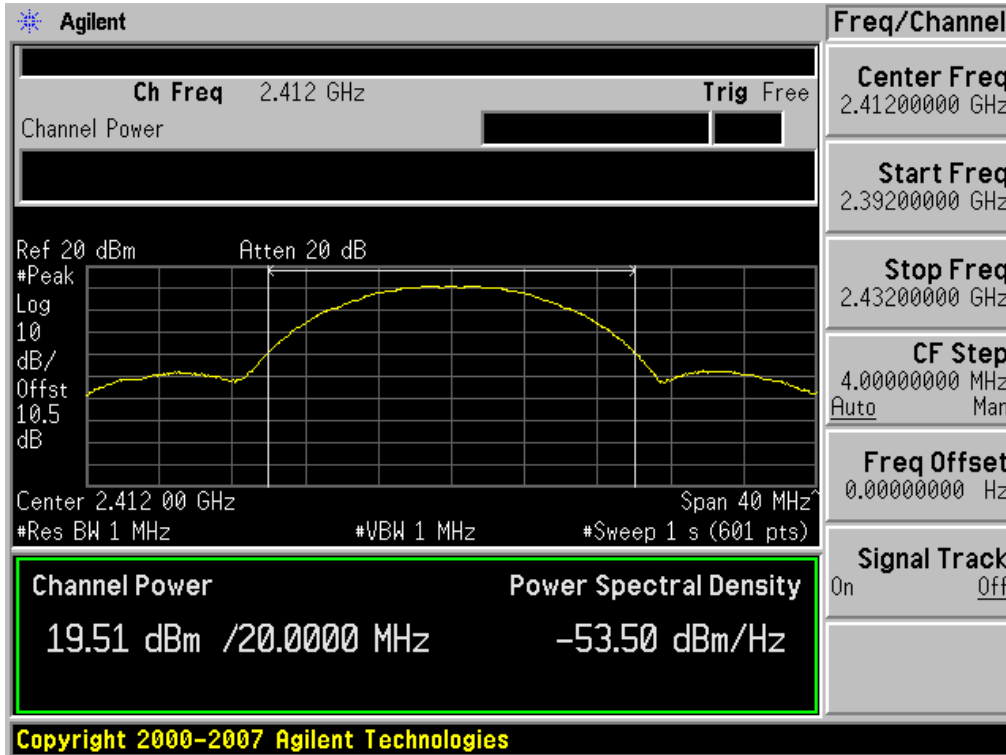
802.11b Mode		Rate (Mbps)	Measured Power(dBm)	Limit (dBm)
Frequency[MHz]	Channel No.			
2412	1	1 Mbps	16.90	30
		2 Mbps	16.46	30
		5.5 Mbps	15.23	30
		11 Mbps	14.12	30
2437	6	1 Mbps	16.55	30
		2 Mbps	16.20	30
		5.5 Mbps	14.94	30
		11 Mbps	13.81	30
2462	11	1 Mbps	16.10	30
		2 Mbps	15.75	30
		5.5 Mbps	14.50	30
		11 Mbps	13.38	30

Conducted Output Power Measurements (802.11g Mode)

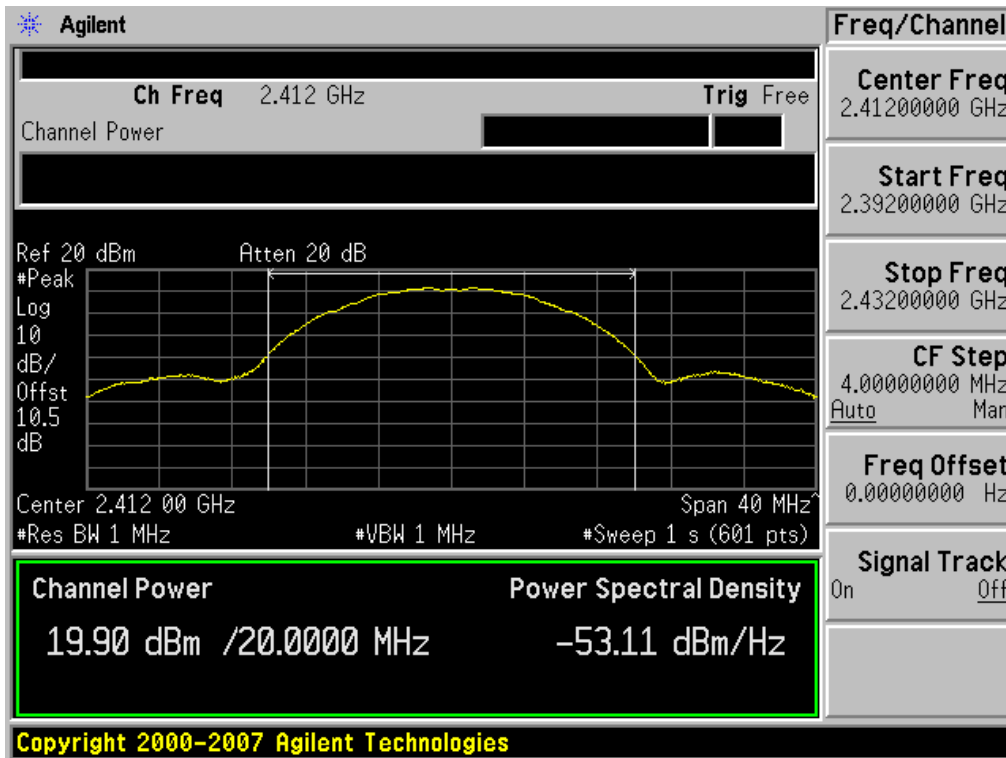
802.11g Mode		Rate (Mbps)	Measured Power(dBm)	Limit (dBm)
Frequency[MHz]	Channel No.			
2412	1	6 Mbps	13.43	30
		9 Mbps	12.62	30
		12 Mbps	11.95	30
		18 Mbps	10.77	30
		24 Mbps	9.90	30
		36 Mbps	8.67	30
		48 Mbps	7.75	30
		54 Mbps	7.44	30
2437	6	6 Mbps	13.12	30
		9 Mbps	12.31	30
		12 Mbps	11.64	30
		18 Mbps	10.59	30
		24 Mbps	9.56	30
		36 Mbps	8.34	30
		48 Mbps	7.39	30
		54 Mbps	7.08	30
2462	11	6 Mbps	12.75	30
		9 Mbps	11.90	30
		12 Mbps	11.23	30
		18 Mbps	10.18	30
		24 Mbps	9.17	30
		36 Mbps	7.94	30
		48 Mbps	7.00	30
		54 Mbps	6.67	30

RESULT PLOTS-Peak

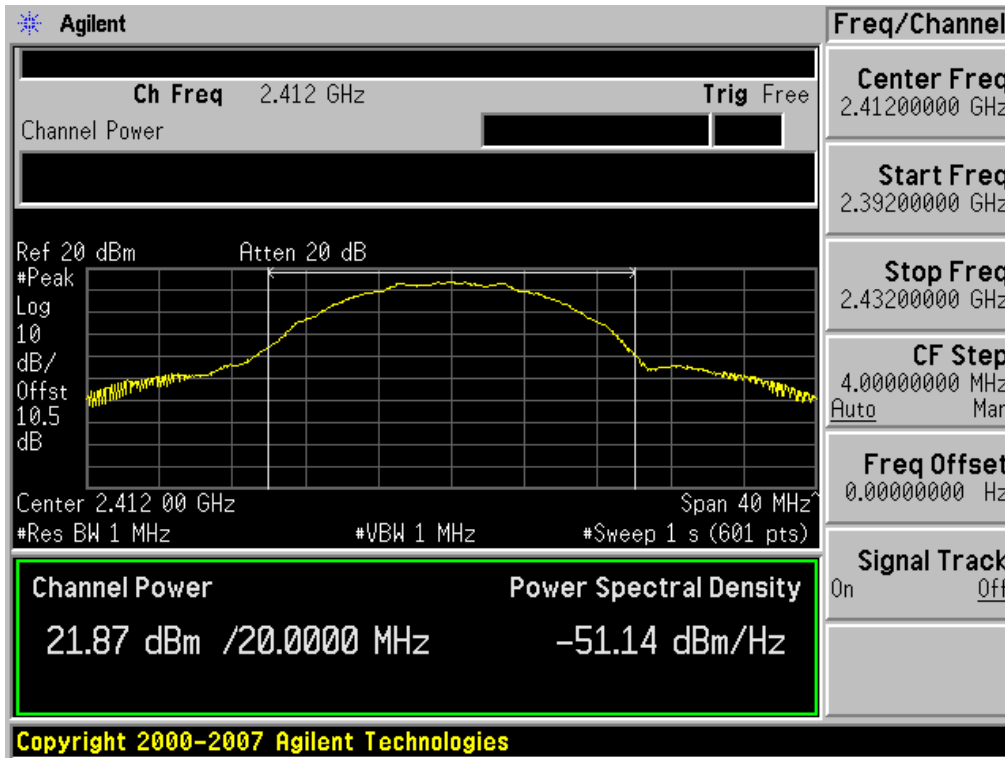
Conducted Output Power (802.11b-CH 1) 1Mbps



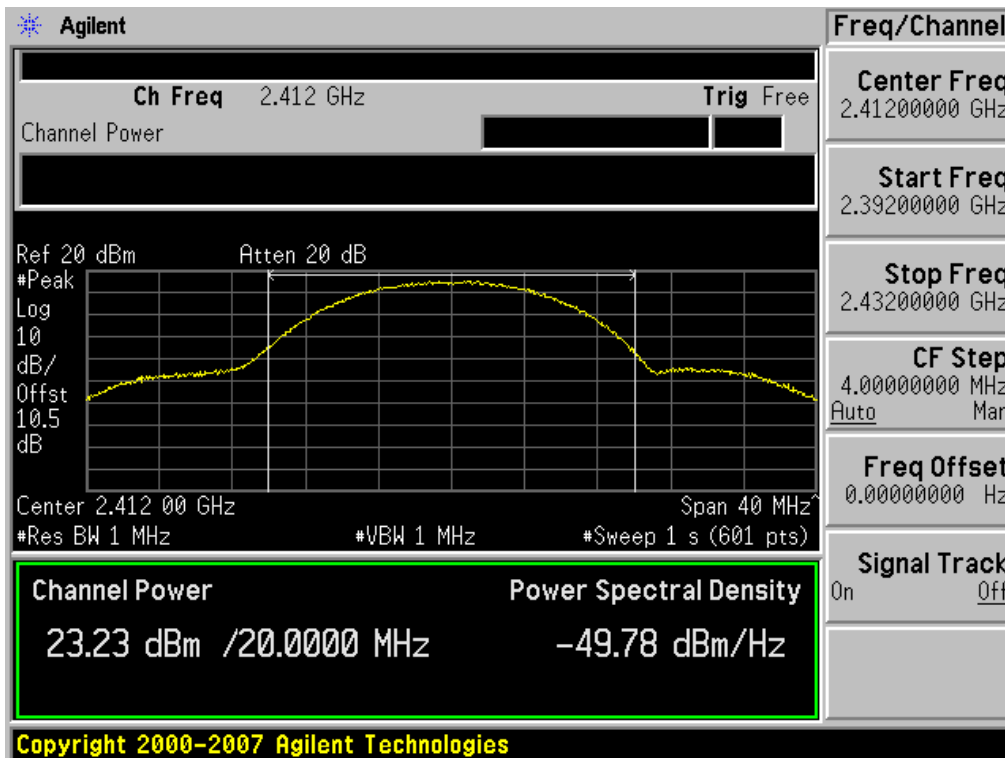
Conducted Output Power (802.11b-CH 1) 2Mbps



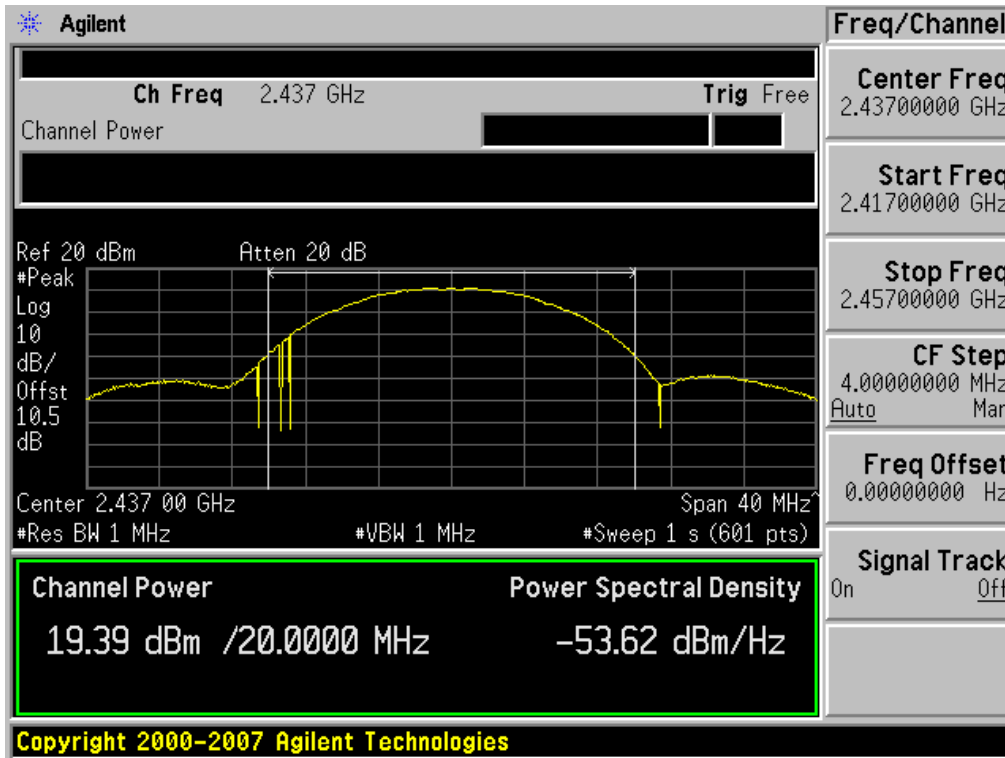
Conducted Output Power (802.11b-CH 1) 5.5Mbps



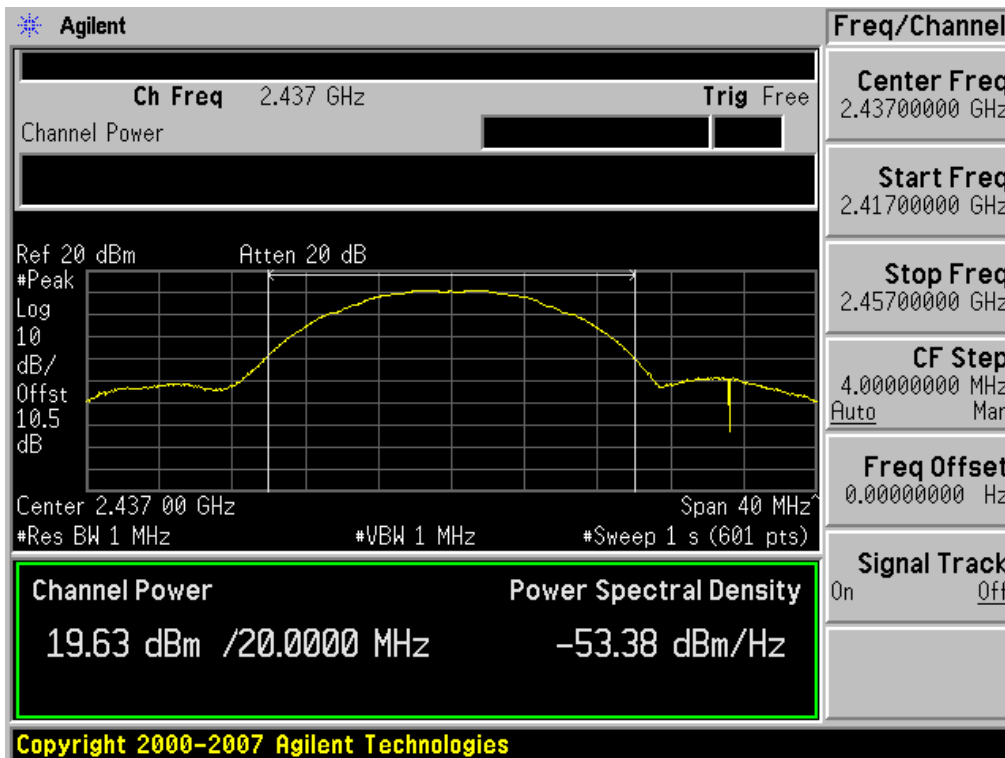
Conducted Output Power (802.11b-CH 1) 11Mbps



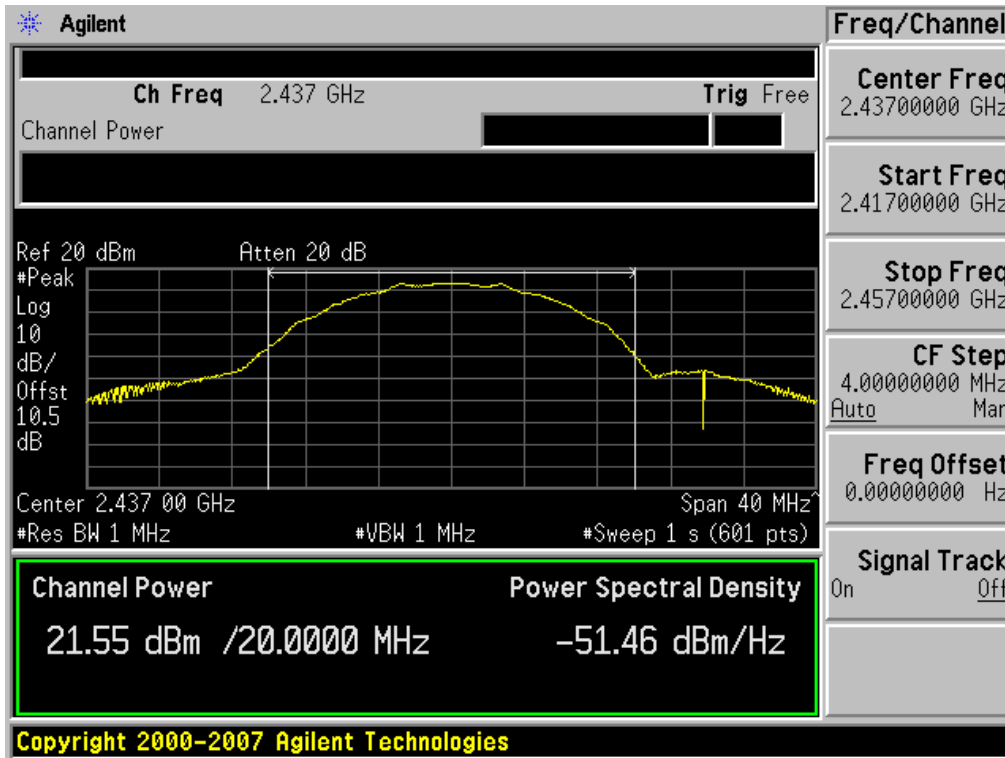
Conducted Output Power (802.11b-CH 6) 1Mbps



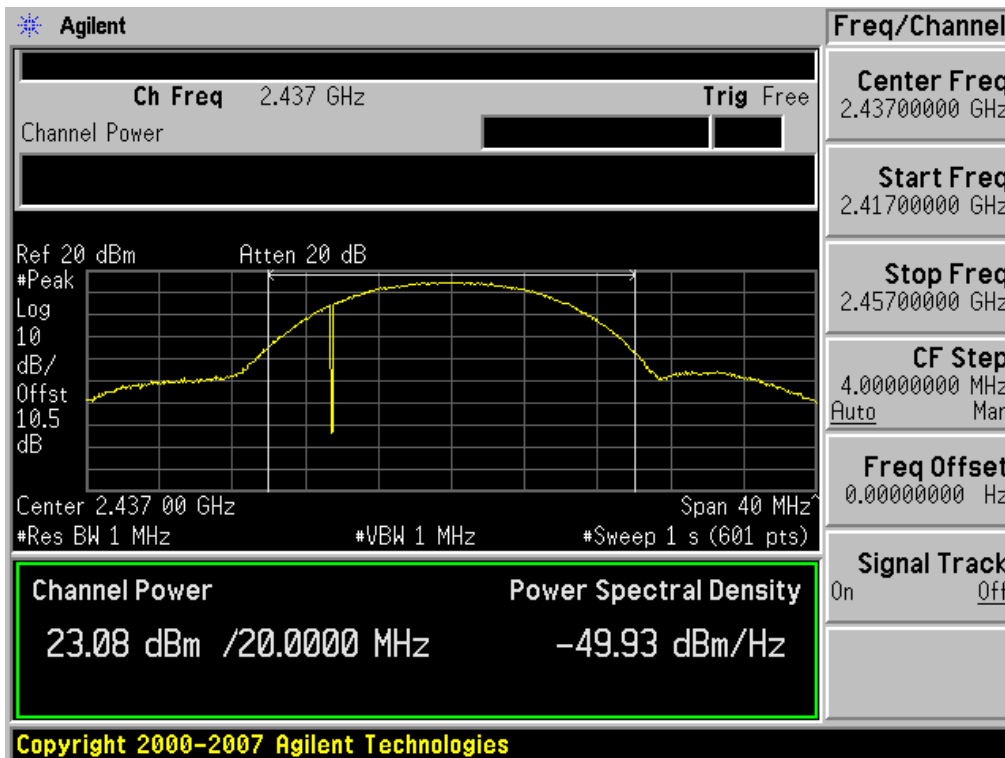
Conducted Output Power (802.11b-CH 6) 2Mbps



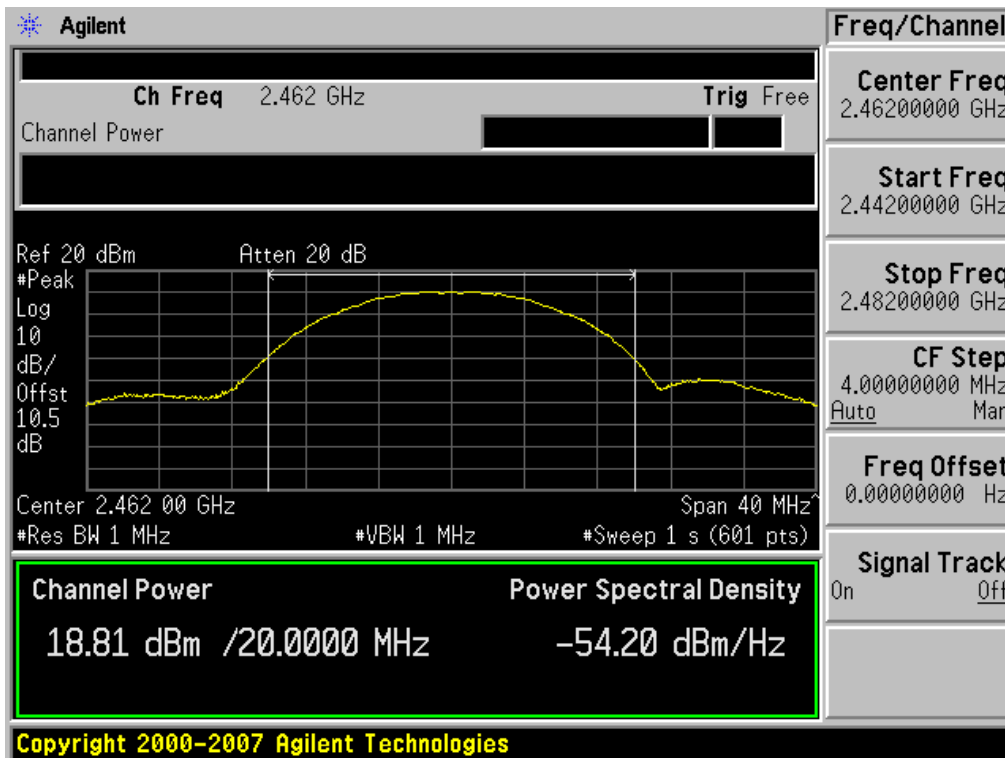
Conducted Output Power (802.11b-CH 6) 5.5Mbps



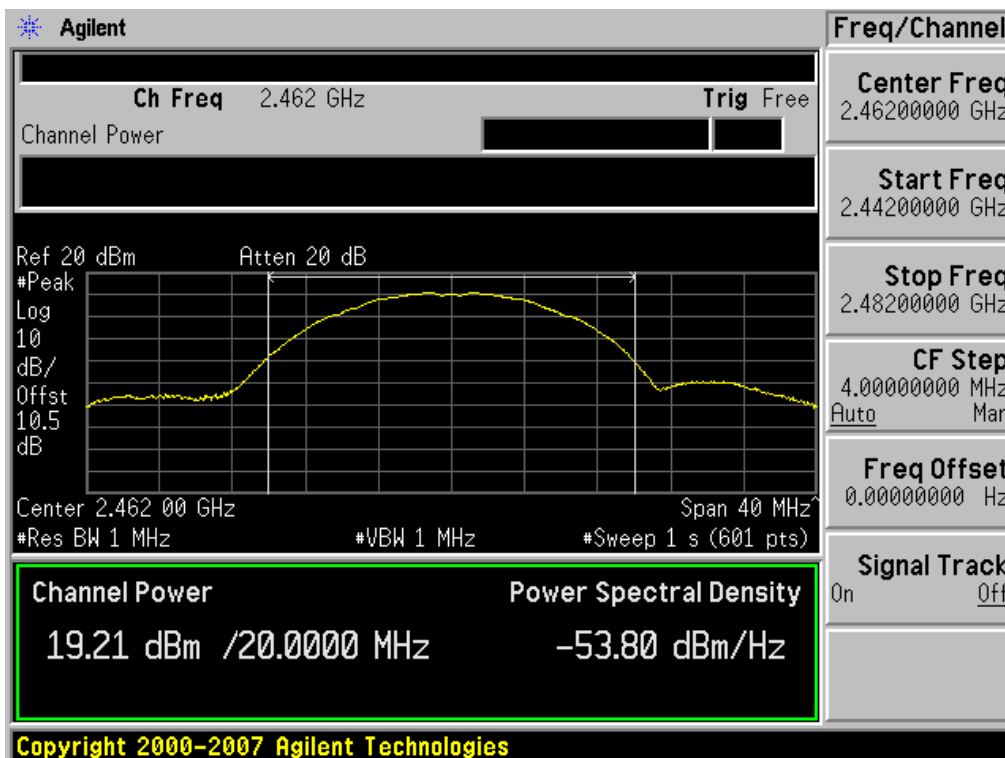
Conducted Output Power (802.11b-CH 6) 11Mbps



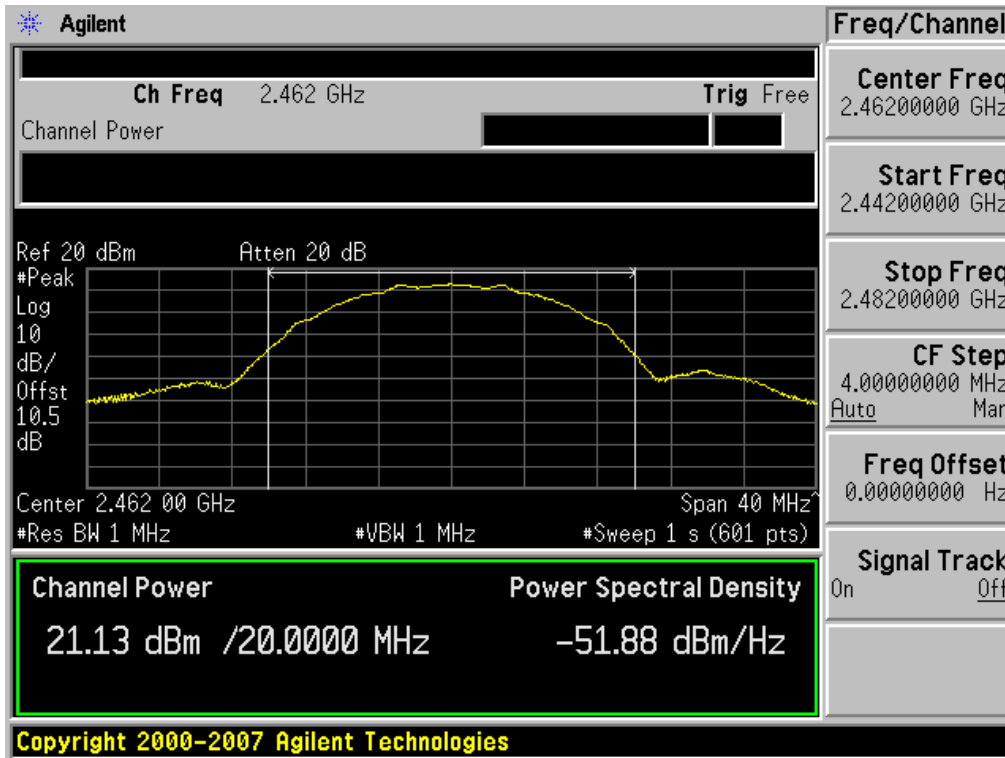
Conducted Output Power (802.11b-CH 11) 1Mbps



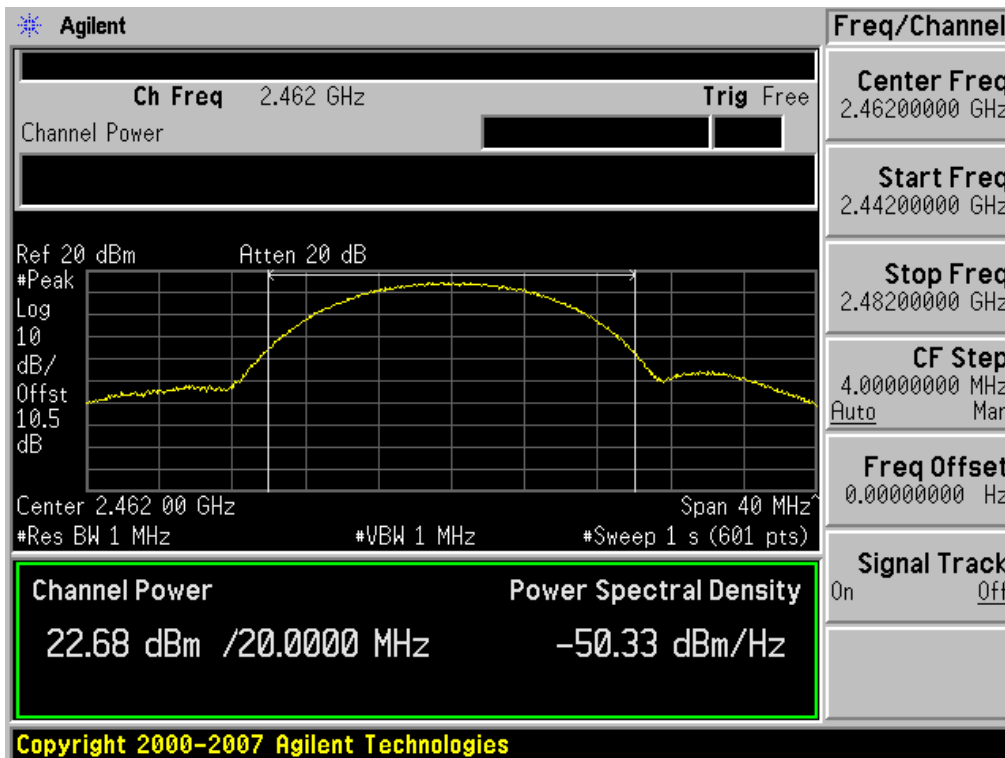
Conducted Output Power (802.11b-CH 11) 2Mbps



Conducted Output Power (802.11b-CH 11) 5.5Mbps



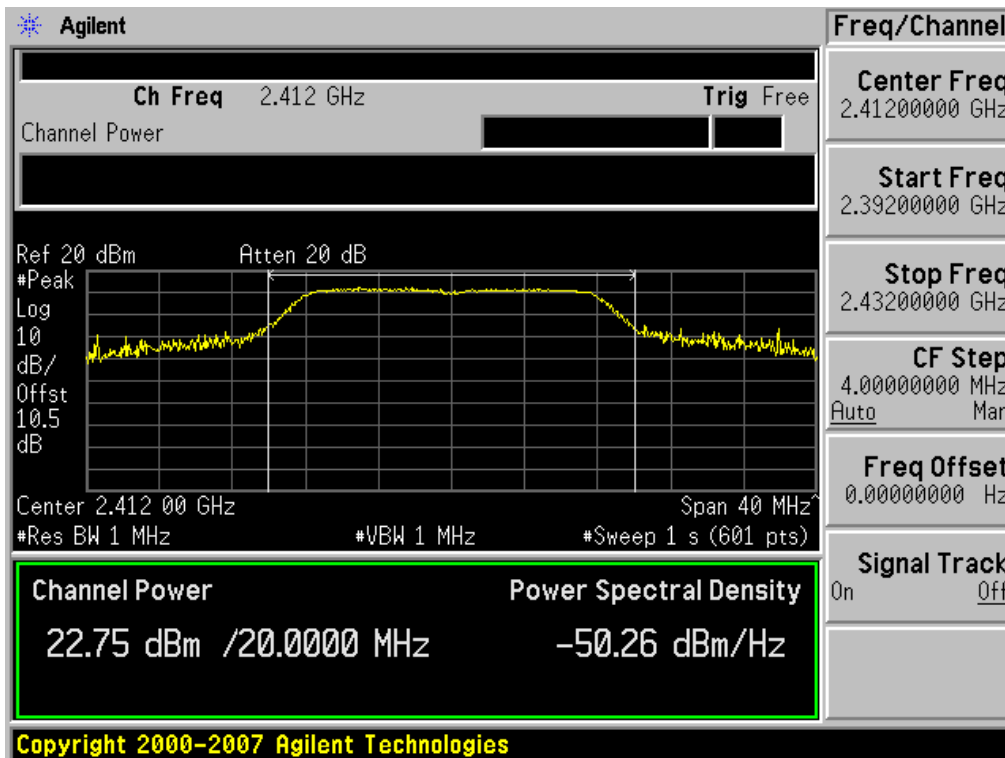
Conducted Output Power (802.11b-CH 11) 11Mbps



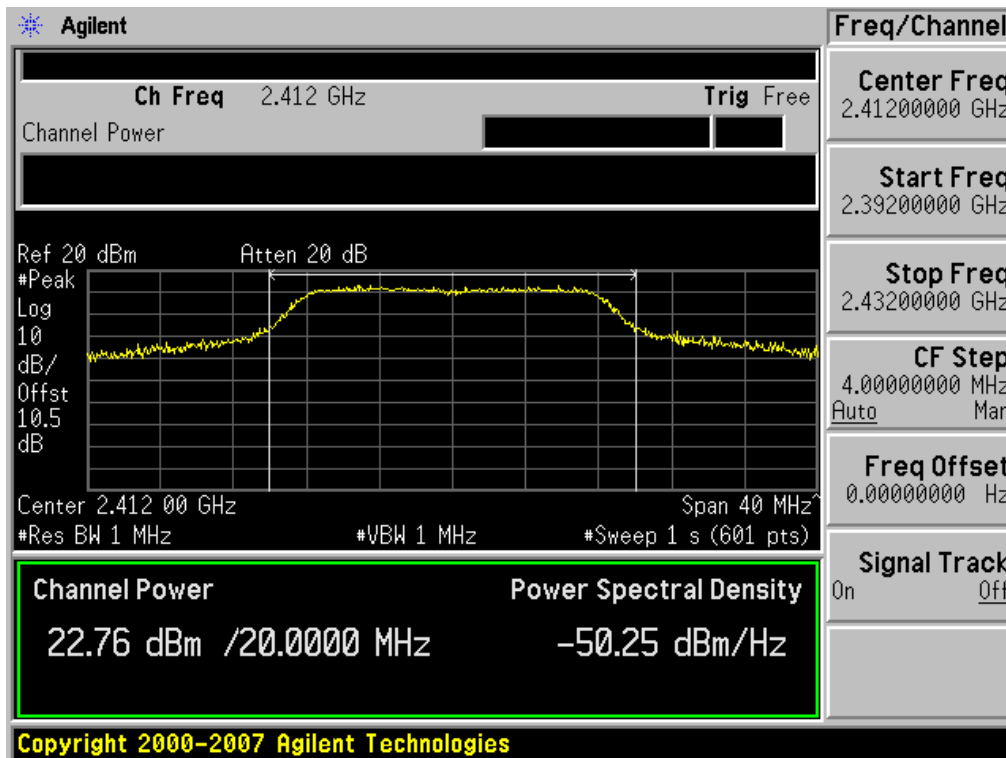
Conducted Output Power (802.11g-CH 1) 6Mbps



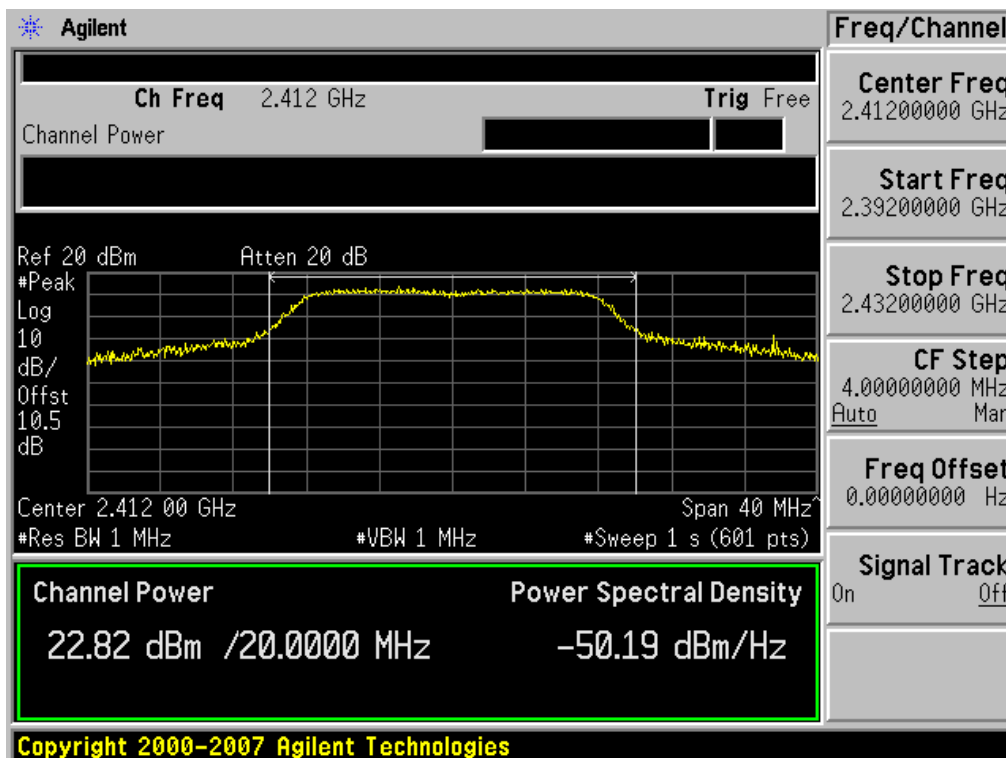
Conducted Output Power (802.11g-CH 1) 9Mbps



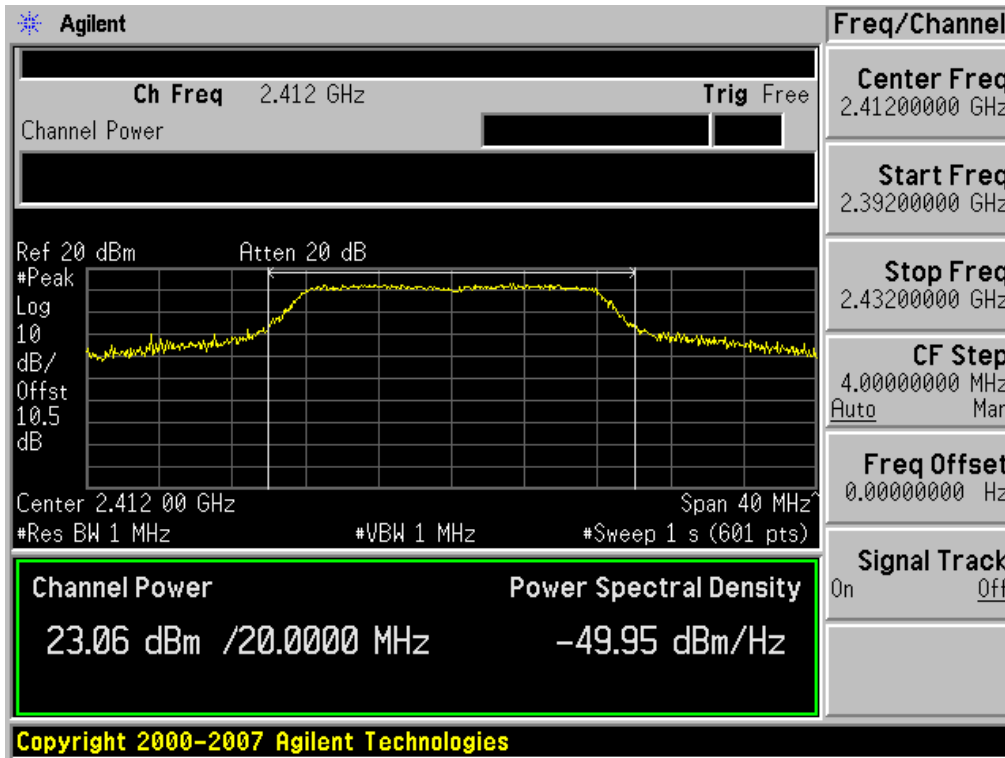
Conducted Output Power (802.11g-CH 1) 12Mbps



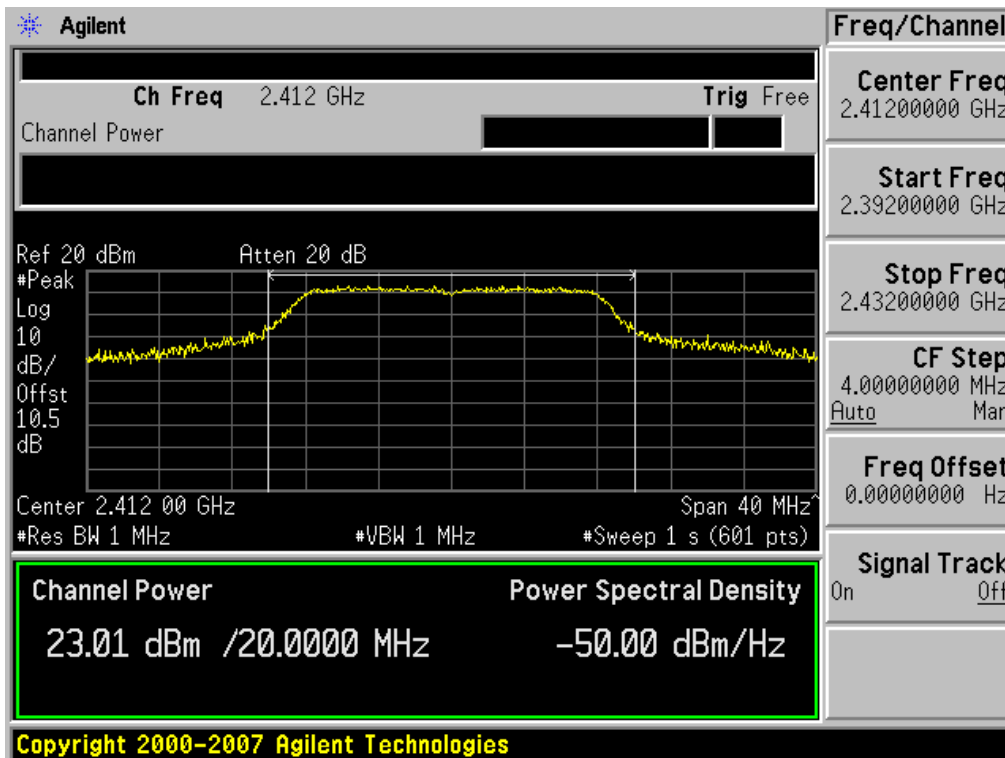
Conducted Output Power (802.11g-CH 1) 18Mbps



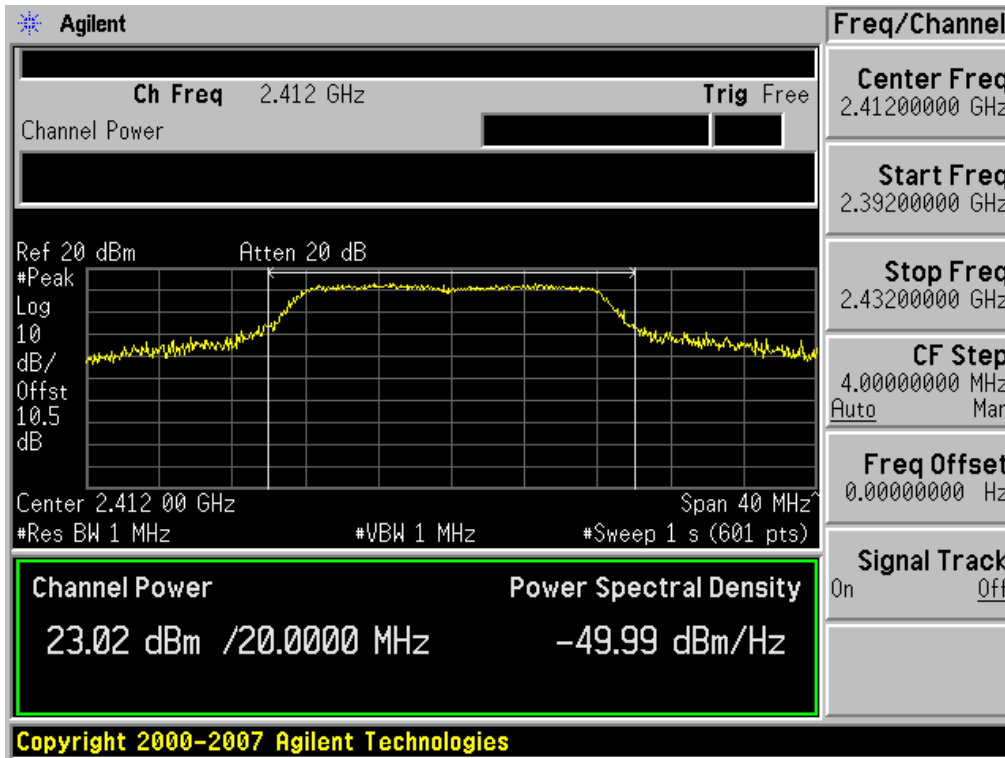
Conducted Output Power (802.11g-CH 1) 24Mbps



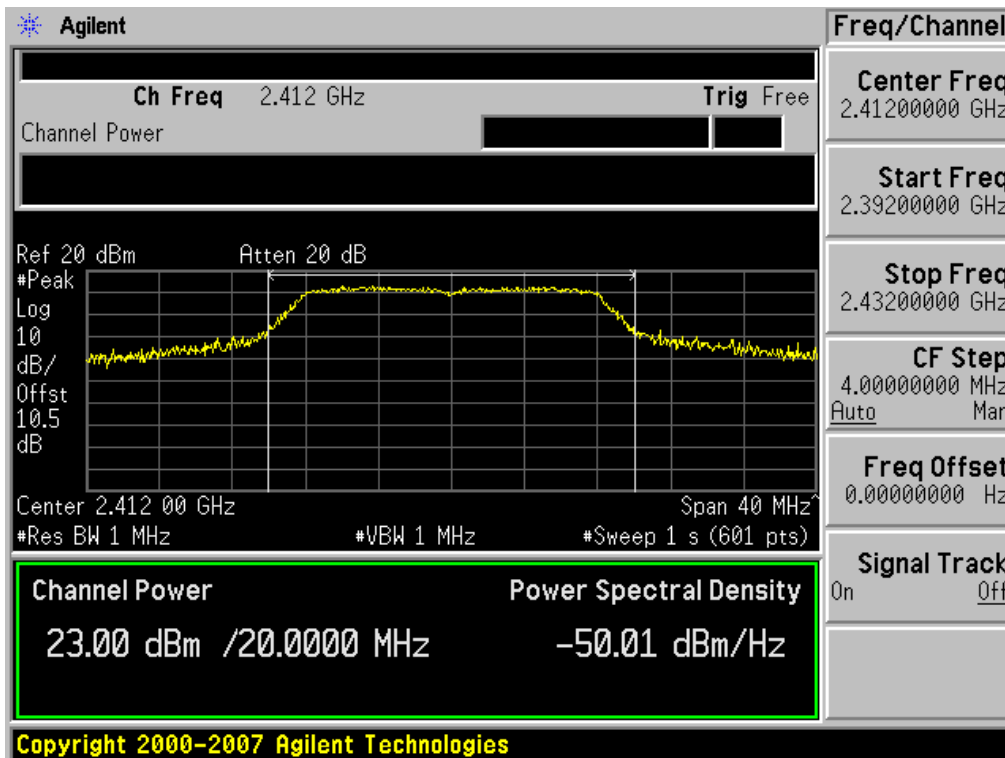
Conducted Output Power (802.11g-CH 1) 36Mbps



Conducted Output Power (802.11g-CH 1) 48Mbps



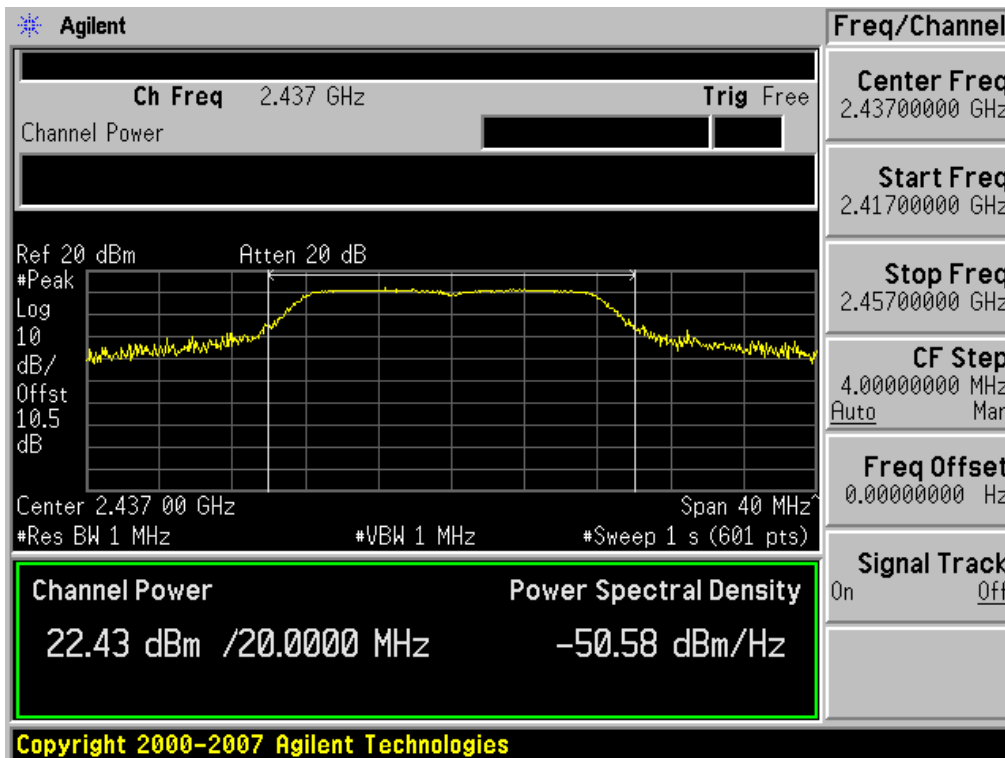
Conducted Output Power (802.11g-CH 1) 54Mbps



Conducted Output Power (802.11g-CH 6) 6Mbps



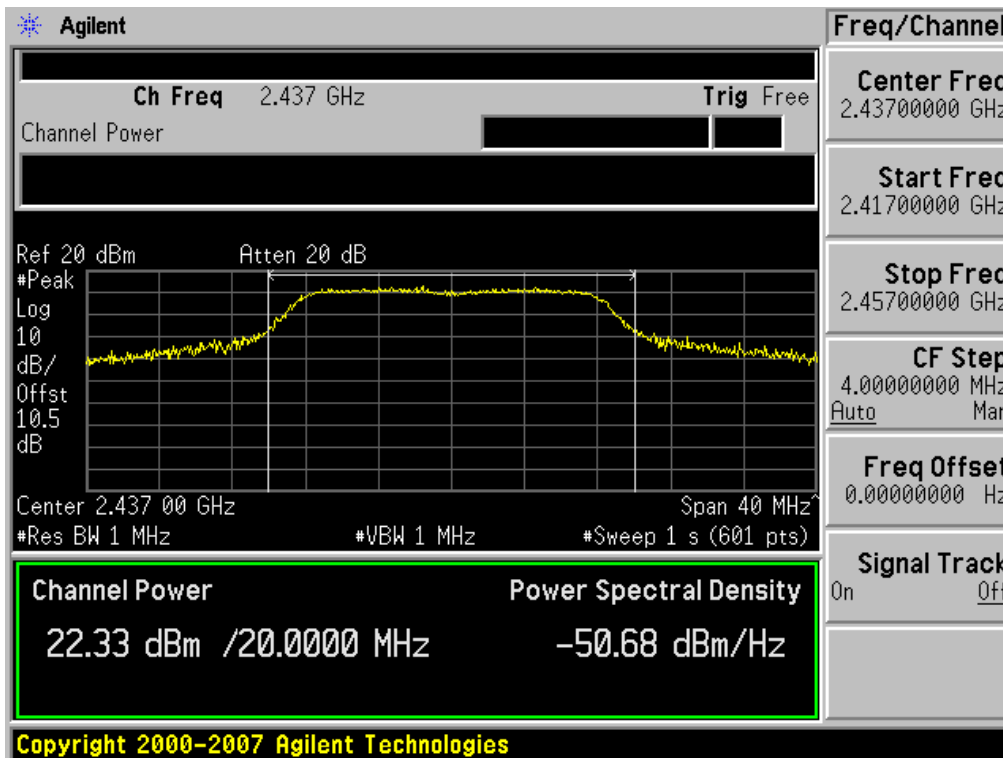
Conducted Output Power (802.11g-CH 6) 9Mbps



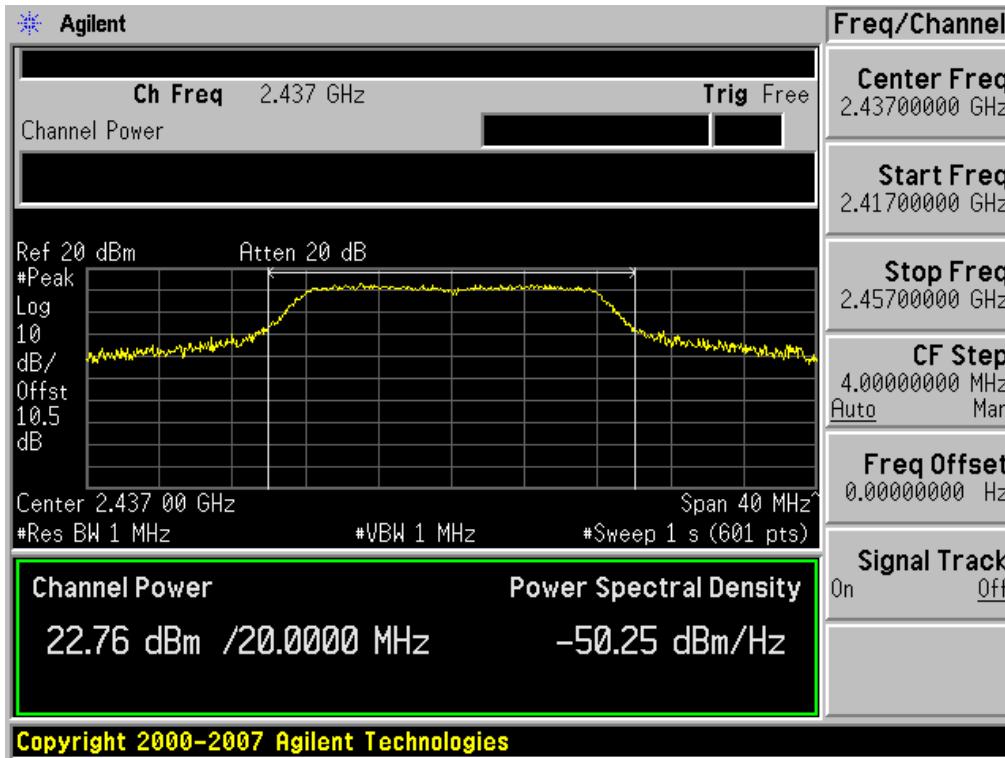
Conducted Output Power (802.11g-CH 6) 12Mbps



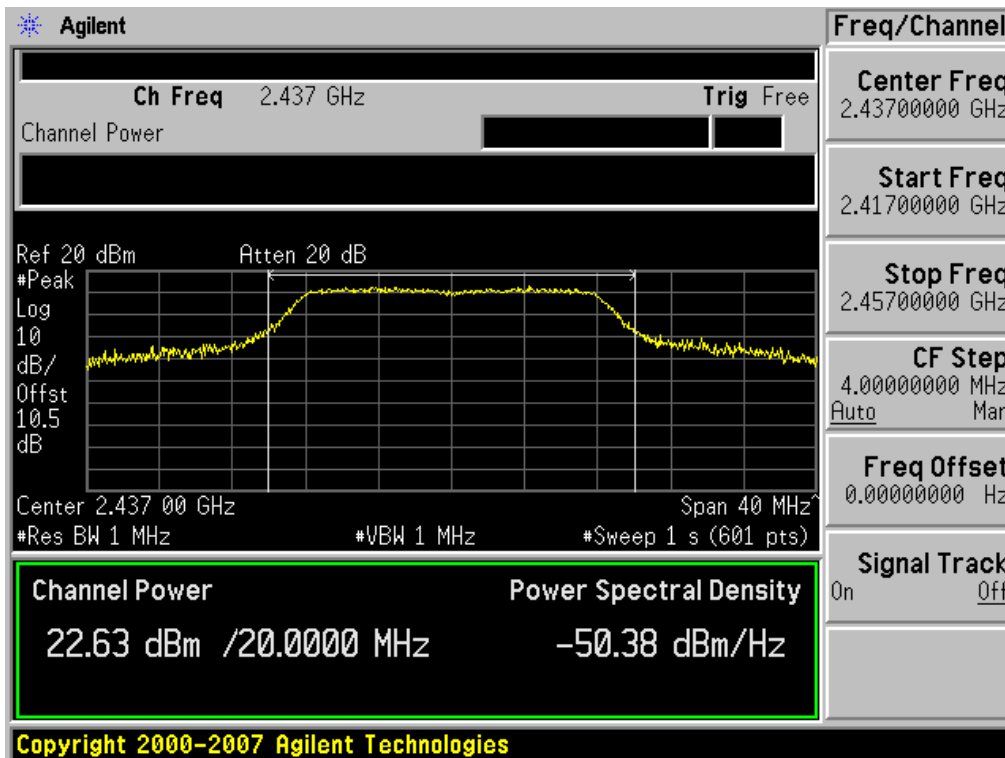
Conducted Output Power (802.11g-CH 6) 18Mbps



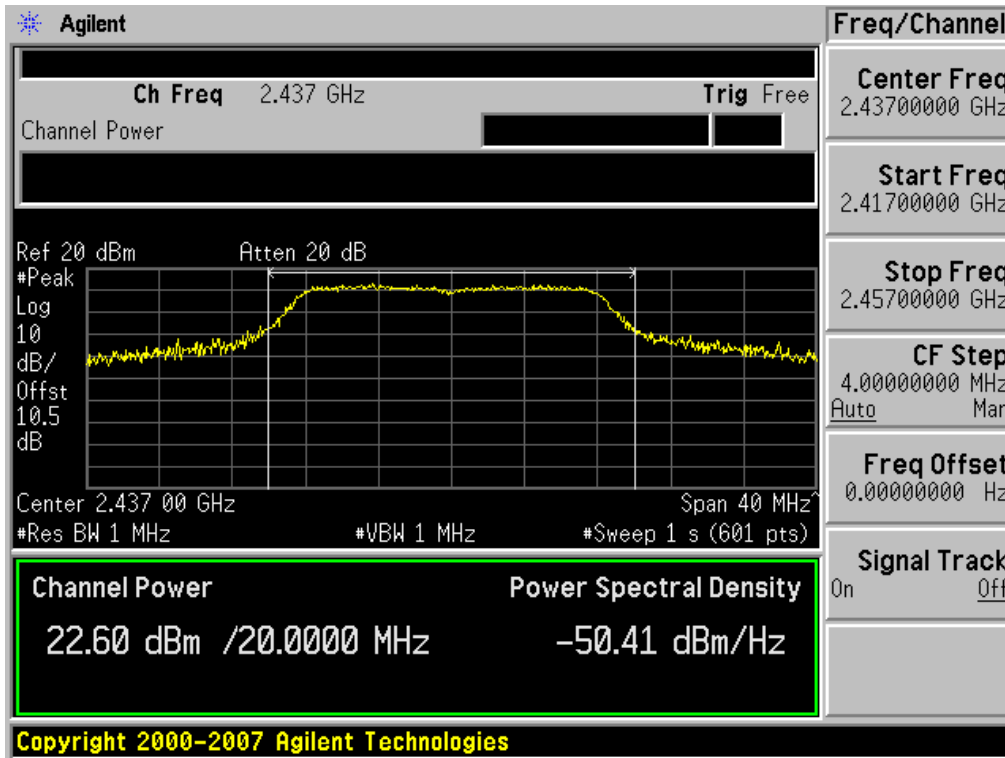
Conducted Output Power (802.11g-CH 6) 24Mbps



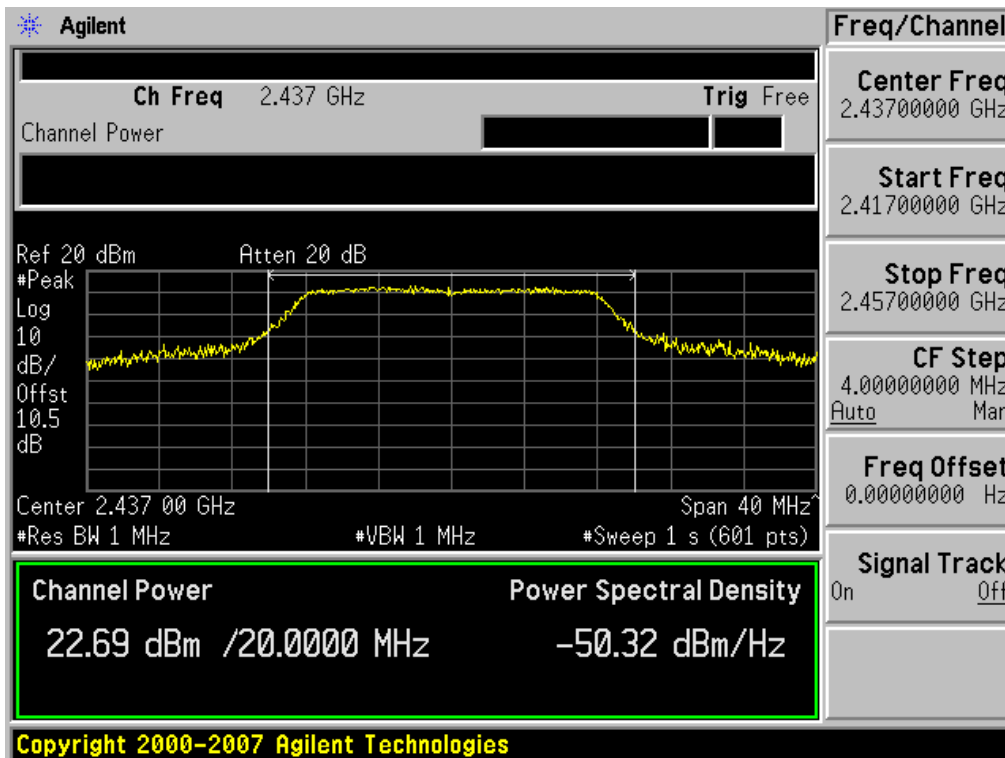
Conducted Output Power (802.11g-CH 6) 36Mbps



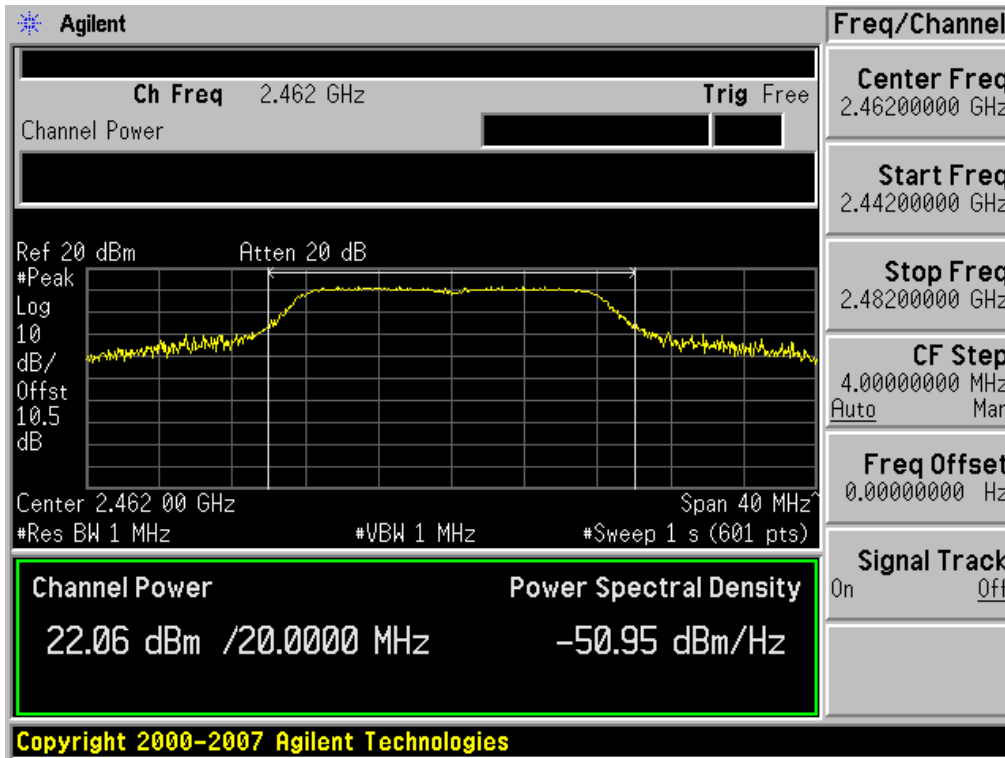
Conducted Output Power (802.11g-CH 6) 48Mbps



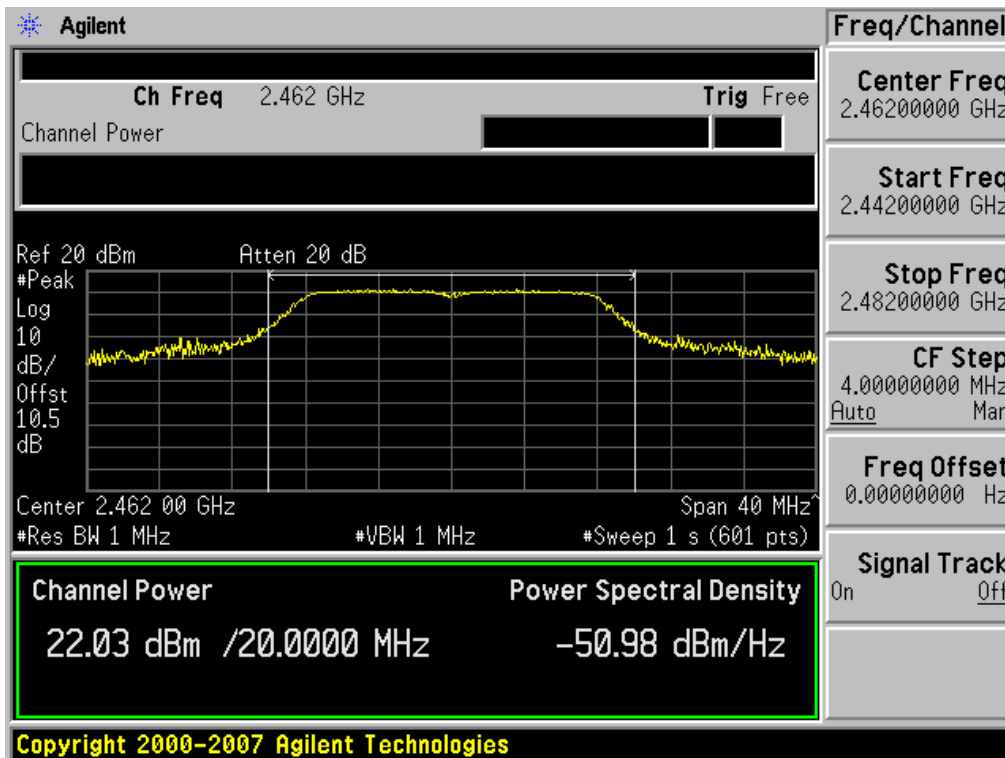
Conducted Output Power (802.11g-CH 6) 54Mbps



Conducted Output Power (802.11g-CH 11) 6Mbps



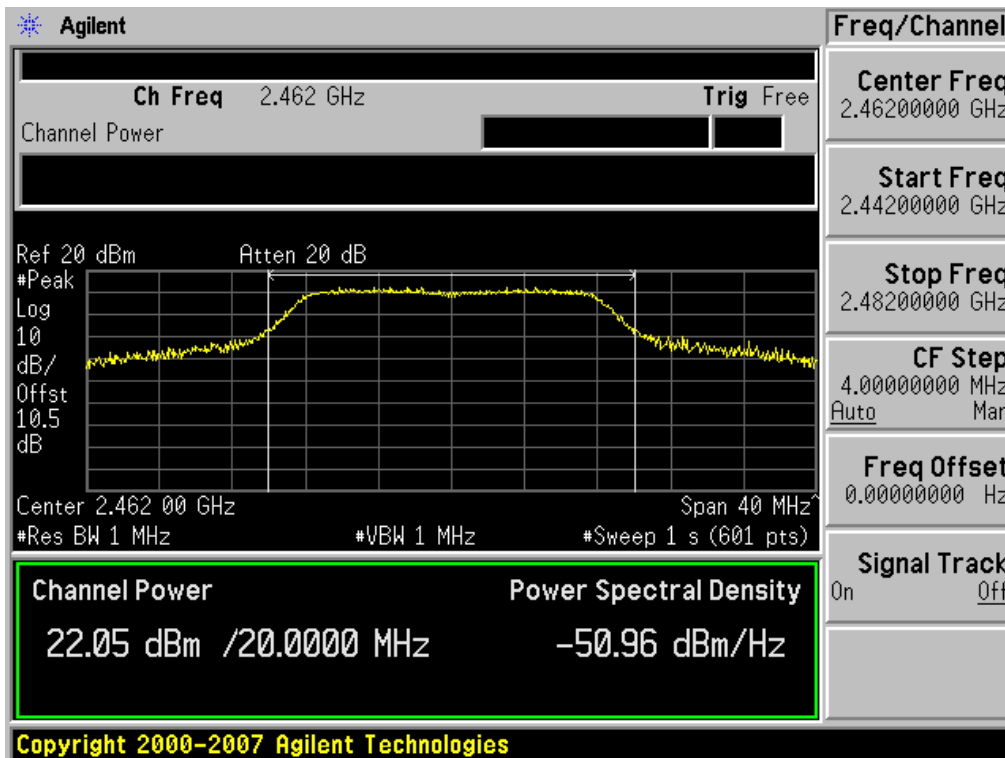
Conducted Output Power (802.11g-CH 11) 9Mbps



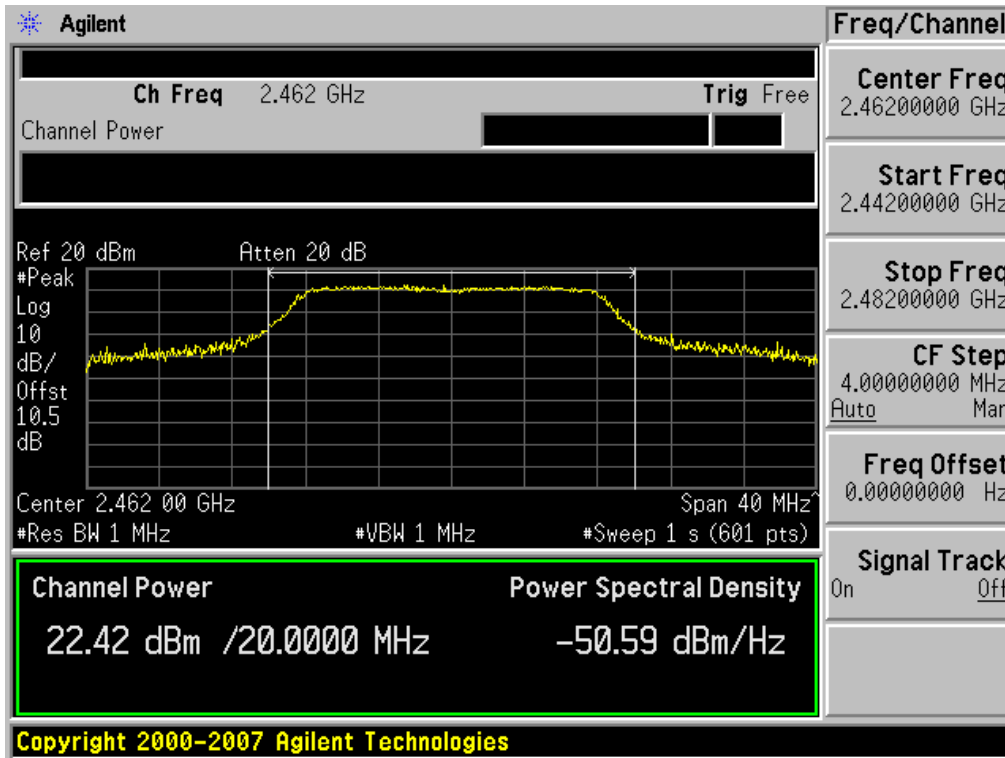
Conducted Output Power (802.11g-CH 11) 12Mbps



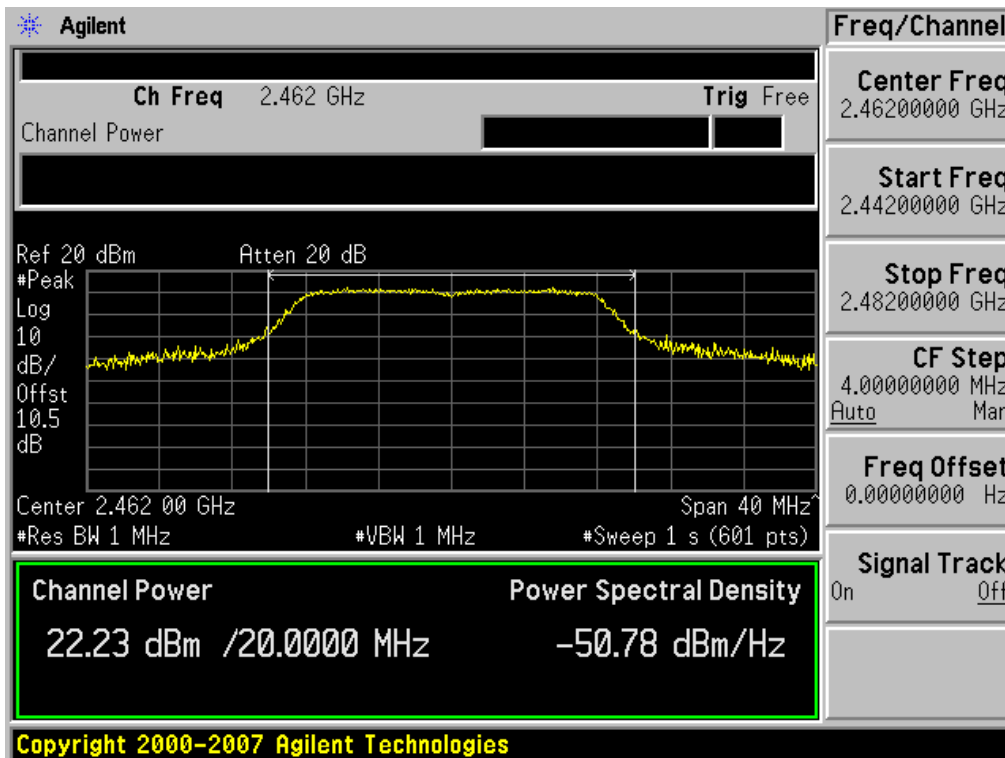
Conducted Output Power (802.11g-CH 11) 18Mbps



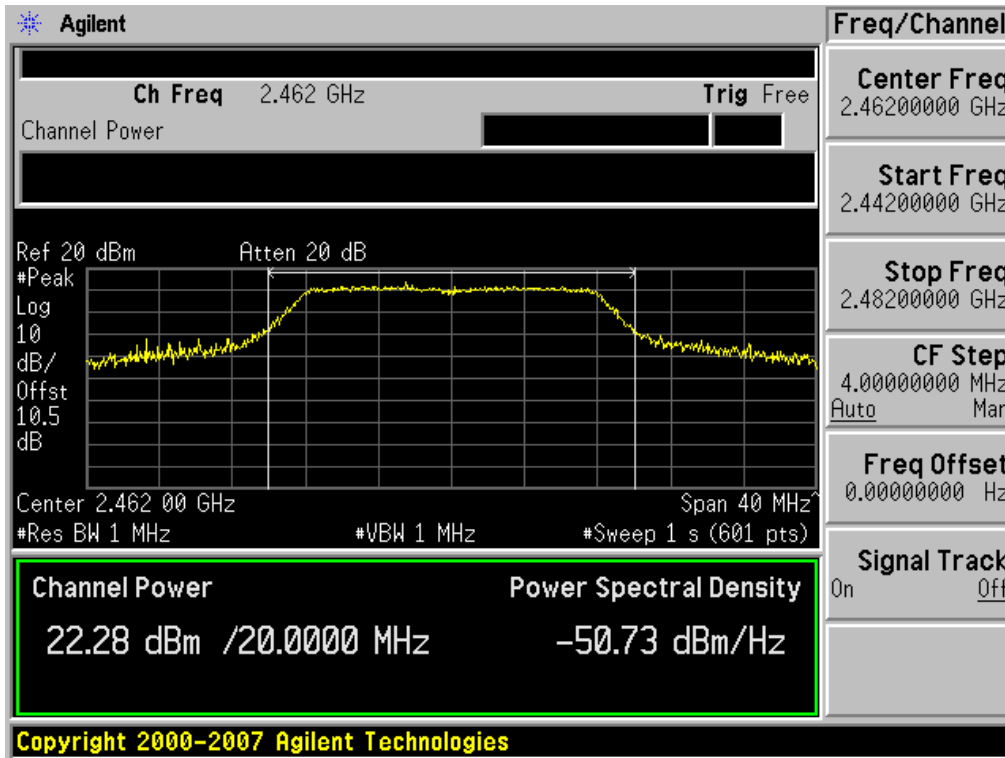
Conducted Output Power (802.11g-CH 11) 24Mbps



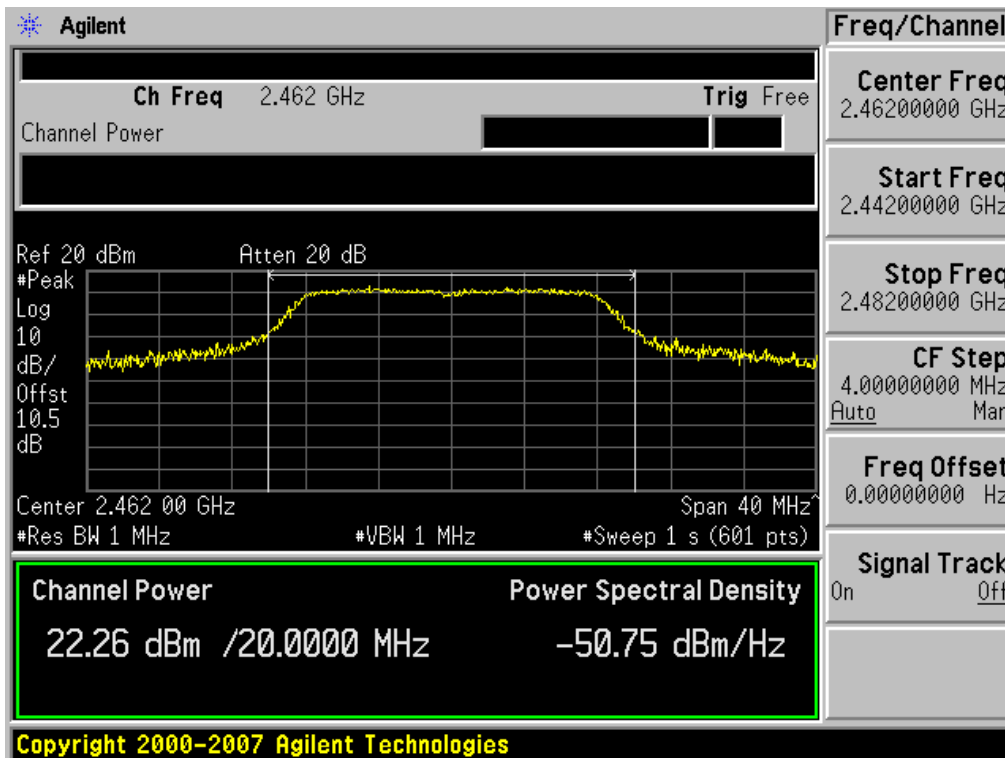
Conducted Output Power (802.11g-CH 11) 36Mbps



Conducted Output Power (802.11g-CH 11) 48Mbps

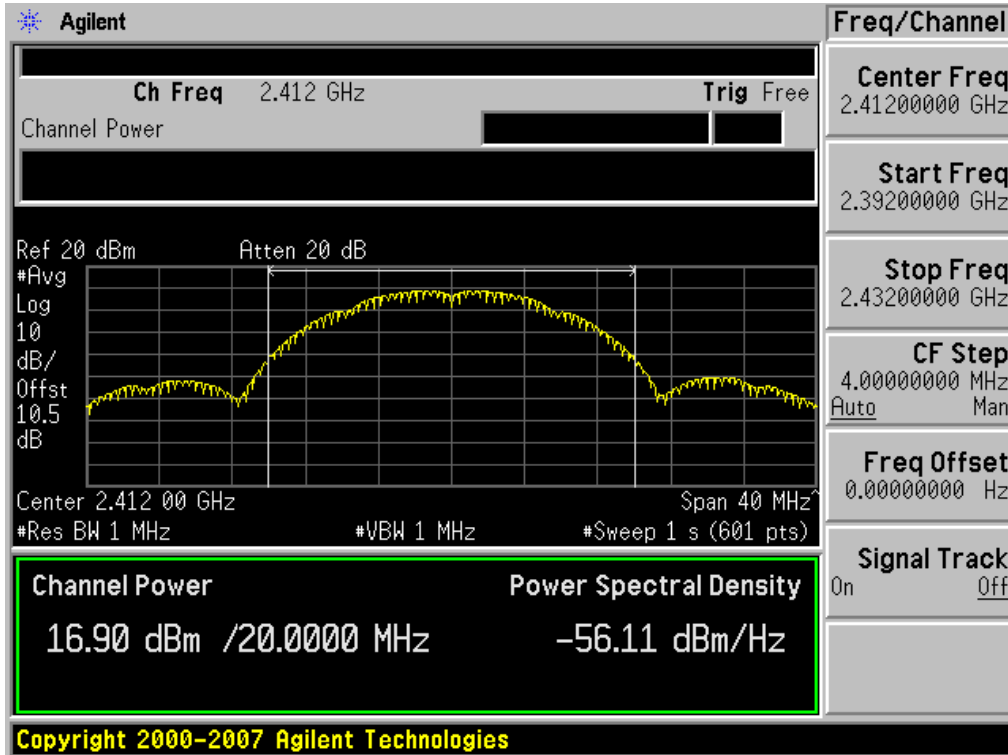


Conducted Output Power (802.11g-CH 11) 54Mbps

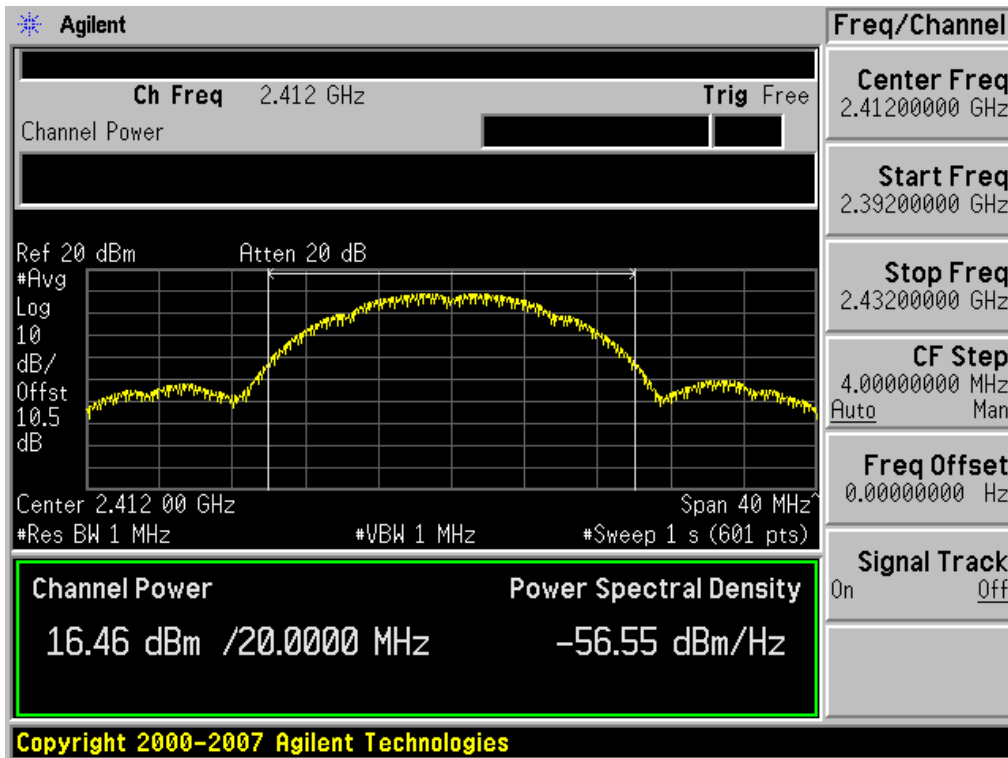


RESULT PLOTS-Average

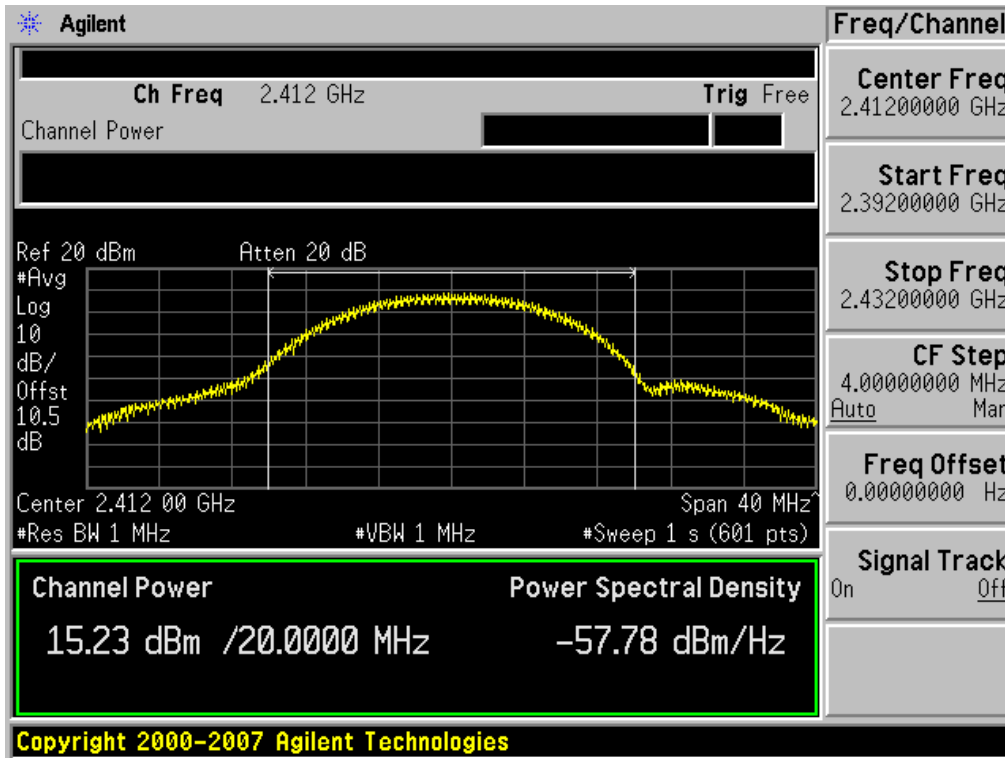
Conducted Output Power (802.11b-CH 1) 1Mbps



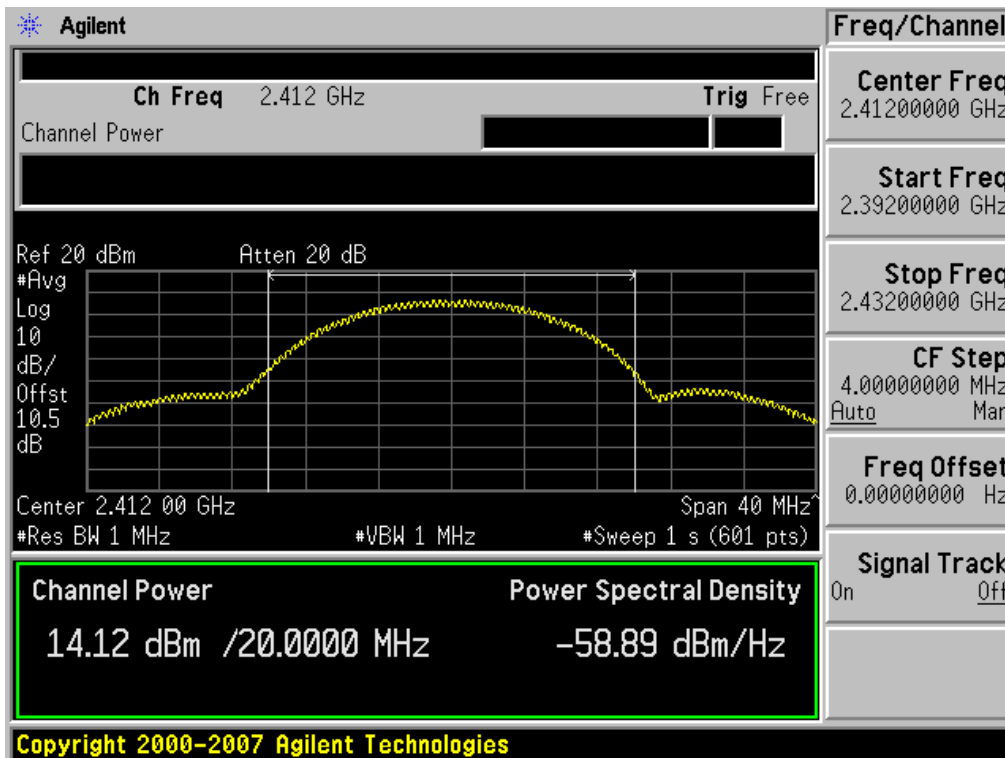
Conducted Output Power (802.11b-CH 1) 2Mbps



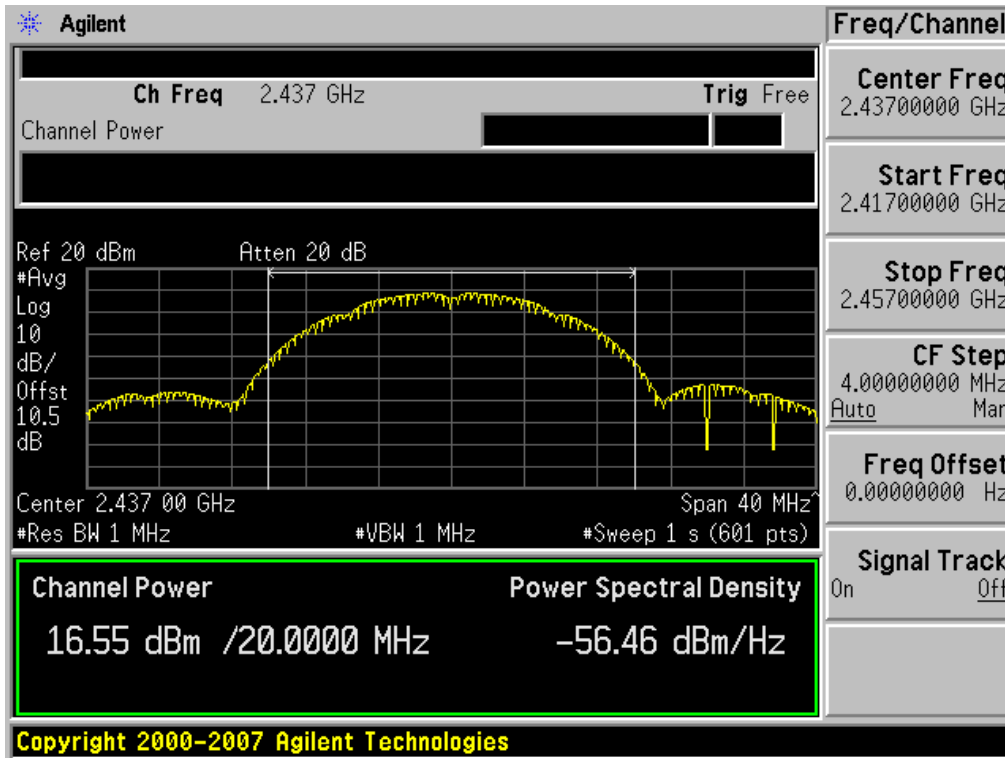
Conducted Output Power (802.11b-CH 1) 5.5Mbps



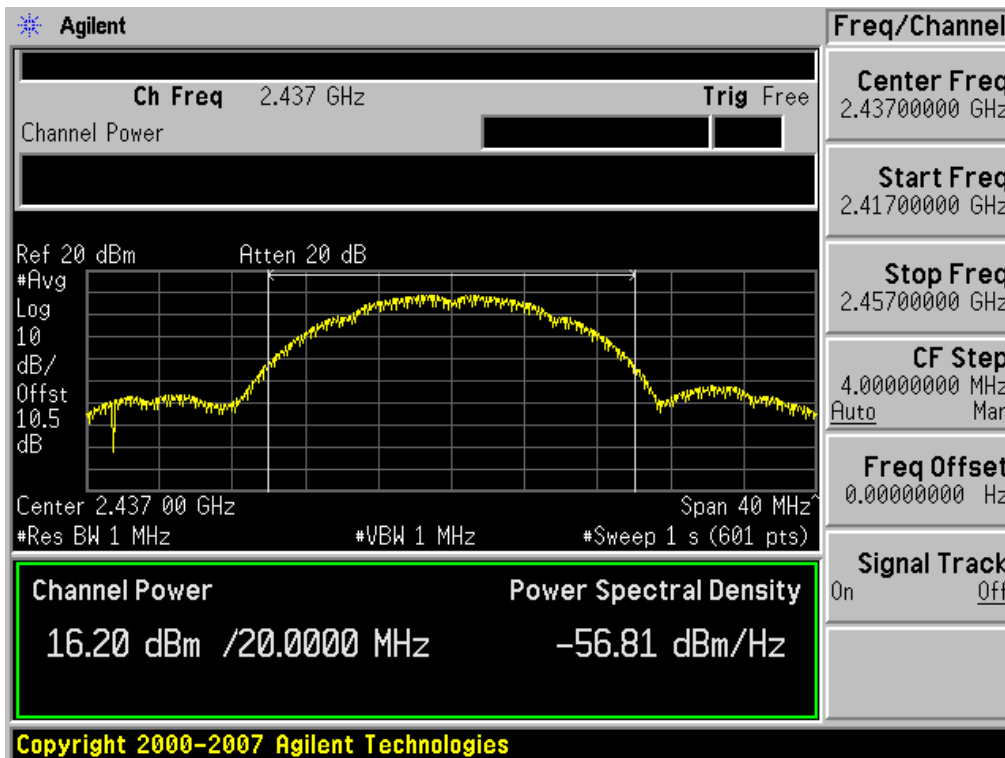
Conducted Output Power (802.11b-CH 1) 11Mbps



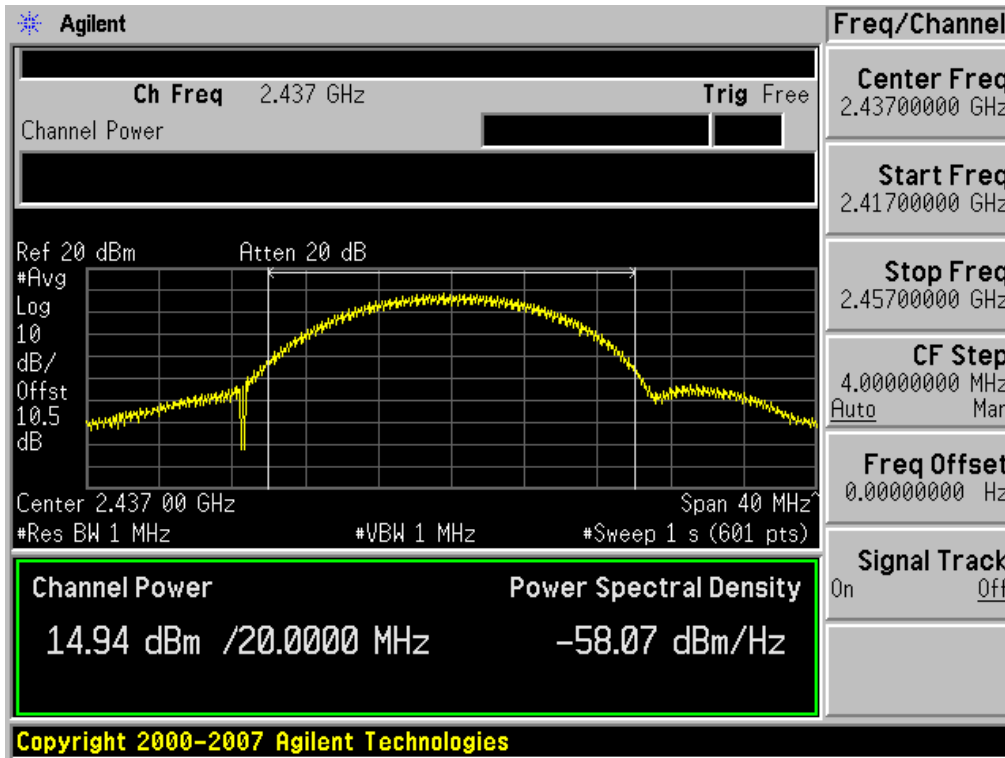
Conducted Output Power (802.11b-CH 6) 1Mbps



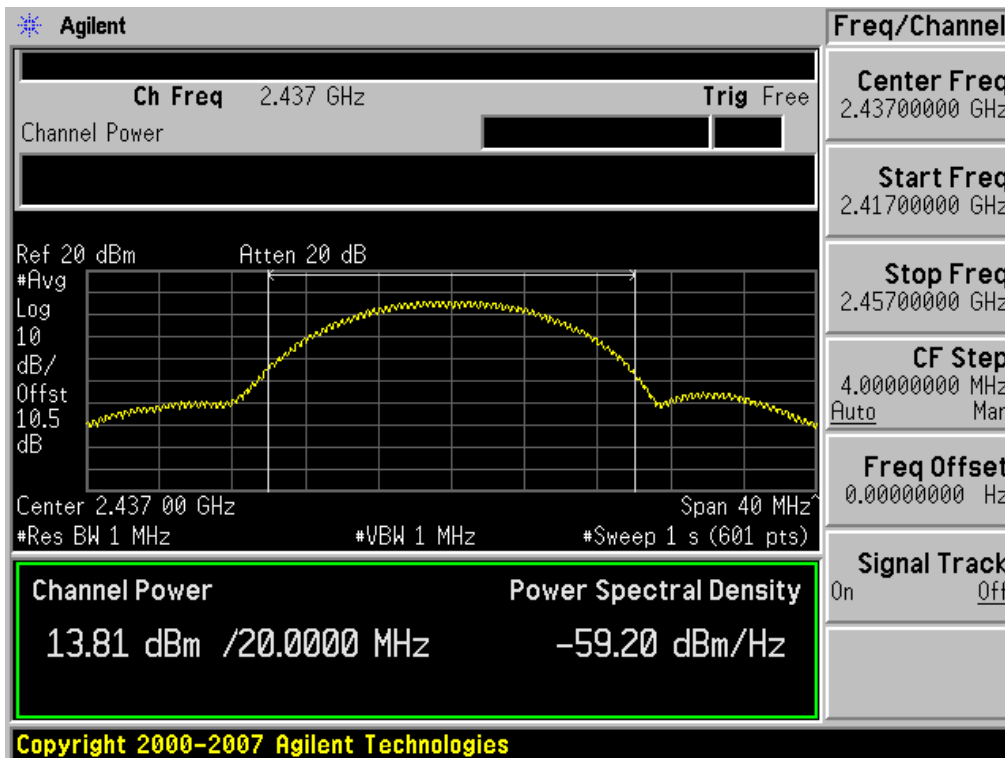
Conducted Output Power (802.11b-CH 6) 2Mbps



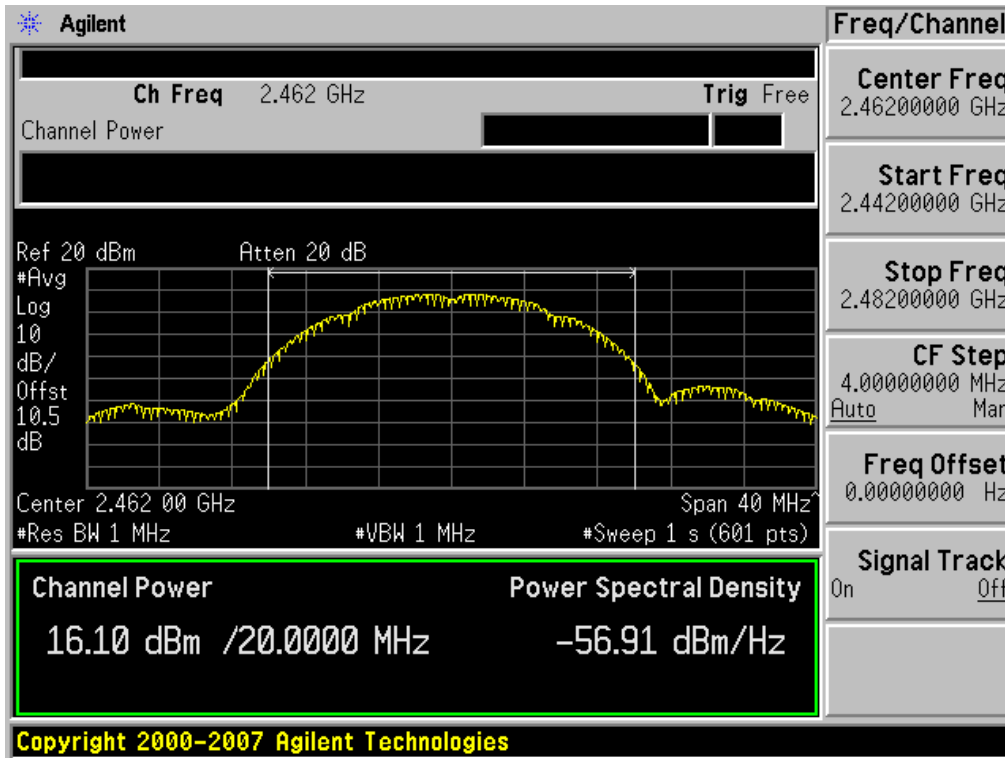
Conducted Output Power (802.11b-CH 6) 5.5Mbps



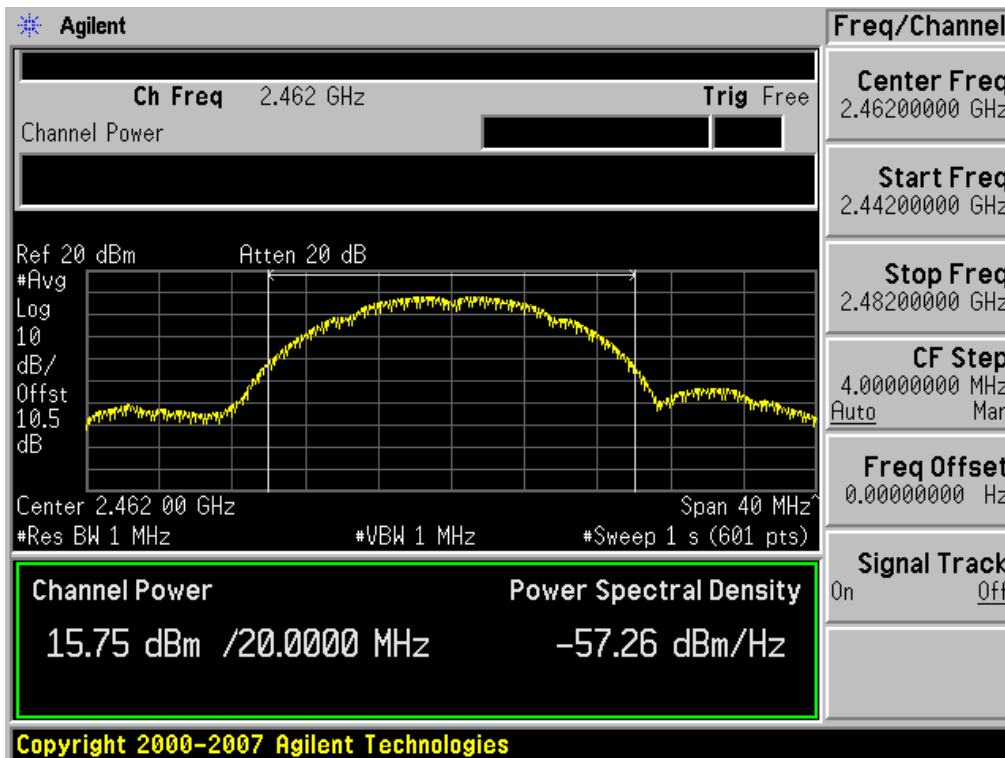
Conducted Output Power (802.11b-CH 6) 11Mbps



Conducted Output Power (802.11b-CH 11) 1Mbps

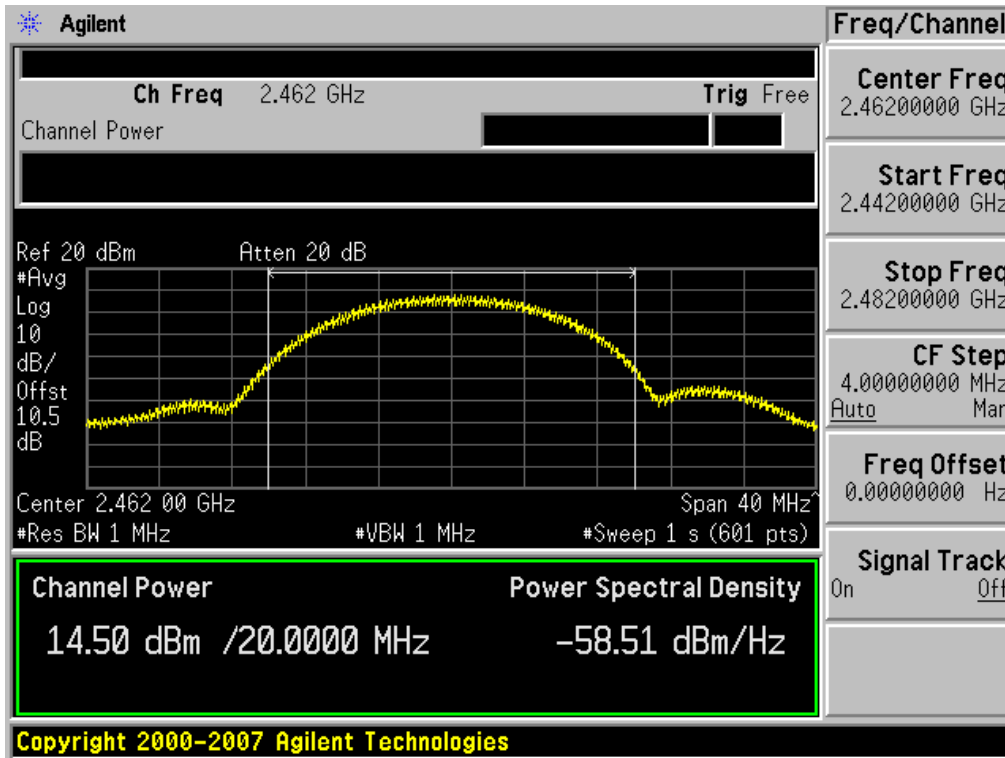


Conducted Output Power (802.11b-CH 11) 2Mbps

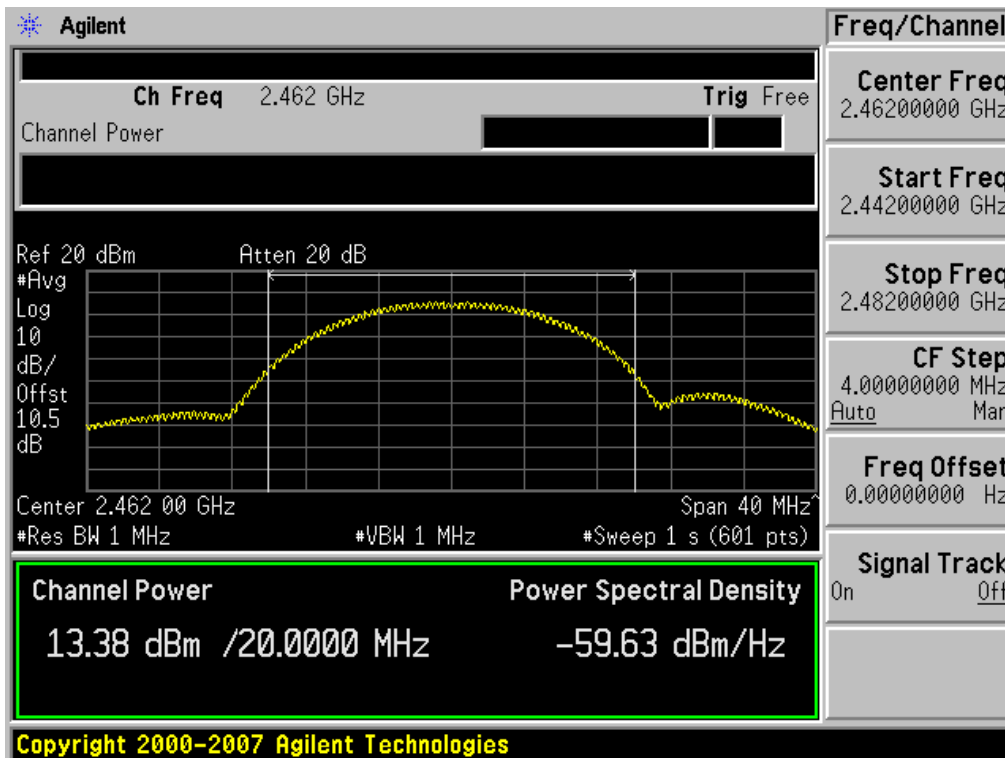


FCC PT.15.247 TEST REPORT	FCC CERTIFICATION REPORT		www.hct.co.kr
Test Report No. HCTR1105FR16-1	Date of Issue: May 26, 2011	EUT Type: 850/1900 GSM/GPRS Phone with Bluetooth and EDGE Rx only	FCC ID: A3LGTS3770

Conducted Output Power (802.11b-CH 11) 5.5Mbps

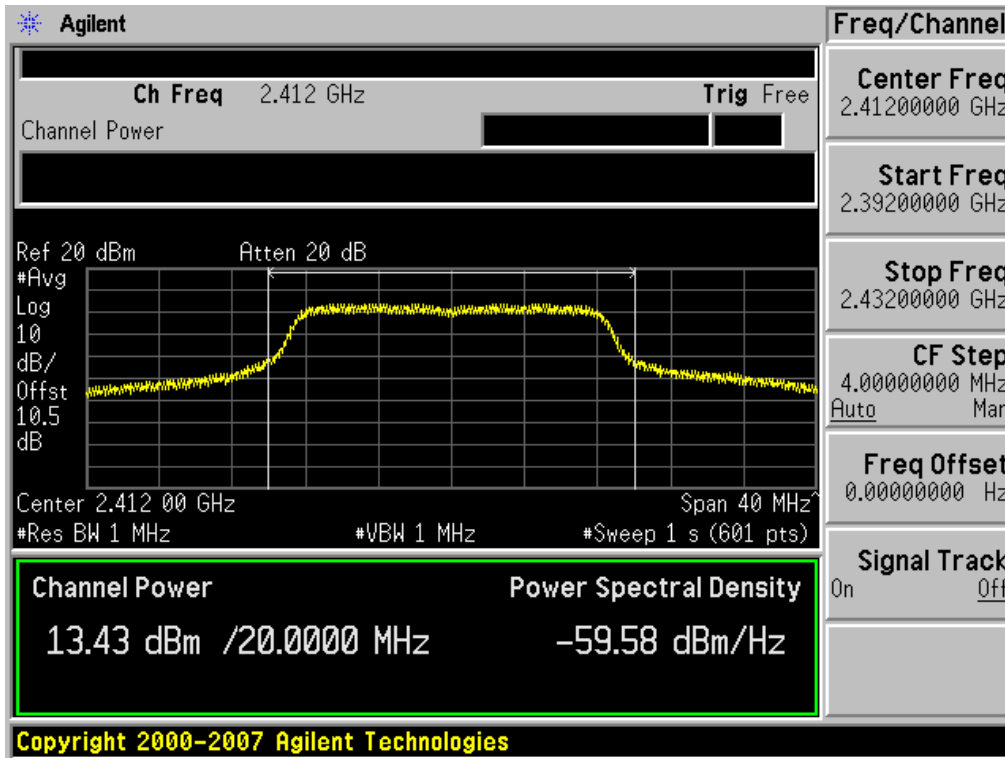


Conducted Output Power (802.11b-CH 11) 11Mbps

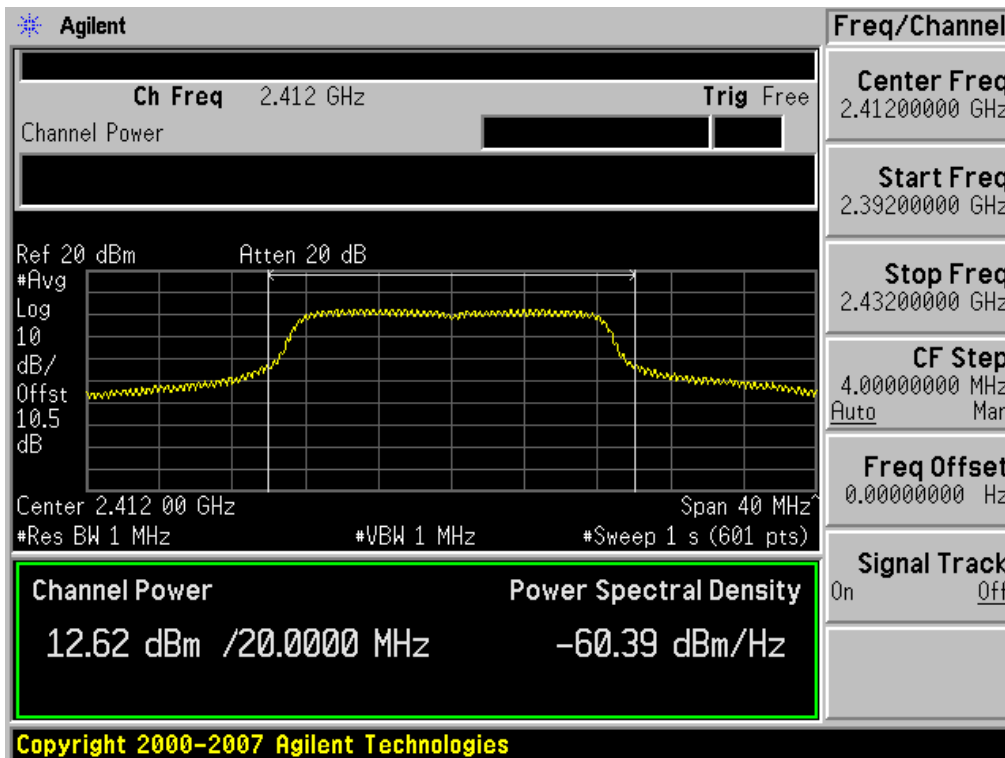


FCC PT.15.247 TEST REPORT	FCC CERTIFICATION REPORT		www.hct.co.kr
Test Report No. HCTR1105FR16-1	Date of Issue: May 26, 2011	EUT Type: 850/1900 GSM/GPRS Phone with Bluetooth and EDGE Rx only	FCC ID: A3LGTS3770

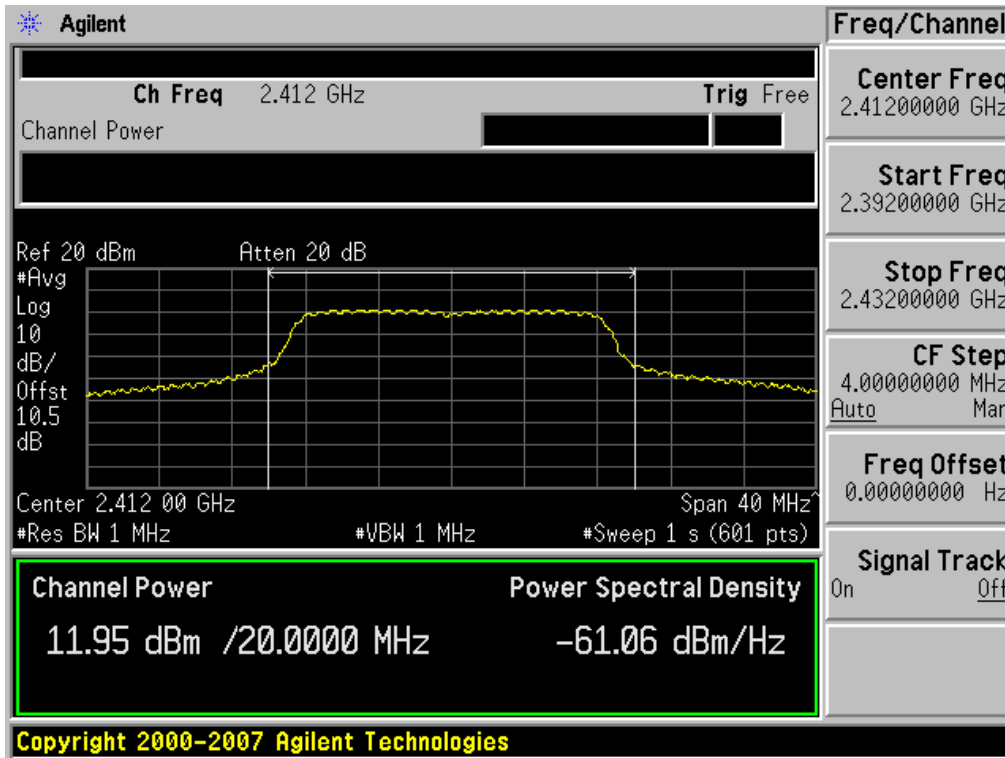
Conducted Output Power (802.11g-CH 1) 6Mbps



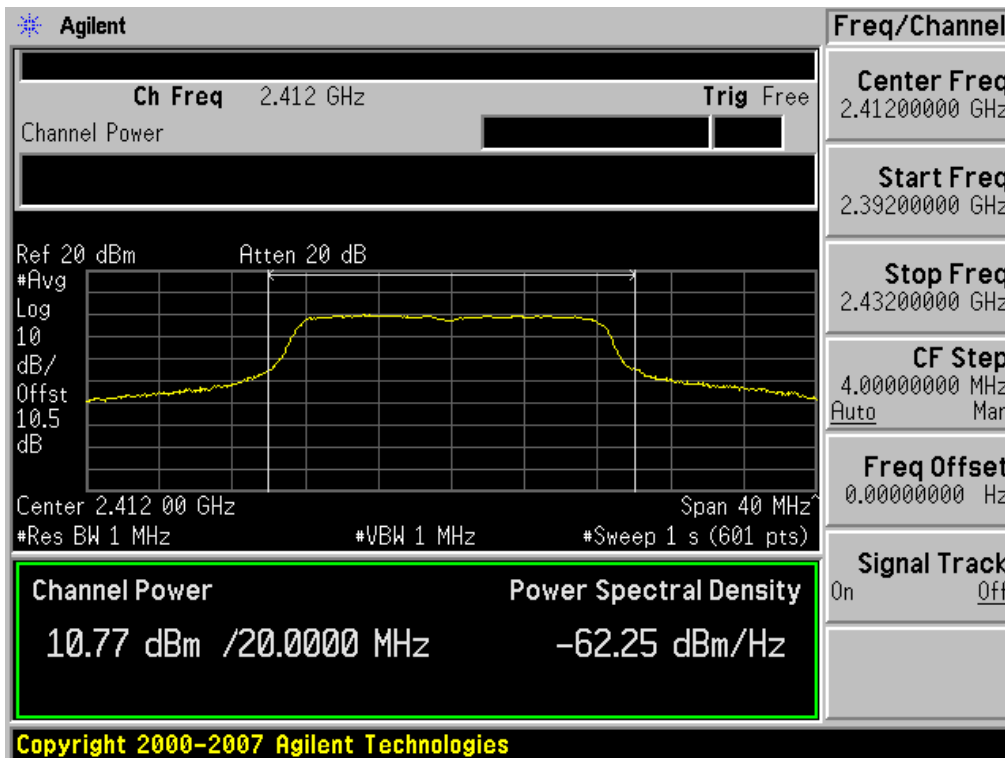
Conducted Output Power (802.11g-CH 1) 9Mbps



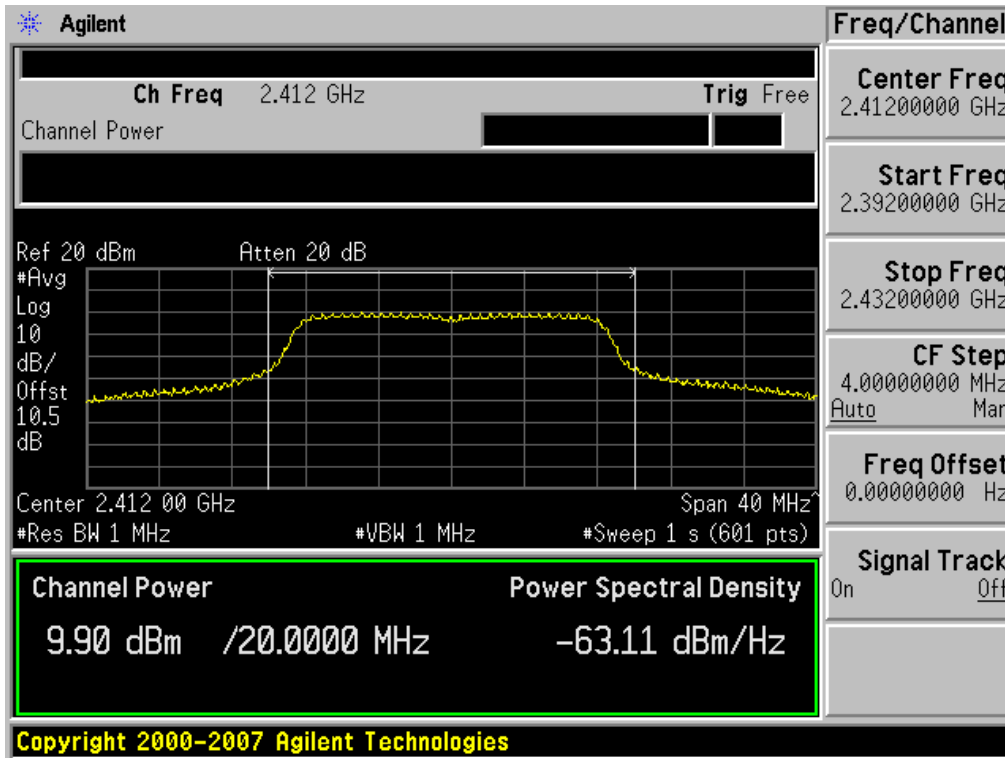
Conducted Output Power (802.11g-CH 1) 12Mbps



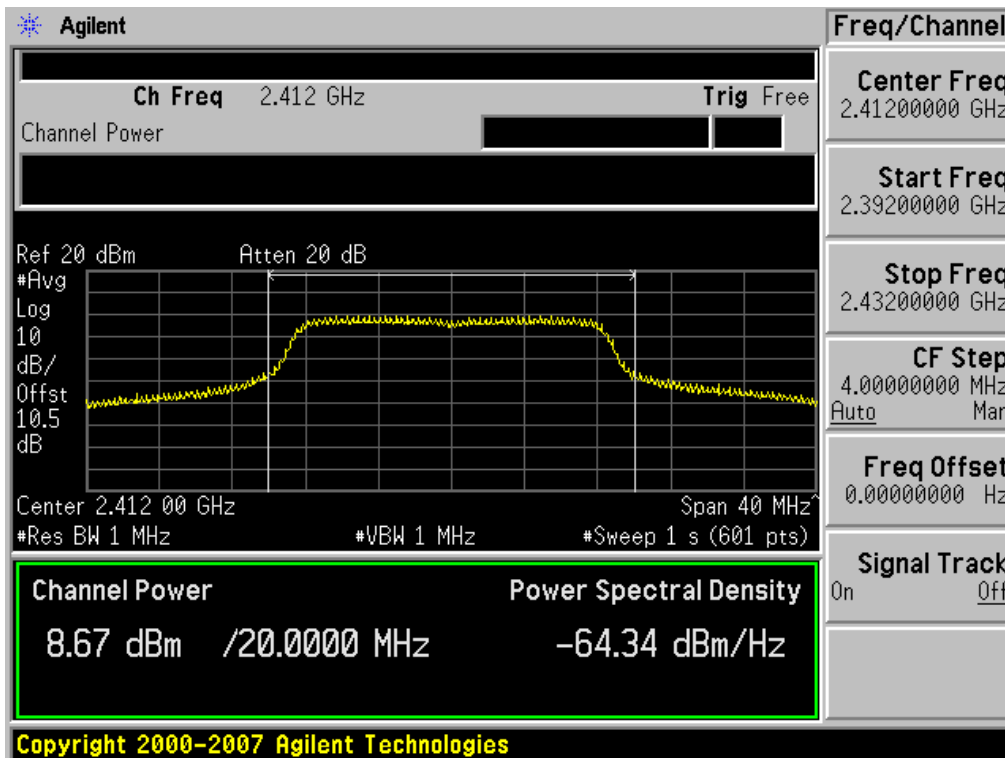
Conducted Output Power (802.11g-CH 1) 18Mbps



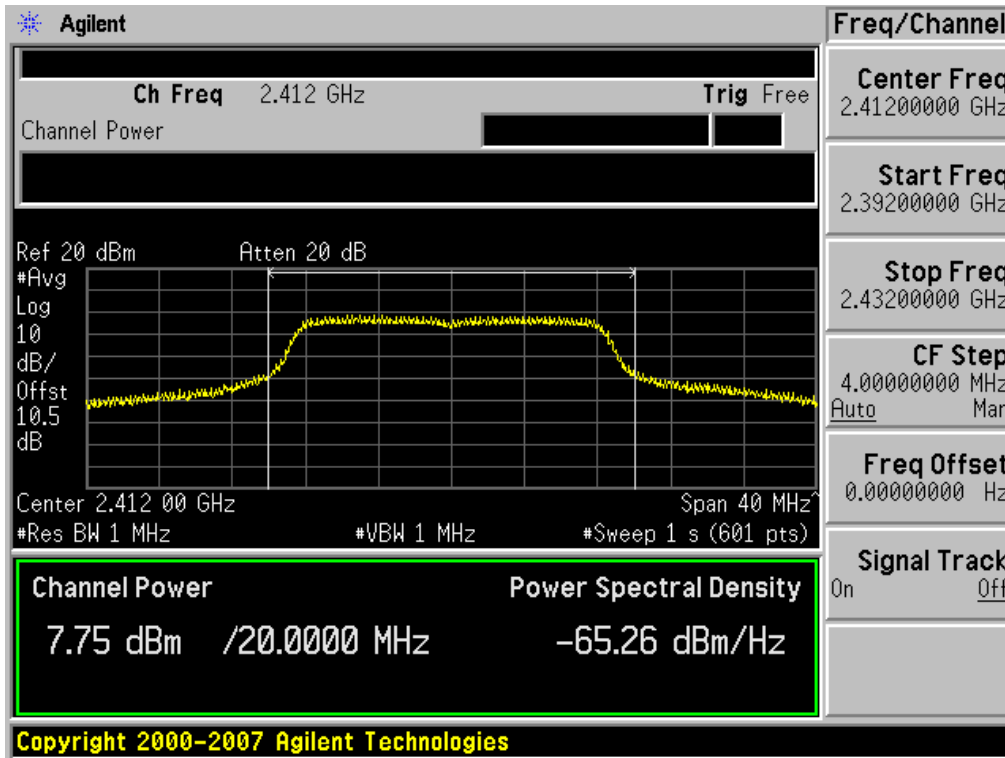
Conducted Output Power (802.11g-CH 1) 24Mbps



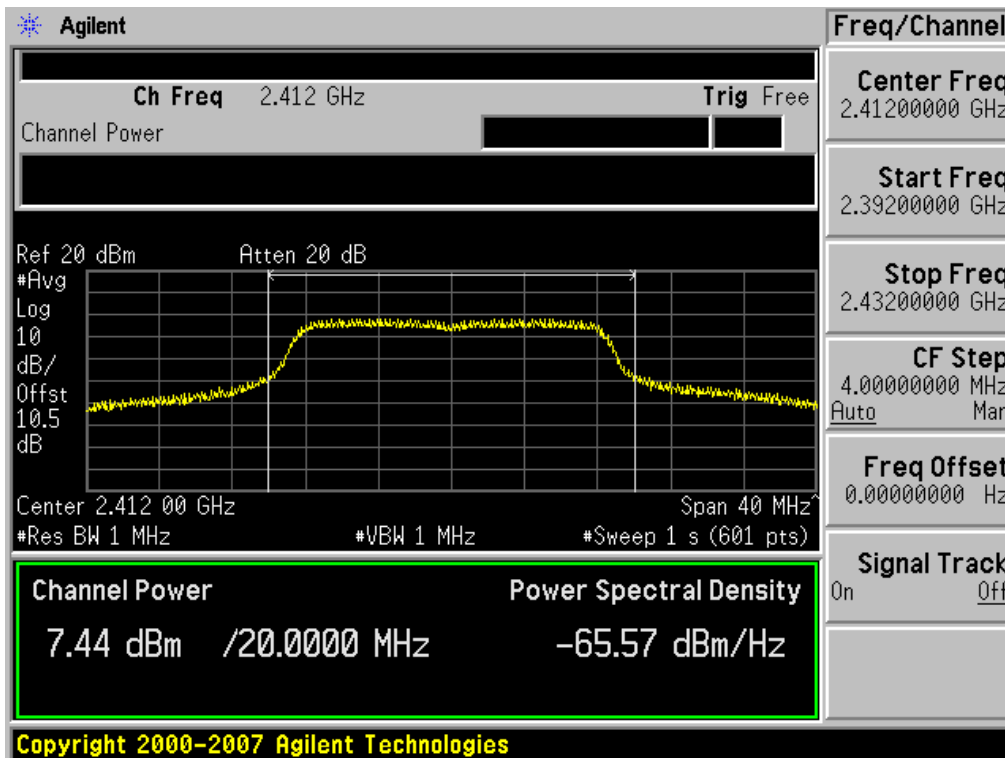
Conducted Output Power (802.11g-CH 1) 36Mbps



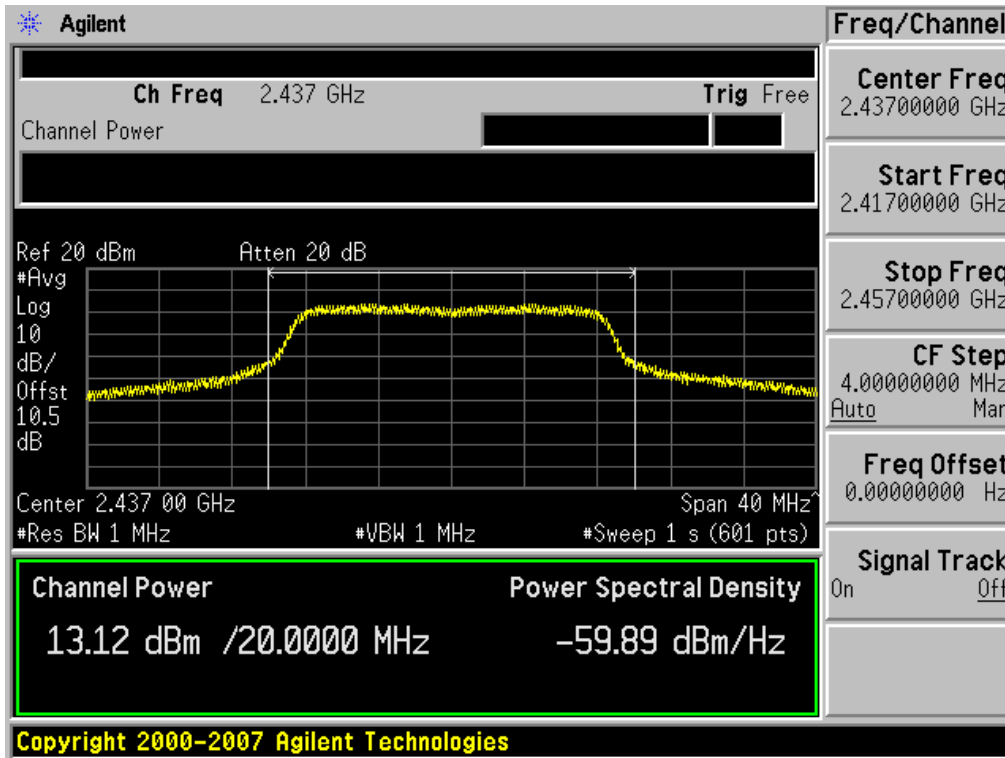
Conducted Output Power (802.11g-CH 1) 48Mbps



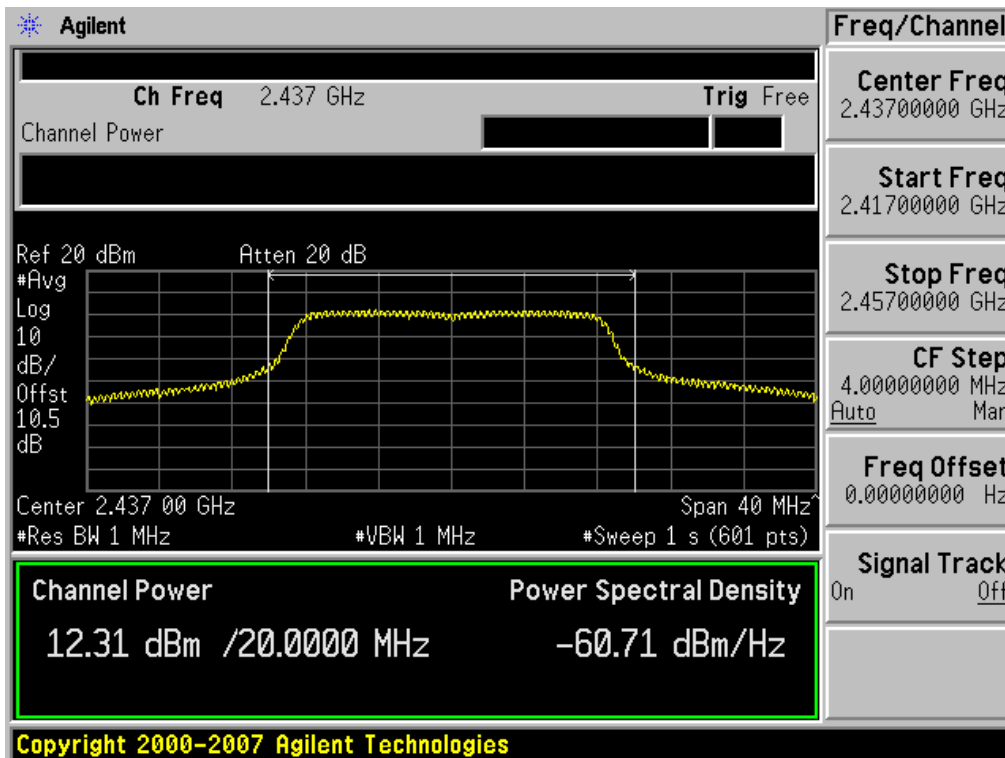
Conducted Output Power (802.11g-CH 1) 54Mbps



Conducted Output Power (802.11g-CH 6) 6Mbps

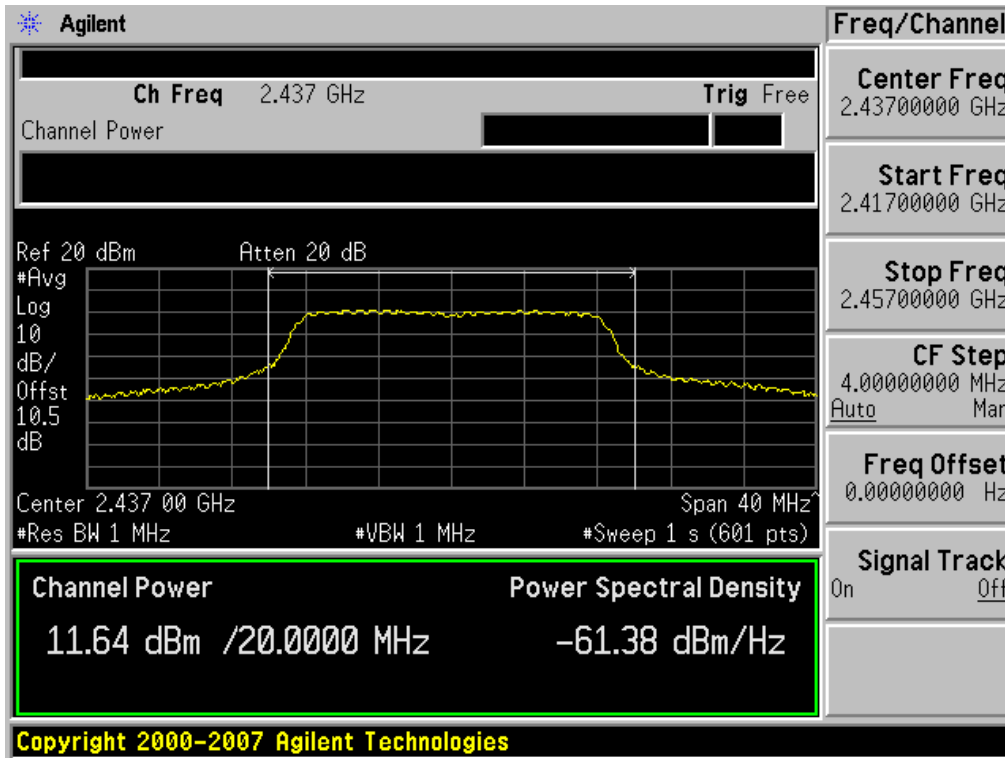


Conducted Output Power (802.11g-CH 6) 9Mbps

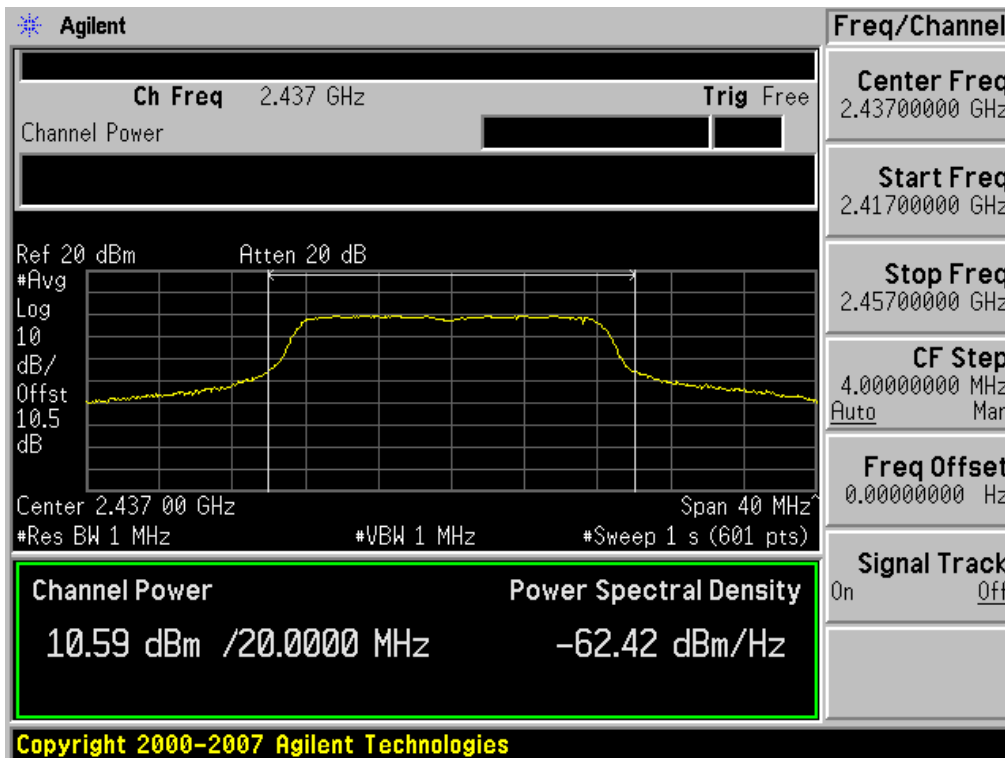


FCC PT.15.247 TEST REPORT	FCC CERTIFICATION REPORT		www.hct.co.kr
Test Report No. HCTR1105FR16-1	Date of Issue: May 26, 2011	EUT Type: 850/1900 GSM/GPRS Phone with Bluetooth and EDGE Rx only	FCC ID: A3LGTS3770

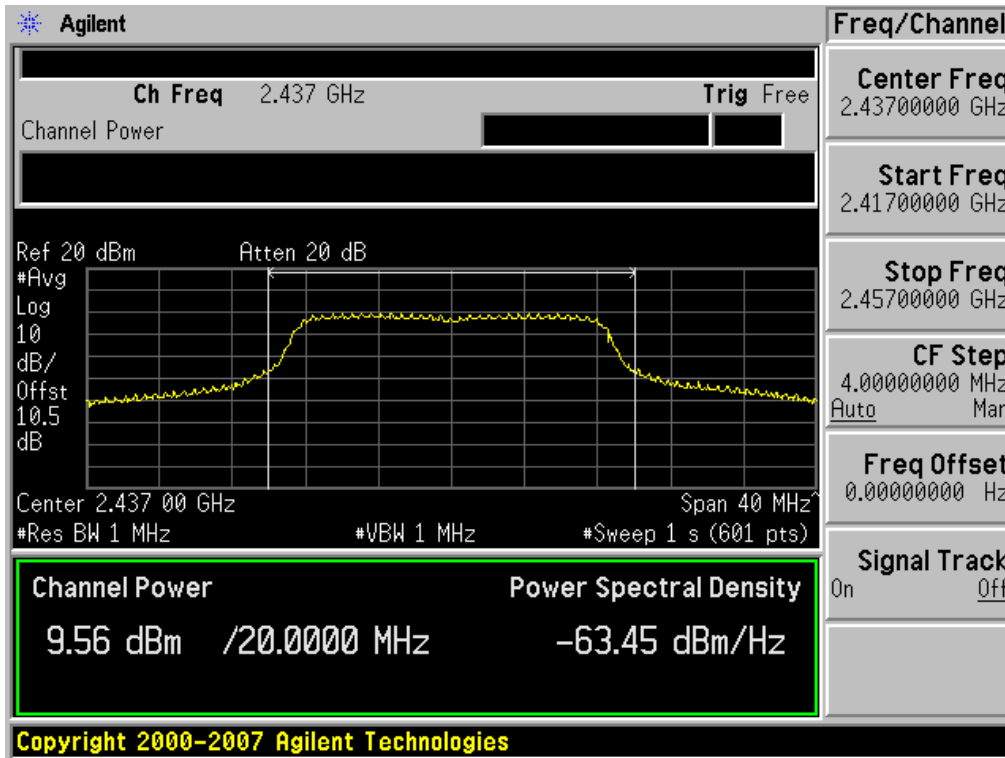
Conducted Output Power (802.11g-CH 6) 12Mbps



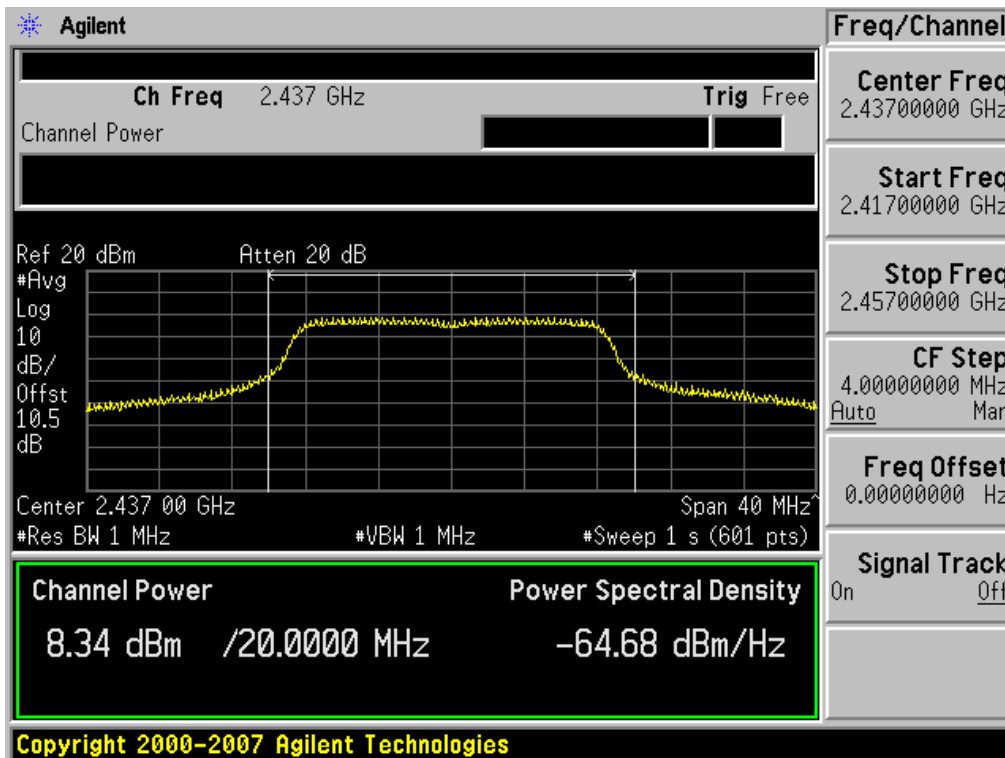
Conducted Output Power (802.11g-CH 6) 18Mbps



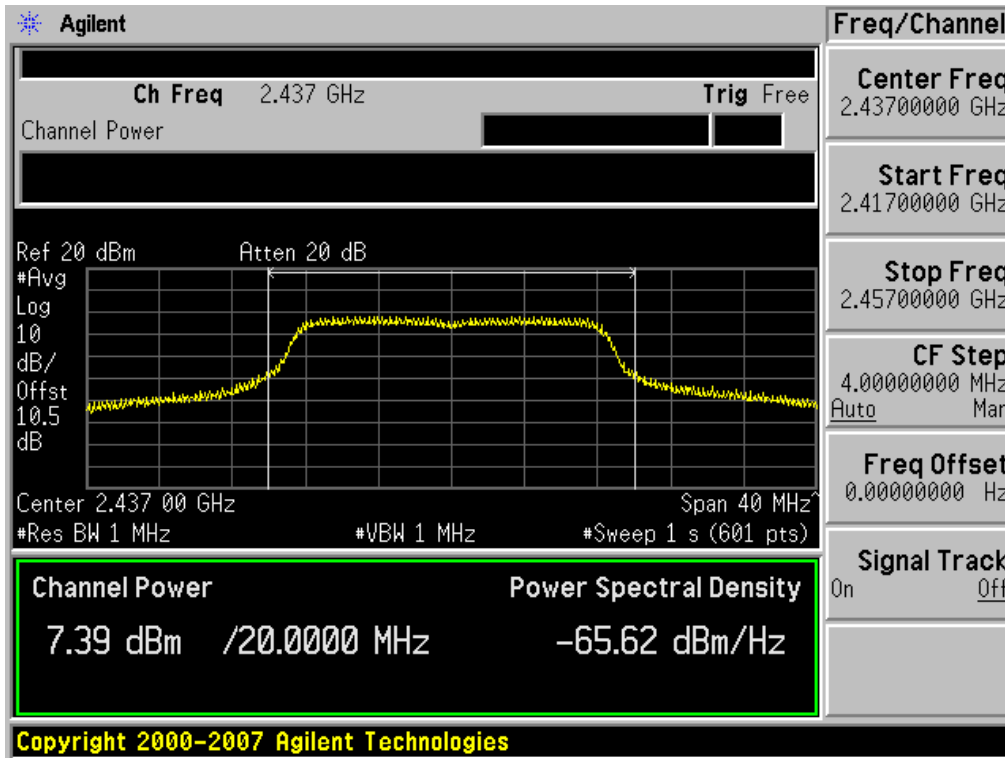
Conducted Output Power (802.11g-CH 6) 24Mbps



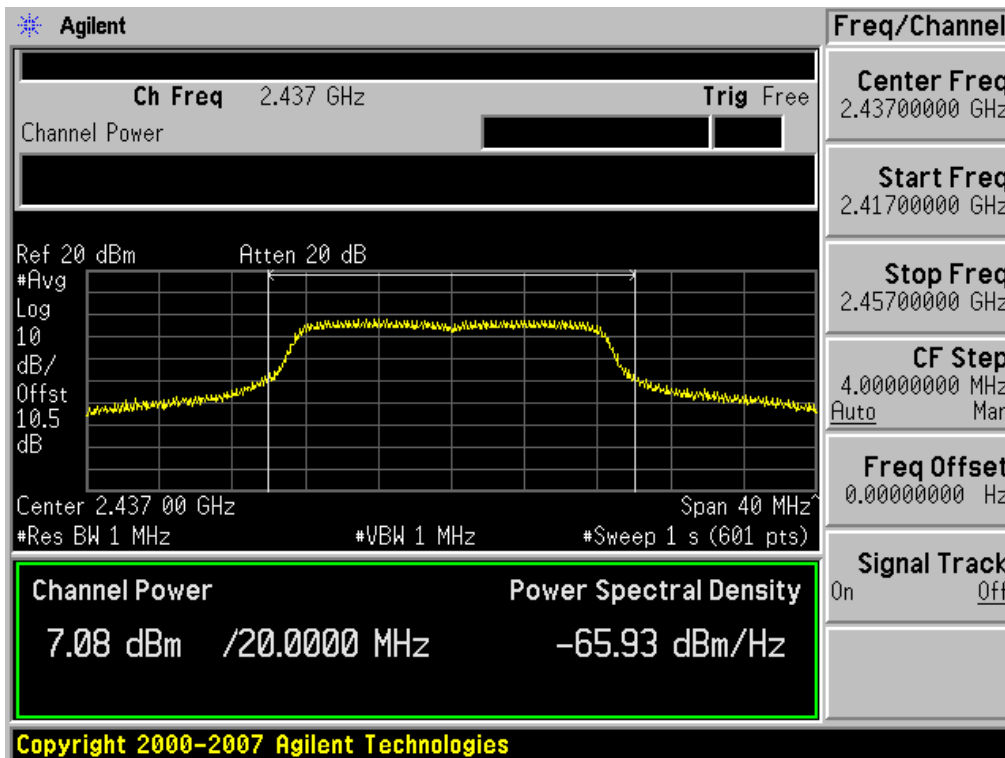
Conducted Output Power (802.11g-CH 6) 36Mbps



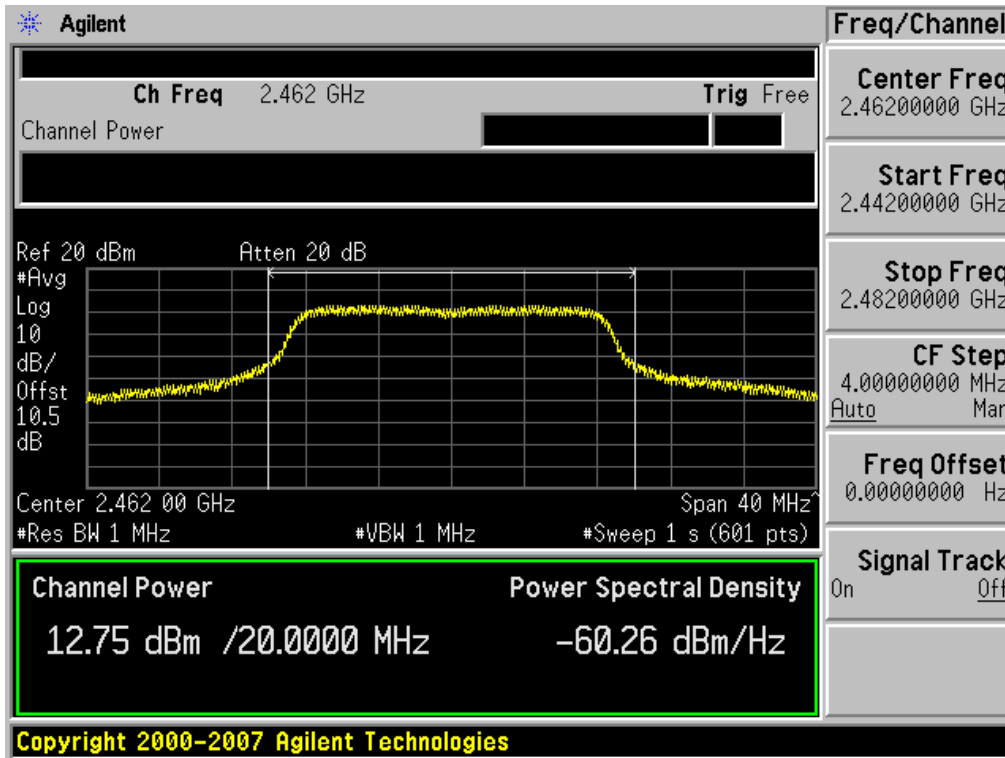
Conducted Output Power (802.11g-CH 6) 48Mbps



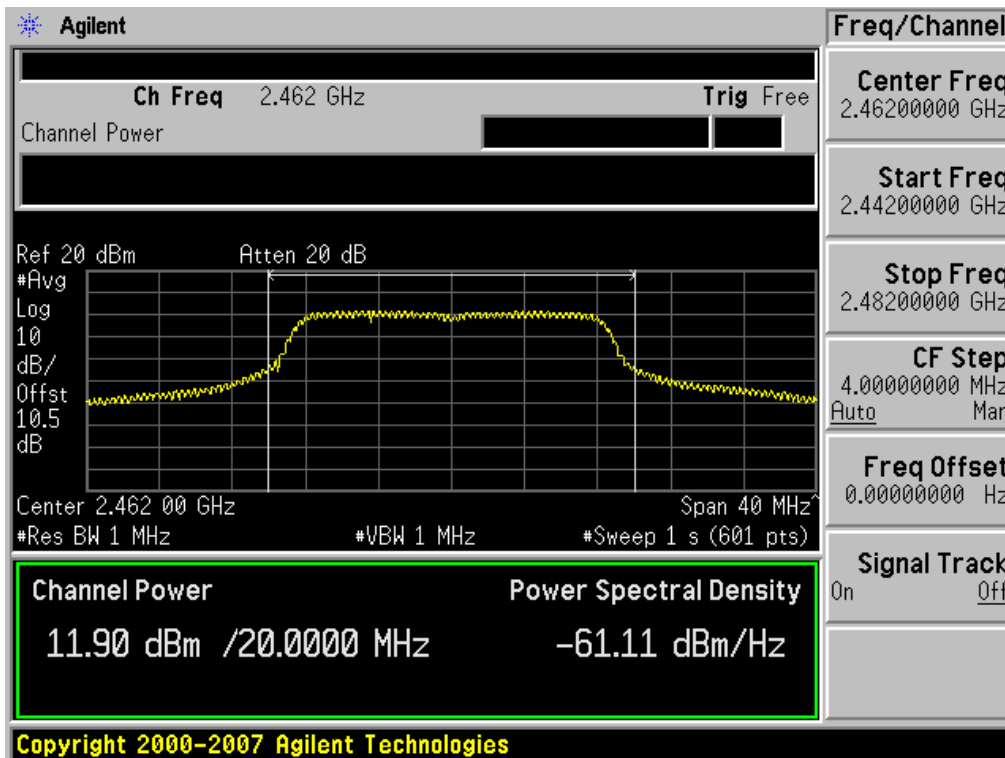
Conducted Output Power (802.11g-CH 6) 54Mbps



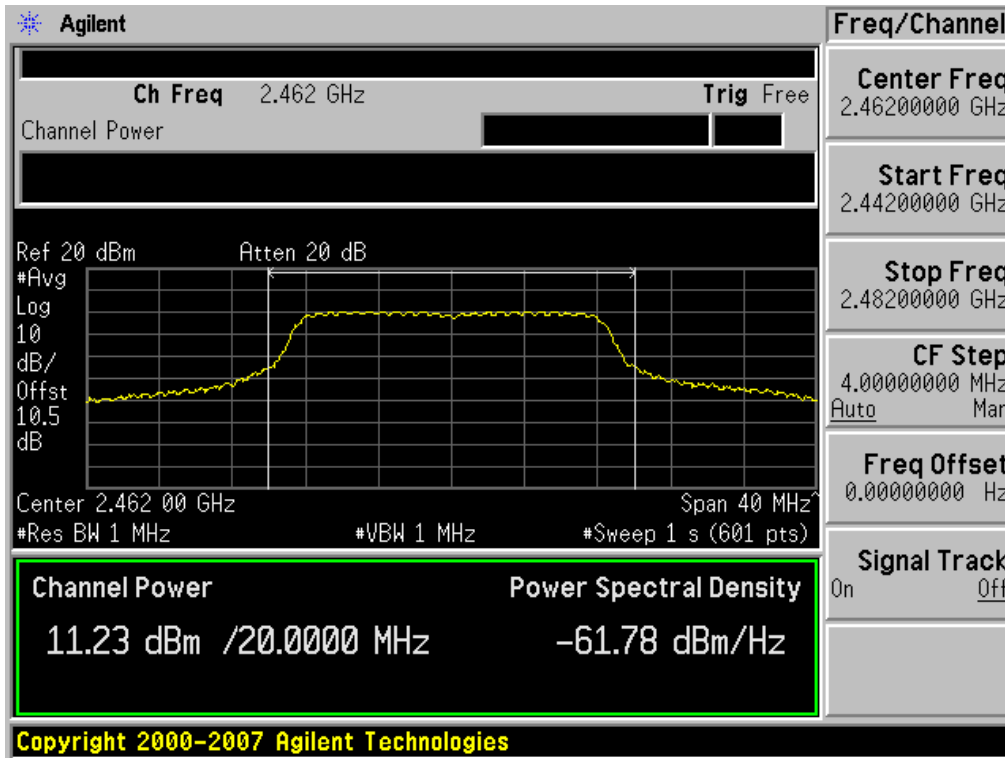
Conducted Output Power (802.11g-CH 11) 6Mbps



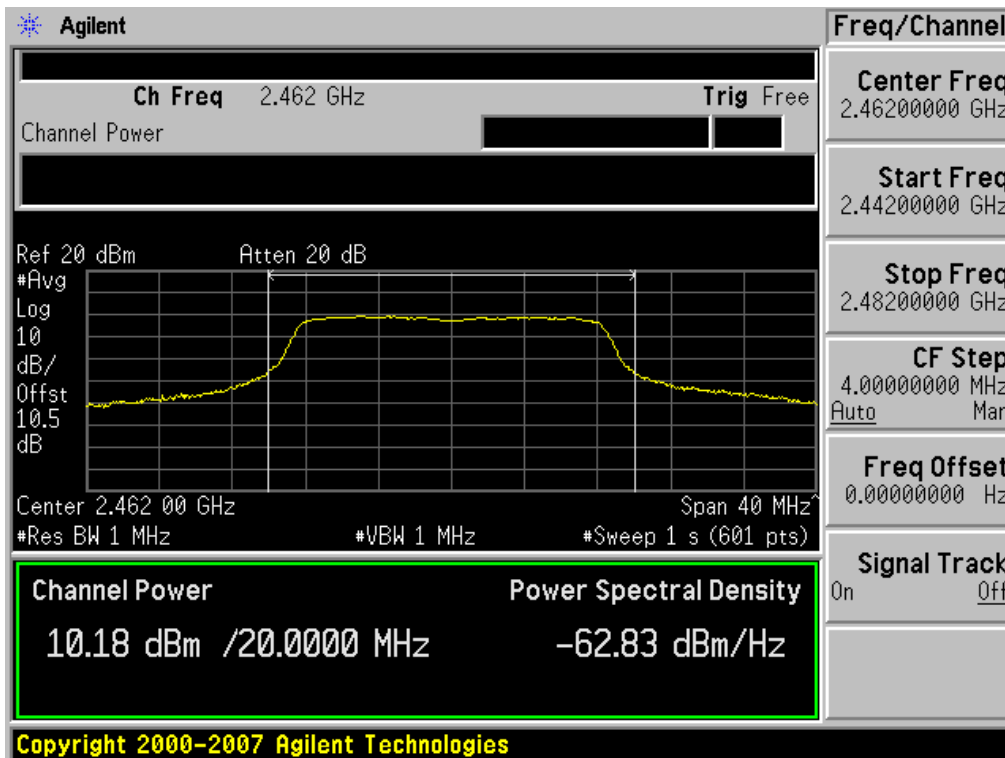
Conducted Output Power (802.11g-CH 11) 9Mbps



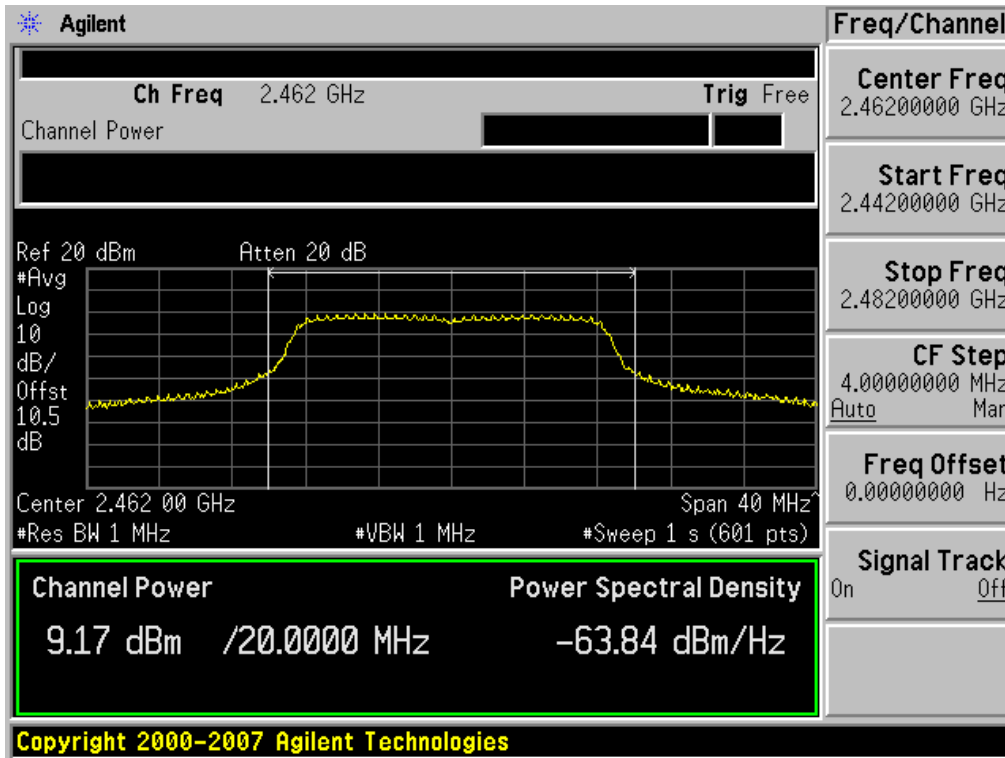
Conducted Output Power (802.11g-CH 11) 12Mbps



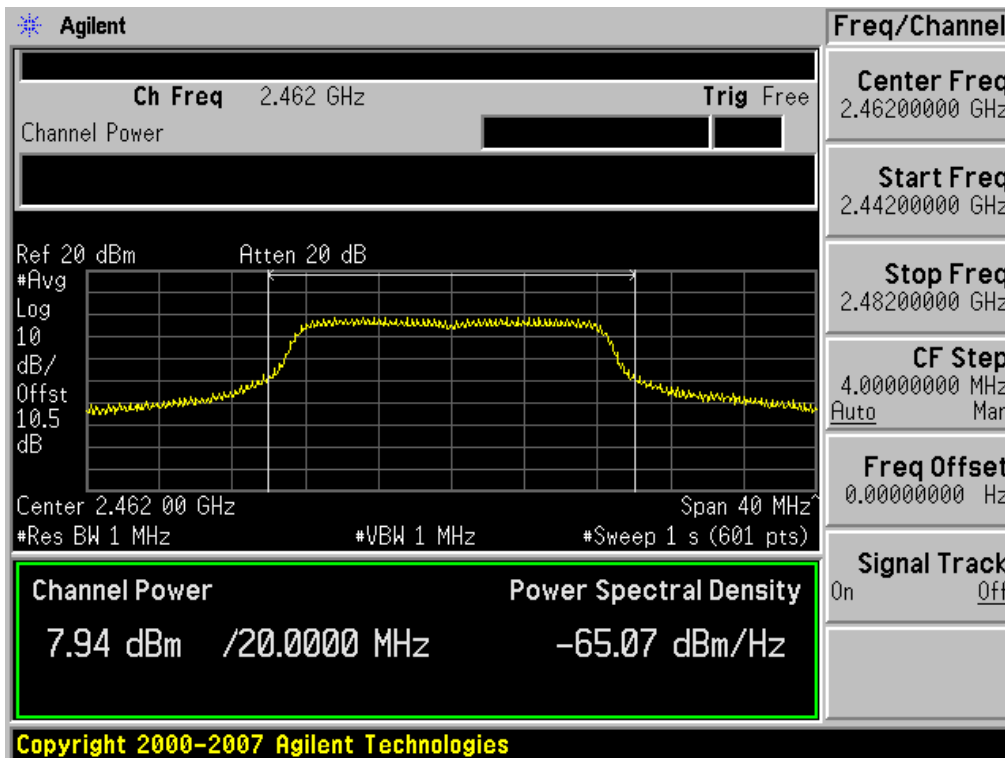
Conducted Output Power (802.11g-CH 11) 18Mbps



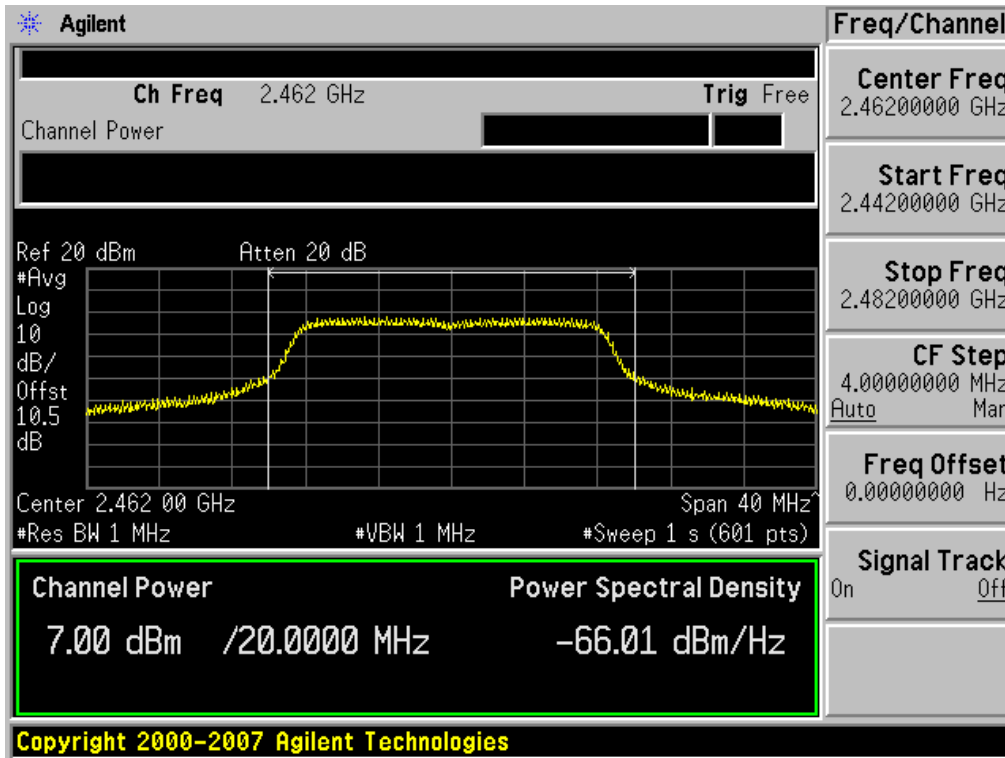
Conducted Output Power (802.11g-CH 11) 24Mbps



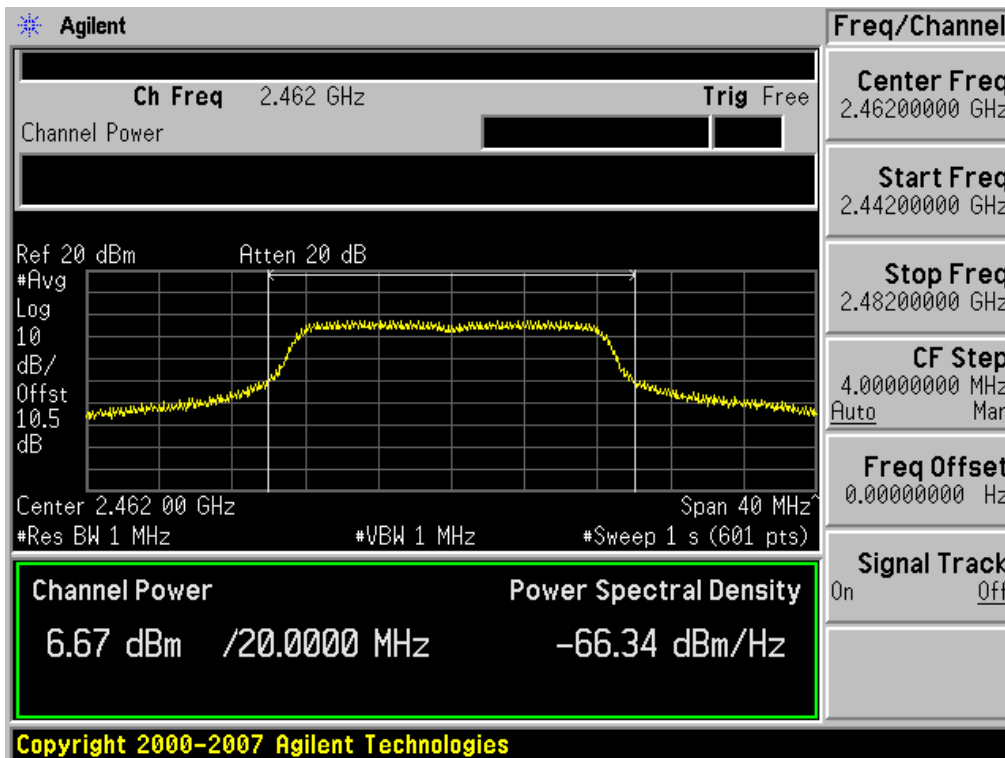
Conducted Output Power (802.11g-CH 11) 36Mbps



Conducted Output Power (802.11g-CH 11) 48Mbps



Conducted Output Power (802.11g-CH 11) 54Mbps



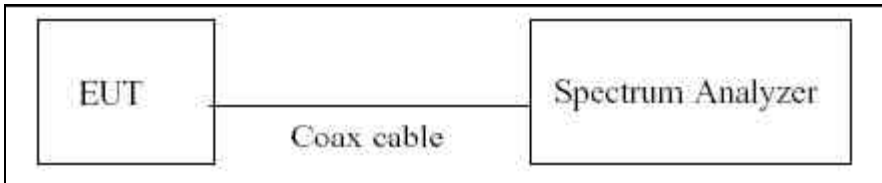
7.3 POWER SPECTRAL DENSITY (802.11b/g)

Test Requirements and limit, §15.247(e)

The peak power density is measured with a spectrum analyzer connected to the antenna terminal while the EUT is operating in transmission mode at the appropriate frequencies.

Minimum Standard – The transmitter power density average over 1-second interval shall not be greater than 8dBm in any 3kHz BW.

■ TEST CONFIGURATION



■ TEST PROCEDURE

The spectrum analyzer is set to :

1. Span = 300 kHz
2. RBW = 3 kHz (7dB/div)
3. VBW = 3 kHz
4. Sweep = 100 sec
5. Detector Mode = Peak

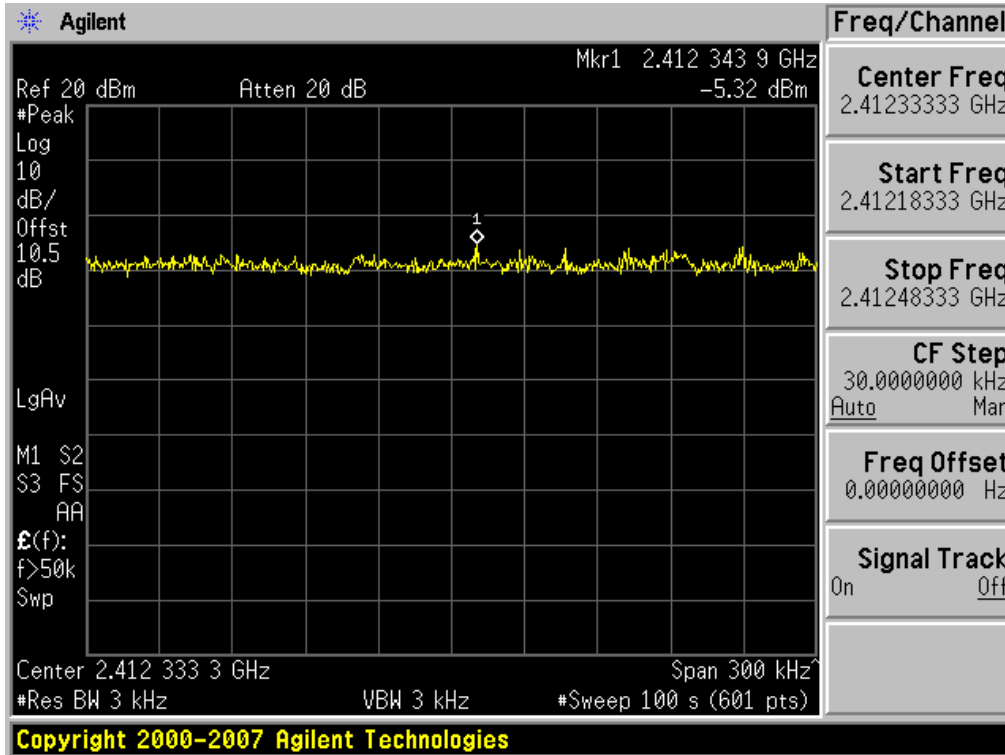
■ TEST RESULTS

Conducted Power Density Measurements

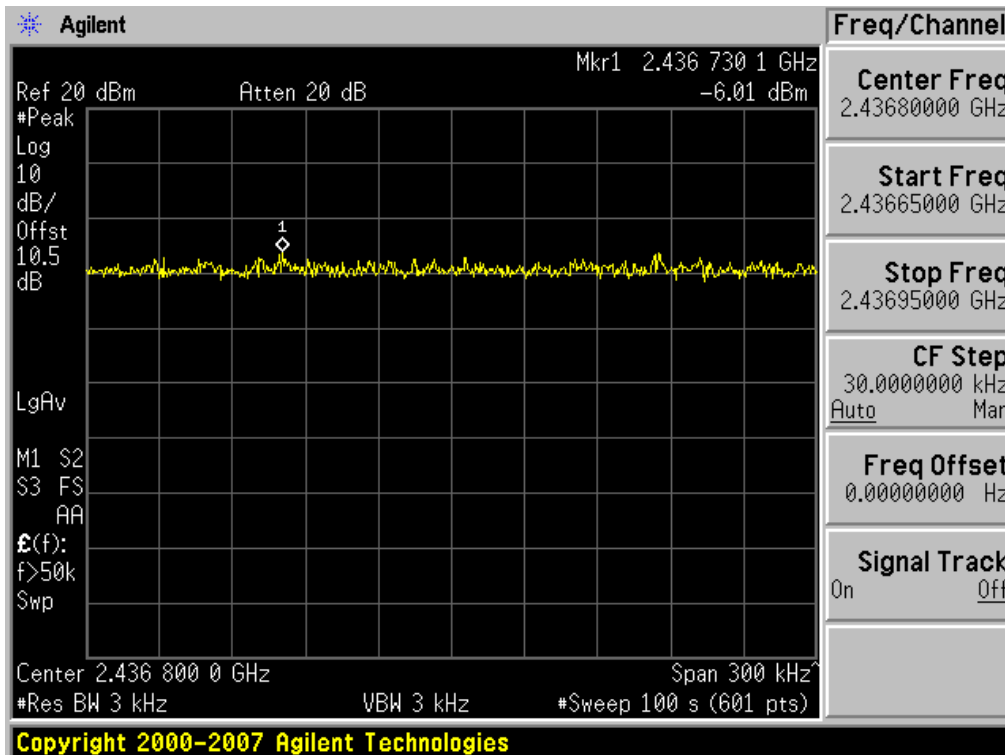
Frequency (MHz)	Channel No.	Mode	Test Result	
			Power Density (dBm)	Pass/Fail
2412	1	802.11b	-5.32	Pass
2437	6		-6.01	Pass
2462	11		-6.71	Pass
2412	1	802.11g	-9.34	Pass
2437	6		-9.84	Pass
2462	11		-10.10	Pass

RESULT PLOTS

Power Spectral Density (802.11b-CH 1)

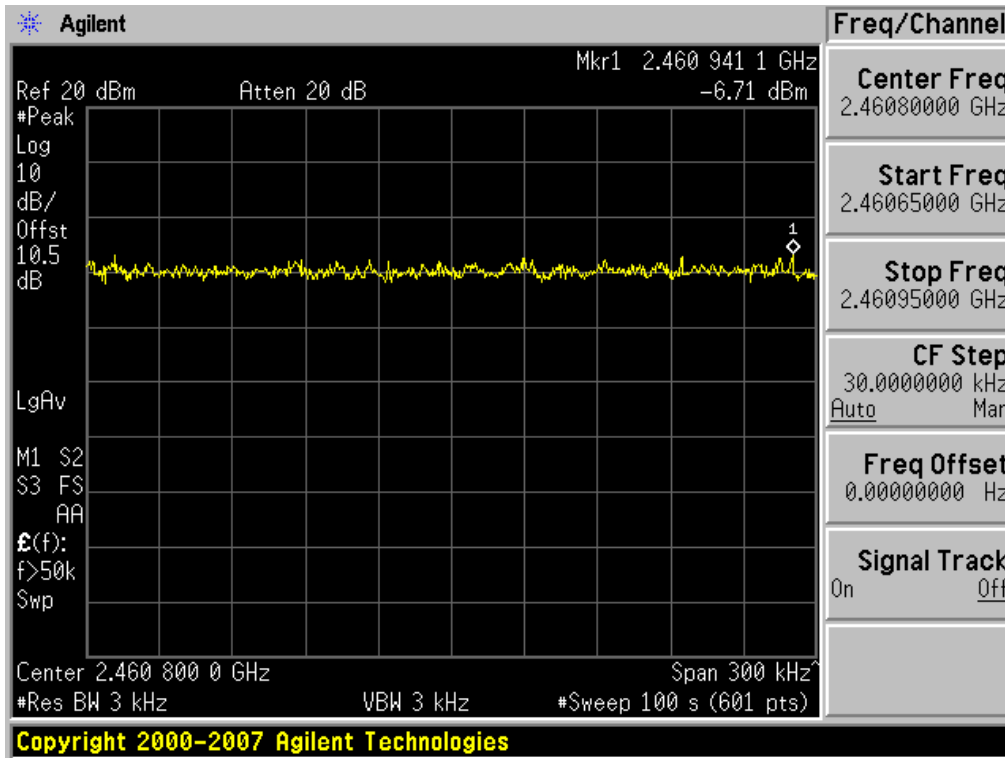


Power Spectral Density (802.11b-CH 6)

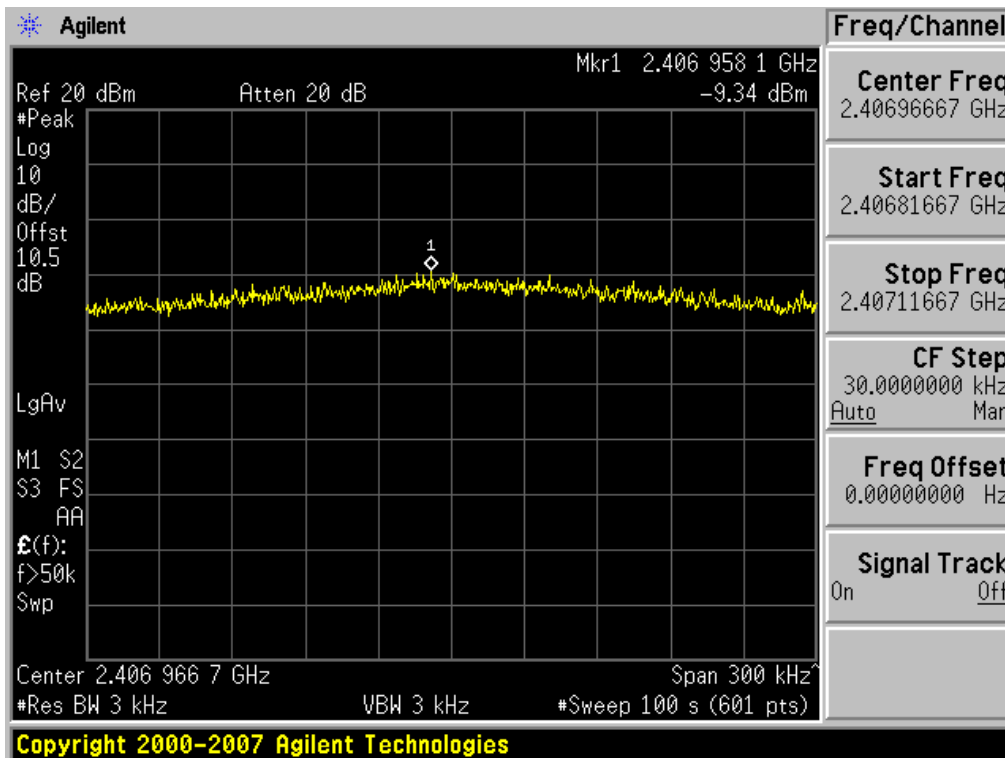


FCC PT.15.247 TEST REPORT	FCC CERTIFICATION REPORT		www.hct.co.kr
Test Report No. HCTR1105FR16-1	Date of Issue: May 26, 2011	EUT Type: 850/1900 GSM/GPRS Phone with Bluetooth and EDGE Rx only	FCC ID: A3LGTS3770

Power Spectral Density (802.11b-CH 11)

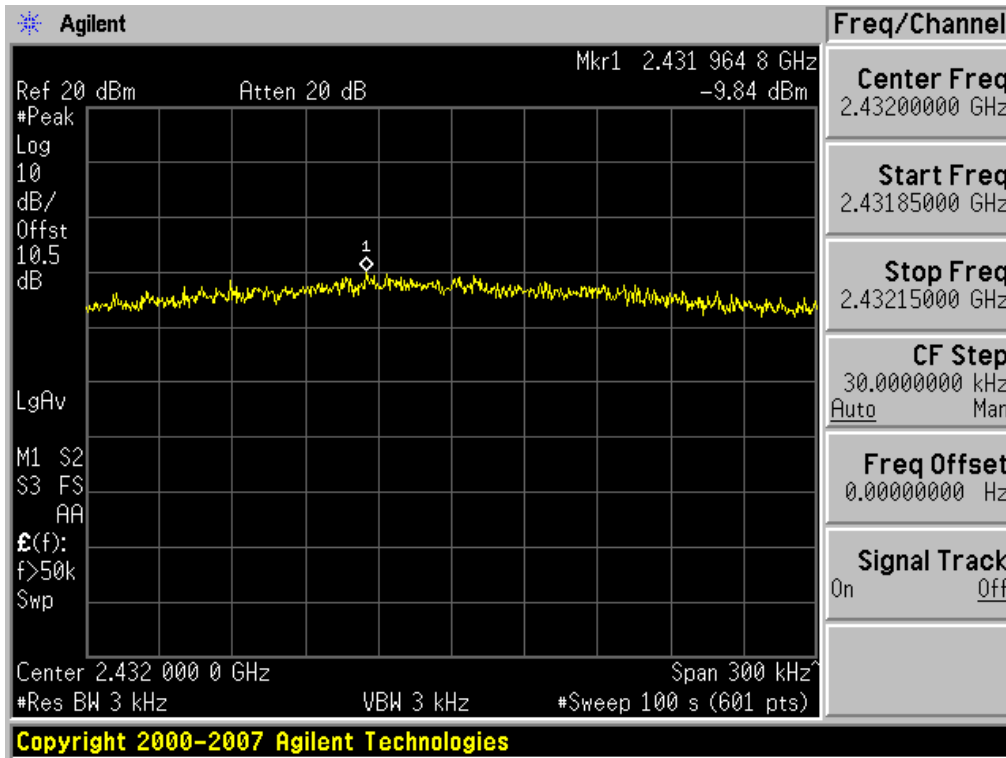


Power Spectral Density (802.11g-CH 1)

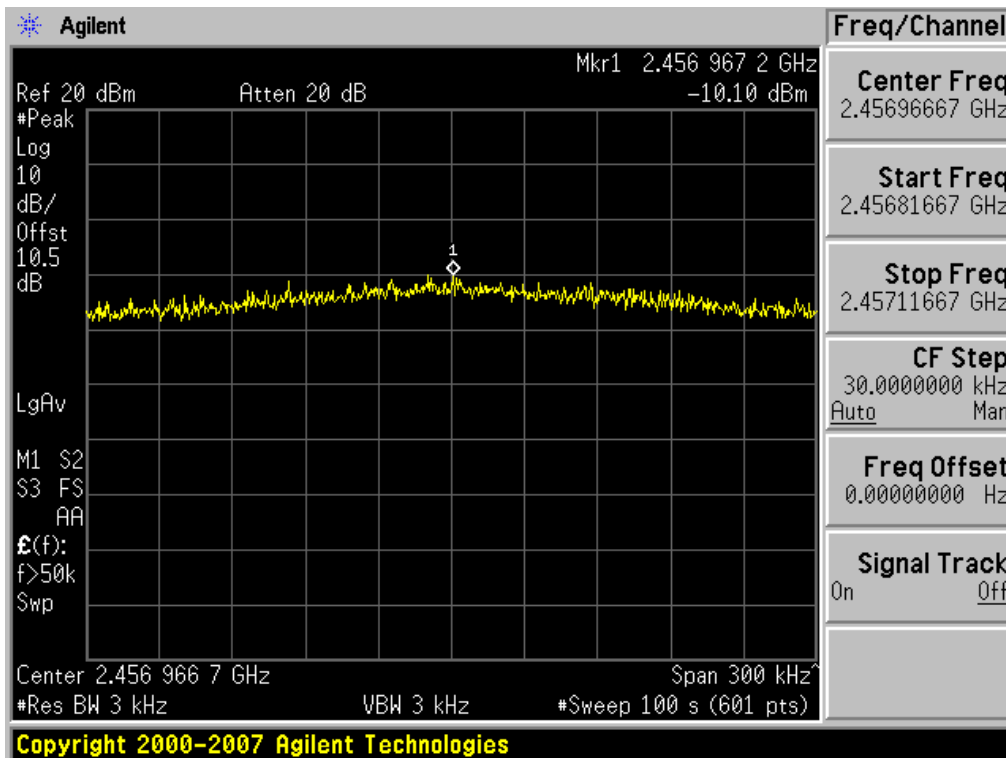


FCC PT.15.247 TEST REPORT	FCC CERTIFICATION REPORT		www.hct.co.kr
Test Report No. HCTR1105FR16-1	Date of Issue: May 26, 2011	EUT Type: 850/1900 GSM/GPRS Phone with Bluetooth and EDGE Rx only	FCC ID: A3LGTS3770

Power Spectral Density (802.11g-CH 6)



Power Spectral Density (802.11g-CH11)




7.4 OUT OF BAND EMISSIONS AT THE BAND EDGE/ CONDUCTED SPURIOUS EMISSIONS

Test Requirements and limit, §15.247(d)

In any 100 kHz bandwidth outside the frequency band in which the spread spectrum intentional radiator is operating, the radio frequency power that is produced by the intentional radiator shall be at least 20dB below that in the 100 kHz bandwidth within the band that contains the highest level of the desired power, based on either an RF conducted or a radiated measurement. Attenuation below the general limits specified in §15.209(a) is not required. In addition, radiated emissions which fall in the restricted bands, as defined in § 15.205(a), must also comply with the radiated emission limits specified in §15.209(a) (see §15.205(c)).

■ TEST CONFIGURATION



■ TEST PROCEDURE

The transmitter output is connected to the spectrum analyzer. The resolution bandwidth is set to 100 kHz. The video bandwidth is set to 300 kHz.

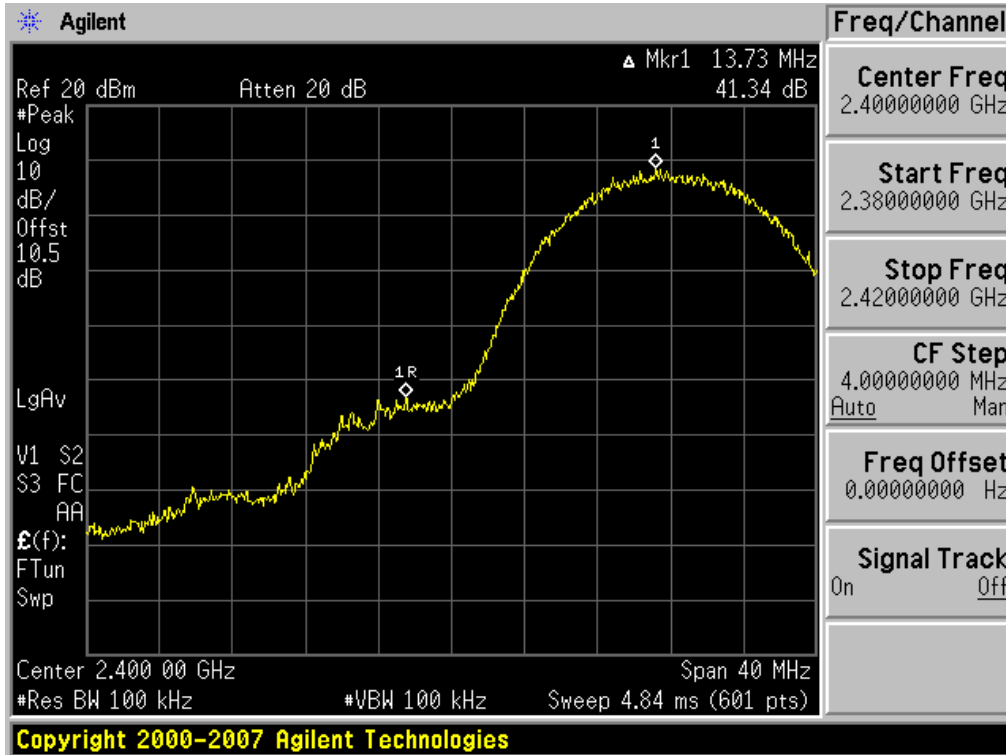
Detector Mode is set to a peak detector Mode.

Measurements are made over the 30 MHz to 26 GHz range with the transmitter set to the lowest, middle, and highest channels.

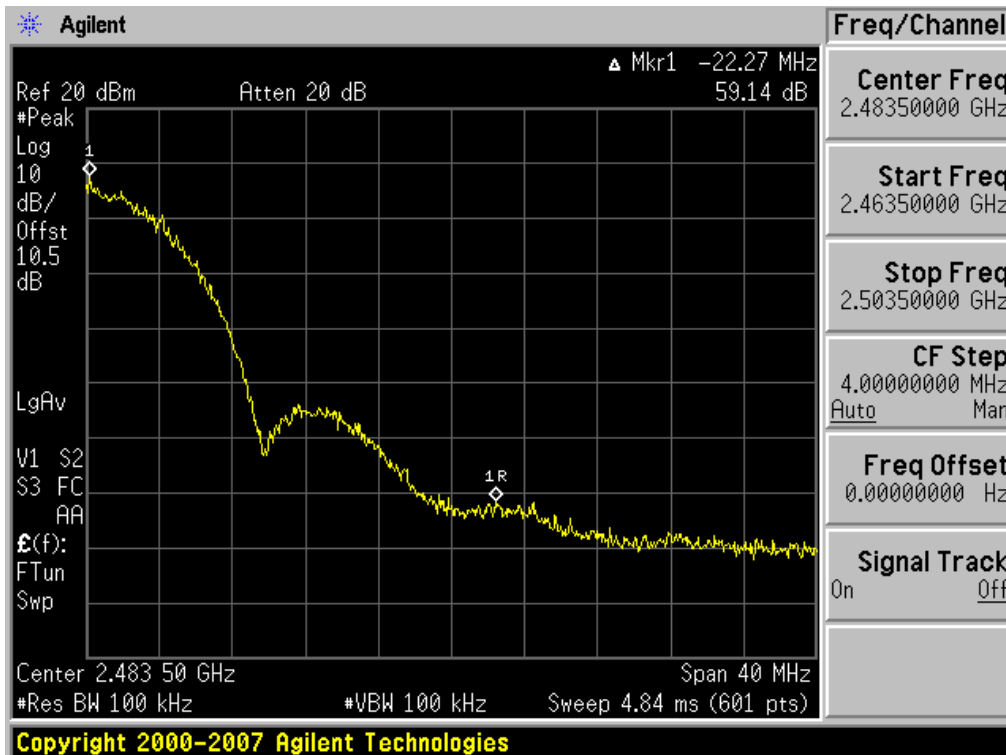
FCC PT.15.247 TEST REPORT	FCC CERTIFICATION REPORT		www.hct.co.kr
Test Report No. HCTR1105FR16-1	Date of Issue: May 26, 2011	EUT Type: 850/1900 GSM/GPRS Phone with Bluetooth and EDGE Rx only	FCC ID: A3LGTS3770

RESULT PLOTS

BandEdge (802.11b-CH1)

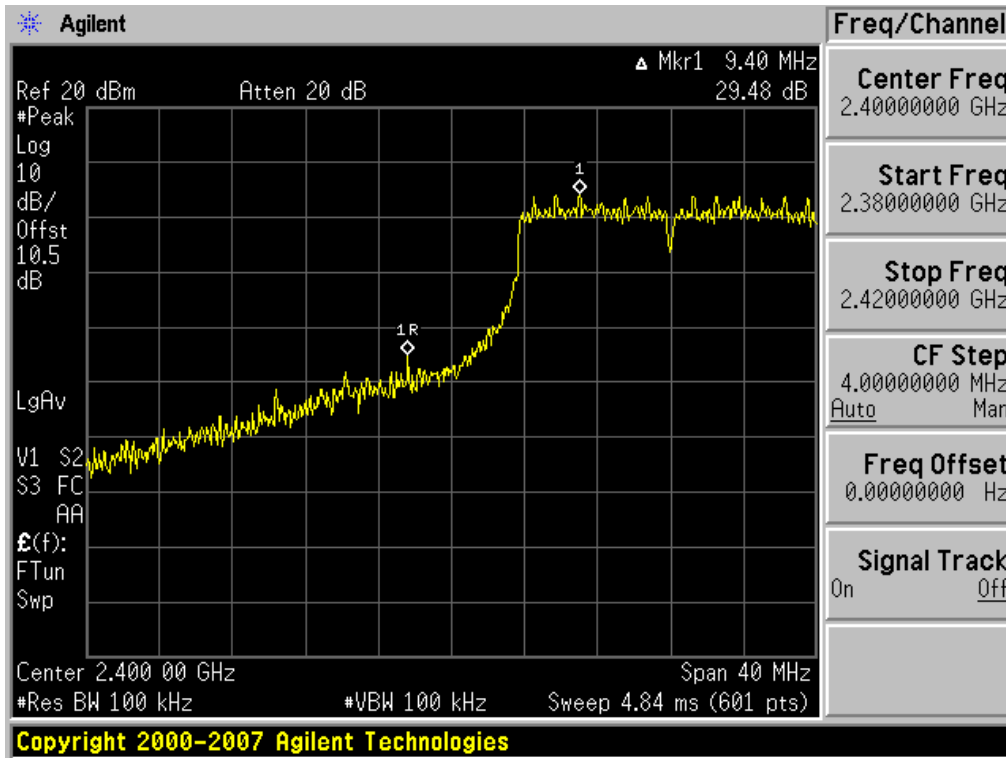


BandEdge (802.11b-CH11)

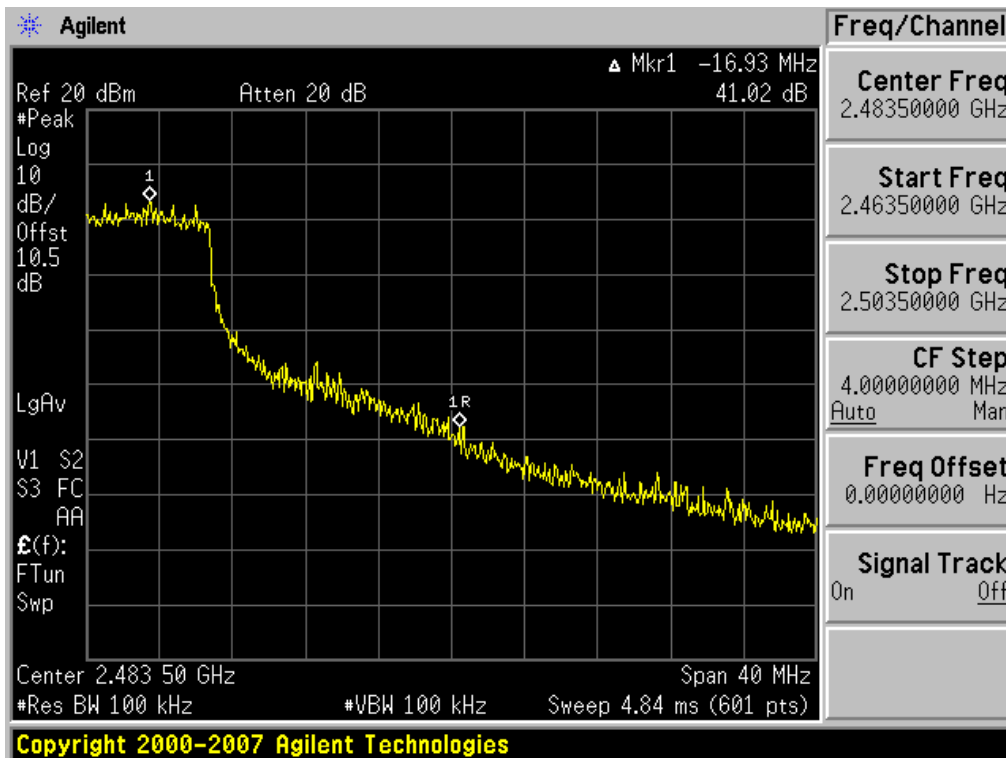


FCC PT.15.247 TEST REPORT	FCC CERTIFICATION REPORT		www.hct.co.kr
Test Report No. HCTR1105FR16-1	Date of Issue: May 26, 2011	EUT Type: 850/1900 GSM/GPRS Phone with Bluetooth and EDGE Rx only	FCC ID: A3LGTS3770

BandEdge (802.11g-CH1)

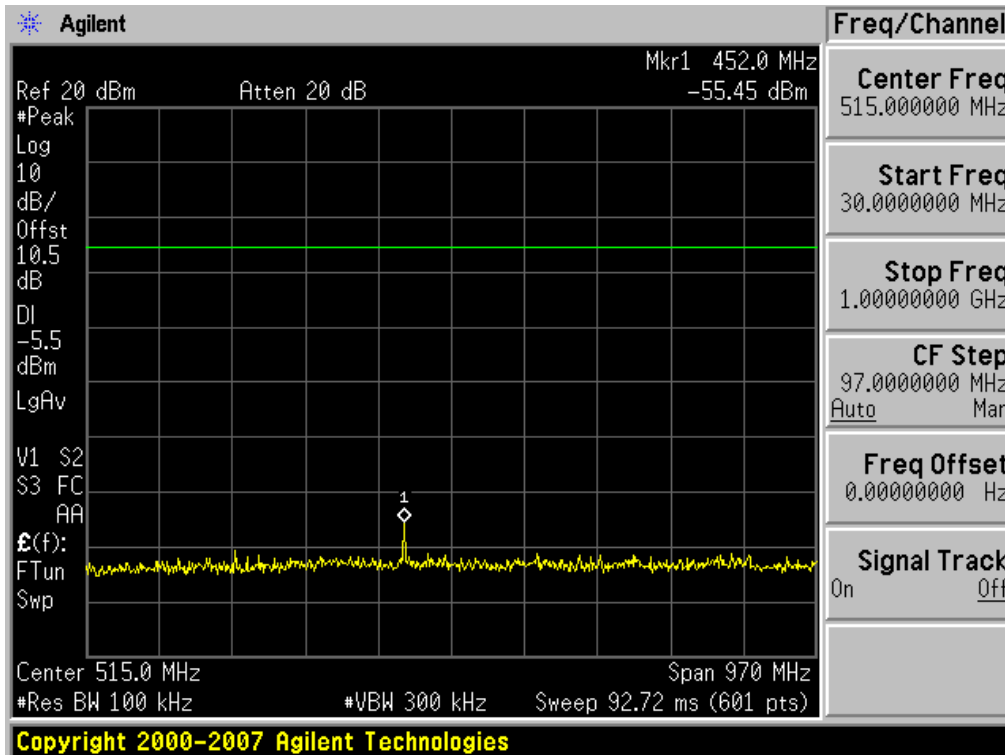


BandEdge (802.11g-CH11)

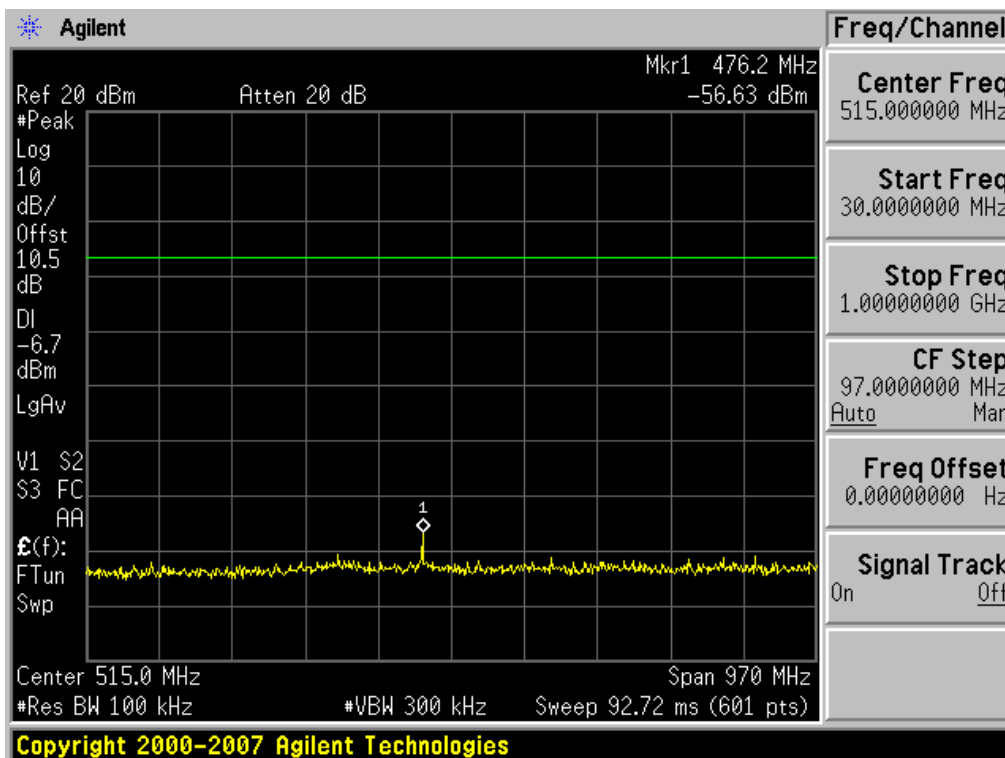


FCC PT.15.247 TEST REPORT	FCC CERTIFICATION REPORT		www.hct.co.kr
Test Report No. HCTR1105FR16-1	Date of Issue: May 26, 2011	EUT Type: 850/1900 GSM/GPRS Phone with Bluetooth and EDGE Rx only	FCC ID: A3LGTS3770

Conducted Spurious Emission (802.11b-CH1)

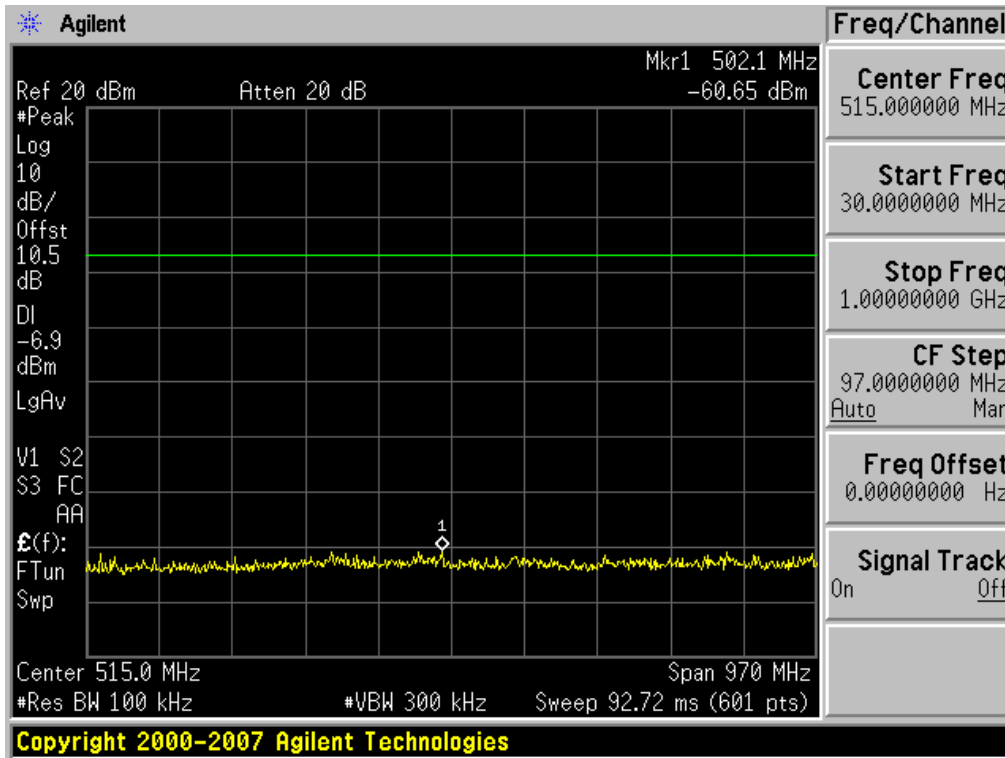


Conducted Spurious Emission (802.11b-CH6)

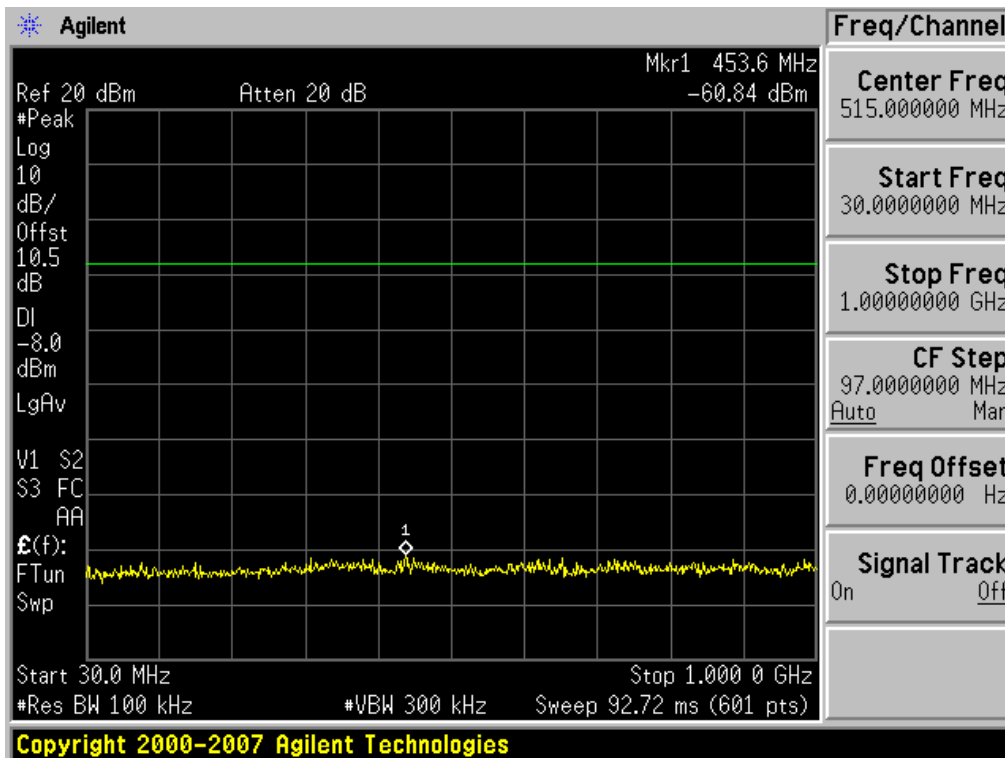


FCC PT.15.247 TEST REPORT	FCC CERTIFICATION REPORT		www.hct.co.kr
Test Report No. HCTR1105FR16-1	Date of Issue: May 26, 2011	EUT Type: 850/1900 GSM/GPRS Phone with Bluetooth and EDGE Rx only	FCC ID: A3LGTS3770

Conducted Spurious Emission (802.11b-CH11)

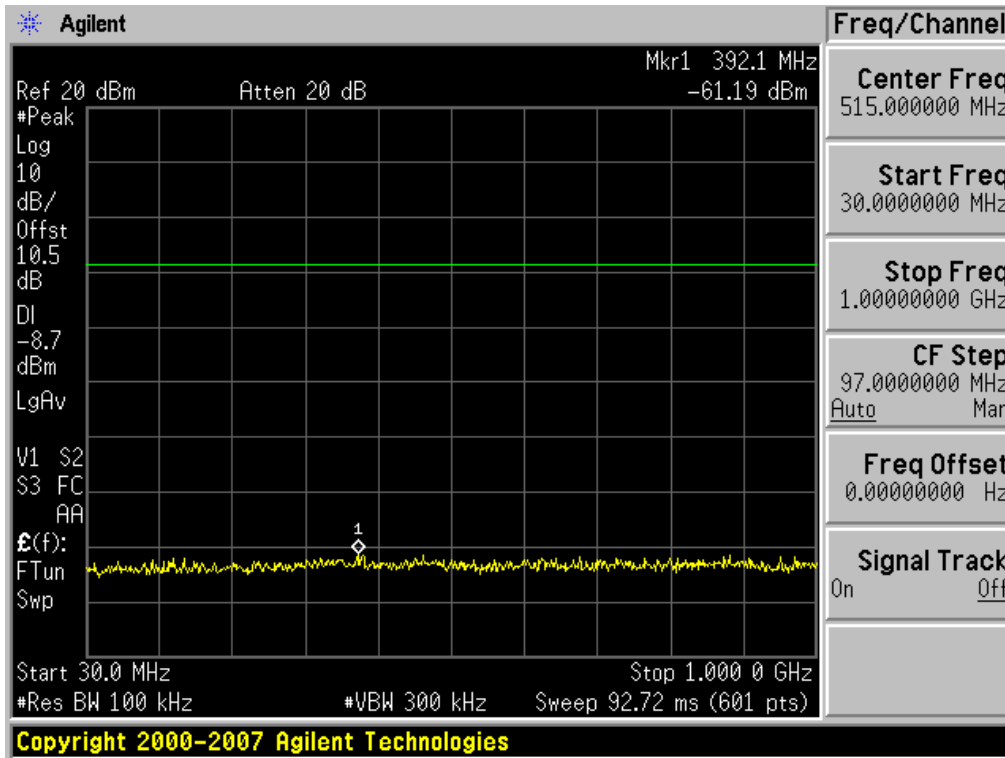


Conducted Spurious Emission (802.11g-CH1)

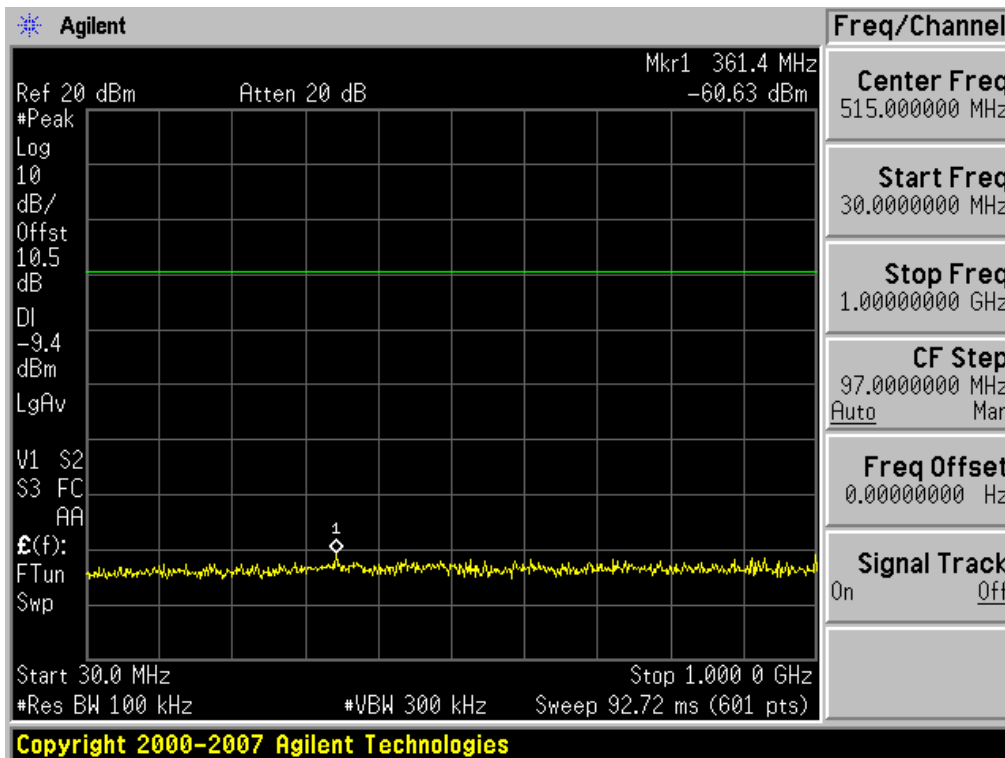


FCC PT.15.247 TEST REPORT	FCC CERTIFICATION REPORT		www.hct.co.kr
Test Report No. HCTR1105FR16-1	Date of Issue: May 26, 2011	EUT Type: 850/1900 GSM/GPRS Phone with Bluetooth and EDGE Rx only	FCC ID: A3LGTS3770

Conducted Spurious Emission (802.11g-CH6)

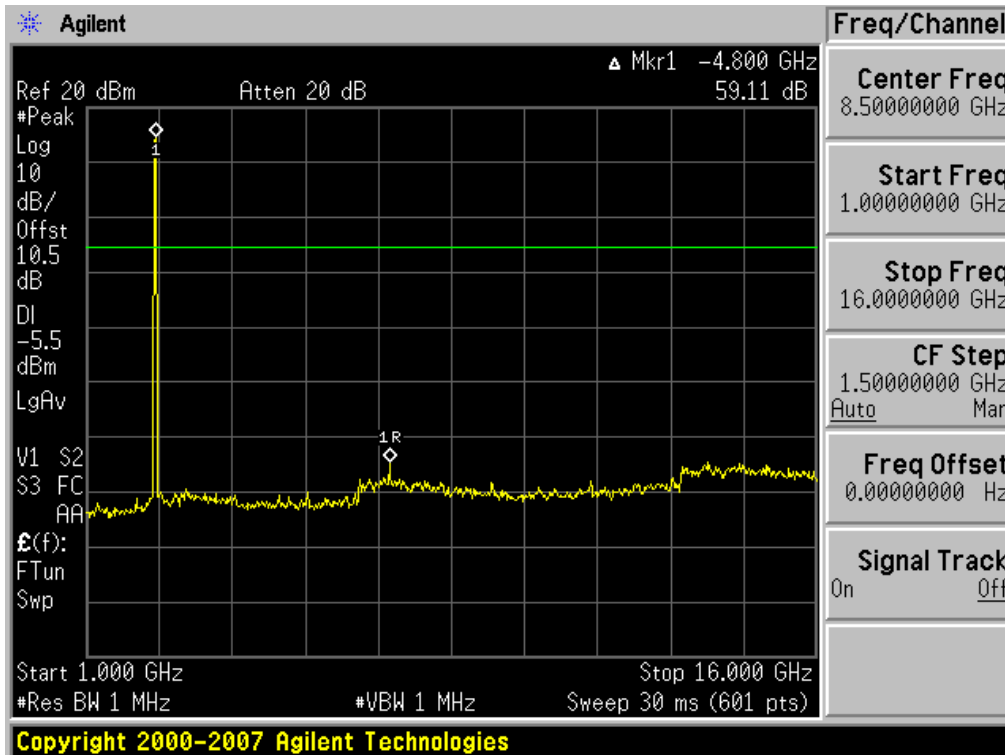


Conducted Spurious Emission (802.11g-CH11)

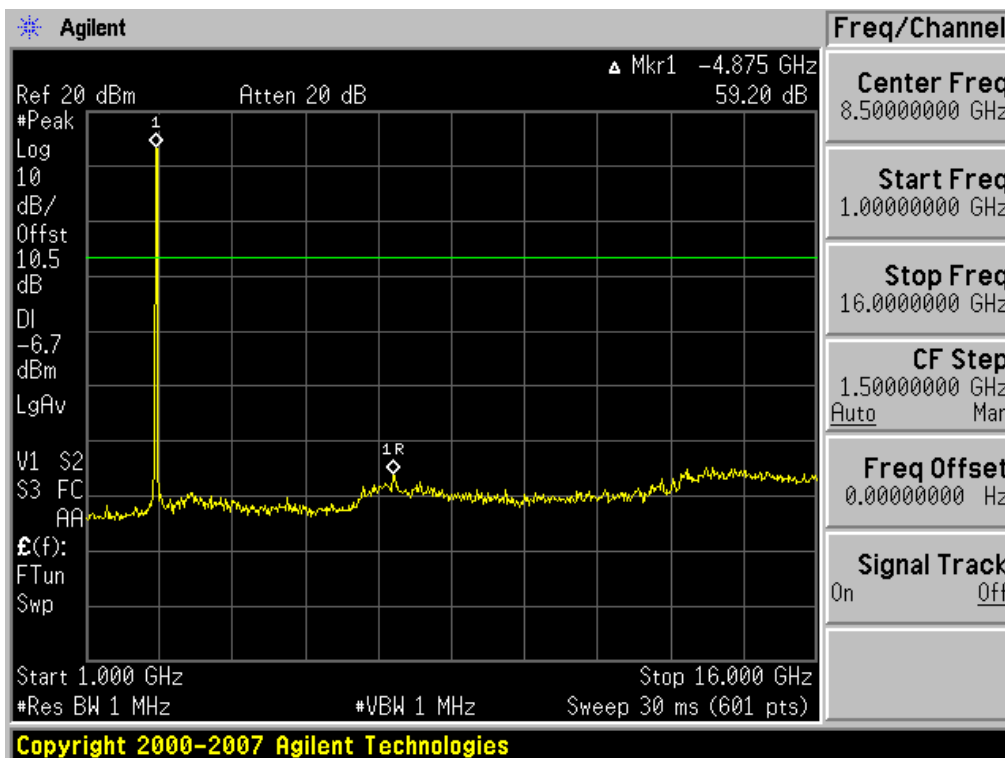


1 GHz ~ 26 GHz

Conducted Spurious Emission (802.11b-CH1)

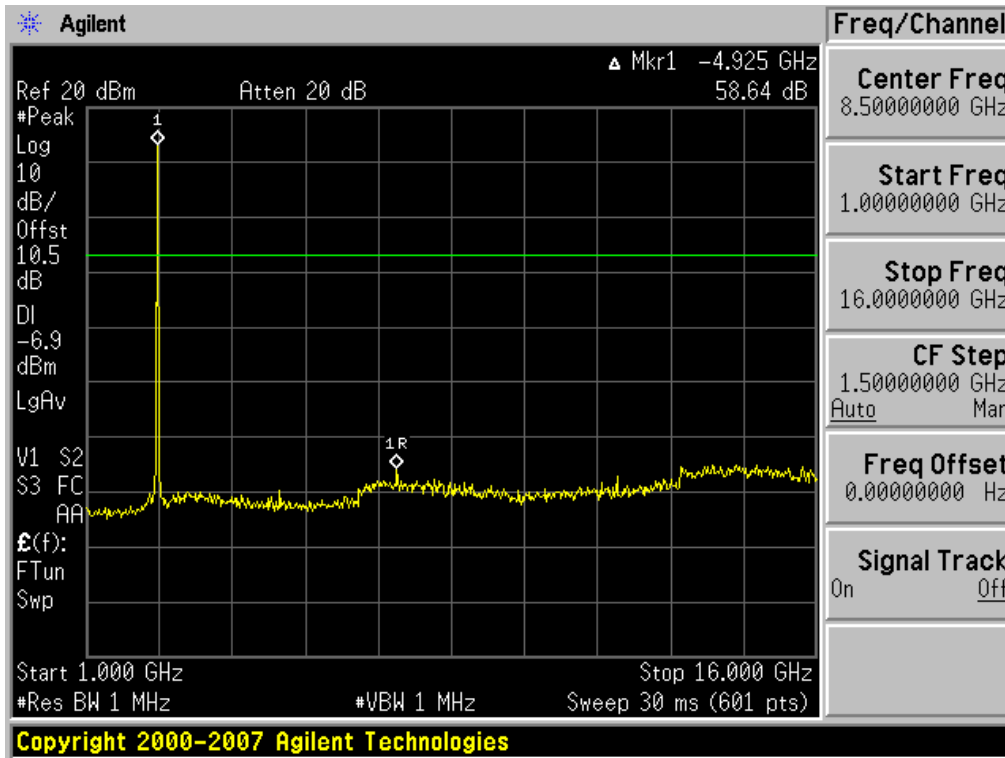


Conducted Spurious Emission (802.11b-CH6)

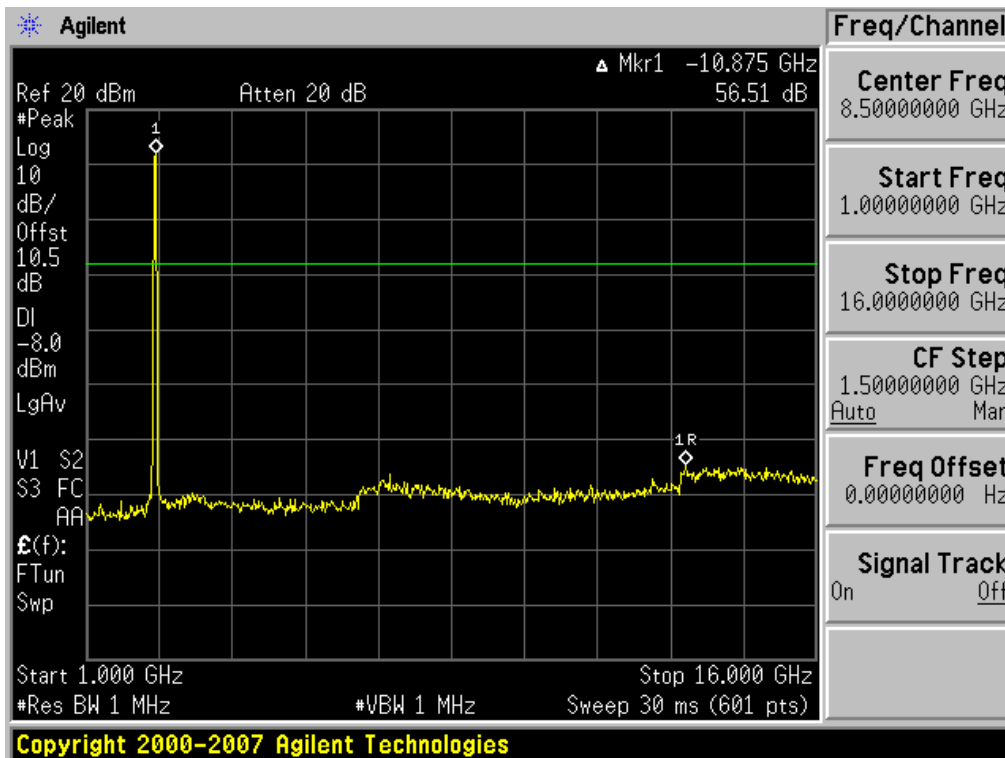


FCC PT.15.247 TEST REPORT		FCC CERTIFICATION REPORT		www.hct.co.kr
Test Report No. HCTR1105FR16-1	Date of Issue: May 26, 2011	EUT Type: 850/1900 GSM/GPRS Phone with Bluetooth and EDGE Rx only		FCC ID: A3LGTS3770

Conducted Spurious Emission (802.11b-CH11)

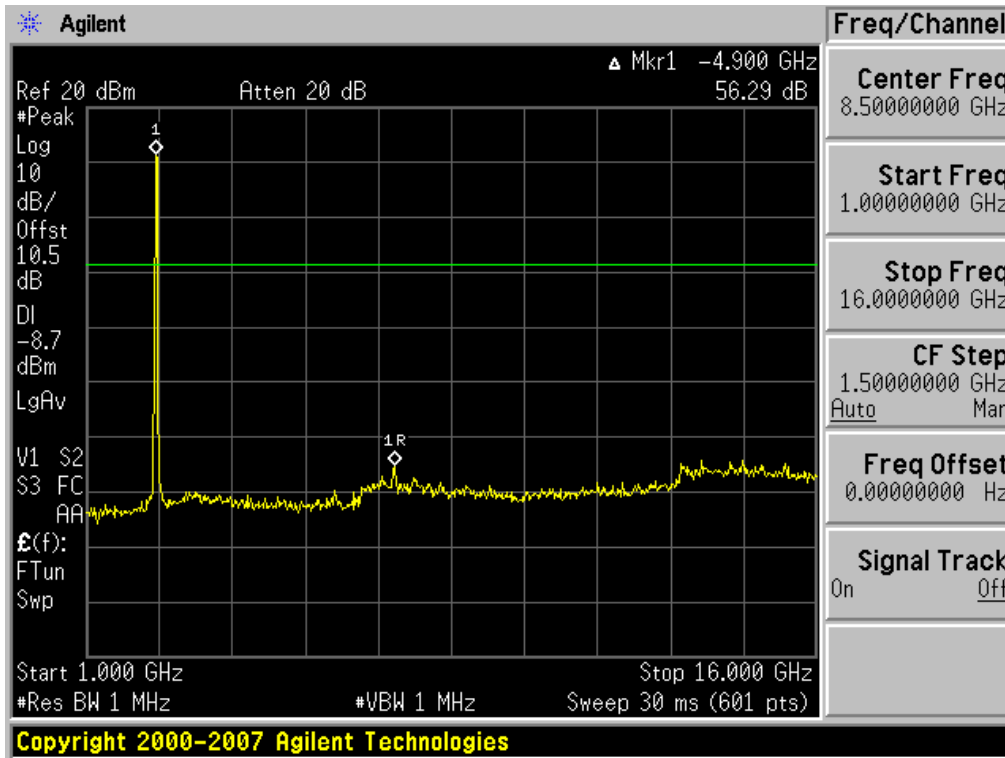


Conducted Spurious Emission (802.11g-CH1)

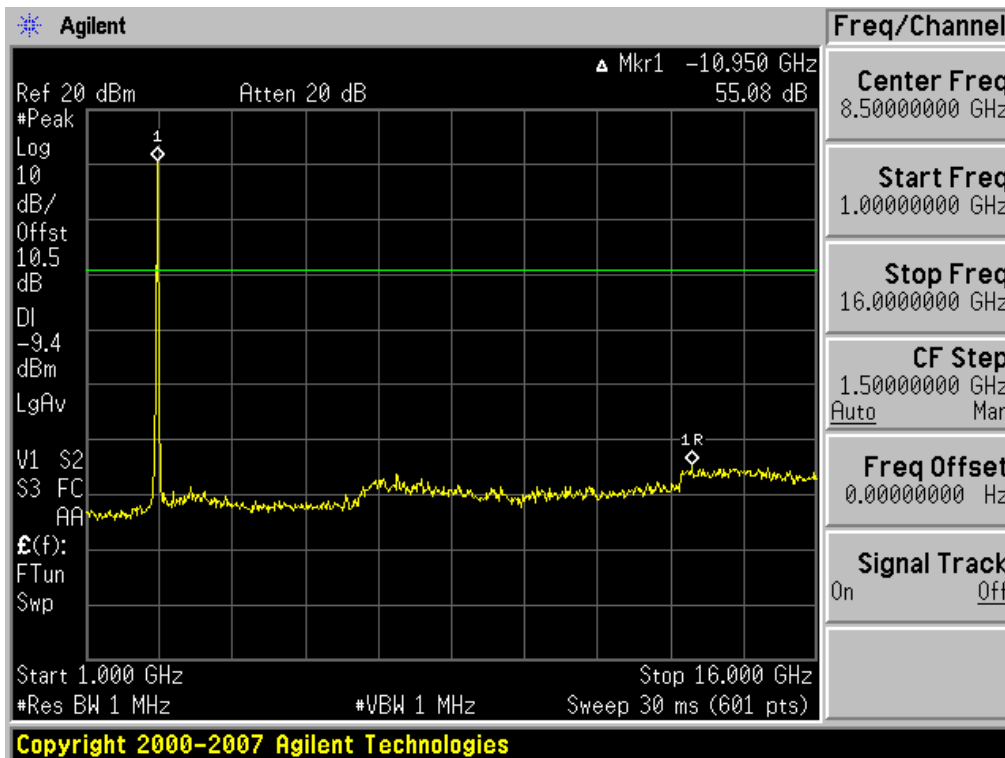


FCC PT.15.247 TEST REPORT		FCC CERTIFICATION REPORT		www.hct.co.kr
Test Report No. HCTR1105FR16-1	Date of Issue: May 26, 2011	EUT Type: 850/1900 GSM/GPRS Phone with Bluetooth and EDGE Rx only	FCC ID: A3LGTS3770	

Conducted Spurious Emission (802.11g-CH6)



Conducted Spurious Emission (802.11g-CH11)



FCC PT.15.247 TEST REPORT		FCC CERTIFICATION REPORT		www.hct.co.kr
Test Report No. HCTR1105FR16-1	Date of Issue: May 26, 2011	EUT Type: 850/1900 GSM/GPRS Phone with Bluetooth and EDGE Rx only	FCC ID: A3LGTS3770	

7.5 RADIATED MEASUREMENT.

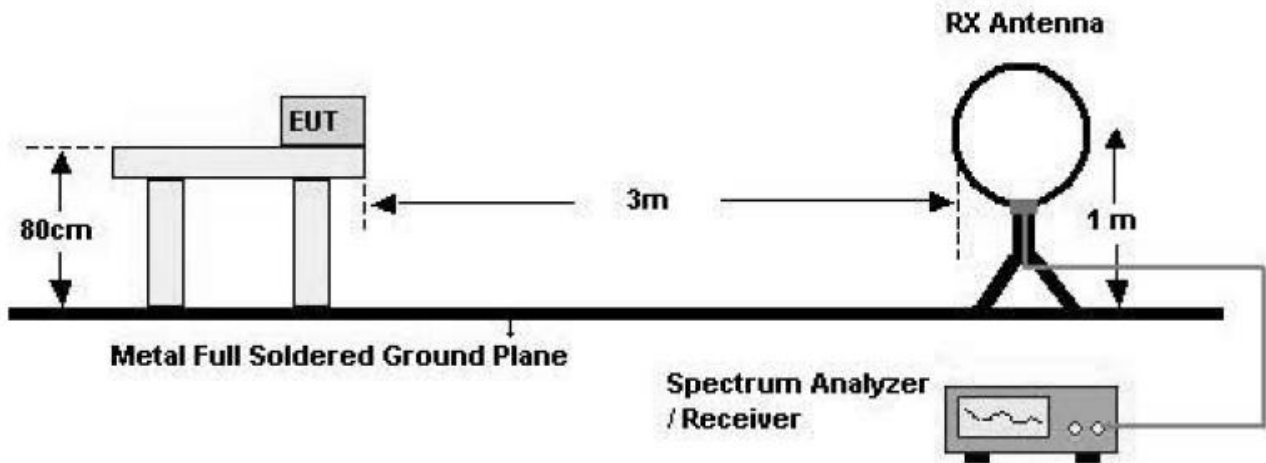
7.5.1 RADIATED SPURIOUS EMISSIONS.

Test Requirements and limit, §15.205, §15.209

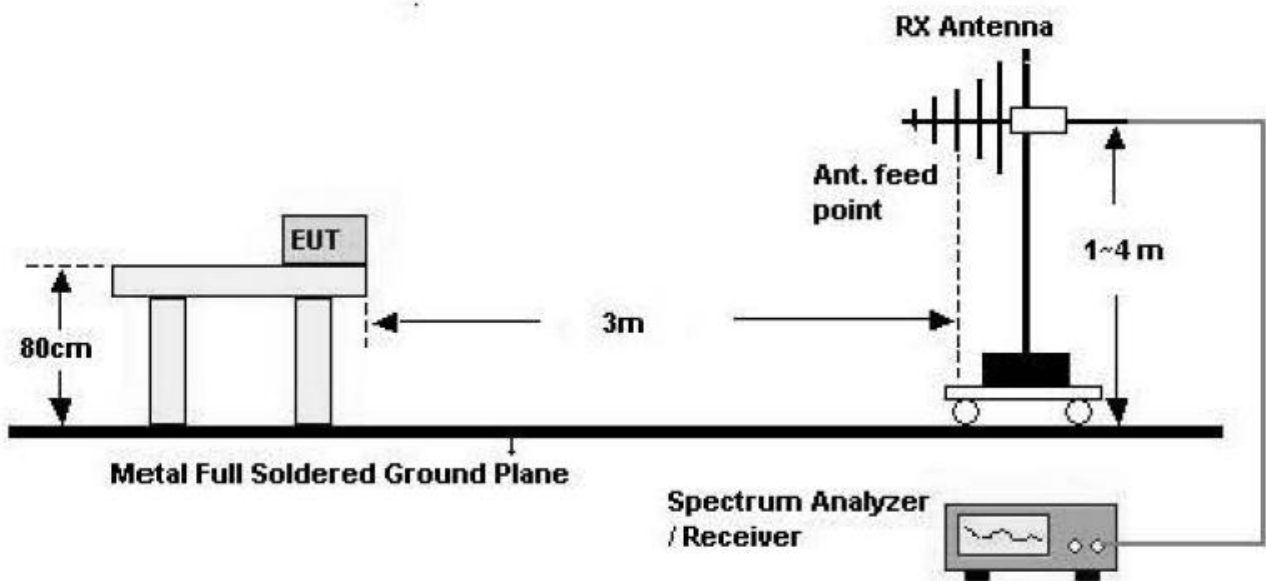
Frequency (MHz)	Field Strength (uV/m)	Measurement Distance (m)
0.009 – 0.490	2400/F(kHz)	300
0.490 – 1.705	24000/F(kHz)	30
1.705 – 30	30	30
30-88	100	3
88-216	150	3
216-960	200	3
Above 960	500	3

Test Configuration

Below 30 MHz

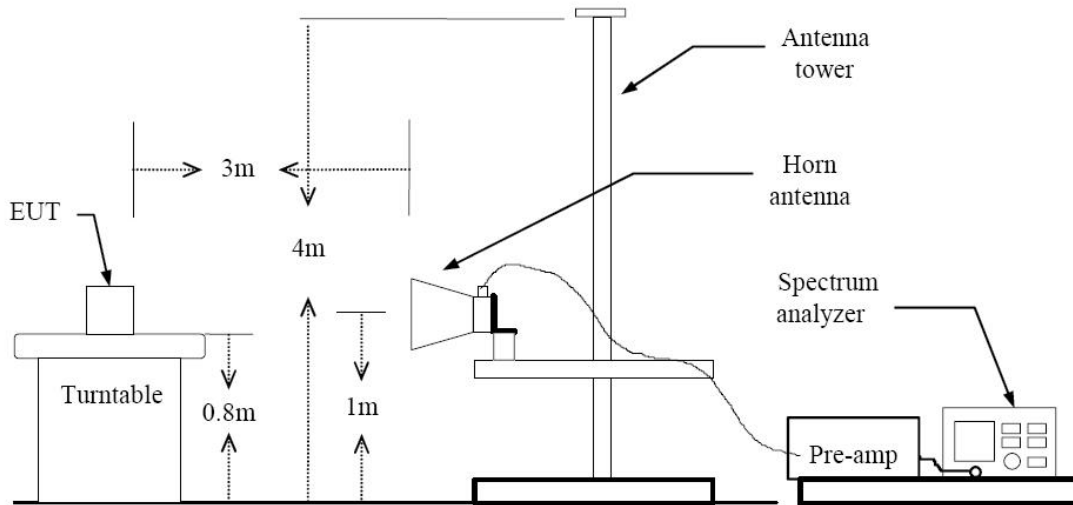


30 MHz - 1 GHz



FCC PT.15.247 TEST REPORT		FCC CERTIFICATION REPORT		www.hct.co.kr
Test Report No. HCTR1105FR16-1	Date of Issue: May 26, 2011	EUT Type: 850/1900 GSM/GPRS Phone with Bluetooth and EDGE Rx only	FCC ID: A3LGT3770	

Above 1 GHz



TEST PROCEDURE

1. The EUT is placed on a turntable, which is 0.8 m above ground plane.
2. The turntable shall be rotated for 360 degrees to determine the position of maximum emission level.
3. EUT is set 3 m away from the receiving antenna, which is varied from 1m to 4m to find out the highest emissions.
4. Maximum procedure was performed on the six highest emissions to ensure EUT compliance.
5. And also, each emission was to be maximized by changing the polarization of receiving antenna both horizontal and vertical.
6. Repeat above procedures until the measurements for all frequencies are complete.

FCC PT.15.247 TEST REPORT		FCC CERTIFICATION REPORT		www.hct.co.kr
Test Report No. HCTR1105FR16-1	Date of Issue: May 26, 2011	EUT Type: 850/1900 GSM/GPRS Phone with Bluetooth and EDGE Rx only	FCC ID: A3LGTS3770	

TEST RESULTS

9 kHz – 30MHz

Operation Mode: Normal Mode

Frequency	Reading	Ant. factor	Cable loss	Ant. POL	Total	Limit	Margin
MHz	dB μ V	dB /m	dB	(H/V)	dB μ V/m	dB μ V/m	dB
No Critical peaks found							

Notes:

1. Measuring frequencies from 9 kHz to the 30MHz.
2. The reading of emissions are attenuated more than 20 dB below the permissible limits or the field strength is too small to be measured.
3. Distance extrapolation factor = 40 log (specific distance / test distance) (dB)
4. Limit line = specific Limits (dBuV) + Distance extrapolation factor

TEST RESULTS

Below 1 GHz

Operation Mode: 802.11b Mode (Channel : 1 , Data rate : 11 Mbps)

Frequency MHz	Reading dBuV	Ant. Factor dB/m	Cable Loss dB	ANT POL (H/V)	Total dBuV/m	Limit dBuV/m	Margin dB
83.8	26.3	9.0	0.9	H	36.1	40.0	3.9
130.2	25.4	11.8	1.2	H	38.3	43.5	5.2
200.5	28.4	10.2	1.4	H	40.0	43.5	3.5
240.2	22.6	11.4	1.7	H	35.7	46.0	10.3
266.3	25.1	12.4	1.8	H	39.2	46.0	6.8
480.0	23.0	17.1	2.4	V	42.5	46.0	3.5

Notes:

1. Measuring frequencies from 30 MHz to the 1 GHz.
2. Radiated emissions measured in frequency range from 30 MHz to 1000 MHz were made with an instrument using Quasi peak detector mode.
3. We have done 802.11b Mode and 802.11g mode test. Worst case of EUT is 802.11b Mode.

Above 1 GHz

Operation Mode:	802.11 b
Transfer Rate:	1 Mbps
Operating Frequency	2412
Channel No.	01 Ch

Frequency [MHz]	Reading dBuV	AN.+CL-AMP G [dB]	ANT. POL [H/V]	Total [dBuV/m]	Limit [dBuV/m]	Margin [dB]	Detect
4824	51.57	-3.81	V	47.76	74	26.24	PK
4824	38.43	-3.81	V	34.62	54	19.38	AV
7236	51.76	5.17	V	56.93	74	17.07	PK
7236	38.11	5.17	V	43.28	54	10.72	AV
4824	51.13	-3.81	H	47.32	74	26.68	PK
4824	38.14	-3.81	H	34.33	54	19.67	AV
7236	53.12	5.17	H	58.29	74	15.71	PK
7236	39.43	5.17	H	44.60	54	9.40	AV

Notes:

1. Measuring frequencies from 1 GHz to the 10th harmonic of highest fundamental frequency.
2. Measurements above show only up to 6 maximum emissions noted, or would be lesser if no specific emissions from the EUT are recorded (ie: margin > 20 dB from the applicable limit) and considered that's already beyond the background noise floor.
3. Radiated emissions measured in frequency above 1000MHz were made with an instrument using Peak detector mode and average detector mode of the emission shown in Actual FS column.
4. Spectrum setting:
 - a. Peak Setting 1 GHz – 26 GHz, RBW = 1 MHz, VBW = 1 MHz.
 - b. AV Setting 1 GHz – 26 GHz, RBW = 1 MHz, VBW = 10 Hz.
5. We have done 802.11b and 802.11g test. Worst case of EUT is 1 Mbps in 802.11b.



Operation Mode: 802.11 b
 Transfer Rate: 1 Mbps
 Operating Frequency: 2437
 Channel No. 06 Ch

Frequency [MHz]	Reading dBuV	AN.+CL-AMP G [dB]	ANT. POL [H/V]	Total [dBuV/m]	Limit [dBuV/m]	Margin [dB]	Detect
4874	51.75	-3.72	V	48.03	74	25.97	PK
4874	38.73	-3.72	V	35.01	54	18.99	AV
7311	51.51	5.53	V	57.04	74	16.96	PK
7311	37.80	5.53	V	43.33	54	10.67	AV
4874	52.43	-3.72	H	48.71	74	25.29	PK
4874	40.02	-3.72	H	36.30	54	17.70	AV
7311	51.47	5.53	H	57.00	74	17.00	PK
7311	38.00	5.53	H	43.53	54	10.47	AV

Notes:

1. Measuring frequencies from 1 GHz to the 10th harmonic of highest fundamental frequency.
2. Measurements above show only up to 6 maximum emissions noted, or would be lesser if no specific emissions from the EUT are recorded (ie: margin > 20 dB from the applicable limit) and considered that's already beyond the background noise floor.
3. Radiated emissions measured in frequency above 1000 MHz were made with an instrument using Peak detector mode and average detector mode of the emission shown in Actual FS column.
4. Spectrum setting:
 - a. Peak Setting 1 GHz – 26 GHz, RBW = 1 MHz, VBW = 1 MHz.
 - b. AV Setting 1 GHz – 26 GHz, RBW = 1 MHz, VBW = 10 Hz.
5. We have done 802.11b and 802.11g test. Worst case of EUT is 1 Mbps in 802.11b.

FCC PT.15.247 TEST REPORT		FCC CERTIFICATION REPORT		www.hct.co.kr
Test Report No. HCTR1105FR16-1	Date of Issue: May 26, 2011	EUT Type: 850/1900 GSM/GPRS Phone with Bluetooth and EDGE Rx only		FCC ID: A3LGTS3770



Operation Mode: 802.11 b
 Transfer Rate: 1 Mbps
 Operating Frequency: 2462
 Channel No. 11 Ch

Frequency [MHz]	Reading dBuV	AN.+CL-AMP G [dB]	ANT. POL [H/V]	Total [dBuV/m]	Limit [dBuV/m]	Margin [dB]	Detect
4924	54.50	-3.58	V	50.92	74	23.08	PK
4924	44.51	-3.58	V	40.93	54	13.07	AV
7386	52.30	6.15	V	58.45	74	15.55	PK
7386	39.52	6.15	V	45.67	54	8.33	AV
4924	53.99	-3.58	H	50.41	74	23.59	PK
4924	43.57	-3.58	H	39.99	54	14.01	AV
7386	53.22	6.15	H	59.37	74	14.63	PK
7386	39.55	6.15	H	45.70	54	8.30	AV

Notes:

1. Measuring frequencies from 1 GHz to the 10th harmonic of highest fundamental frequency.
2. Measurements above show only up to 6 maximum emissions noted, or would be lesser if no specific emissions from the EUT are recorded (ie: margin > 20dB from the applicable limit) and considered that's already beyond the background noise floor.
3. Radiated emissions measured in frequency above 1000MHz were made with an instrument using Peak detector mode and average detector mode of the emission shown in Actual FS column.
4. Spectrum setting:
 - a. Peak Setting 1 GHz – 26 GHz, RBW = 1 MHz, VBW = 1 MH.
 - b. AV Setting 1 GHz – 26 GHz, RBW = 1 MHz, VBW = 10 Hz.
5. We have done 802.11b and 802.11g test. Worst case of EUT is 1 Mbps in 802.11b.

FCC PT.15.247 TEST REPORT		FCC CERTIFICATION REPORT		www.hct.co.kr
Test Report No. HCTR1105FR16-1	Date of Issue: May 26, 2011	EUT Type: 850/1900 GSM/GPRS Phone with Bluetooth and EDGE Rx only		FCC ID: A3LGTS3770

7.5.2 RADIATED RESTRICTED BAND EDGE MEASUREMENTS

Test Requirements and limit, §15.247(d) §15.205, §15.209

In any 100 kHz bandwidth outside the frequency band in which the spread spectrum is operating, the radio frequency power that is produced by the intentional radiator shall be at least 20 dB below that in the 100 kHz bandwidth within the band that contains the highest level of the desired power, based on either an RF conducted or a radiated measurement. Attenuation below the general limits specified in Section 15.209(a) is not required. In addition, radiated emissions which fall in the restricted bands, as defined in Section 15.205(a), must also comply with the radiated emission limits specified in section 15.209(a) (See section 15.205(c)).

Operation Mode:	802.11 g
Transfer Rate:	6 Mbps
Operating Frequency	2412 MHz, 2462 MHz
Channel No.	01 Ch, 11 Ch

Frequency [MHz]	*Fund. Reading [dBuV]	※ A.F.+CL [dB]	Ant. Pol. [H/V]	EUT Plane [x/ y]	*Fundamental [dBuV/m]	Delta Value [dBuV/m]	Total [dBuV/m]	Limit [dBuV/m]	Margin [dB]	Detect
2390.0	72.39	33.25	H	y	105.64	36.79	68.85	74	5.15	PK
2390.0	40.01	33.25	H	y	73.26	36.79	36.47	54	17.53	AV
2390.0	68.55	33.25	V	y	101.80	37.20	64.60	74	9.40	PK
2390.0	37.31	33.25	V	y	70.56	37.20	33.36	54	20.64	AV
2483.5	69.62	33.73	H	y	103.35	40.35	63.00	74	11.00	PK
2483.5	38.47	33.73	H	y	72.20	40.35	31.85	54	22.15	AV
2483.5	63.77	33.73	V	y	97.50	37.97	59.53	74	14.47	PK
2483.5	35.13	33.73	V	y	68.86	37.97	30.89	54	23.11	AV

Notes:

- Spectrum setting:
 - Peak Setting 1 GHz – 26 GHz, RBW = 1 MHz, VBW = 1 MHz.
 - AV Setting 1 GHz – 26 GHz, RBW = 1 MHz, VBW = 10 Hz.
- Radiated Restricted Band Edge measures by marker-delta method according to FCC guideline.
- We have done 802.11b and 802.11g test. Worst case of EUT is 6 Mbps in 802.11g.

FCC PT.15.247 TEST REPORT		FCC CERTIFICATION REPORT		www.hct.co.kr
Test Report No. HCTR1105FR16-1	Date of Issue: May 26, 2011	EUT Type: 850/1900 GSM/GPRS Phone with Bluetooth and EDGE Rx only		FCC ID: A3LGTS3770

7.6 POWERLINE CONDUCTED EMISSIONS

Test Requirements and limit, §15.207

For an intentional radiator which is designed to be connected to the public utility (AC) power line, the radio frequency voltage that is conducted back onto the AC power line on any frequency or frequencies within the band 150 kHz to 30 MHz shall not exceed 250 microvolts (The limit decreases linearly with the logarithm of the frequency in the range 0.15 MHz to 0.50 MHz). The limits at specific frequency range is listed as follows:

Frequency Range (MHz)	Limits (dB μ V)	
	Quasi-peak	Average
0.15 to 0.50	66 to 56	56 to 46
0.50 to 5	56	46
5 to 30	60	50

Compliance with this provision shall be based on the measurement of the radio frequency voltage between each power line (LINE and NEUTRAL) and ground at the power terminals.

Test Configuration

See test photographs attached in Appendix 1 for the actual connections between EUT and support equipment.

TEST PROCEDURE

1. The EUT is placed on a wooden table 80 cm above the reference groundplane.
2. The EUT is connected via LISN to a test power supply.
3. The measurement results are obtained as described below:
4. Detectors – Quasi Peak and Average Detector.

■ RESULT PLOTS

Conducted Emissions (Line 1)

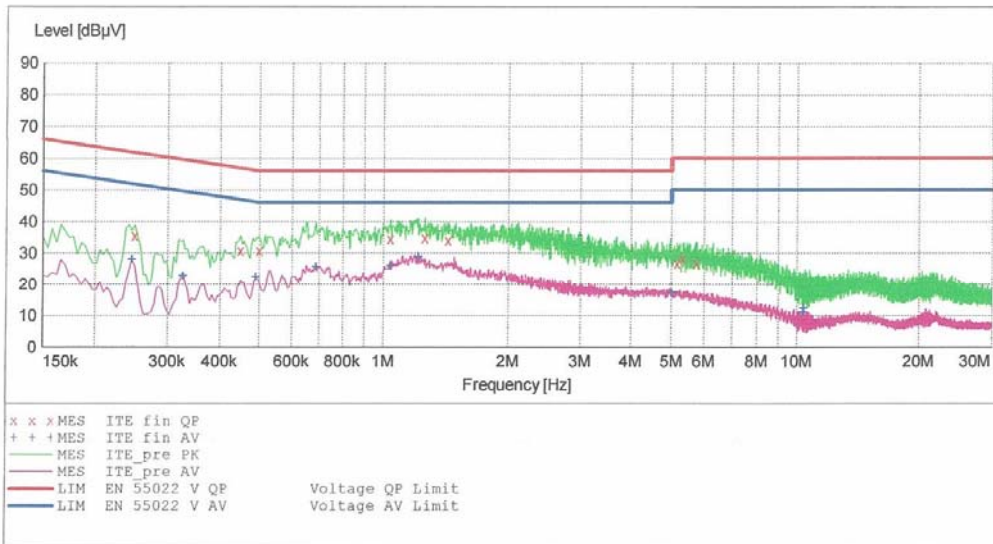
HCT

EMC

EUT: GT-S3770
 Manufacturer: SAMSUNG
 Operating Condition: WLAN MODE
 Test Site: SHIELD ROOM
 Operator: JS LEE
 Test Specification: CISPR22 CLASS B
 Comment: H

SCAN TABLE: "CISPR22 CLASS B(H)"

Start Frequency	Stop Frequency	Step Width	Detector	Meas. Time	IF Bandw.	Transducer
150.0 kHz	500.0 kHz	4.0 kHz	MaxPeak	10.0 ms	9 kHz	None
500.0 kHz	5.0 MHz	4.0 kHz	MaxPeak	10.0 ms	9 kHz	None
5.0 MHz	30.0 MHz	4.0 kHz	MaxPeak	10.0 ms	9 kHz	None
			Average			



MEASUREMENT RESULT: "ITE_fin QP"

5/23/2011 10:53AM

Frequency MHz	Level dBµV	Transd dB	Limit dBµV	Margin dB	Line	PE
0.250010	35.50	10.1	62	26.3	---	---
0.450010	30.90	10.1	57	26.0	---	---
0.500000	30.90	10.1	56	25.1	---	---
1.044000	34.50	10.1	56	21.5	---	---
1.260000	34.90	10.2	56	21.1	---	---
1.432000	34.00	10.2	56	22.0	---	---
5.176000	26.90	10.5	60	33.1	---	---
5.336000	28.50	10.6	60	31.5	---	---
5.764000	26.90	10.6	60	33.1	---	---

MEASUREMENT RESULT: "ITE_fin AV"

5/23/2011 10:53AM

Frequency MHz	Level dBμV	Transd dB	Limit dBμV	Margin dB	Line	PE
0.246010	27.90	10.1	52	24.0	---	---
0.326010	22.80	10.1	50	26.8	---	---
0.490010	22.40	10.1	46	23.8	---	---
0.688000	25.70	10.1	46	20.3	---	---
1.044000	25.80	10.1	46	20.2	---	---
1.216000	28.70	10.2	46	17.3	---	---
5.000000	17.20	10.5	46	28.8	---	---
10.352000	10.90	11.0	50	39.1	---	---
10.388000	12.30	11.0	50	37.7	---	---

FCC PT.15.247 TEST REPORT		FCC CERTIFICATION REPORT		www.hct.co.kr
Test Report No. HCTR1105FR16-1	Date of Issue: May 26, 2011	EUT Type: 850/1900 GSM/GPRS Phone with Bluetooth and EDGE Rx only		FCC ID: A3LGTS3770

Conducted Emissions (Line 2)

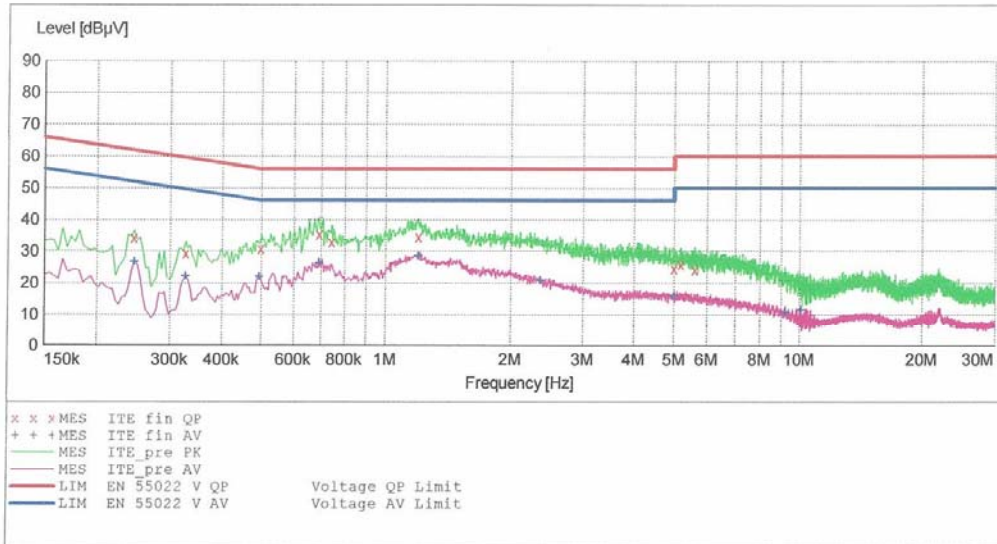
HCT

EMC

EUT: GT-S3770
 Manufacturer: SAMSUNG
 Operating Condition: WLAN MODE
 Test Site: SHIELD ROOM
 Operator: JS LEE
 Test Specification: CISPR22 CLASS B
 Comment: N

SCAN TABLE: "CISPR22 CLASS B(N)"

Short Description:			CISPR 22 CLASS B			
Start	Stop	Step	Detector	Meas. Time	IF Bandw.	Transducer
150.0 kHz	500.0 kHz	4.0 kHz	MaxPeak	10.0 ms	9 kHz	None
			Average			
500.0 kHz	5.0 MHz	4.0 kHz	MaxPeak	10.0 ms	9 kHz	None
			Average			
5.0 MHz	30.0 MHz	4.0 kHz	MaxPeak	10.0 ms	9 kHz	None
			Average			



MEASUREMENT RESULT: "ITE_fin QP"

5/23/2011 10:43AM

Frequency MHz	Level dBµV	Transd dB	Limit dBµV	Margin dB	Line	PE
0.246010	34.20	10.3	62	27.6	---	---
0.326010	29.30	10.3	60	30.3	---	---
0.498010	30.70	10.3	56	25.3	---	---
0.692000	35.40	10.4	56	20.6	---	---
0.744000	32.80	10.4	56	23.2	---	---
1.200000	34.60	10.4	56	21.4	---	---
5.000000	24.60	10.7	56	31.4	---	---
5.196000	25.80	10.7	60	34.2	---	---
5.612000	24.30	10.8	60	35.7	---	---

MEASUREMENT RESULT: "ITE_fin AV"

5/23/2011 10:43AM

Frequency MHz	Level dBμV	Transd dB	Limit dBμV	Margin dB	Line	PE
0.246010	26.80	10.3	52	25.0	---	---
0.326010	22.10	10.3	50	27.5	---	---
0.494010	21.90	10.3	46	24.2	---	---
0.692000	26.20	10.4	46	19.8	---	---
1.200000	28.50	10.4	46	17.5	---	---
2.364000	20.80	10.4	46	25.2	---	---
5.000000	15.80	10.7	46	30.2	---	---
9.240000	10.80	11.0	50	39.2	---	---
10.108000	11.50	11.0	50	38.5	---	---

FCC PT.15.247 TEST REPORT		FCC CERTIFICATION REPORT		www.hct.co.kr
Test Report No. HCTR1105FR16-1	Date of Issue: May 26, 2011	EUT Type: 850/1900 GSM/GPRS Phone with Bluetooth and EDGE Rx only		FCC ID: A3LGTS3770

8. LIST OF TEST EQUIPMENT

Manufacturer	Model / Equipment	Calibration Interval	Calibration Due	Serial No.
Rohde & Schwarz	ESH2-Z5/ LISN	Annual	02/01/2012	861741/013
Schwarzbeck	VULB 9168/ TRILOG Antenna	Biennial	02/09/2013	9168-200
HD	MA240/ Antenna Position Tower	N/A	N/A	556
EMCO	1050/ Turn Table	N/A	N/A	114
HD GmbH	HD 100/ Controller	N/A	N/A	13
HD GmbH	KMS 560/ SlideBar	N/A	N/A	12
Rohde & Schwarz	ESH3-Z2/ PULSE LIMITER	Annual	10/25/2011	375.8810.352
Rohde & Schwarz	SCU-18/ Signal Conditioning Unit	Annual	09/29/2011	10094
Schwarzbeck	BBHA 9120D/ Horn Antenna	Biennial	09/23/2011	296
Rohde & Schwarz	FSP30 / Spectrum Analyzer	Annual	03/23/2012	839117/011
Agilent	E4440A / Spectrum Analyzer	Annual	05/02/2012	US45303008
Agilent	E4416A /Power Meter	Annual	01/04/2012	GB41291412
Agilent	E9327A /POWER SENSOR	Annual	05/02/2012	MY4442009
Wainwright Instrument	WHF3.3/18G-10EF / High Pass Filter	Annual	05/02/2012	1
Wainwright Instrument	WRCJ2400/2483.5-2370/2520-60/14SS / Band Reject Filter	Annual	05/02/2012	1
Hewlett Packard	11636B/Power Divider	Annual	12/29/2011	11377
Hewlett Packard	11667B / Power Splitter	Annual	11/08/2011	10126
DIGITAL	EP-3010 /DC POWER SUPPLY	Annual	01/04/2012	3110117
ITECH	IT6720 / DC POWER SUPPLY	Annual	12/01/2011	010002156287001199
TESCOM	TC-3000A / BLUETOOTH TESTER	Annual	01/10/2012	3000A490112
Rohde & Schwarz	CBT / BLUETOOTH TESTER	Annual	05/02/2012	100422
EMCO	6502.LOOP ANTENNA	Biennial	01/13/2012	9009-2536