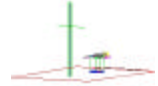




PCTEST ENGINEERING LABORATORY, INC.

6660-B Dobbin Road, Columbia, MD 21045 USA
Tel. 410.290.6652 / Fax 410.290.6554
<http://www.pctestlab.com>



MEASUREMENT REPORT FCC PART 15.407 / IC RSS-210

Company Name:

Samsung Electronics, Co. Ltd.
18600 Broadwick St.
Rancho Dominguez, CA 90220
United States

Date of Testing:

April 22-23, 2011

Test Site/Location:

PCTEST Lab. Columbia, MD, USA

Test Report Serial No.:

0Y1104120705.A3L

FCC ID: A3LGTP7500

COMPANY: Samsung Electronics, Co. Ltd.

Model(s): GT-P7500

EUT Type: 850/1900 GPRS/EDGE/WCDMA/HSPA Tablet w/ WLAN and BT

Type of Device: Client Only Device, No Radar Detection Capability

Frequency Range: 5260 – 5320 MHz (UNII-II Band)
5500 – 5700 MHz (UNII-III Band)

Output Power: 17.58 mW (12.45 dBm) Conducted (802.11a UNII Band II)
20.42 mW (13.10 dBm) Conducted (802.11a UNII Band III)


FCC Classification: Unlicensed National Information Infrastructure (UNII)

FCC Rule Part(s): Part 15.407(UNII)

This equipment has been shown to be capable of compliance with the applicable technical standards as indicated in the measurement report and was tested in accordance with the measurement procedures specified in ANSI C63.4-2003 and FCC 06-96 Appendix B Compliance Measurement Procedures for Unlicensed-National Information Infrastructure Devices Operating in the 5.25 – 5.35 GHz and 5.47 – 5.725 GHz Bands Incorporating Dynamic Frequency Selection. Test results reported herein relate only to the item(s) tested.

I attest to the accuracy of data. All measurements reported herein were performed by me or were made under my supervision and are correct to the best of my knowledge and belief. I assume full responsibility for the completeness of these measurements and vouch for the qualifications of all persons taking them.

PCTEST certifies that no party to this application has been subject to a denial of Federal benefits that includes FCC benefits pursuant to Section 5301 of the Anti-Drug Abuse Act of 1988, 21 U.S.C. 862.




Randy Ortanez
President




FCC ID: A3LGTP7500		FCC Pt. 15.407 DFS TEST REPORT (CERTIFICATION)		Reviewed by: Quality Manager
Test Report S/N: 0Y1104120705.A3L	Test Dates: April 22-23, 2011	EUT Type: 850/1900 GPRS/EDGE/WCDMA/HSPA Tablet w/ WLAN and BT		Page 1 of 22

TABLE OF CONTENTS

FCC PART 15.407 MEASUREMENT REPORT.....	3
1.0 INTRODUCTION	4
1.1 SCOPE	4
1.2 EVALUATION PROCEDURE	4
1.3 SUMMARY OF TEST RESULTS	4
2.0 PRODUCT INFORMATION.....	5
2.1 EQUIPMENT DESCRIPTION	5
2.2 MODIFICATIONS.....	5
3.0 DESCRIPTION OF DYNAMIC FREQUENCY SELECTION TEST.....	6
3.1 APPLICABILITY	6
3.2 REQUIREMENTS	6
3.3 DFS DETECTION THRESHOLD VALUES	8
3.4 PARAMETERS OF DFS TEST SIGNALS	8
3.5 PROCEDURE.....	9
4.0 TEST EQUIPMENT	11
4.1 ADDITIONAL EQUIPMENT	11
5.0 TEST PLOTS AND DATA UNII - II BAND.....	12
6.0 TEST PLOTS AND DATA UNII – III BAND.....	17
7.0 CONCLUSION	22

FCC ID: A3LGTP7500		FCC Pt. 15.407 DFS TEST REPORT (CERTIFICATION)		Reviewed by: Quality Manager
Test Report S/N: 0Y1104120705.A3L	Test Dates: April 22-23, 2011	EUT Type: 850/1900 GPRS/EDGE/WCDMA/HSPA Tablet w/ WLAN and BT	Page 2 of 22	



DFS MEASUREMENT REPORT

FCC Part 15.407



§ 2.1033 General Information


APPLICANT: Samsung Electronics, Co. Ltd.
APPLICANT ADDRESS: 18600 Broadwick St.
 Rancho Dominguez, CA 90220, United States
TEST SITE: PCTEST ENGINEERING LABORATORY, INC.
TEST SITE ADDRESS: 6660-B Dobbin Road, Columbia, MD 21045 USA
FCC RULE PART(S): Part 15.407(h)
BASE MODEL : GT-P7500
FCC ID: A3LGTP7500
Test Device Serial No.: N/A ☐ Production ☒ Pre-Production ☐ Engineering
DEVICE CLASSIFICATION: Client Only, No Radar Detection
DATE(S) OF TEST: April 22-23, 2011
TEST REPORT S/N: 0Y1104120705.A3L



Test Facility / Accreditations

Measurements were performed at PCTEST Engineering Lab located in Columbia, MD 21045, U.S.A.



- PCTEST facility is an FCC registered (PCTEST Reg. No. 90864) test facility with the site description report on file and has met all the requirements specified in Section 2.948 of the FCC Rules and Industry Canada (IC-2451).
- PCTEST Lab is accredited to ISO 17025 by U.S. National Institute of Standards and Technology (NIST) under the National Voluntary Laboratory Accreditation Program (NVLAP Lab code: 100431-0) in EMC, FCC and Telecommunications.
- PCTEST Lab is accredited to ISO 17025-2005 by the American Association for Laboratory Accreditation (A2LA) in Specific Absorption Rate (SAR) testing, Hearing Aid Compatibility (HAC) testing, CTIA Test Plans, and wireless testing for FCC and Industry Canada Rules.
- PCTEST Lab is a recognized U.S. Conformity Assessment Body (CAB) in EMC and R&TTE (n.b. 0982) under the U.S.-EU Mutual Recognition Agreement (MRA).
- PCTEST TCB is a Telecommunication Certification Body (TCB) accredited to ISO/IEC Guide 65 by the American National Standards Institute (ANSI) in all scopes of FCC Rules and Industry Canada Standards (RSS).
- PCTEST facility is an IC registered (IC-2451) test laboratory with the site description on file at Industry Canada.
- PCTEST is a CTIA Authorized Test Laboratory (CATL) for AMPS, CDMA, and EvDO wireless devices and for Over-the-Air (OTA) Antenna Performance testing for AMPS, CDMA, GSM, GPRS, EGPRS, UMTS (W-CDMA), CDMA 1xEVDO, and CDMA 1xRTT.



FCC ID: A3LGTP7500		FCC Pt. 15.407 DFS TEST REPORT (CERTIFICATION)		Reviewed by: Quality Manager
Test Report S/N: 0Y1104120705.A3L	Test Dates: April 22-23, 2011	EUT Type: 850/1900 GPRS/EDGE/WCDMA/HSMA Tablet w/ WLAN and BT		Page 3 of 22

1.0 INTRODUCTION

1.1 Scope

This report has been prepared to demonstrate compliance with the requirements for Dynamic Frequency Selection (DFS) as stated in FCC 06-96. Testing was performed on the Samsung Electronics, Co. Ltd. GT-P7500 in accordance with the measurement procedure described in Appendix B of FCC 06-96. As of July 20, 2007 all devices operating in the 5250 – 5350 MHz and/or the 5470 – 5725 MHz bands must comply with the DFS requirements. As the EUT does not have radar detection capability it was evaluated as a Client Only Device.

All test results reported herein are applicable to the sample selected for testing. The unit used for testing was supplied by Samsung Electronics, Co. Ltd..

1.2 Evaluation Procedure



A radiated test methodology was used for the DFS evaluation procedure of the **850/1900 GPRS/EDGE/WCDMA/HSPA Tablet w/ WLAN and BT**. No deviations to the test procedure and test methods occurred during the evaluation of the EUT.

1.3 Summary of Test Results

The **850/1900 GPRS/EDGE/WCDMA/HSPA Tablet w/ WLAN and BT** was found to be compliant with the requirements for DFS as required for a Client Device per Part 15.407(h) and FCC 06-96. The following table lists the measured parameters. The actual data and plots can be found in Section 5 and 6 of this report.

	Parameter	Measured	Limit	Result
5260 – 5320 MHz UNII – II Band	Channel Move Time	530.00 ms	10 seconds	Pass
	Channel Closing Transmission Time	< 200ms + 866.56 μ s (aggregate)	200ms + aggregate of 60ms over remaining 10 second period	Pass
	Non-occupancy Period	Monitored > 30 minutes (No transmission occurred)	30 minutes	Pass
5470 – 5725 MHz UNII – III Band	Channel Move Time	626.73 ms	10 seconds	Pass
	Channel Closing Transmission Time	< 200ms + 1114.20 μ s (aggregate)	200ms + aggregate of 60ms over remaining 10 second period	Pass
	Non-occupancy Period	Monitored > 30 minutes (No transmission occurred)	30 minutes	Pass

Table 1-1. DFS Test Results Summary

FCC ID: A3LGT7500		FCC Pt. 15.407 DFS TEST REPORT (CERTIFICATION)		Reviewed by: Quality Manager
Test Report S/N: 0Y1104120705.A3L	Test Dates: April 22-23, 2011	EUT Type: 850/1900 GPRS/EDGE/WCDMA/HSPA Tablet w/ WLAN and BT	Page 4 of 22	

2.0 PRODUCT INFORMATION

2.1 Equipment Description

The Equipment Under Test (EUT) is the **Samsung 850/1900 GPRS/EDGE/WCDMA/HSPA Tablet w/ WLAN and BT FCC ID: A3LGTP7500**. Table 2-1 lists the manufacturer and model number of the WLAN card contained in the EUT.

Manufacturer	Model	Description
Broadcom	BCM4330	2.4 GHz and 5 GHz 802.11a/b/g/n wireless transceiver

Table 2-1. EUT WLAN Chipset Description



Mode of Operation:

Master Device	<input type="checkbox"/>
Client Device (No radar detection)	<input checked="" type="checkbox"/>
Client Device with Radar Detection	<input type="checkbox"/>

Parameters of EUT:	
Frequency	5260 – 5320 MHz 5500 – 5700 MHz
Output Power:	17.58 mW (12.45 dBm) Conducted (802.11a UNII Band II) 20.42 mW (13.10 dBm) Conducted (802.11a UNII Band III)
Modulation:	OFDM
Channel Bandwidth:	20 MHz

2.2 Modifications

No modifications to the EUT were required in order to comply with the DFS specifications.

FCC ID: A3LGTP7500		FCC Pt. 15.407 DFS TEST REPORT (CERTIFICATION)		Reviewed by: Quality Manager
Test Report S/N: 0Y1104120705.A3L	Test Dates: April 22-23, 2011	EUT Type: 850/1900 GPRS/EDGE/WCDMA/HSPA Tablet w/ WLAN and BT	Page 5 of 22	

3.0 DESCRIPTION OF DYNAMIC FREQUENCY SELECTION TEST

3.1 Applicability

The following table from FCC 06-96 lists the applicable requirements for the DFS testing. The device evaluated in this report is considered a client device without radar detection capability.

Requirement	Operational Mode		
	Master	Client Without Radar Detection	Client With Radar Detection
Non-Occupancy Period	Yes	Not required	Yes
DFS Detection Threshold	Yes	Not required	Yes
Channel Availability Check Time	Yes	Not required	Not required
Uniform Spreading	Yes	Not required	Not required
U-NII Detection Bandwidth	Yes	Not required	Yes

Table 3-1. DFS Applicability



Requirement	Operational Mode		
	Master	Client Without Radar Detection	Client With Radar Detection
DFS Detection Threshold	Yes	Not required	Yes
Channel Closing Transmission Time	Yes	Yes	Yes
Channel Move Time	Yes	Yes	Yes
U-NII Detection Bandwidth	Yes	Not required	Yes
Client Beacon Test	N/A	Yes	Yes

Table 3-2. DFS Applicability During Normal Operation

3.2 Requirements

Per FCC 06-96 the following are the requirements for Client Devices:

- A Client Device will not transmit before having received appropriate control signals from a Master Device.
- A Client Device will stop all its transmissions whenever instructed by a Master Device to which it is associated and will meet the Channel Move Time and Channel Closing Transmission Time requirements.

FCC ID: A3LGRP7500		FCC Pt. 15.407 DFS TEST REPORT (CERTIFICATION)		Reviewed by: Quality Manager
Test Report S/N: 0Y1104120705.A3L	Test Dates: April 22-23, 2011	EUT Type: 850/1900 GPRS/EDGE/WCDMA/HSPA Tablet w/ WLAN and BT	Page 6 of 22	



The Client Device will not resume any transmissions until it has again received control signals from a Master Device.

- c) If a Client Device is performing In-Service Monitoring and detects a Radar Waveform above the DFS Detection Threshold, it will inform the Master Device. This is equivalent to the Master Device detecting the Radar Waveform and d) through f) of section 5.1.1 apply.
- d) Irrespective of Client Device or Master Device detection the Channel Move Time and Channel Closing Transmission Time requirements remain the same.

Channel Move Time and Channel Closing Transmission Time requirements are listed in the following table.

Parameter	Value
Non-occupancy period	Minimum 30 minutes
Channel Availability Check Time	60 seconds
Channel Move Time	10 seconds See Note 1.
Channel Closing Transmission Time	200 milliseconds + an aggregate of 60 milliseconds over remaining 10 second period. See Notes 1 and 2.
U-NII Detection Bandwidth	Minimum 80% of the U-NII 99% transmission power bandwidth. See Note 3.
<p>Note 1: The instant that the Channel Move Time and the Channel Closing Transmission Time begins is as follows:</p> <ul style="list-style-type: none"> • For the Short Pulse Radar Test Signals this instant is the end of the Burst. • For the Frequency Hopping radar Test Signal, this instant is the end of the last radar Burst generated. • For the Long Pulse Radar Test Signal this instant is the end of the 12 second period defining the Radar Waveform. <p>Note 2: The Channel Closing Transmission Time is comprised of 200 milliseconds starting at the beginning of the Channel Move Time plus any additional intermittent control signals required to facilitate a Channel move (an aggregate of 60 milliseconds) during the remainder of the 10 second period. The aggregate duration of control signals will not count quiet periods in between transmissions.</p> <p>Note 3: During the U-NII Detection Bandwidth detection test, radar type 1 is used and for each frequency step the minimum percentage of detection is 90 percent. Measurements are performed with no data traffic.</p>	

Table 3-3: DFS Response Requirements

FCC ID: A3LGT7500		FCC Pt. 15.407 DFS TEST REPORT (CERTIFICATION)		Reviewed by: Quality Manager
Test Report S/N: 0Y1104120705.A3L	Test Dates: April 22-23, 2011	EUT Type: 850/1900 GPRS/EDGE/WCDMA/HSPA Tablet w/ WLAN and BT	Page 7 of 22	

3.3 DFS Detection Threshold Values

The DFS detection thresholds are defined for Master devices and Client Devices with In-service monitoring. These detection thresholds are listed in the following table.

Maximum Transmit Power	Value (See Notes 1 and 2)
= 200 milliwatt	-64 dBm
< 200 milliwatt	-62 dBm
<p>Note 1: This is the level at the input of the receiver assuming a 0 dBi receive antenna.</p> <p>Note 2: Throughout these test procedures an additional 1 dB has been added to the amplitude of the test transmission waveforms to account for variations in measurement equipment. This will ensure that the test signal is at or above the detection threshold level to trigger a DFS response.</p>	

Table 3-4: Detection Thresholds for Master Devices and Client Devices with Radar Detection

3.4 Parameters of DFS Test Signals



As the EUT is a Client Device with no Radar Detection only one type radar pulse is required for the testing. Radar Pulse type 1 was used in the evaluation of the Client device for the purpose of measuring the Channel Move Time and the Channel Closing Transmission Time. Table 3-5 lists the parameters for the Short Pulse Radar Waveforms. A plot of the Radar Pulse Type 1 used for testing is included in Section 5.0 of this report.

Radar Type	Pulse Width (μsec)	PRI (μsec)	Number of Pulses	Minimum Percentage of Successful Detection	Minimum Number of Trials
1	1	1428	18	60%	30
2	1-5	150-230	23-29	60%	30
3	6-10	200-500	16-18	60%	30
4	11-20	200-500	12-16	60%	30
Aggregate (Radar Types 1-4)				80%	120

Table 3-5: Parameters for Short Pulse Radar Waveforms

Radar Type	Pulse Width (μsec)	Chirp Width (MHz)	PRI (μsec)	Number of Pulses per Burst	Number of Bursts	Minimum Percentage of Successful Detection	Minimum Number of Trials
5	50 - 100	5 - 20	5 - 20	1 - 3	8 - 20	60%	30

Table 3-6. Parameters for Long Pulse Radar Waveforms

FCC ID: A3LGT7500		FCC Pt. 15.407 DFS TEST REPORT (CERTIFICATION)		Reviewed by: Quality Manager
Test Report S/N: 0Y1104120705.A3L	Test Dates: April 22-23, 2011	EUT Type: 850/1900 GPRS/EDGE/WCDMA/HSPA Tablet w/ WLAN and BT	Page 8 of 22	

Radar Type	Pulse Width (μsec)	PRI (μsec)	Pulses per Hop	Hopping Rate (kHz)	Hopping Sequence Length (msec)	Minimum Percentage of Successful Detection	Minimum Number of Trials
6	1	333	9	0.333	300	70%	30

Table 3-7. Parameters for Frequency Hopping Radar Waveforms

3.5 Procedure

The FCC 06-96 describes a radiated test setup and a conducted test setup. A radiated test setup was used for this testing. Figure 3-1 shows the typical test setup. One channel selected between 5260 and 5350 MHz is chosen for the testing.

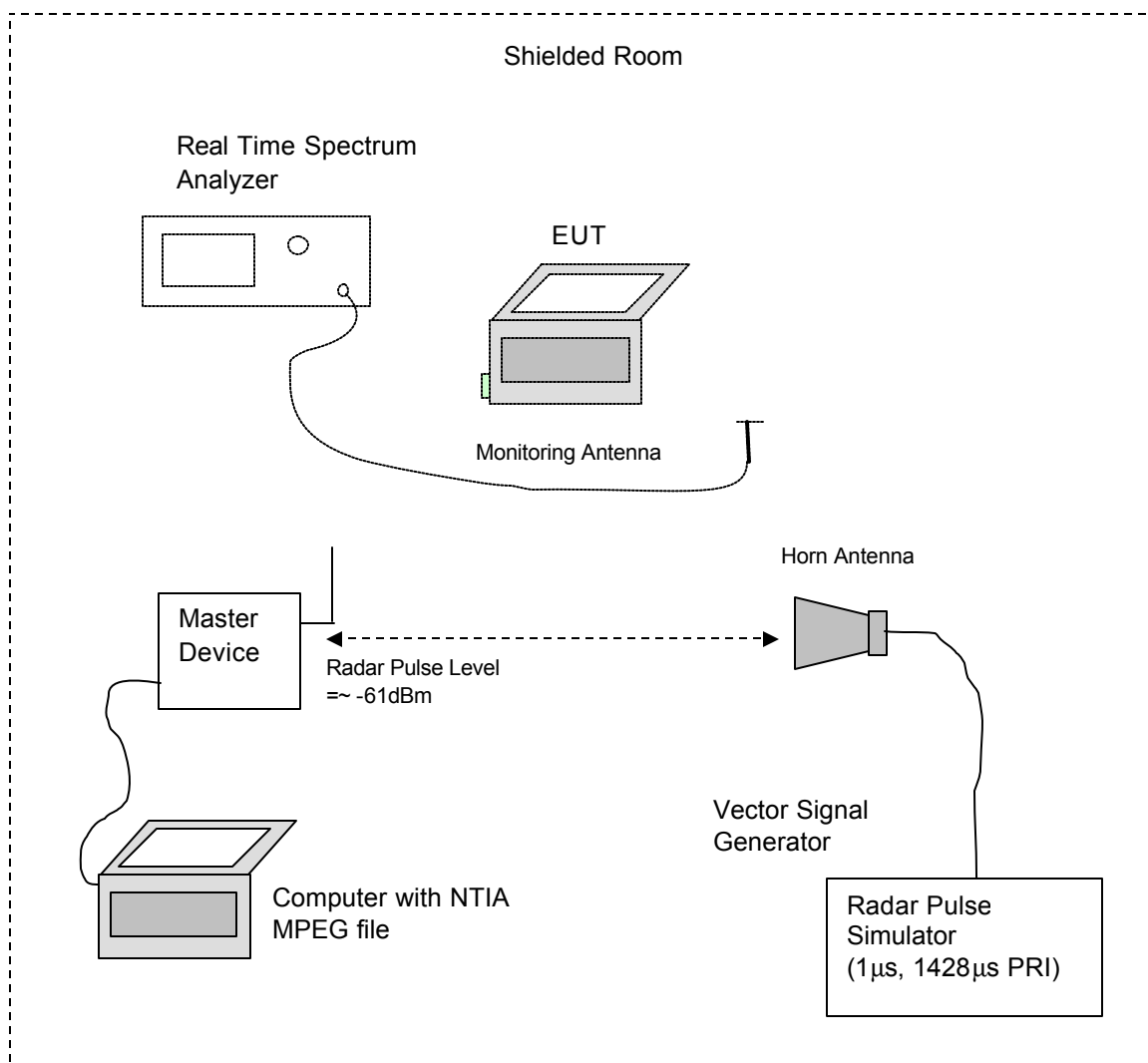




Figure 3-1. Radiated Test Setup for DFS

FCC ID: A3LGTP7500	PCTEST ENGINEERING LABORATORY, INC.	FCC Pt. 15.407 DFS TEST REPORT (CERTIFICATION)	SAMSUNG	Reviewed by: Quality Manager
Test Report S/N: 0Y1104120705.A3L	Test Dates: April 22-23, 2011	EUT Type: 850/1900 GPRS/EDGE/WCDMA/HSPA Tablet w/ WLAN and BT		Page 9 of 22

1. The radar pulse generator is setup to provide a pulse at the frequency that the Master and Client are operating. A Type 1 radar pulse with a 1 μ s pulse width and a 1428 μ s PRI is used for the testing.
2. The vector signal generator is adjusted to provide the radar burst (18 pulses) at a level of approximately -62dBm at the antenna of the Master device.
3. A trigger is provided from the pulse generator to the DFS monitoring system in order to capture the traffic and the occurrence of the radar pulse.
4. The Client Device (EUT) is set up per the diagram in Figure 3-1 and communications between the Master device and the Client is established.
5. The MPEG file specified by the FCC ("*6 ½ Magic Hours*") is streamed from the "file computer" through the Master to the Slave Device and played in full motion video using Media Player Classic Ver. 6.4.8.6 in order to properly load the network.
6. The real time spectrum analyzer is set to record a 16sec window to any transmissions occurring up to and after 10sec.
7. The system is again setup and the monitoring time is shortened in order to capture the Channel Closing Transmission Time. This time is measured to insure that the Client ceases transmission within 200ms and the aggregate of emissions occurring after 200ms up to 10 sec do not exceed 60ms.

(Note: the channel may be different since the Master and Client have changed channels due to the detection of the initial radar pulse.)

8. After the initial radar burst the channel is monitored for 30 minutes to insure no transmissions or beacons occur. A second monitoring setup is used to verify that the Master and Client have both moved to different channels.

FCC ID: A3LGRP7500		FCC Pt. 15.407 DFS TEST REPORT (CERTIFICATION)		Reviewed by: Quality Manager
Test Report S/N: 0Y1104120705.A3L	Test Dates: April 22-23, 2011	EUT Type: 850/1900 GPRS/EDGE/WCDMA/HSPA Tablet w/ WLAN and BT	Page 10 of 22	

4.0 TEST EQUIPMENT

Test Equipment Calibration is traceable to the National Institute of Standards and Technology (NIST).

Manufacturer	Model	Description	Cal Date	Cal Interval	Cal Due	Serial Number
Agilent	E4448A	PSA (3Hz-50GHz) Spectrum Analyzer	10/11/2010	Annual	10/11/2011	US42510244
Agilent	E8267C	Vector Signal Generator	10/11/2010	Annual	10/11/2011	US42340152
Emco	3115	Horn Antenna (1-18GHz)	10/14/2009	Biennial	10/14/2011	9704-5182
Emco	3115	Horn Antenna (1-18GHz)	4/8/2010	Biennial	4/8/2012	9205-3874
Tektronix	RSA-6114A	Real Time Spectrum Analyzer	3/30/2011	Annual	3/30/2012	B010177



Table 4-1. Annual Test Equipment Calibration Schedule

4.1 Additional Equipment

The following equipment was used in support of the DFS testing.

Device	Manufacturer	Model/Description	Description	S/N:	FCC ID:
Master	Cisco Systems	Aironet AIR-AP1242AG-A-K9	Access Point	FTX1114B151	LDK102056

Table 4-2. Support Equipment

FCC ID: A3LGT7500		FCC Pt. 15.407 DFS TEST REPORT (CERTIFICATION)		Reviewed by: Quality Manager
Test Report S/N: 0Y1104120705.A3L	Test Dates: April 22-23, 2011	EUT Type: 850/1900 GPRS/EDGE/WCDMA/HSPA Tablet w/ WLAN and BT		Page 11 of 22

5.0 TEST PLOTS AND DATA UNII - II BAND

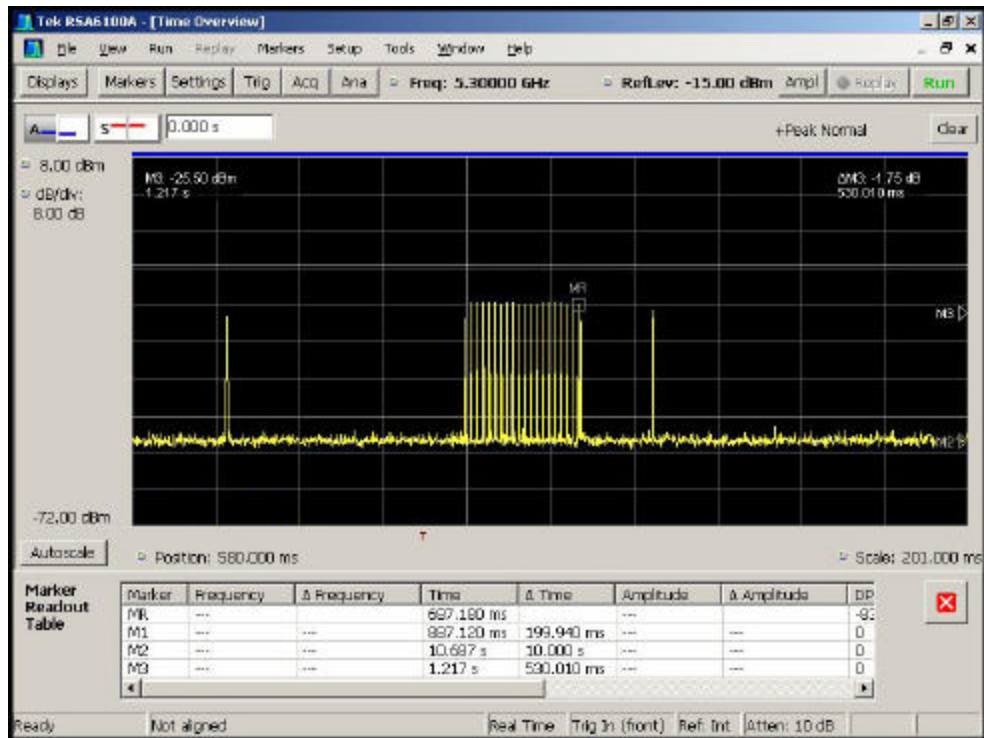


Figure 5-1. Type 1 Radar Pulse

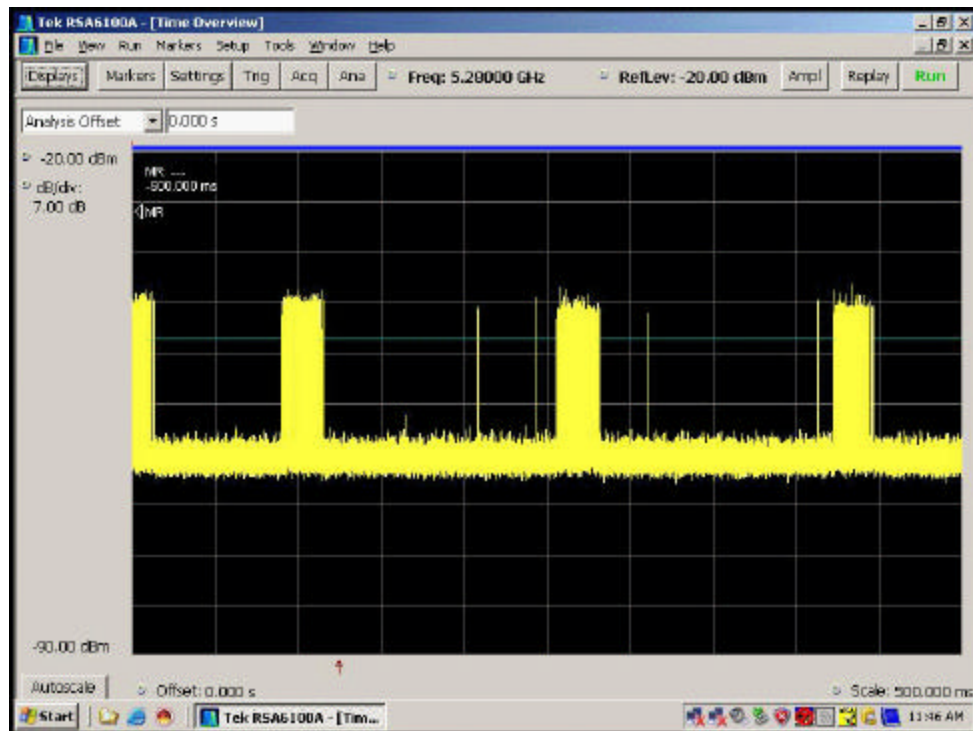


Figure 5-2. Time Display WLAN Channel Traffic (Streaming Video)

FCC ID: A3LGTPT7500	PCTEST ENGINEERING LABORATORY, INC.	FCC Pt. 15.407 DFS TEST REPORT (CERTIFICATION)	SAMSUNG	Reviewed by: Quality Manager
Test Report S/N: 0Y1104120705.A3L	Test Dates: April 22-23, 2011	EUT Type: 850/1900 GPRS/EDGE/WCDMA/HS-PA Tablet w/ WLAN and BT		Page 12 of 22

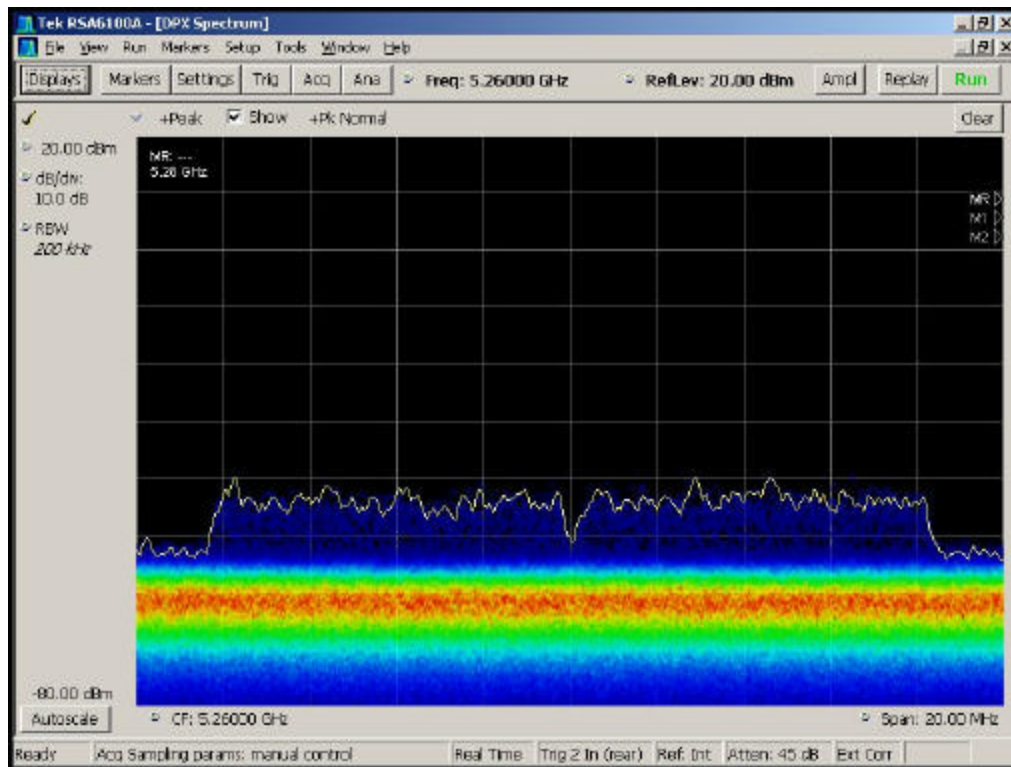


Figure 5-3. Real-Time Spectrum Display, No WLAN Traffic

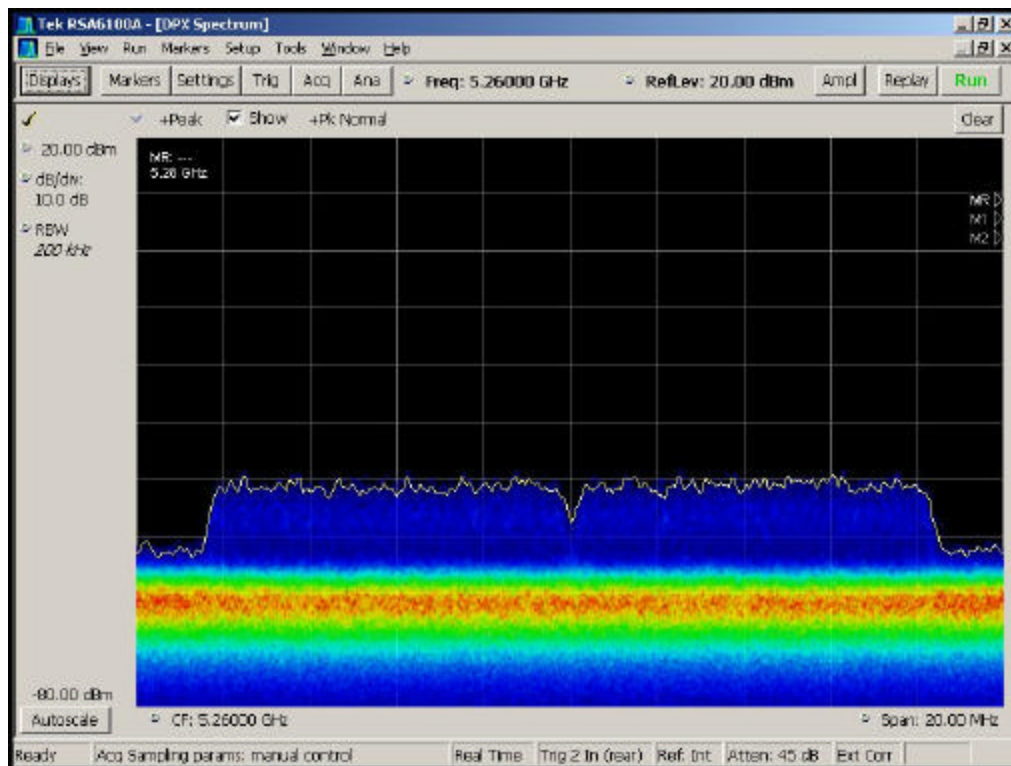


Figure 5-4. Real-Time Spectrum Display, WLAN Traffic (Streaming Video)

FCC ID: A3LGRP7500	PCTEST ENGINEERING LABORATORY, INC.	FCC Pt. 15.407 DFS TEST REPORT (CERTIFICATION)	SAMSUNG	Reviewed by: Quality Manager
Test Report S/N: 0Y1104120705.A3L	Test Dates: April 22-23, 2011	EUT Type: 850/1900 GPRS/EDGE/WCDMA/HS-PA Tablet w/ WLAN and BT		Page 13 of 22

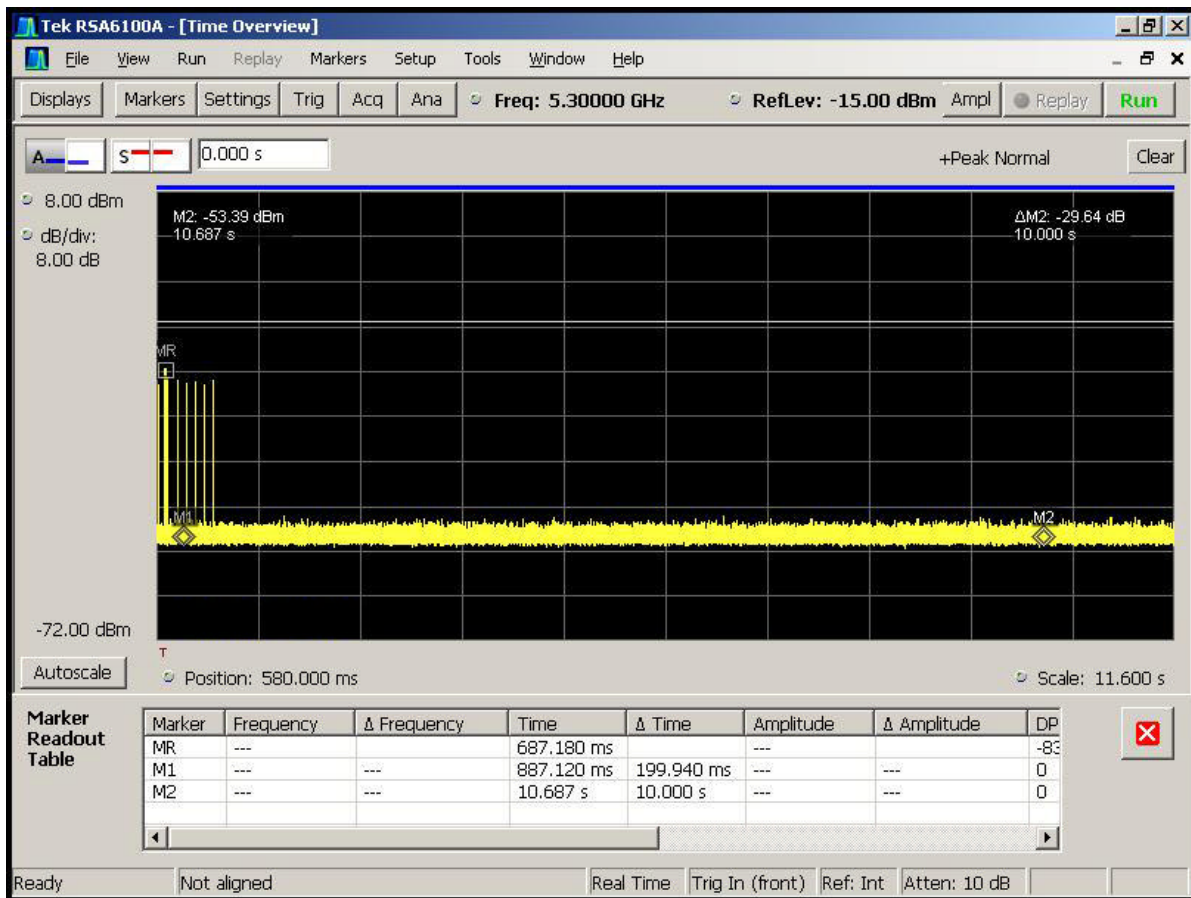




Figure 5-5. Channel Move Time (< 10sec)

Marker Descriptions:

MR = End of Radar Burst

M1 = 200ms from end of Radar Burst

M2 = 10sec from end of Burst

FCC ID: A3LGRP7500		FCC Pt. 15.407 DFS TEST REPORT (CERTIFICATION)		Reviewed by: Quality Manager
Test Report S/N: 0Y1104120705.A3L	Test Dates: April 22-23, 2011	EUT Type: 850/1900 GPRS/EDGE/WCDMA/HSPA Tablet w/ WLAN and BT		Page 14 of 22

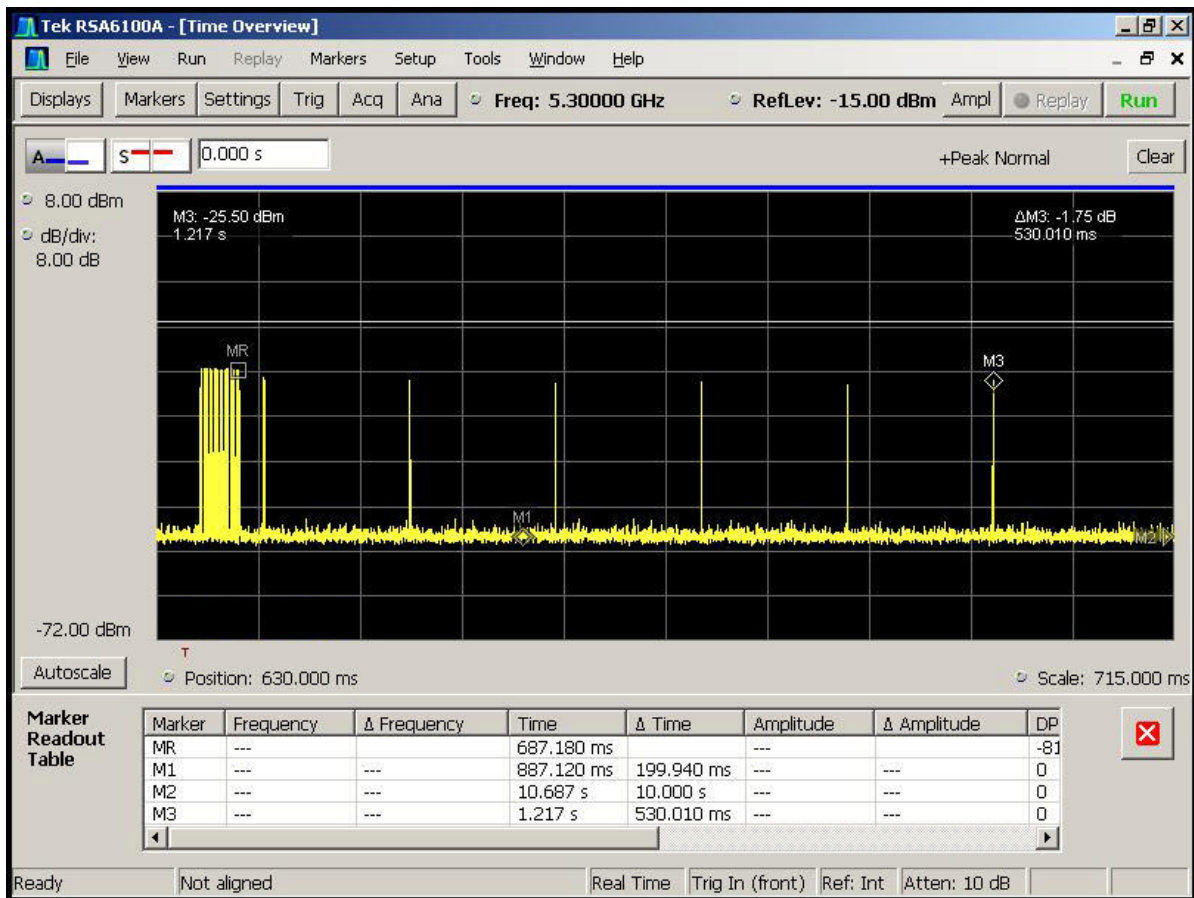


Figure 5-6. Channel Closing Transmission Time, Aggregate Time After 200ms

Calculation of Aggregate Time:



Pulse width = 216.64 μ s (Reference Figure 5-7)

Number of pulses occurring after 200ms from end of burst = 4

Aggregate time from 200ms to 10sec after burst = 4 x 216.64 μ s = 866.56 μ s

Aggregate Time: 866.56 ms

Limit: 60ms

FCC ID: A3LGRP7500		FCC Pt. 15.407 DFS TEST REPORT (CERTIFICATION)		Reviewed by: Quality Manager
Test Report S/N: 0Y1104120705.A3L	Test Dates: April 22-23, 2011	EUT Type: 850/1900 GPRS/EDGE/WCDMA/HSPA Tablet w/ WLAN and BT		Page 15 of 22

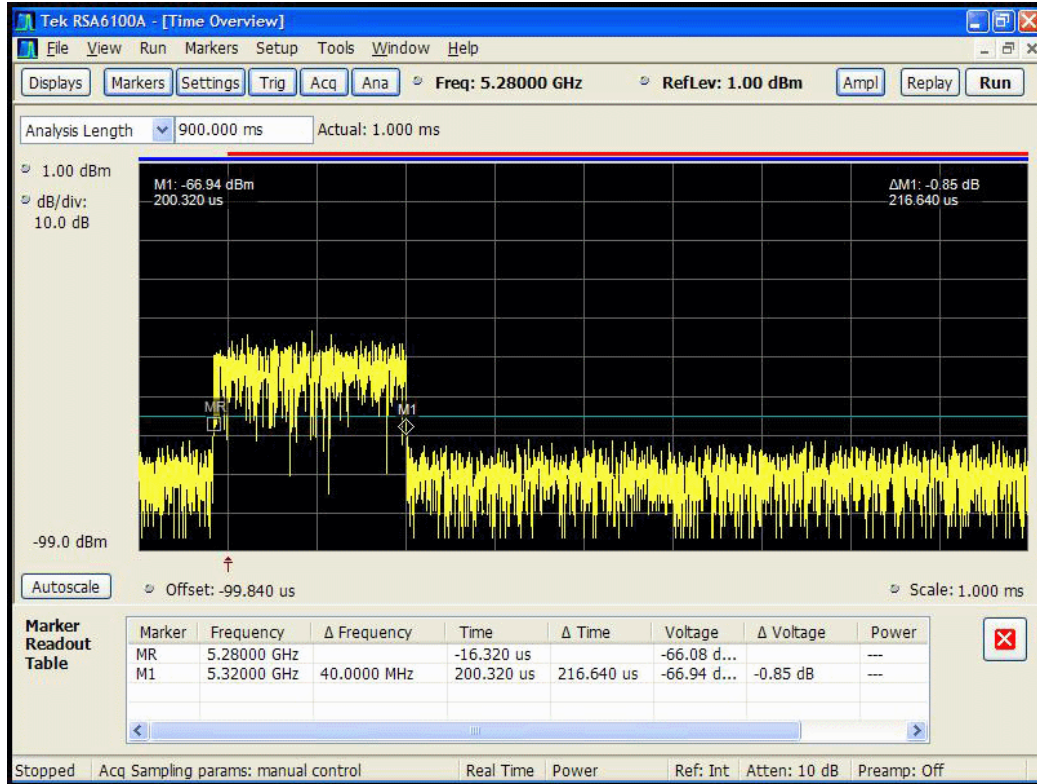


Figure 5-7. Pulse Width After 200ms

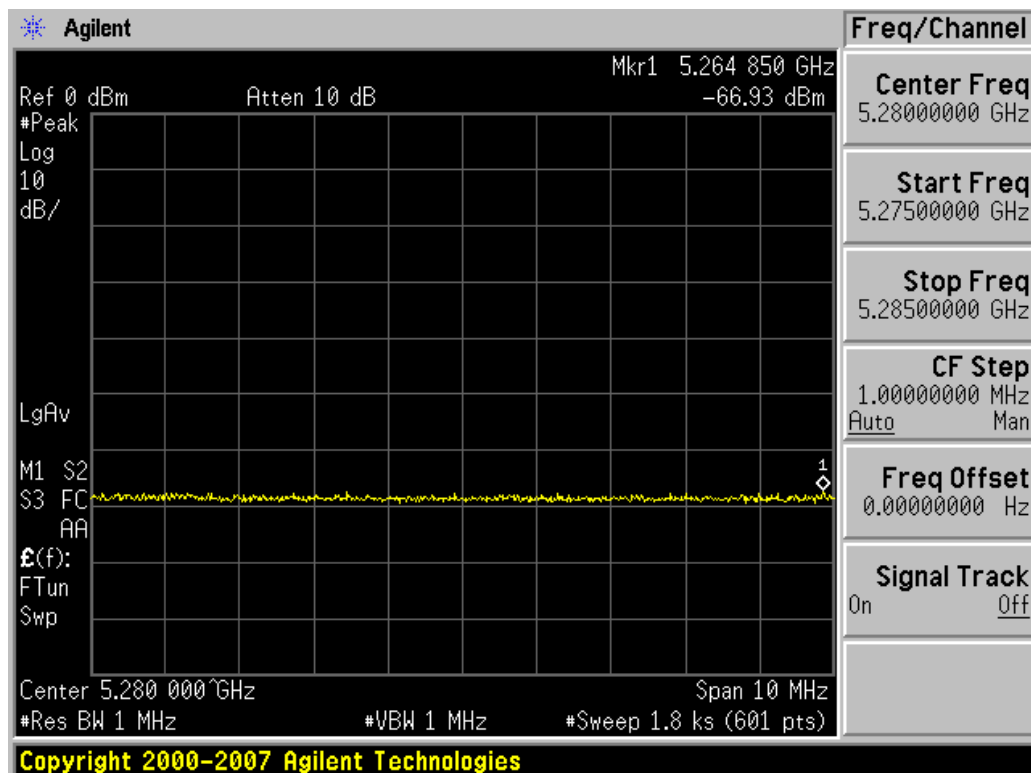


Figure 5-8 Non-occupancy Period - Monitoring live real time spectrum - Elapse time 30 minutes

FCC ID: A3LGTPT7500	PCTEST ENGINEERING LABORATORY, INC.	FCC Pt. 15.407 DFS TEST REPORT (CERTIFICATION)	SAMSUNG	Reviewed by: Quality Manager
Test Report S/N: 0Y1104120705.A3L	Test Dates: April 22-23, 2011	EUT Type: 850/1900 GPRS/EDGE/WCDMA/HSPA Tablet w/ WLAN and BT		Page 16 of 22

6.0 TEST PLOTS AND DATA UNII – III BAND

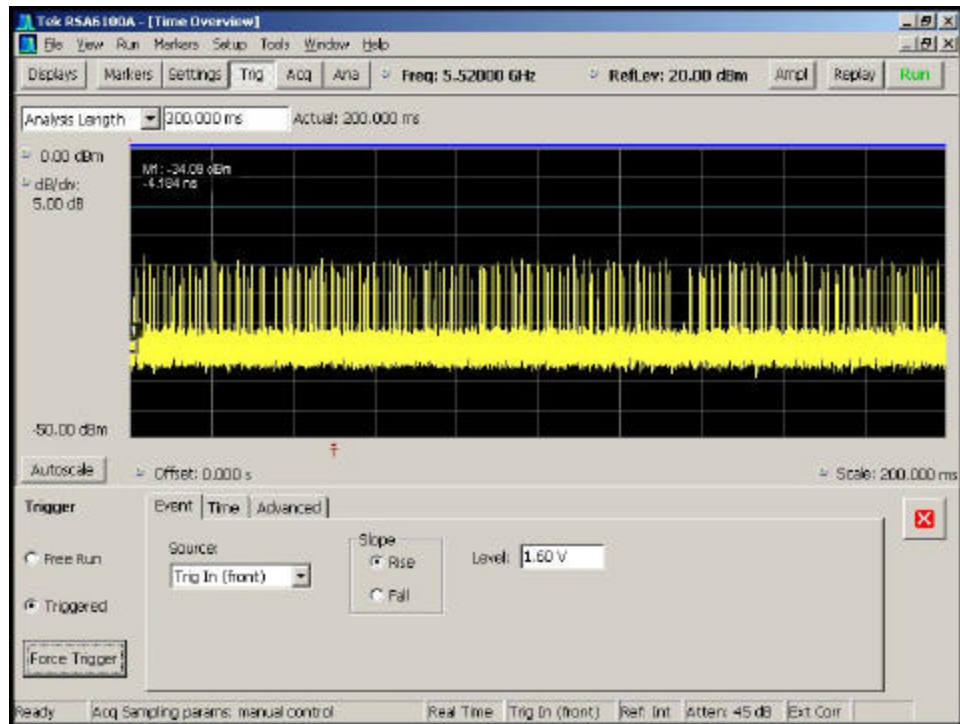


Figure 6-1. Time Display WLAN Channel Traffic (Streaming Video)

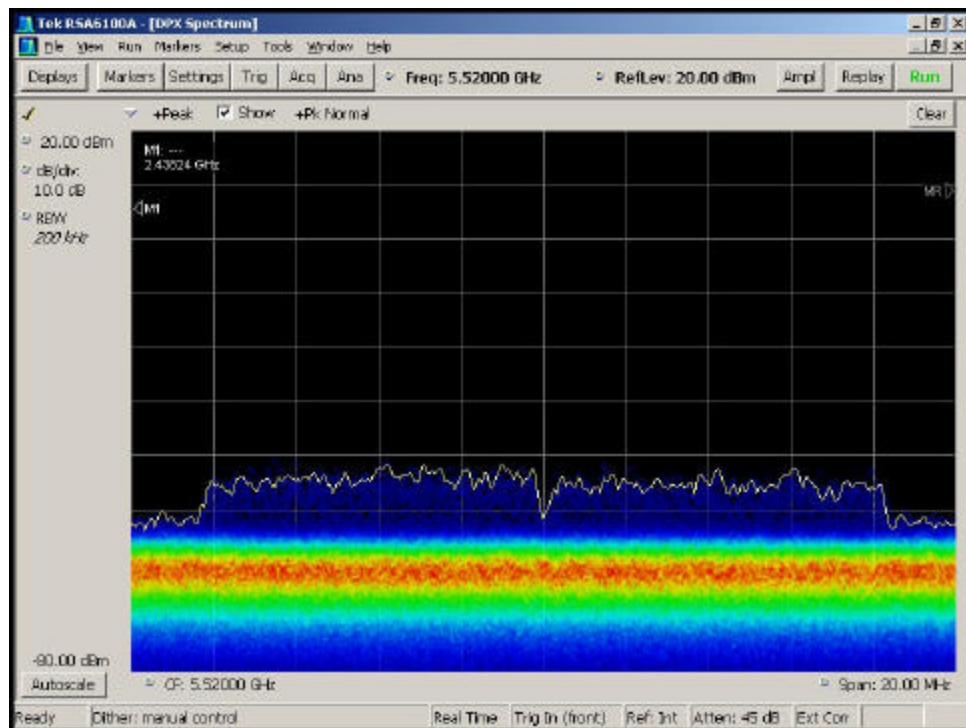


Figure 6-2. Real-Time Spectrum Display, No WLAN Traffic

FCC ID: A3LGRP7500	PCTEST ENGINEERING LABORATORY, INC.	FCC Pt. 15.407 DFS TEST REPORT (CERTIFICATION)	SAMSUNG	Reviewed by: Quality Manager
Test Report S/N: 0Y1104120705.A3L	Test Dates: April 22-23, 2011	EUT Type: 850/1900 GPRS/EDGE/WCDMA/HSPA Tablet w/ WLAN and BT		Page 17 of 22

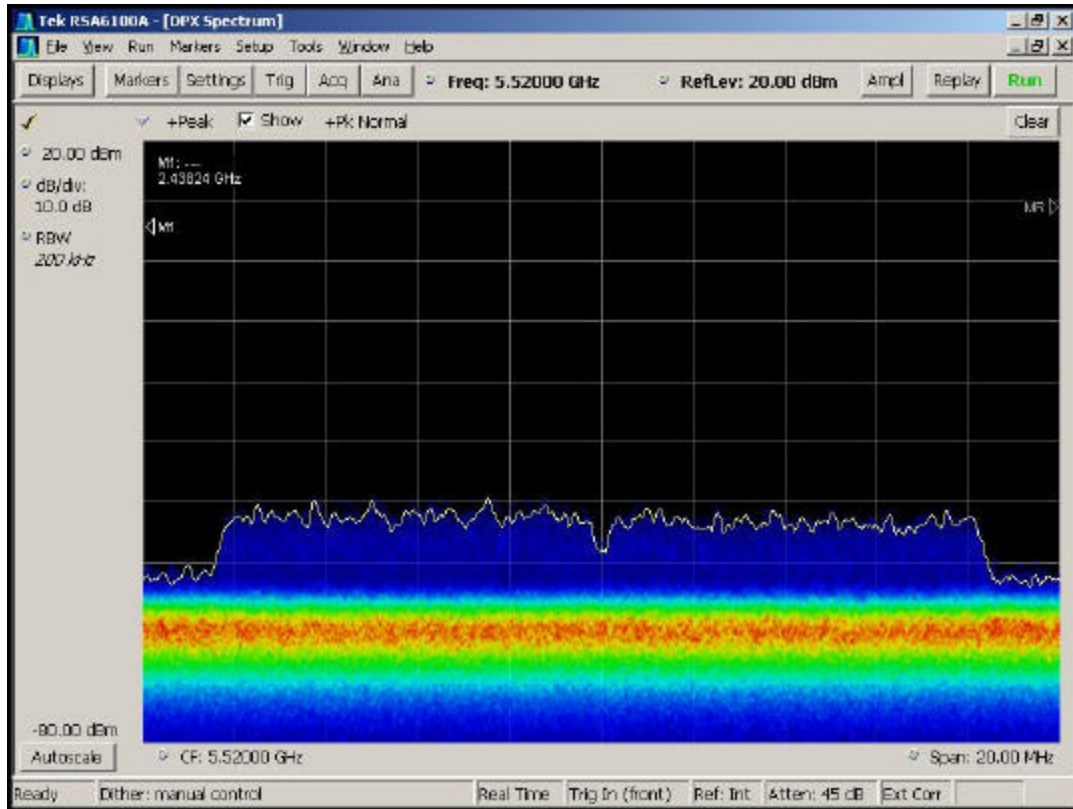


Figure 6-3. Real-Time Spectrum Display, WLAN Traffic (Streaming Video)

FCC ID: A3LGTP7500	PCTEST ENGINEERING LABORATORY, INC.	FCC Pt. 15.407 DFS TEST REPORT (CERTIFICATION)	SAMSUNG	Reviewed by: Quality Manager
Test Report S/N: 0Y1104120705.A3L	Test Dates: April 22-23, 2011	EUT Type: 850/1900 GPRS/EDGE/WCDMA/HSPA Tablet w/ WLAN and BT		Page 18 of 22

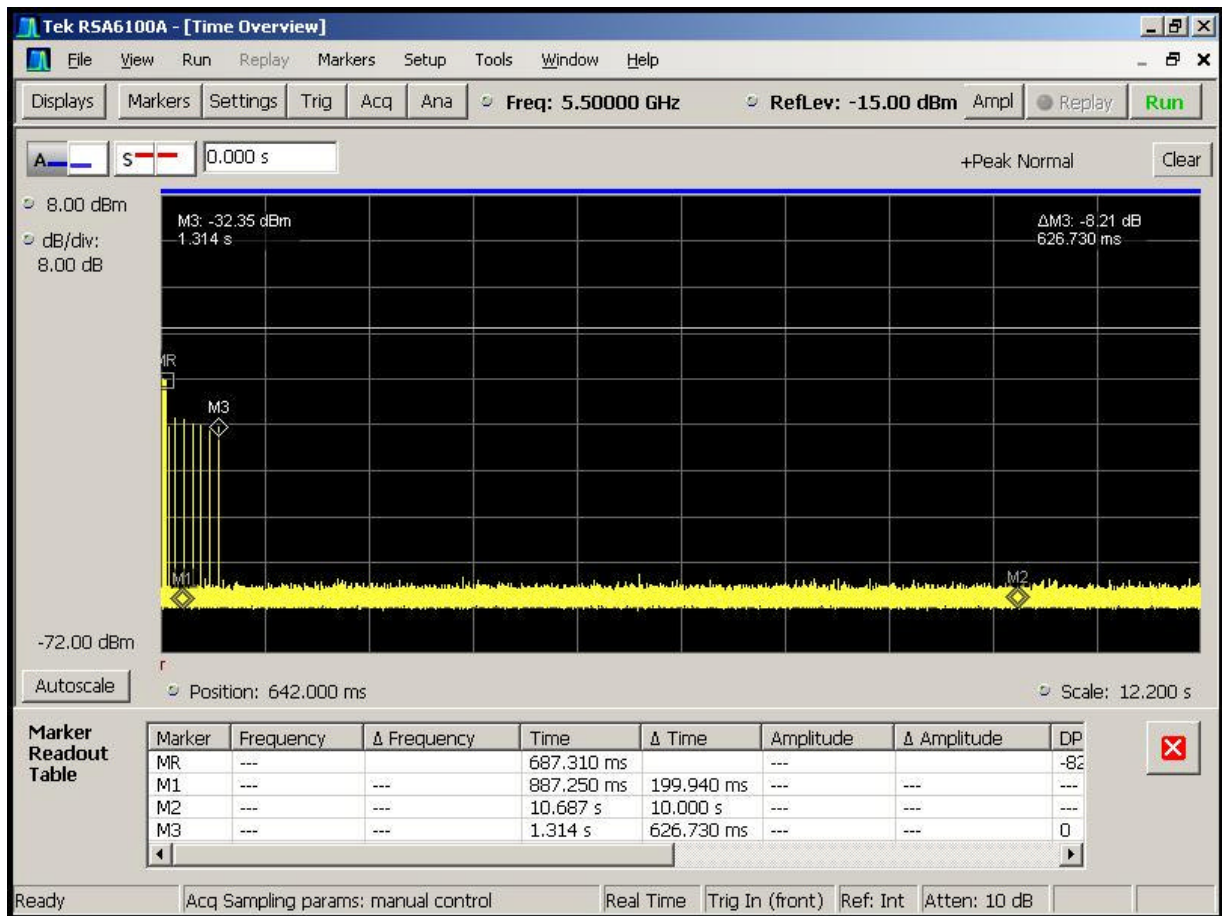


Figure 6-4. Channel Move Time (< 10sec)

Marker Descriptions:

MR = End of Radar Burst

M1 = 200ms from end of Radar Burst

M2 = 10sec from end of Burst

FCC ID: A3LGRP7500	PCTEST ENGINEERING LABORATORY, INC.	FCC Pt. 15.407 DFS TEST REPORT (CERTIFICATION)	SAMSUNG	Reviewed by: Quality Manager
Test Report S/N: 0Y1104120705.A3L	Test Dates: April 22-23, 2011	EUT Type: 850/1900 GPRS/EDGE/WCDMA/HSPA Tablet w/ WLAN and BT		Page 19 of 22

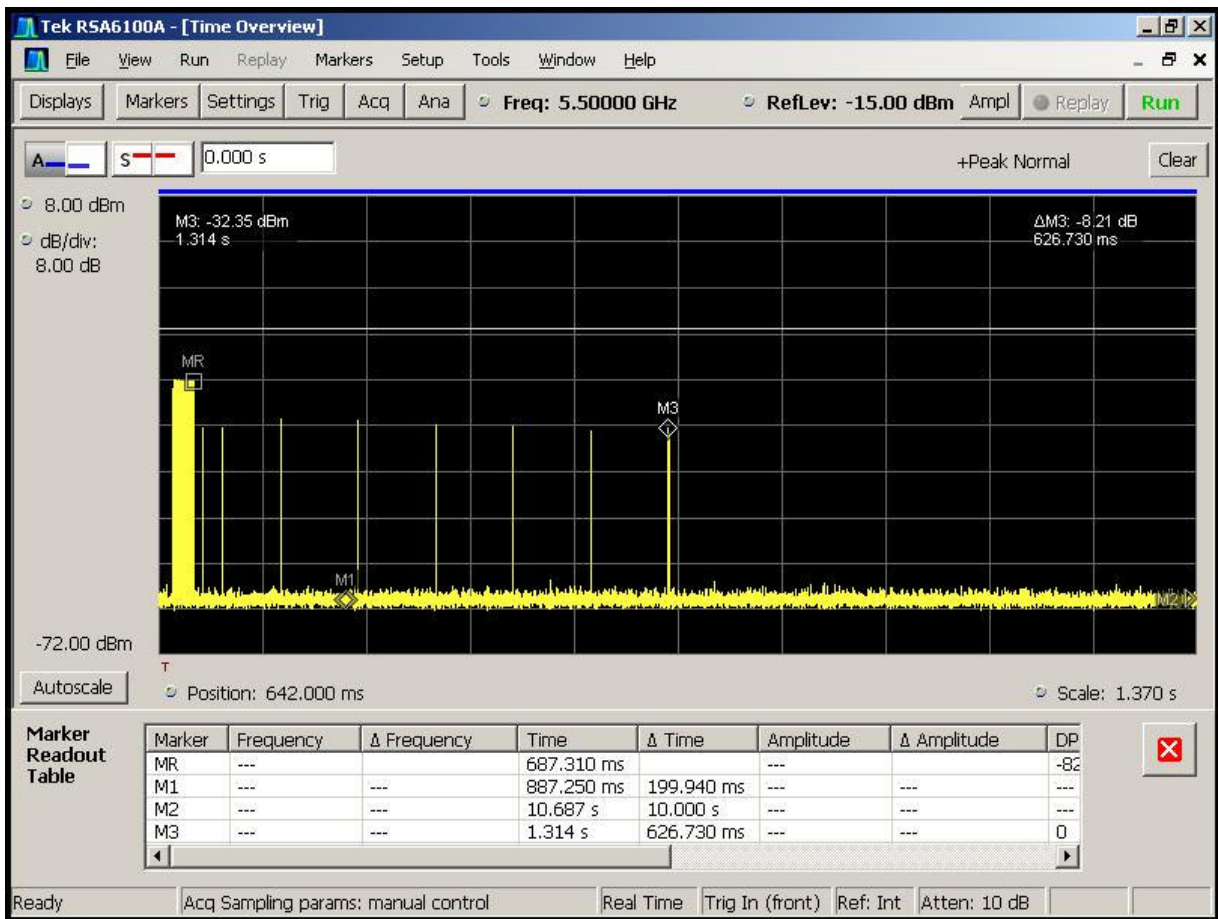


Figure 6-5. Channel Closing Transmission Time, Aggregate Time After 200ms

Calculation of Aggregate Time:



Pulse width = 222.84 μ s (Reference Figure 6-6)

Number of pulses occurring after 200ms from end of burst = 5

Aggregate time from 200ms to 10sec after burst = 5 x 222.84 μ s = 1114.20 μ s

Aggregate Time: 1114.20 ms

Limit: 60ms

FCC ID: A3LGT7500		FCC Pt. 15.407 DFS TEST REPORT (CERTIFICATION)		Reviewed by: Quality Manager
Test Report S/N: 0Y1104120705.A3L	Test Dates: April 22-23, 2011	EUT Type: 850/1900 GPRS/EDGE/WCDMA/HSPA Tablet w/ WLAN and BT		Page 20 of 22

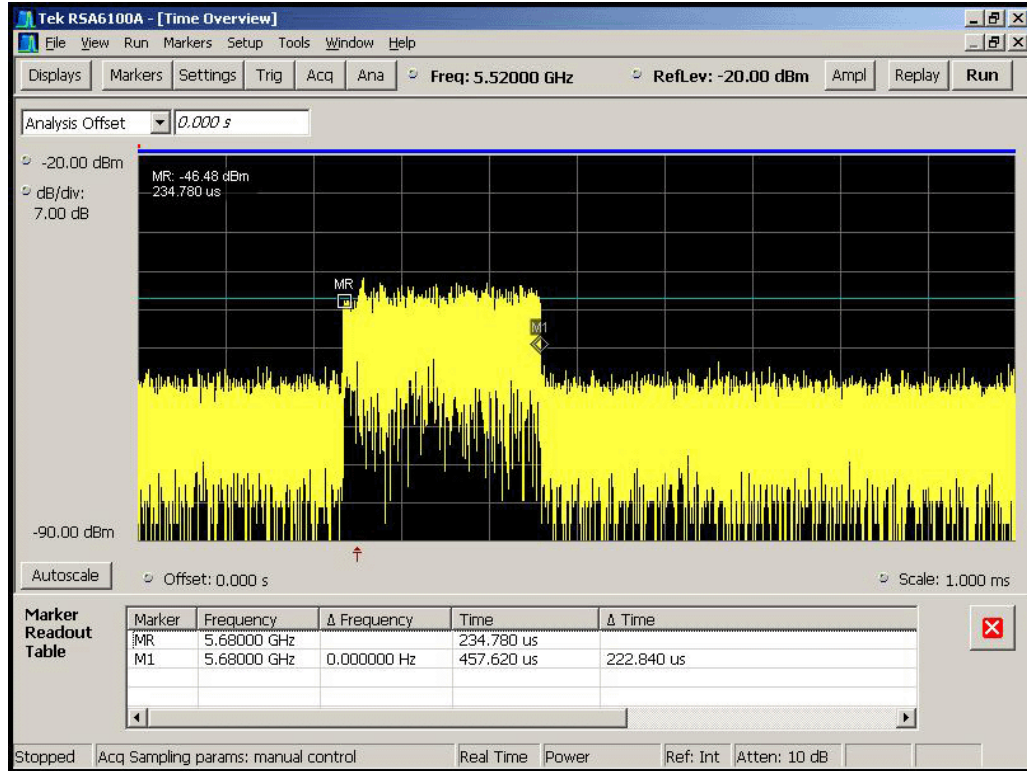


Figure 6-11. Pulse Width After 200ms

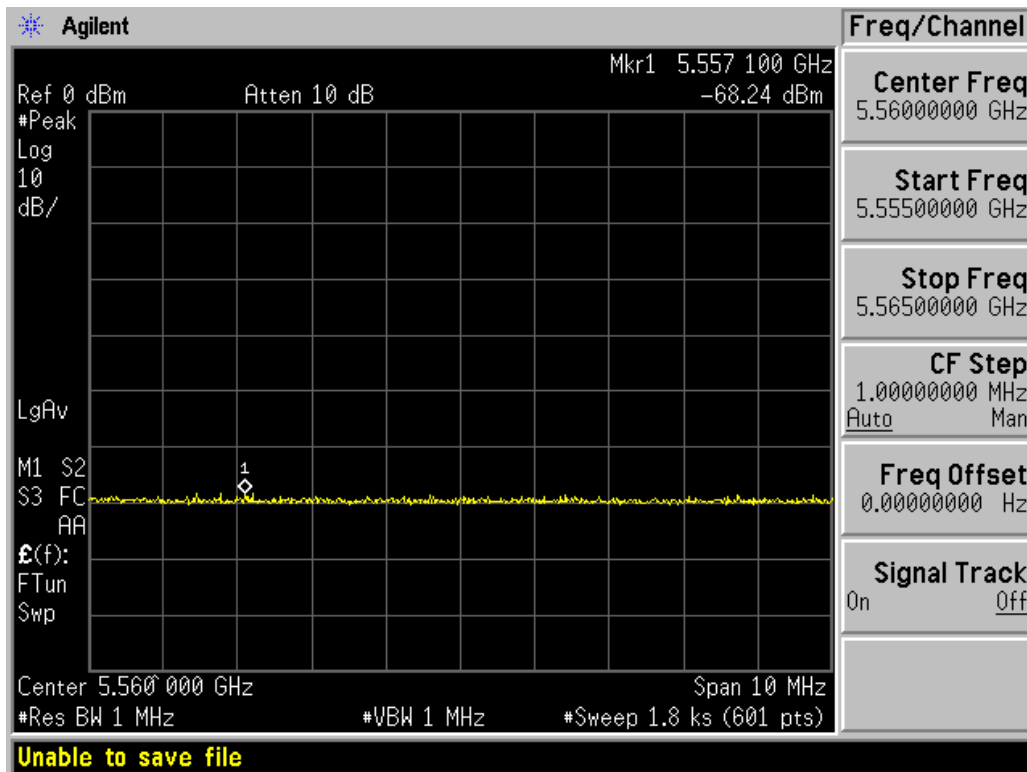




Figure 6-12 Non-occupancy Period - Monitoring live real time spectrum - Elapse time 30 minutes

FCC ID: A3LGT7500	PCTEST ENGINEERING LABORATORY, INC.	FCC Pt. 15.407 DFS TEST REPORT (CERTIFICATION)	SAMSUNG	Reviewed by: Quality Manager
Test Report S/N: 0Y1104120705.A3L	Test Dates: April 22-23, 2011	EUT Type: 850/1900 GPRS/EDGE/WCDMA/HSPA Tablet w/ WLAN and BT		Page 21 of 22

7.0 CONCLUSION

The data collected relate only to the item(s) tested and show that the Samsung **850/1900 GPRS/EDGE/WCDMA/HSPA Tablet w/ WLAN and BT FCC ID: A3LGTP7500** is in compliance with the DFS requirements for a Client Device without radar detection in accordance with Part 15.407 of the FCC Rules.

FCC ID: A3LGTP7500		FCC Pt. 15.407 DFS TEST REPORT (CERTIFICATION)		Reviewed by: Quality Manager
Test Report S/N: 0Y1104120705.A3L	Test Dates: April 22-23, 2011	EUT Type: 850/1900 GPRS/EDGE/WCDMA/HSPA Tablet w/ WLAN and BT		Page 22 of 22