

APPENDIX 1 : SAR Measurement data

1. Evaluation procedure

The evaluation was performed with the following procedure:

Step 1: Measurement of the E-field at a fixed location above the ear point or central position of flat phantom was used as a reference value for assessing the power drop.

Step 2: The SAR distribution at the exposed side of head or body position was measured at a distance of each device from the inner surface of the shell. The area covered the entire dimension of the antenna of EUT and the horizontal grid spacing was 15 mm x 15 mm for below 3GHz. (or 10mm x 10mm for above 3GHz.). Based on these data, the area of the maximum absorption was determined by spline interpolation.

Step 3: Around this point found in the Step 2 (area scan), a volume of 30mm x 30mm x 30mm or more was assessed by measuring 7 x 7 x 7 points at least for below 3GHz and a volume of 28 mm x 28mm x 22.5mm or more was assessed by measuring 8 x 8 x 10 points at least for 5GHz band.

And for any secondary peaks found in the Step2 which are within 2dB of maximum peak and not with this Step3 (Zoom scan) is repeated. On the basis of this data set, the spatial peak SAR value was evaluated under the following procedure:

(1). The data at the surface were extrapolated, since the center of the dipoles is 1mm(EX3DV3) away from the tip of the probe and the distance between the surface and the lowest measuring point is 1.3 mm. The extrapolation was based on a least square algorithm [4]. A polynomial of the fourth order was calculated through the points in z-axes.

This polynomial was then used to evaluate the points between the surface and the probe tip.

(2). The maximum interpolated value was searched with a straightforward algorithm. Around this maximum the SAR values averaged over the spatial volumes (1 g or 10 g) were computed by the 3D-Spline interpolation algorithm. The 3D-Spline is composed of three one-dimensional splines with the "Not a knot"-condition (in x, y and z-directions) [4], [5]. The volume was integrated with the trapezoidal-algorithm. One thousand points (10 x 10 x 10) were interpolated to calculate the average.

(3). All neighboring volumes were evaluated until no neighboring volume with a higher average value was found.

Step 4: Re-measurement of the E-field at the same location as in Step 1.

2. Measurement data

i) GSM850 Body

GT-P5100 GSM850 GPRS 4slots Rear 8mm 848.8MHz

Communication System: GSM850; Communication System Band: Exported from older format (data unavailable - please correct).; Frequency: 848.8 MHz; Duty Cycle: 1:2.09894

Medium parameters used (interpolated): $f = 848.8 \text{ MHz}$; $\sigma = 0.974 \text{ mho/m}$; $\epsilon_r = 52.966$; $\rho = 1000 \text{ kg/m}^3$

Phantom section: Flat Section

Measurement Standard: DASY5 (IEEE/IEC/ANSI C63.19-2007)

DASY5 Configuration

Probe: EX3DV4 - SN3825; ConvF(9.61, 9.61, 9.61); Calibrated: 2011/12/16

Sensor-Surface: 2mm (Mechanical Surface Detection)

Electronics: DAE4 Sn509; Calibrated: 2011/07/20

Phantom: ELI 4.0; Type: QDOVA001BA

Measurement SW: DASY52, Version 52.8 (0);

Area Scan (81x121x1): Measurement grid: dx=15mm, dy=15mm

[Info: Interpolated medium parameters used for SAR evaluation.](#)

Maximum value of SAR (interpolated) = 0.743 mW/g

Zoom Scan (7x7x7)/Cube 0: Measurement grid: dx=5mm, dy=5mm, dz=5mm

Reference Value = 13.924 V/m; Power Drift = 0.17 dB

Peak SAR (extrapolated) = 0.9670

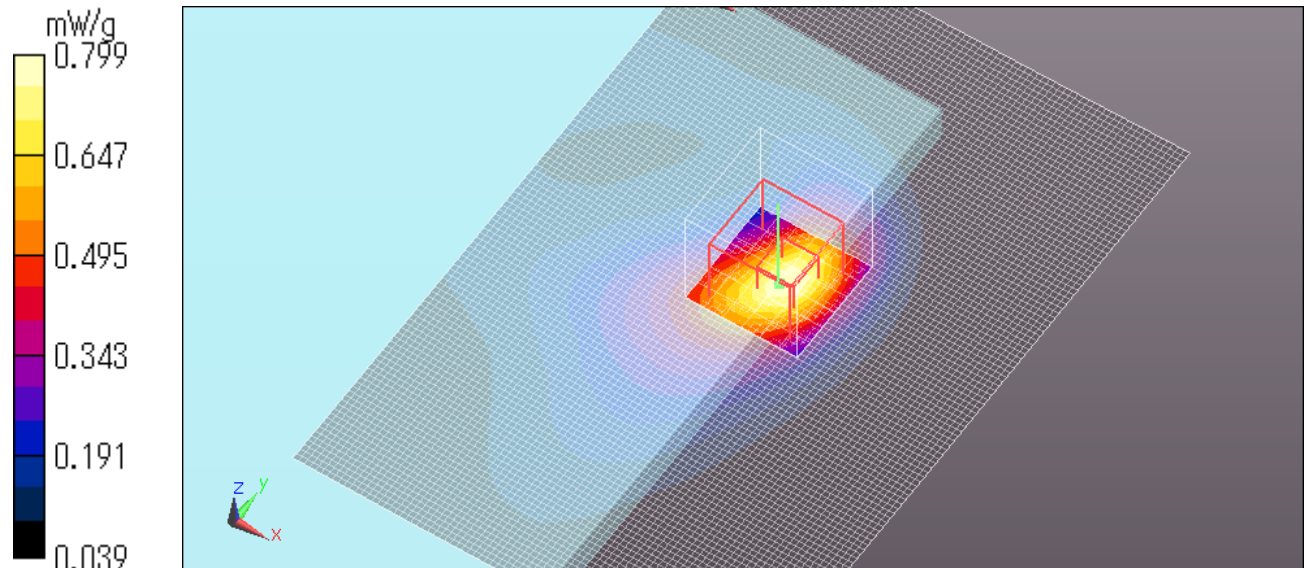
SAR(1 g) = 0.612 mW/g; SAR(10 g) = 0.372 mW/g

[Info: Interpolated medium parameters used for SAR evaluation.](#)

Maximum value of SAR (measured) = 0.799 mW/g

Date: 2012/03/09

Ambient Temp. : 24.0 degree.C. Liquid Temp.; 23.5 degree.C.



UL Japan, Inc.

Head Office EMC Lab.

4383-326 Asama-cho, Ise-shi, Mie-ken 516-0021 JAPAN

Telephone: +81 596 24 8116

Facsimile: +81 596 24 8124

GT-P5100 GSM850 GPRS 4slots Rear 0mm 848.8MHz

Communication System: GSM850; Communication System Band: Exported from older format (data unavailable - please correct).; Frequency: 848.8 MHz; Duty Cycle: 1:2.09894

Medium parameters used: $f = 848.8$ MHz; $\sigma = 0.952$ mho/m; $\epsilon_r = 52.6021$; $\rho = 1000$ kg/m³

Phantom section: Flat Section

Measurement Standard: DASYS (IEEE/IEC/ANSI C63.19-2007)

DASY5 Configuration

Probe: EX3DV4 - SN3825; ConvF(9.61, 9.61, 9.61); Calibrated: 2011/12/16

Sensor-Surface: 2mm (Mechanical Surface Detection)

Electronics: DAE4 Sn509; Calibrated: 2011/07/20

Phantom: ELI 4.0; Type: QDOVA001BA;

Measurement SW: DASYS2, Version 52.8 (0);

Area Scan (81x121x1): Measurement grid: dx=15mm, dy=15mm

Maximum value of SAR (interpolated) = 1.263 mW/g

Zoom Scan (7x7x7)/Cube 0: Measurement grid: dx=5mm, dy=5mm, dz=5mm

Reference Value = 7.906 V/m; Power Drift = -0.18 dB

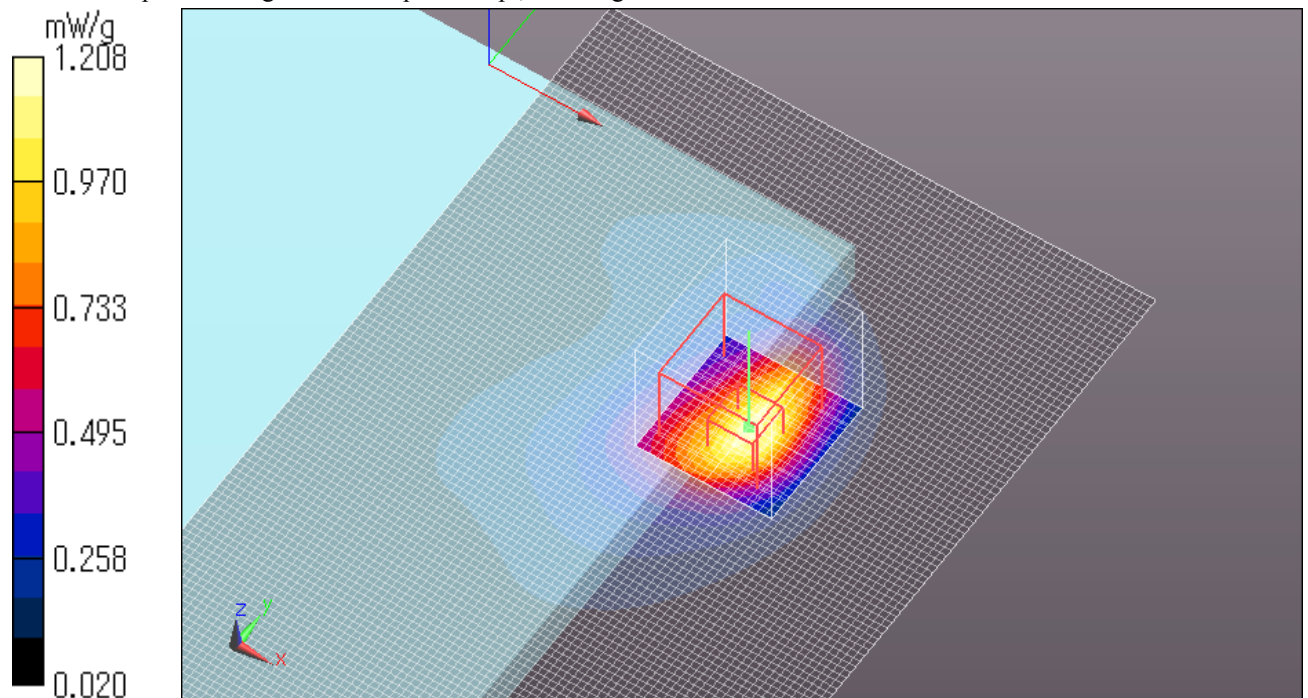
Peak SAR (extrapolated) = 1.9100

SAR(1 g) = 0.831 mW/g; SAR(10 g) = 0.456 mW/g

Maximum value of SAR (measured) = 1.208 mW/g

Date: 2012/03/22

Ambient Temp. : 24.0 degree.C. Liquid Temp.; 23.5 degree.C.



UL Japan, Inc.

Head Office EMC Lab.

4383-326 Asama-cho, Ise-shi, Mie-ken 516-0021 JAPAN

Telephone: +81 596 24 8116

Facsimile: +81 596 24 8124

Z Scan at maximum Body SAR in GSM850

GT-P5100 GSM850 GPRS 4slots Rear 0mm 848.8MHz

Communication System: GSM850; Communication System Band: Exported from older format (data unavailable - please correct).; Frequency: 848.8 MHz; Duty Cycle: 1:2.09894

Medium parameters used: $f = 848.8$ MHz; $\sigma = 0.952$ mho/m; $\epsilon_r = 52.6021$; $\rho = 1000$ kg/m³

Phantom section: Flat Section

Measurement Standard: DASYS (IEEE/IEC/ANSI C63.19-2007)

DASY5 Configuration

Probe: EX3DV4 - SN3825; ConvF(9.61, 9.61, 9.61); Calibrated: 2011/12/16

Sensor-Surface: 2mm (Mechanical Surface Detection)

Electronics: DAE4 Sn509; Calibrated: 2011/07/20

Phantom: ELI 4.0; Type: QDOVA001BA;

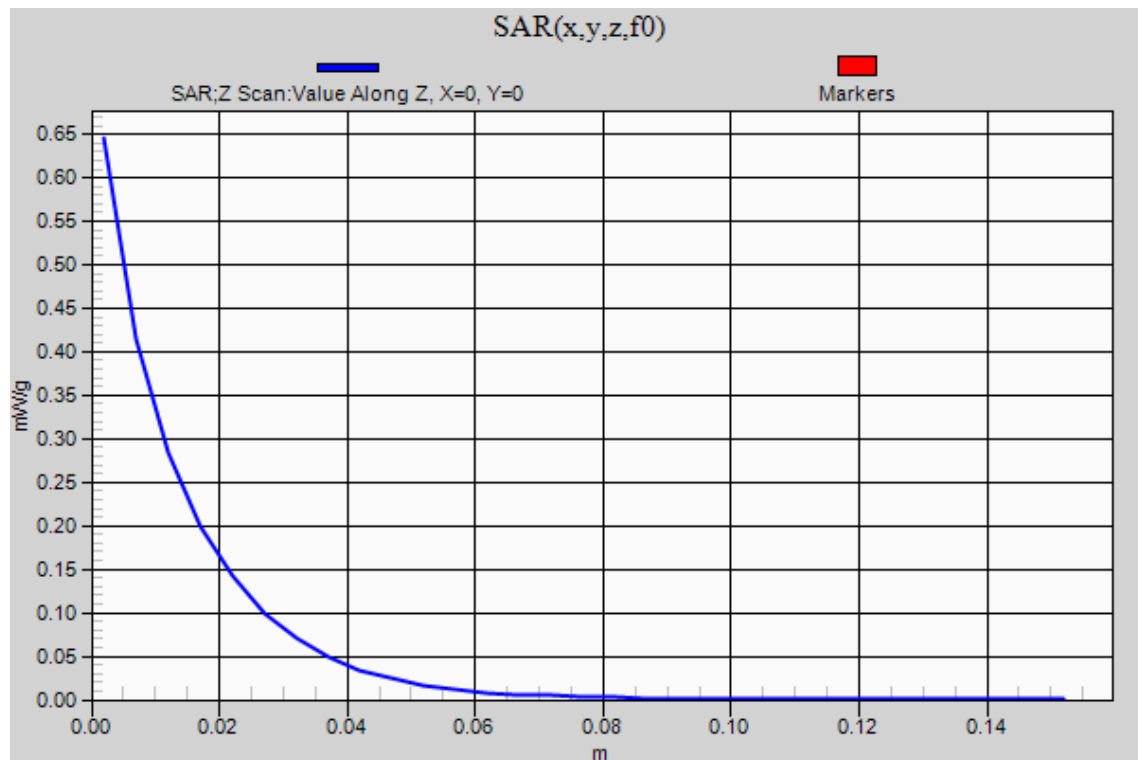
Measurement SW: DASYS2, Version 52.8 (0);

Z Scan (1x1x31): Measurement grid: dx=20mm, dy=20mm, dz=5mm

Maximum value of SAR (measured) = 0.645 mW/g

Date: 2012/03/22

Ambient Temp. : 24.0 degree.C. Liquid Temp.: 23.5 degree.C.



UL Japan, Inc.

Head Office EMC Lab.

4383-326 Asama-cho, Ise-shi, Mie-ken 516-0021 JAPAN

Telephone: +81 596 24 8116

Facsimile: +81 596 24 8124

GT-P5100 GSM850 GPRS 4slots Right edge 0mm 848.8MHz

Communication System: GSM850; Communication System Band: Exported from older format (data unavailable - please correct).; Frequency: 848.8 MHz; Duty Cycle: 1:2.09894

Medium parameters used (interpolated): $f = 848.8$ MHz; $\sigma = 0.974$ mho/m; $\epsilon_r = 52.966$; $\rho = 1000$ kg/m³

Phantom section: Flat Section

Measurement Standard: DASY5 (IEEE/IEC/ANSI C63.19-2007)

DASY5 Configuration

Probe: EX3DV4 - SN3825; ConvF(9.61, 9.61, 9.61); Calibrated: 2011/12/16

Sensor-Surface: 2mm (Mechanical Surface Detection)

Electronics: DAE4 Sn509; Calibrated: 2011/07/20

Phantom: ELI 4.0; Type: QDOVA001BA

Measurement SW: DASY52, Version 52.8 (0);

Area Scan (61x151x1): Measurement grid: dx=15mm, dy=15mm

[Info: Interpolated medium parameters used for SAR evaluation.](#)

Maximum value of SAR (interpolated) = 0.298 mW/g

Zoom Scan (7x7x7)/Cube 0: Measurement grid: dx=5mm, dy=5mm, dz=5mm

Reference Value = 8.235 V/m; Power Drift = -0.11 dB

Peak SAR (extrapolated) = 0.3580

SAR(1 g) = 0.245 mW/g; SAR(10 g) = 0.165 mW/g

[Info: Interpolated medium parameters used for SAR evaluation.](#)

Maximum value of SAR (measured) = 0.304 mW/g

Zoom Scan (7x7x7)/Cube 1: Measurement grid: dx=5mm, dy=5mm, dz=5mm

Reference Value = 8.235 V/m; Power Drift = -0.11 dB

Peak SAR (extrapolated) = 0.2920

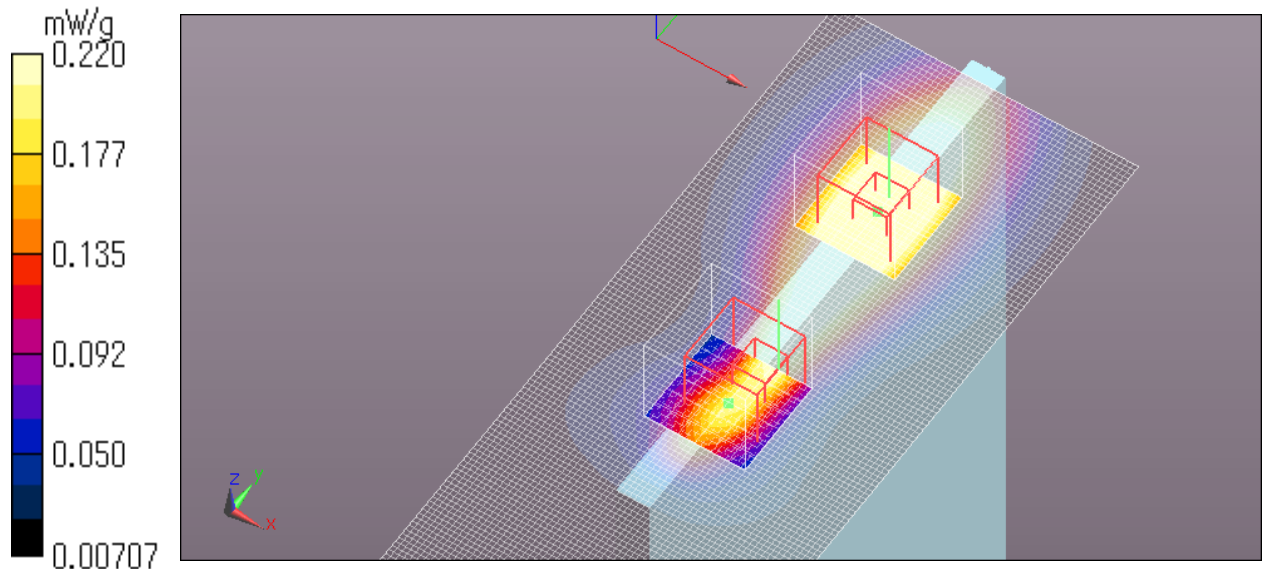
SAR(1 g) = 0.152 mW/g; SAR(10 g) = 0.083 mW/g

[Info: Interpolated medium parameters used for SAR evaluation.](#)

Maximum value of SAR (measured) = 0.220 mW/g

Date: 2012/03/09

Ambient Temp. : 24.0 degree.C. Liquid Temp.: 23.5 degree.C.



UL Japan, Inc.

Head Office EMC Lab.

4383-326 Asama-cho, Ise-shi, Mie-ken 516-0021 JAPAN

Telephone: +81 596 24 8116

Facsimile: +81 596 24 8124

GT-P5100 GSM850 GPRS 4slots Top edge 8mm 848.8MHz

Communication System: GSM850; Communication System Band: Exported from older format (data unavailable - please correct).; Frequency: 848.8 MHz;Duty Cycle: 1:2.09894

Medium parameters used (interpolated): $f = 848.8$ MHz; $\sigma = 0.974$ mho/m; $\epsilon_r = 52.966$; $\rho = 1000$ kg/m³

Phantom section: Flat Section

Measurement Standard: DASY5 (IEEE/IEC/ANSI C63.19-2007)

DASY5 Configuration

Probe: EX3DV4 - SN3825; ConvF(9.61, 9.61, 9.61); Calibrated: 2011/12/16

Sensor-Surface: 2mm (Mechanical Surface Detection (Locations From Previous Scan Used)), Sensor-Surface: 2mm (Mechanical Surface Detection)

Electronics: DAE4 Sn509; Calibrated: 2011/07/20

Phantom: ELI 4.0; Type: QDOVA001BA

Measurement SW: DASY52, Version 52.8 (0);

Area Scan (61x161x1): Measurement grid: dx=15mm, dy=15mm

[Info: Interpolated medium parameters used for SAR evaluation.](#)

Maximum value of SAR (interpolated) = 0.464 mW/g

Zoom Scan (7x7x7)/Cube 0: Measurement grid: dx=5mm, dy=5mm, dz=5mm

Reference Value = 19.760 V/m; Power Drift = -0.06 dB

Peak SAR (extrapolated) = 0.5460

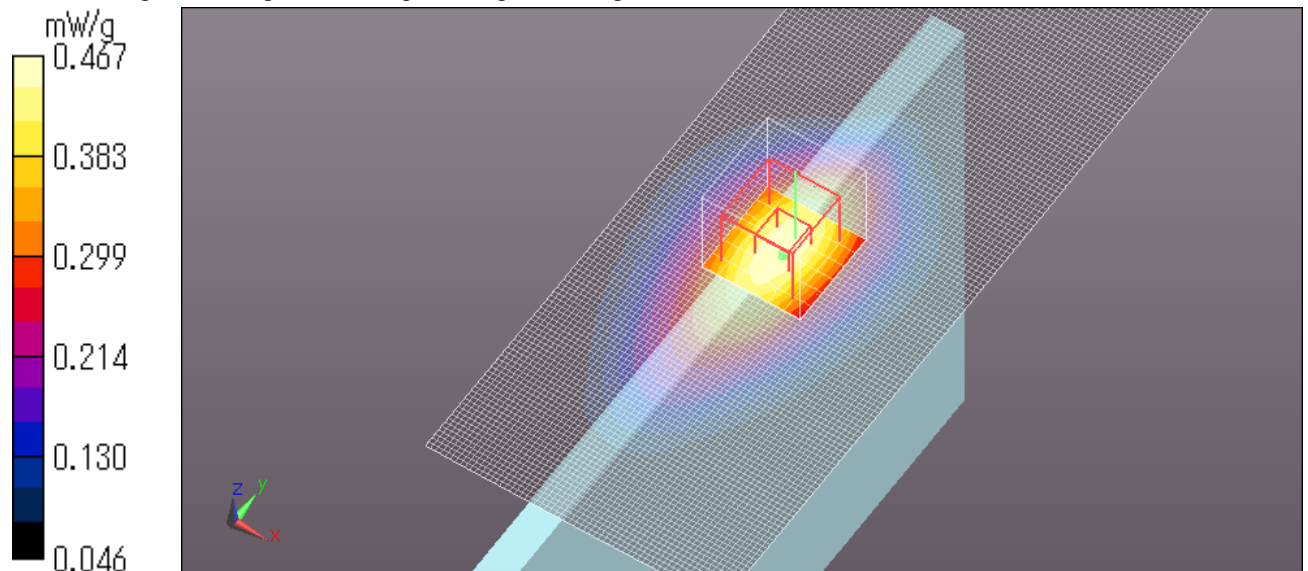
SAR(1 g) = 0.381 mW/g; SAR(10 g) = 0.261 mW/g

[Info: Interpolated medium parameters used for SAR evaluation.](#)

Maximum value of SAR (measured) = 0.467 mW/g

Date: 2012/03/09

Ambient Temp. : 24.0 degree.C. Liquid Temp.; 23.5 degree.C.



UL Japan, Inc.

Head Office EMC Lab.

4383-326 Asama-cho, Ise-shi, Mie-ken 516-0021 JAPAN

Telephone: +81 596 24 8116

Facsimile: +81 596 24 8124

GT-P5100 GSM850 GPRS 4slots Top edge 0mm 848.8MHz

Communication System: GSM850; Communication System Band: Exported from older format (data unavailable - please correct).; Frequency: 848.8 MHz; Duty Cycle: 1:2.09894

Medium parameters used (interpolated): $f = 848.8$ MHz; $\sigma = 0.974$ mho/m; $\epsilon_r = 52.966$; $\rho = 1000$ kg/m³

Phantom section: Flat Section

Measurement Standard: DASY5 (IEEE/IEC/ANSI C63.19-2007)

DASY5 Configuration

Probe: EX3DV4 - SN3825; ConvF(9.61, 9.61, 9.61); Calibrated: 2011/12/16

Sensor-Surface: 2mm (Mechanical Surface Detection)

Electronics: DAE4 Sn509; Calibrated: 2011/07/20

Phantom: ELI 4.0; Type: QDOVA001BA

Measurement SW: DASY52, Version 52.8 (0);

Area Scan (61x161x1): Measurement grid: dx=15mm, dy=15mm

[Info: Interpolated medium parameters used for SAR evaluation.](#)

Maximum value of SAR (interpolated) = 0.306 mW/g

Zoom Scan (7x7x7)/Cube 0: Measurement grid: dx=5mm, dy=5mm, dz=5mm

Reference Value = 16.701 V/m; Power Drift = -0.08 dB

Peak SAR (extrapolated) = 0.3780

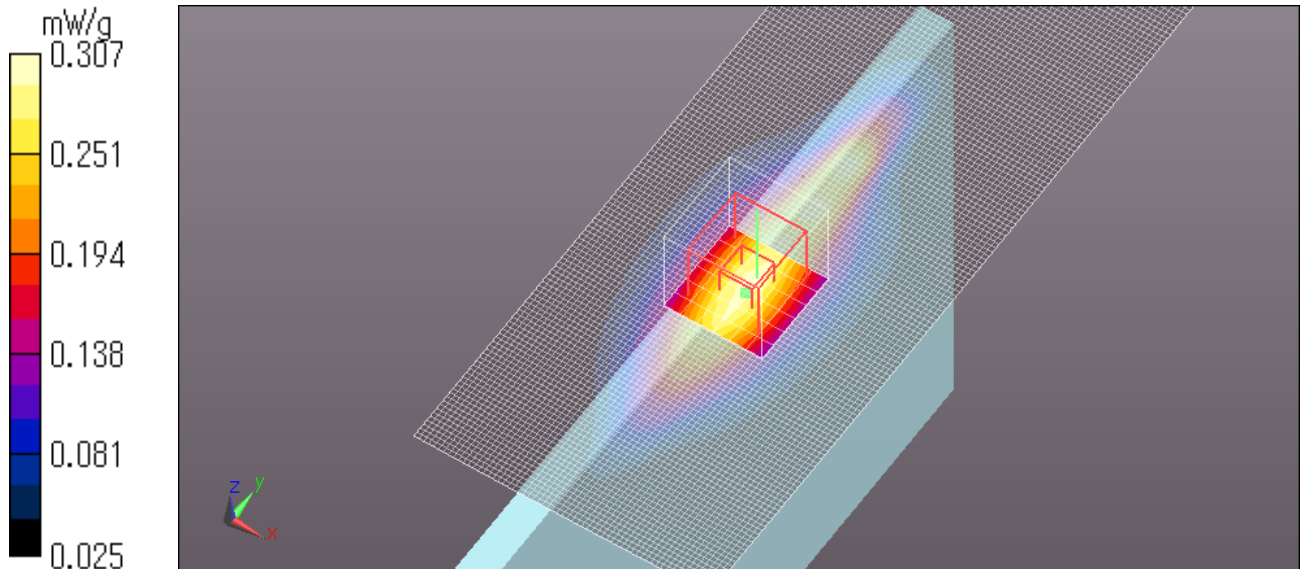
SAR(1 g) = 0.232 mW/g; SAR(10 g) = 0.148 mW/g

[Info: Interpolated medium parameters used for SAR evaluation.](#)

Maximum value of SAR (measured) = 0.307 mW/g

Date: 2012/03/09

Ambient Temp. : 24.0 degree.C. Liquid Temp.; 23.5 degree.C.



GT-P5100 GSM850 GPRS 4slots Top vertex 0mm Right 45 degree 848.8MHz

Communication System: GSM850; Communication System Band: Exported from older format (data unavailable - please correct).; Frequency: 848.8 MHz;Duty Cycle: 1:2.09894

Medium parameters used (interpolated): $f = 848.8$ MHz; $\sigma = 0.974$ mho/m; $\epsilon_r = 52.966$; $\rho = 1000$ kg/m³

Phantom section: Flat Section

Measurement Standard: DASYS (IEEE/IEC/ANSI C63.19-2007)

DASY5 Configuration

Probe: EX3DV4 - SN3825; ConvF(9.61, 9.61, 9.61); Calibrated: 2011/12/16

Sensor-Surface: 2mm (Mechanical Surface Detection)

Electronics: DAE4 Sn509; Calibrated: 2011/07/20

Phantom: ELI 4.0; Type: QDOVA001BA

Measurement SW: DASYS2, Version 52.8 (0);

Area Scan (61x141x1): Measurement grid: dx=15mm, dy=15mm

[Info: Interpolated medium parameters used for SAR evaluation.](#)

Maximum value of SAR (interpolated) = 0.087 mW/g

Zoom Scan (7x7x7)/Cube 0: Measurement grid: dx=5mm, dy=5mm, dz=5mm

Reference Value = 7.163 V/m; Power Drift = 0.13 dB

Peak SAR (extrapolated) = 0.1820


SAR(1 g) = 0.065 mW/g; SAR(10 g) = 0.032 mW/g

[Info: Interpolated medium parameters used for SAR evaluation.](#)

Maximum value of SAR (measured) = 0.118 mW/g

Date: 2012/03/09

Ambient Temp. : 24.0 degree.C. Liquid Temp.; 23.5 degree.C.



GT-P5100 GSM850 GPRS 4slots Rear 0mm 824.2MHz

Communication System: GSM850; Communication System Band: Exported from older format (data unavailable - please correct).; Frequency: 824.2 MHz;Duty Cycle: 1:2.09894

Medium parameters used: $f = 824.4$ MHz; $\sigma = 0.931$ mho/m; $\epsilon_r = 52.813$; $\rho = 1000$ kg/m³

Phantom section: Flat Section

Measurement Standard: DASY5 (IEEE/IEC/ANSI C63.19-2007)

DASY5 Configuration

Probe: EX3DV4 - SN3825; ConvF(9.61, 9.61, 9.61); Calibrated: 2011/12/16

Sensor-Surface: 2mm (Mechanical Surface Detection)

Electronics: DAE4 Sn509; Calibrated: 2011/07/20

Phantom: ELI 4.0; Type: QDOVA001BA;

Measurement SW: DASY52, Version 52.8 (0);

Area Scan (81x121x1): Measurement grid: dx=15mm, dy=15mm

Maximum value of SAR (interpolated) = 1.040 mW/g

Zoom Scan (7x7x7)/Cube 0: Measurement grid: dx=5mm, dy=5mm, dz=5mm

Reference Value = 8.912 V/m; Power Drift = -0.01 dB

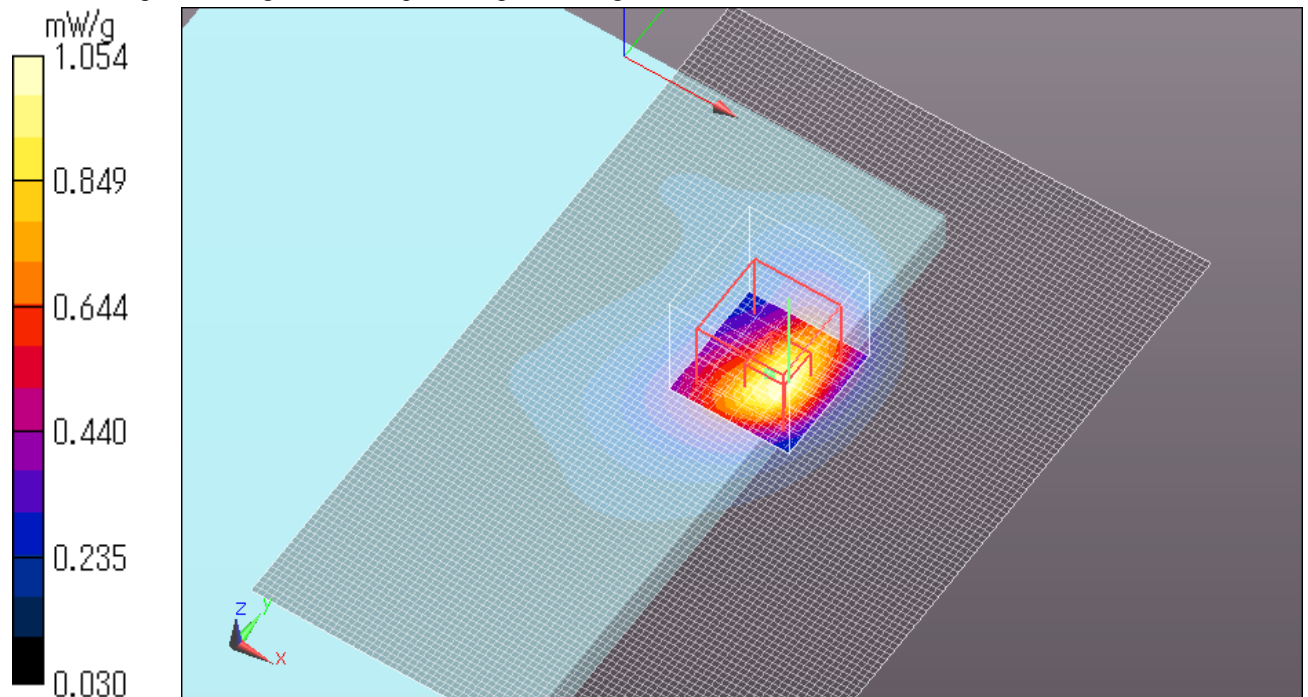
Peak SAR (extrapolated) = 1.4710

SAR(1 g) = 0.754 mW/g; SAR(10 g) = 0.411 mW/g

Maximum value of SAR (measured) = 1.054 mW/g

Date: 2012/03/22

Ambient Temp. : 24.0 degree.C. Liquid Temp.; 23.5 degree.C.



GT-P5100 GSM850 GPRS 4slots Rear 0mm 836.6MHz

Communication System: GSM850; Communication System Band: Exported from older format (data unavailable - please correct).; Frequency: 836.6 MHz;Duty Cycle: 1:2.09894

Medium parameters used: $f = 836.6$ MHz; $\sigma = 0.935$ mho/m; $\epsilon_r = 52.712$; $\rho = 1000$ kg/m³

Phantom section: Flat Section

Measurement Standard: DASYS (IEEE/IEC/ANSI C63.19-2007)

DASY5 Configuration

Probe: EX3DV4 - SN3825; ConvF(9.61, 9.61, 9.61); Calibrated: 2011/12/16

Sensor-Surface: 2mm (Mechanical Surface Detection)

Electronics: DAE4 Sn509; Calibrated: 2011/07/20

Phantom: ELI 4.0; Type: QDOVA001BA;

Measurement SW: DASYS2, Version 52.8 (0);

Area Scan (81x121x1): Measurement grid: dx=15mm, dy=15mm

Maximum value of SAR (interpolated) = 0.941 mW/g

Zoom Scan (7x7x7)/Cube 0: Measurement grid: dx=5mm, dy=5mm, dz=5mm

Reference Value = 10.259 V/m; Power Drift = -0.07 dB

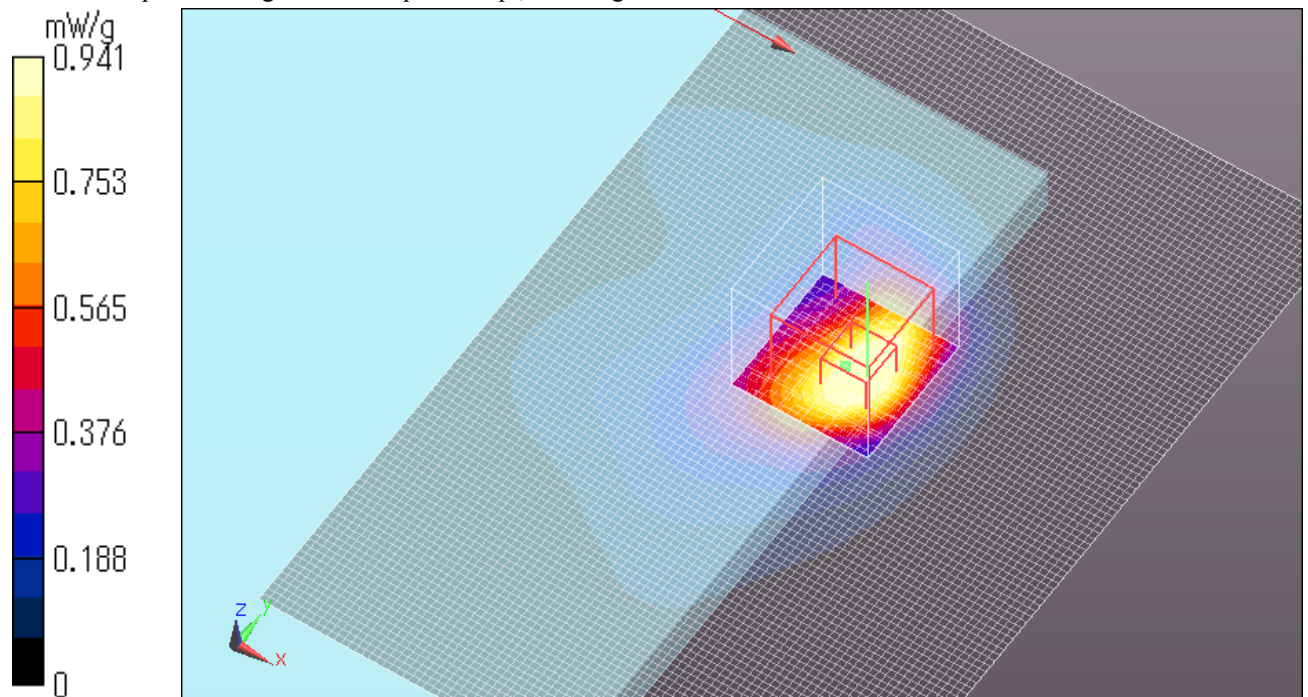
Peak SAR (extrapolated) = 1.6280

SAR(1 g) = 0.770 mW/g; SAR(10 g) = 0.424 mW/g

Maximum value of SAR (measured) = 1.137 mW/g

Date: 2012/03/22

Ambient Temp. : 24.0 degree.C. Liquid Temp. : 23.5 degree.C.



UL Japan, Inc.

Head Office EMC Lab.

4383-326 Asama-cho, Ise-shi, Mie-ken 516-0021 JAPAN

Telephone: +81 596 24 8116

Facsimile: +81 596 24 8124

ii) **PCS1900 Body**

GT-P5100 PCS1900 EGPRS 3slots Rear 8mm 1880MHz

Communication System: GSM 1800; Communication System Band: PCS1900; Frequency: 1880 MHz; Duty Cycle: 1:2.76694

Medium parameters used: $f = 1880$ MHz; $\sigma = 1.537$ mho/m; $\epsilon_r = 50.912$; $\rho = 1000$ kg/m³

Phantom section: Flat Section

Measurement Standard: DASYS (IEEE/IEC/ANSI C63.19-2007)

DASY5 Configuration

Probe: EX3DV4 - SN3825; ConvF(7.48, 7.48, 7.48); Calibrated: 2011/12/16

Sensor-Surface: 2mm (Mechanical Surface Detection)

Electronics: DAE4 Sn509; Calibrated: 2011/07/20

Phantom: ELI 4.0; Type: QDOVA001BA;

Measurement SW: DASYS2, Version 52.8 (0);

Area Scan (101x121x1): Measurement grid: dx=15mm, dy=15mm

Maximum value of SAR (interpolated) = 0.584 mW/g

Zoom Scan (7x7x7)/Cube 0: Measurement grid: dx=5mm, dy=5mm, dz=5mm

Reference Value = 8.091 V/m; Power Drift = -0.17 dB

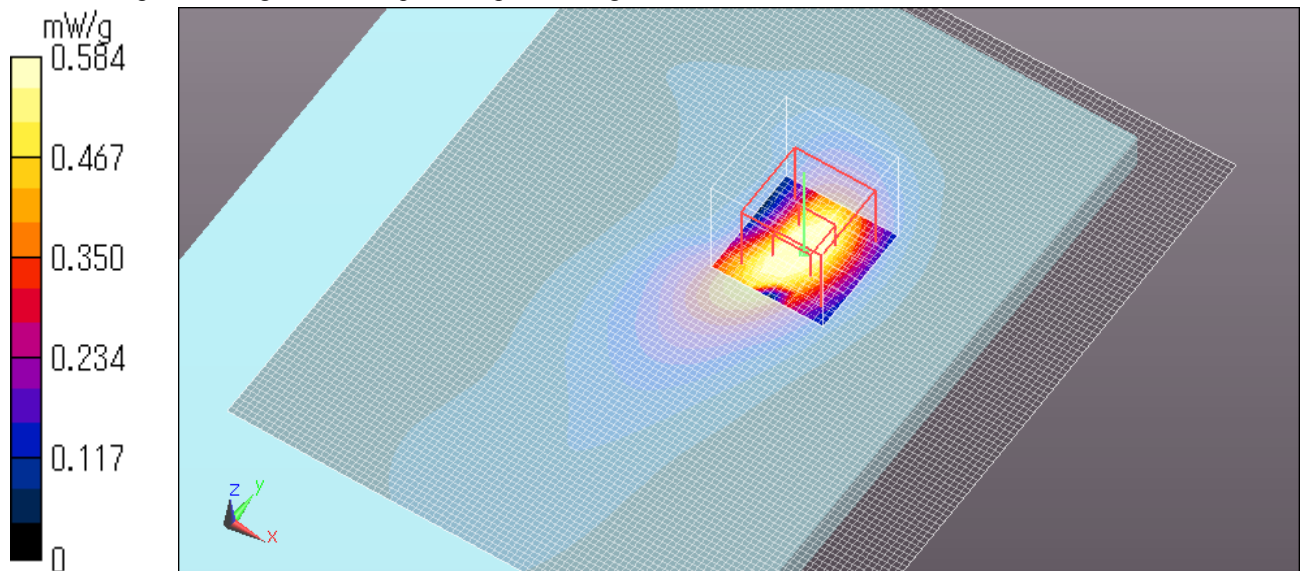
Peak SAR (extrapolated) = 0.8410

SAR(1 g) = 0.467 mW/g; SAR(10 g) = 0.240 mW/g

Maximum value of SAR (measured) = 0.665 mW/g

Date: 2012/03/08

Ambient Temp. : 24.0 degree.C. Liquid Temp.; 23.5 degree.C.



GT-P5100 PCS1900 EGPRS 3slots Rear 0mm 1880MHz

Communication System: PCS1900; Communication System Band: PCS1900; Frequency: 1880 MHz; Duty Cycle: 1:2.76694
Medium parameters used: $f = 1880$ MHz; $\sigma = 1.56$ mho/m; $\epsilon_r = 51.354$; $\rho = 1000$ kg/m³

Phantom section: Flat Section

Measurement Standard: DASYS5 (IEEE/IEC/ANSI C63.19-2007)

DASY5 Configuration

Probe: EX3DV4 - SN3825; ConvF(7.48, 7.48, 7.48); Calibrated: 2011/12/16

Sensor-Surface: 2mm (Mechanical Surface Detection)

Electronics: DAE4 Sn509; Calibrated: 2011/07/20

Phantom: ELI 4.0; Type: QDOVA001BA;

Measurement SW: DASYS2, Version 52.8 (0);

Area Scan (81x121x1): Measurement grid: dx=15mm, dy=15mm

Maximum value of SAR (interpolated) = 0.544 mW/g

Zoom Scan (7x7x7)/Cube 0: Measurement grid: dx=5mm, dy=5mm, dz=5mm

Reference Value = 5.054 V/m; Power Drift = -0.10 dB

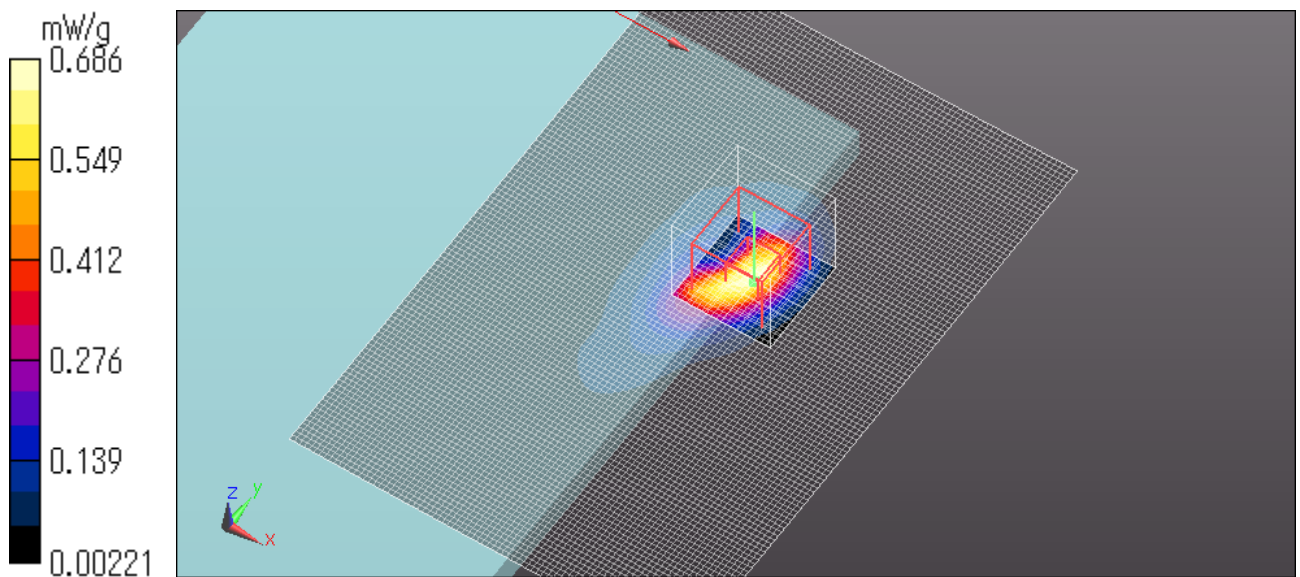
Peak SAR (extrapolated) = 0.9950

SAR(1 g) = 0.443 mW/g; SAR(10 g) = 0.192 mW/g

Maximum value of SAR (measured) = 0.686 mW/g

Date: 2012/03/06

Ambient Temp. : 24.0 degree.C. Liquid Temp.; 23.5 degree.C.



UL Japan, Inc.

Head Office EMC Lab.

4383-326 Asama-cho, Ise-shi, Mie-ken 516-0021 JAPAN

Telephone: +81 596 24 8116

Facsimile: +81 596 24 8124

GT-P5100 PCS1900 EGPRS 3slots Right edge 0mm 1880MHz

Communication System: PCS1900; Communication System Band: PCS1900; Frequency: 1880 MHz; Duty Cycle: 1:2.76694

Medium parameters used: $f = 1880$ MHz; $\sigma = 1.56$ mho/m; $\epsilon_r = 51.354$; $\rho = 1000$ kg/m³

Phantom section: Flat Section

Measurement Standard: DASYS5 (IEEE/IEC/ANSI C63.19-2007)

DASY5 Configuration

Probe: EX3DV4 - SN3825; ConvF(7.48, 7.48, 7.48); Calibrated: 2011/12/16

Sensor-Surface: 2mm (Mechanical Surface Detection)

Electronics: DAE4 Sn509; Calibrated: 2011/07/20

Phantom: ELI 4.0; Type: QDOVA001BA;

Measurement SW: DASYS2, Version 52.8 (0);

Area Scan (81x101x1): Measurement grid: dx=15mm, dy=15mm

Maximum value of SAR (interpolated) = 0.060 mW/g

Zoom Scan (7x7x7)/Cube 0: Measurement grid: dx=5mm, dy=5mm, dz=5mm

Reference Value = 6.184 V/m; Power Drift = -0.18 dB

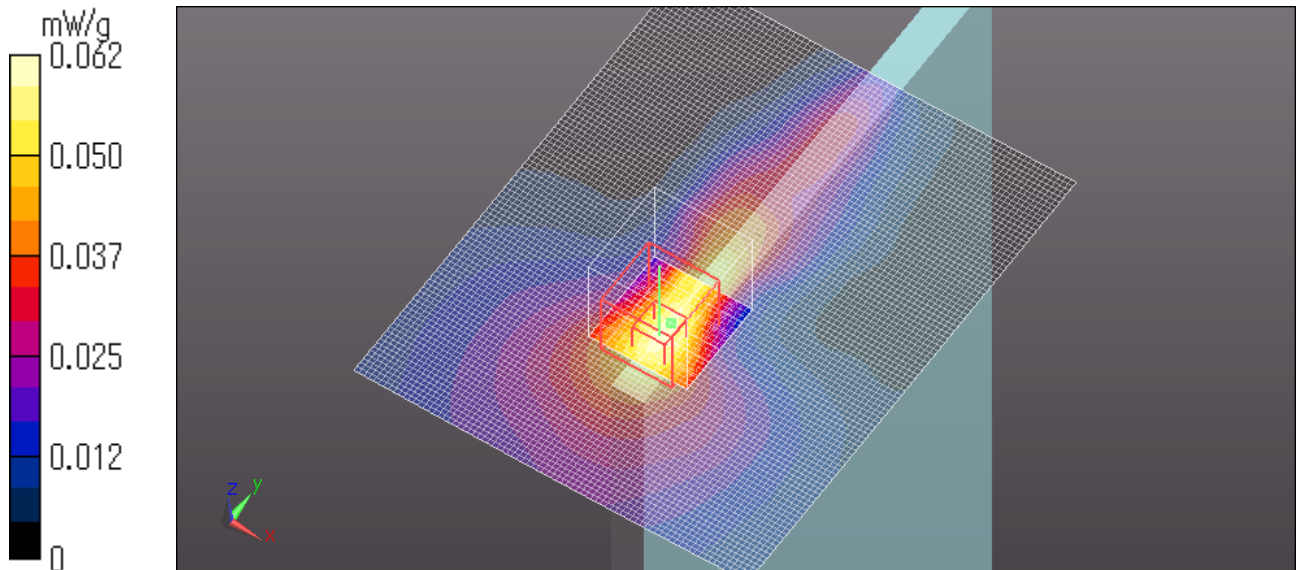
Peak SAR (extrapolated) = 0.0800

SAR(1 g) = 0.045 mW/g; SAR(10 g) = 0.025 mW/g

Maximum value of SAR (measured) = 0.062 mW/g

Date: 2012/03/06

Ambient Temp. : 24.0 degree.C. Liquid Temp.; 23.5 degree.C.



UL Japan, Inc.

Head Office EMC Lab.

4383-326 Asama-cho, Ise-shi, Mie-ken 516-0021 JAPAN

Telephone: +81 596 24 8116

Facsimile: +81 596 24 8124

GT-P5100 PCS1900 EGPRS 3 slots Top edge 8mm 1880MHz

Communication System: GSM 1800; Communication System Band: PCS1900; Frequency: 1880 MHz; Duty Cycle: 1:2.76694

Medium parameters used: $f = 1880$ MHz; $\sigma = 1.537$ mho/m; $\epsilon_r = 50.912$; $\rho = 1000$ kg/m³

Phantom section: Flat Section

Measurement Standard: DASY5 (IEEE/IEC/ANSI C63.19-2007)

DASY5 Configuration

Probe: EX3DV4 - SN3825; ConvF(7.48, 7.48, 7.48); Calibrated: 2011/12/16

Sensor-Surface: 2mm (Mechanical Surface Detection)

Electronics: DAE4 Sn509; Calibrated: 2011/07/20

Phantom: ELI 4.0; Type: QDOVA001BA;

Measurement SW: DASY52, Version 52.8 (0);

Area Scan (61x161x1): Measurement grid: dx=15mm, dy=15mm

Maximum value of SAR (interpolated) = 0.620 mW/g

Zoom Scan (7x7x7)/Cube 0: Measurement grid: dx=5mm, dy=5mm, dz=5mm

Reference Value = 9.268 V/m; Power Drift = -0.13 dB

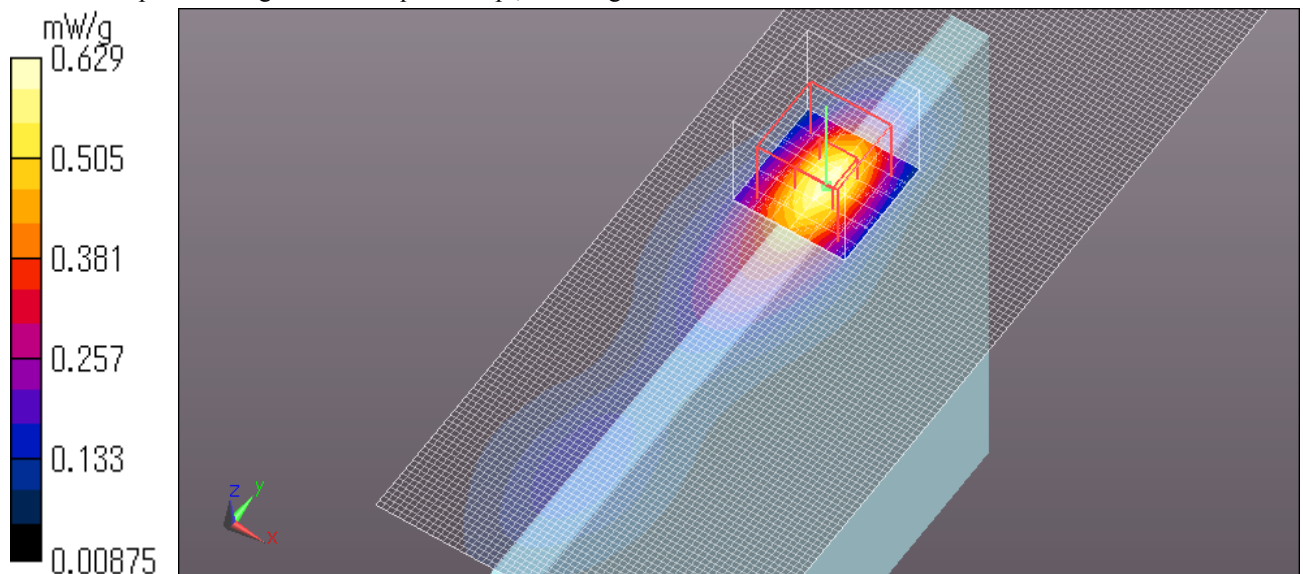
Peak SAR (extrapolated) = 0.7890

SAR(1 g) = 0.446 mW/g; SAR(10 g) = 0.235 mW/g

Maximum value of SAR (measured) = 0.629 mW/g

Date: 2012/03/08

Ambient Temp. : 24.0 degree.C. Liquid Temp.; 23.5 degree.C.



GT-P5100 PCS1900 EGPRS 3slots Top edge 0mm 1880MHz

Communication System: PCS1900; Communication System Band: PCS1900; Frequency: 1880 MHz; Duty Cycle: 1:2.76694
Medium parameters used: $f = 1880$ MHz; $\sigma = 1.56$ mho/m; $\epsilon_r = 51.354$; $\rho = 1000$ kg/m³

Phantom section: Flat Section

Measurement Standard: DASYS (IEEE/IEC/ANSI C63.19-2007)

DASY5 Configuration

Probe: EX3DV4 - SN3825; ConvF(7.48, 7.48, 7.48); Calibrated: 2011/12/16

Sensor-Surface: 2mm (Mechanical Surface Detection)

Electronics: DAE4 Sn509; Calibrated: 2011/07/20

Phantom: ELI 4.0; Type: QDOVA001BA;

Measurement SW: DASYS2, Version 52.8 (0);

Area Scan (81x121x1): Measurement grid: dx=15mm, dy=15mm

Maximum value of SAR (interpolated) = 0.470 mW/g

Zoom Scan (7x7x7)/Cube 0: Measurement grid: dx=5mm, dy=5mm, dz=5mm

Reference Value = 9.672 V/m; Power Drift = 0.02 dB

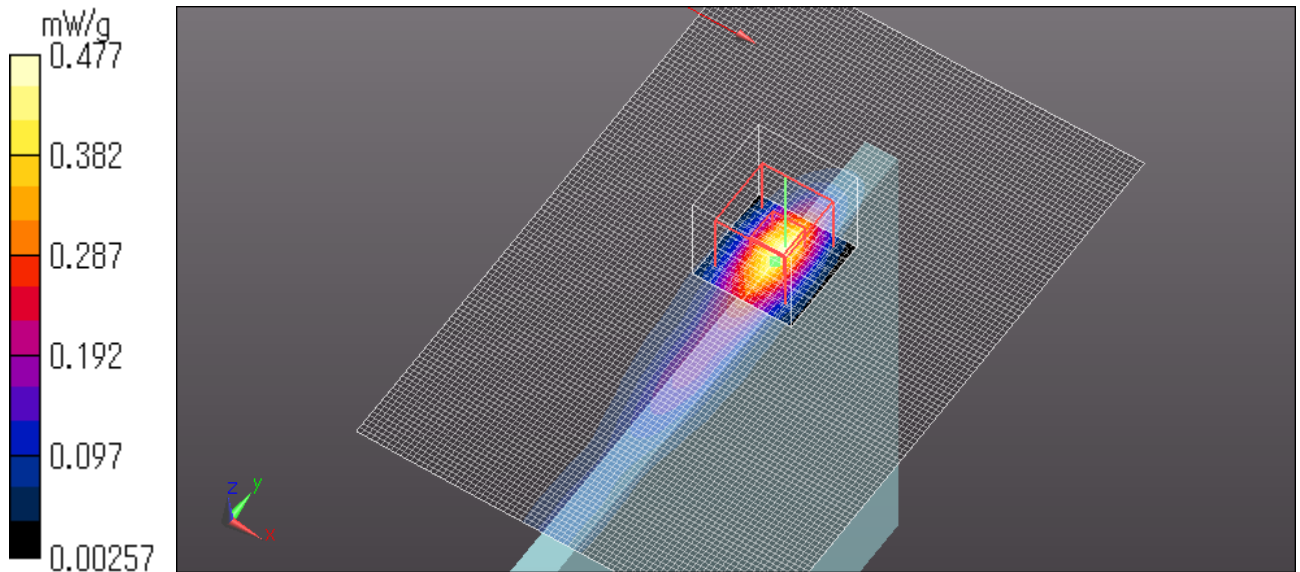
Peak SAR (extrapolated) = 0.6570

SAR(1 g) = 0.304 mW/g; SAR(10 g) = 0.132 mW/g

Maximum value of SAR (measured) = 0.477 mW/g

Date: 2012/03/06

Ambient Temp. : 24.0 degree.C. Liquid Temp.; 23.5 degree.C.



UL Japan, Inc.

Head Office EMC Lab.

4383-326 Asama-cho, Ise-shi, Mie-ken 516-0021 JAPAN

Telephone: +81 596 24 8116

Facsimile: +81 596 24 8124

GT-P5100 PCS1900 EGPRS 3slots WWAN antenna Top vertex 0mm Right 45 degree 1880MHz

Communication System: PCS1900; Communication System Band: PCS1900; Frequency: 1880 MHz; Duty Cycle: 1:2.76694

Medium parameters used: $f = 1880$ MHz; $\sigma = 1.56$ mho/m; $\epsilon_r = 51.354$; $\rho = 1000$ kg/m³

Phantom section: Flat Section

Measurement Standard: DASYS (IEEE/IEC/ANSI C63.19-2007)

DASY5 Configuration

Probe: EX3DV4 - SN3825; ConvF(7.48, 7.48, 7.48); Calibrated: 2011/12/16

Sensor-Surface: 2mm (Mechanical Surface Detection)

Electronics: DAE4 Sn509; Calibrated: 2011/07/20

Phantom: ELI 4.0; Type: QDOVA001BA;

Measurement SW: DASYS2, Version 52.8 (0);

Area Scan (61x141x1): Measurement grid: dx=15mm, dy=15mm

Maximum value of SAR (interpolated) = 0.102 mW/g

Zoom Scan (7x7x7)/Cube 0: Measurement grid: dx=5mm, dy=5mm, dz=5mm

Reference Value = 6.838 V/m; Power Drift = -0.09 dB

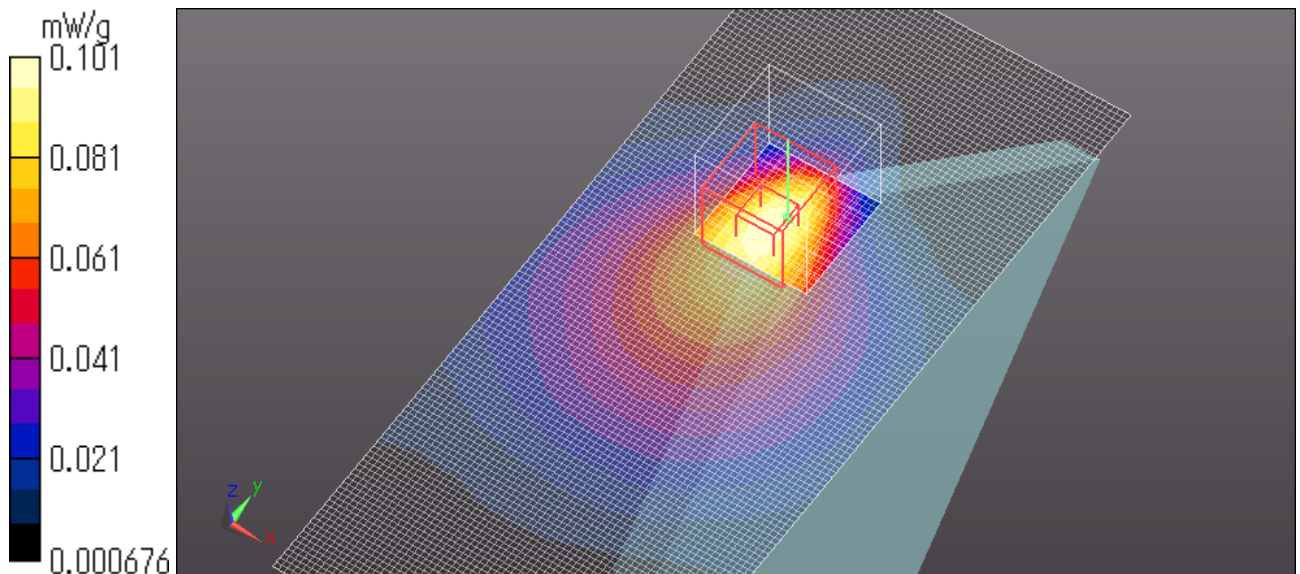
Peak SAR (extrapolated) = 0.1270

SAR(1 g) = 0.076 mW/g; SAR(10 g) = 0.044 mW/g

Maximum value of SAR (measured) = 0.101 mW/g

Date: 2012/03/06

Ambient Temp. : 24.0 degree.C. Liquid Temp.; 23.5 degree.C.



GT-P5100 PCS1900 GPRS (CS1)3slots Rear 8mm 1880MHz

Communication System: GSM 1800; Communication System Band: PCS1900; Frequency: 1880 MHz; Duty Cycle: 1:2.76694

Medium parameters used: $f = 1880$ MHz; $\sigma = 1.537$ mho/m; $\epsilon_r = 50.912$; $\rho = 1000$ kg/m³

Phantom section: Flat Section

Measurement Standard: DASYS (IEEE/IEC/ANSI C63.19-2007)

DASY5 Configuration

Probe: EX3DV4 - SN3825; ConvF(7.48, 7.48, 7.48); Calibrated: 2011/12/16

Sensor-Surface: 2mm (Mechanical Surface Detection)

Electronics: DAE4 Sn509; Calibrated: 2011/07/20

Phantom: ELI 4.0; Type: QDOVA001BA;

Measurement SW: DASYS2, Version 52.8 (0);

Area Scan (101x121x1): Measurement grid: dx=15mm, dy=15mm

Maximum value of SAR (interpolated) = 0.650 mW/g

Zoom Scan (7x7x7)/Cube 0: Measurement grid: dx=5mm, dy=5mm, dz=5mm

Reference Value = 8.620 V/m; Power Drift = -0.12 dB

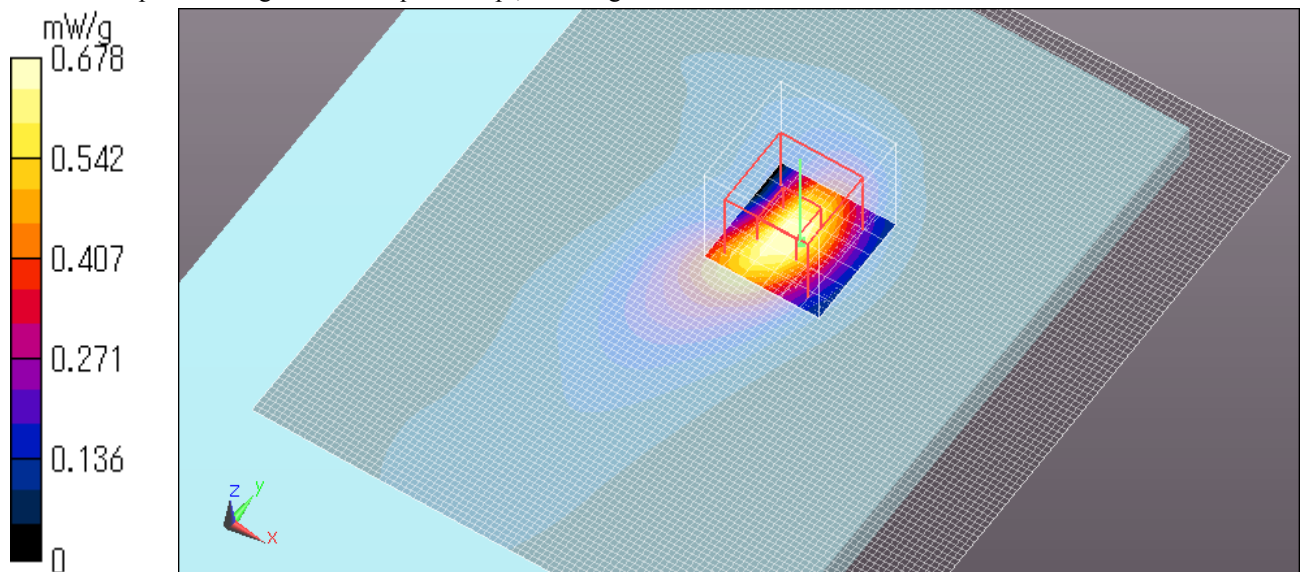
Peak SAR (extrapolated) = 0.8950

SAR(1 g) = 0.496 mW/g; SAR(10 g) = 0.254 mW/g

Maximum value of SAR (measured) = 0.678 mW/g

Date: 2012/03/08

Ambient Temp. : 24.0 degree.C. Liquid Temp.; 23.5 degree.C.



GT-P5100 PCS1900 EGPRS(MCS1) 3slots Rear 8mm 1880MHz

Communication System: GSM 1800; Communication System Band: PCS1900; Frequency: 1880 MHz; Duty Cycle: 1:2.76694

Medium parameters used: $f = 1880$ MHz; $\sigma = 1.537$ mho/m; $\epsilon_r = 50.912$; $\rho = 1000$ kg/m³

Phantom section: Flat Section

Measurement Standard: DASY5 (IEEE/IEC/ANSI C63.19-2007)

DASY5 Configuration

Probe: EX3DV4 - SN3825; ConvF(7.48, 7.48, 7.48); Calibrated: 2011/12/16

Sensor-Surface: 2mm (Mechanical Surface Detection)

Electronics: DAE4 Sn509; Calibrated: 2011/07/20

Phantom: ELI 4.0; Type: QDOVA001BA;

Measurement SW: DASY52, Version 52.8 (0);

Area Scan (101x121x1): Measurement grid: dx=15mm, dy=15mm

Maximum value of SAR (interpolated) = 0.697 mW/g

Zoom Scan (7x7x7)/Cube 0: Measurement grid: dx=5mm, dy=5mm, dz=5mm

Reference Value = 9.144 V/m; Power Drift = -0.05 dB

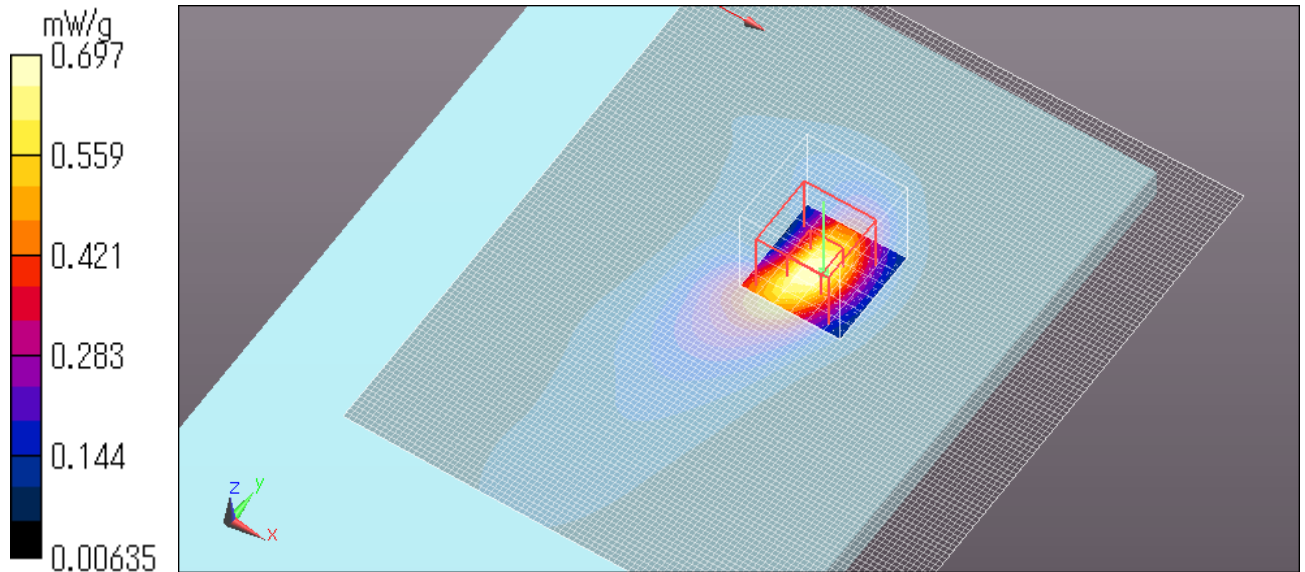
Peak SAR (extrapolated) = 0.9290

SAR(1 g) = 0.500 mW/g; SAR(10 g) = 0.251 mW/g

Maximum value of SAR (measured) = 0.697 mW/g

Date: 2012/03/08

Ambient Temp. : 24.0 degree.C. Liquid Temp.; 23.5 degree.C.



UL Japan, Inc.

Head Office EMC Lab.

4383-326 Asama-cho, Ise-shi, Mie-ken 516-0021 JAPAN

Telephone: +81 596 24 8116

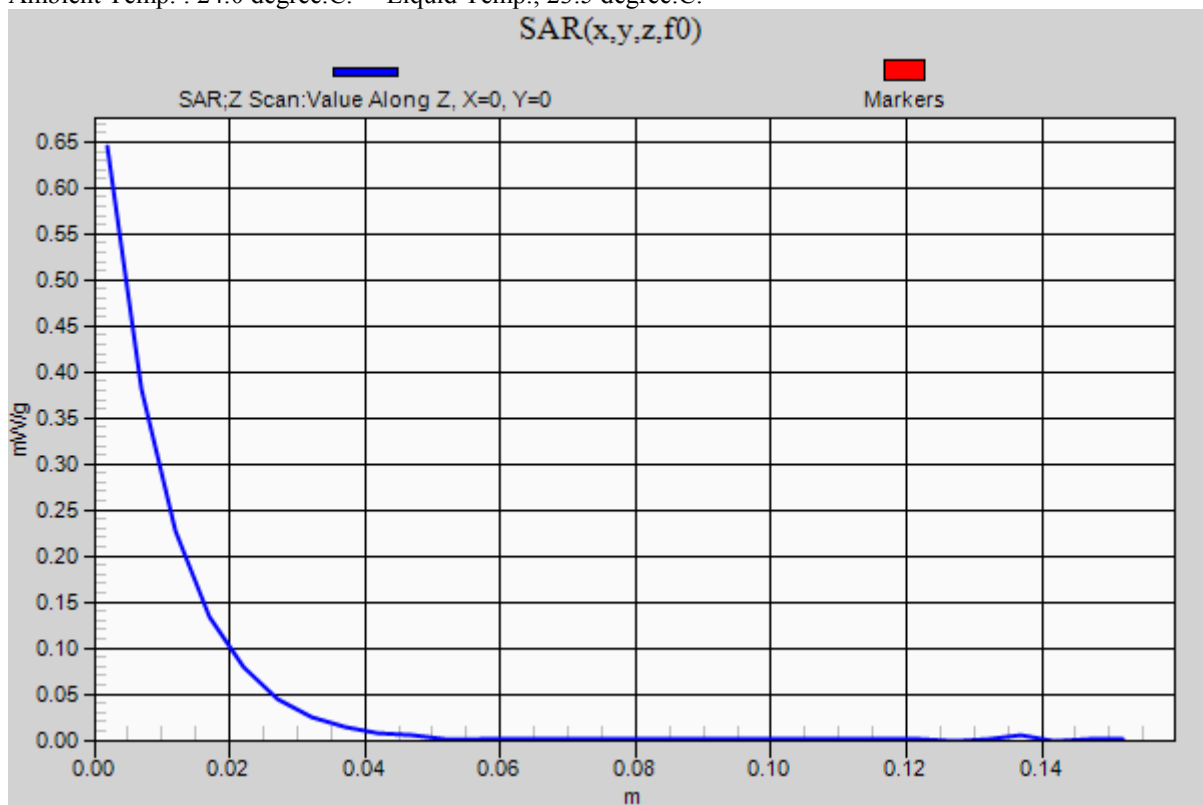
Facsimile: +81 596 24 8124

Z Scan at maximum Body SAR in PCS1900

GT-P5100 PCS1900 EGPRS(MCS1) 3slots Rear 8mm 1880MHz

Communication System: GSM 1800; Communication System Band: PCS1900; Frequency: 1880 MHz;
Duty Cycle: 1:2.76694
Medium parameters used: $f = 1880$ MHz; $\sigma = 1.537$ mho/m; $\epsilon_r = 50.912$; $\rho = 1000$ kg/m³
Phantom section: Flat Section
Measurement Standard: DASY5 (IEEE/IEC/ANSI C63.19-2007)
DASY5 Configuration
Probe: EX3DV4 - SN3825; ConvF(7.48, 7.48, 7.48); Calibrated: 2011/12/16
Sensor-Surface: 2mm (Mechanical Surface Detection)
Electronics: DAE4 Sn509; Calibrated: 2011/07/20
Phantom: ELI 4.0; Type: QDOVA001BA;
Measurement SW: DASY52, Version 52.8 (0);

Z Scan (1x1x31): Measurement grid: dx=20mm, dy=20mm, dz=5mm
Maximum value of SAR (measured) = 0.645 mW/g
Date: 2012/03/08
Ambient Temp. : 24.0 degree.C. Liquid Temp.: 23.5 degree.C.



UL Japan, Inc.

Head Office EMC Lab.

4383-326 Asama-cho, Ise-shi, Mie-ken 516-0021 JAPAN

Telephone: +81 596 24 8116

Facsimile: +81 596 24 8124

iii) **WCDMA Band V Body**

GT-P5100 WCDMA band V 12.2k RMC Rear 8mm 826.4MHz

Communication System: WCDMA V 835M; Communication System Band: WCDMA V band; Frequency: 826.4 MHz; Duty Cycle: 1:1

Medium parameters used (interpolated): $f = 826.4 \text{ MHz}$; $\sigma = 0.95 \text{ mho/m}$; $\epsilon_r = 53.158$; $\rho = 1000 \text{ kg/m}^3$

Phantom section: Flat Section

Measurement Standard: DASY5 (IEEE/IEC/ANSI C63.19-2007)

DASY5 Configuration

Probe: EX3DV4 - SN3825; ConvF(9.61, 9.61, 9.61); Calibrated: 2011/12/16

Sensor-Surface: 2mm (Mechanical Surface Detection)

Electronics: DAE4 Sn509; Calibrated: 2011/07/20

Phantom: ELI 4.0; Type: QDOVA001BA;

Measurement SW: DASY52, Version 52.8 (0);

Area Scan (81x121x1): Measurement grid: dx=15mm, dy=15mm

[Info: Interpolated medium parameters used for SAR evaluation.](#)

Maximum value of SAR (interpolated) = 0.613 mW/g

Zoom Scan (7x7x7)/Cube 0: Measurement grid: dx=5mm, dy=5mm, dz=5mm

Reference Value = 10.042 V/m; Power Drift = 0.03 dB

Peak SAR (extrapolated) = 0.7460

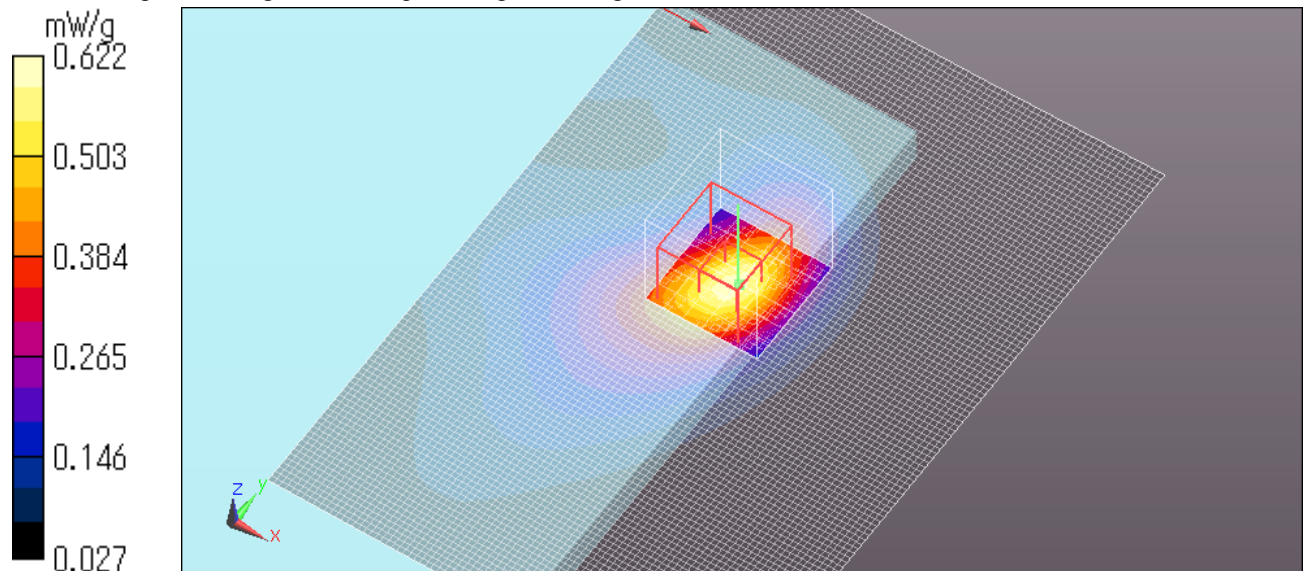
SAR(1 g) = 0.474 mW/g; SAR(10 g) = 0.289 mW/g

[Info: Interpolated medium parameters used for SAR evaluation.](#)

Maximum value of SAR (measured) = 0.622 mW/g

Date: 2012/03/09

Ambient Temp. : 24.0 degree.C. Liquid Temp.; 23.5 degree.C.



GT-P5100 WCDMA band V 12.2k RMC Rear 0mm 826.4MHz

Communication System: WCDMA V 835M; Communication System Band: WCDMA V band; Frequency: 826.4 MHz; Duty Cycle: 1:1

Medium parameters used (interpolated): $f = 826.4$ MHz; $\sigma = 0.946$ mho/m; $\epsilon_r = 54.303$; $\rho = 1000$ kg/m³

Phantom section: Flat Section

Measurement Standard: DASYS (IEEE/IEC/ANSI C63.19-2007)

DASY5 Configuration

Probe: EX3DV4 - SN3825; ConvF(9.61, 9.61, 9.61); Calibrated: 2011/12/16

Sensor-Surface: 2mm (Mechanical Surface Detection)

Electronics: DAE4 Sn509; Calibrated: 2011/07/20

Phantom: ELI 4.0; Type: QDOVA001BA;

Measurement SW: DASYS2, Version 52.8 (0);

Area Scan (81x121x1): Measurement grid: dx=15mm, dy=15mm

[Info: Interpolated medium parameters used for SAR evaluation.](#)

Maximum value of SAR (interpolated) = 0.741 mW/g

Zoom Scan (7x7x7)/Cube 0: Measurement grid: dx=5mm, dy=5mm, dz=5mm

Reference Value = 8.028 V/m; Power Drift = -0.06 dB

Peak SAR (extrapolated) = 1.0420

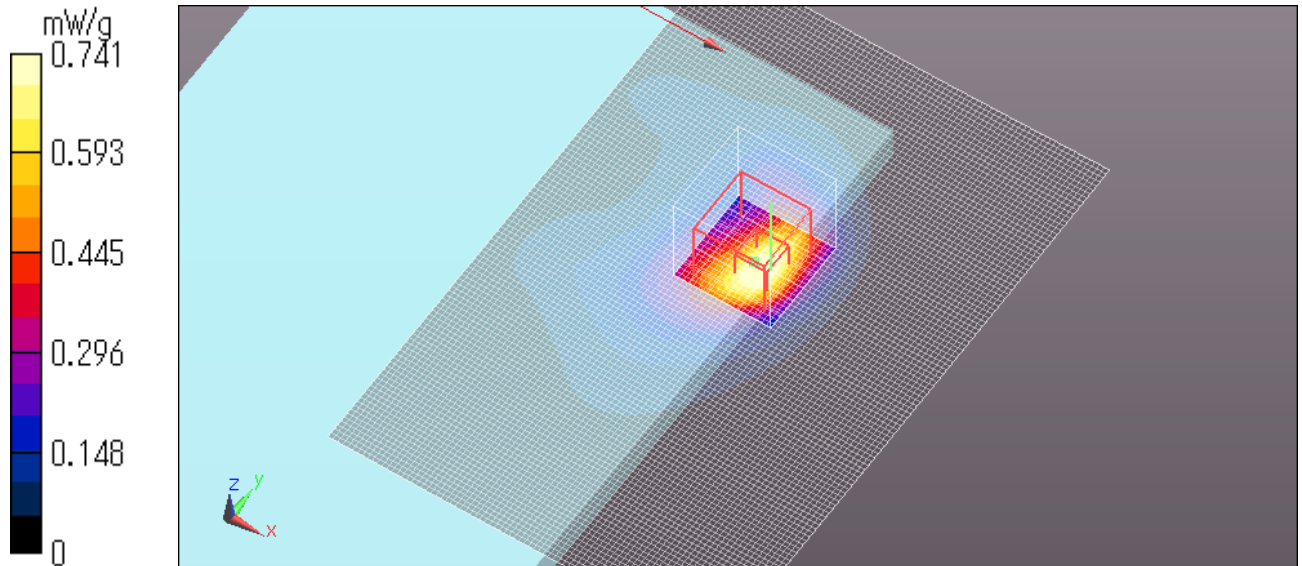
SAR(1 g) = 0.568 mW/g; SAR(10 g) = 0.311 mW/g

[Info: Interpolated medium parameters used for SAR evaluation.](#)

Maximum value of SAR (measured) = 0.789 mW/g

Date: 2012/03/07

Ambient Temp. : 24.0 degree.C. Liquid Temp.; 23.5 degree.C.



UL Japan, Inc.

Head Office EMC Lab.

4383-326 Asama-cho, Ise-shi, Mie-ken 516-0021 JAPAN

Telephone: +81 596 24 8116

Facsimile: +81 596 24 8124

Z Scan at maximum Body SAR in WCDMA Band V

GT-P5100 WCDMA band V 12.2k RMC Rear 0mm 826.4MHz

Communication System: WCDMA V 835M; Communication System Band: WCDMA V band; Frequency: 826.4 MHz; Duty Cycle: 1:1

Medium parameters used (interpolated): $f = 826.4$ MHz; $\sigma = 0.946$ mho/m; $\epsilon_r = 54.303$; $\rho = 1000$ kg/m³

Phantom section: Flat Section

Measurement Standard: DASY5 (IEEE/IEC/ANSI C63.19-2007)

DASY5 Configuration

Probe: EX3DV4 - SN3825; ConvF(9.61, 9.61, 9.61); Calibrated: 2011/12/16

Sensor-Surface: 2mm (Mechanical Surface Detection)

Electronics: DAE4 Sn509; Calibrated: 2011/07/20

Phantom: ELI 4.0; Type: QDOVA001BA;

Measurement SW: DASY52, Version 52.8 (0);

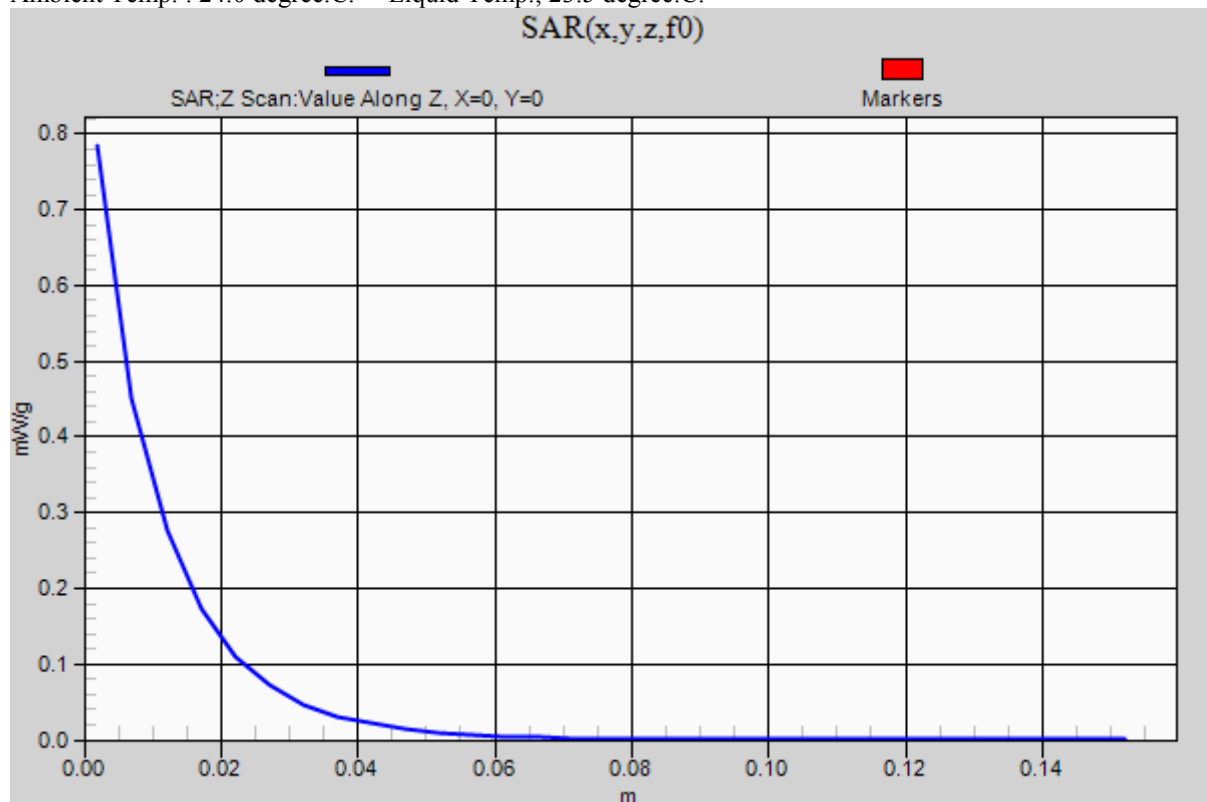
Z Scan (1x1x31): Measurement grid: dx=20mm, dy=20mm, dz=5mm

Info: [Interpolated medium parameters used for SAR evaluation.](#)

Maximum value of SAR (measured) = 0.784 mW/g

Date: 2012/03/07

Ambient Temp. : 24.0 degree.C. Liquid Temp.: 23.5 degree.C.



UL Japan, Inc.

Head Office EMC Lab.

4383-326 Asama-cho, Ise-shi, Mie-ken 516-0021 JAPAN

Telephone: +81 596 24 8116

Facsimile: +81 596 24 8124

GT-P5100 WCDMA band V 12.2k RMC Right edge 0mm 826.4MHz

Communication System: WCDMA V 835M; Communication System Band: WCDMA V band; Frequency: 826.4 MHz; Duty Cycle: 1:1

Medium parameters used (interpolated): $f = 826.4$ MHz; $\sigma = 0.946$ mho/m; $\epsilon_r = 54.303$; $\rho = 1000$ kg/m³

Phantom section: Flat Section

Measurement Standard: DASY5 (IEEE/IEC/ANSI C63.19-2007)

DASY5 Configuration

Probe: EX3DV4 - SN3825; ConvF(9.61, 9.61, 9.61); Calibrated: 2011/12/16

Sensor-Surface: 2mm (Mechanical Surface Detection)

Electronics: DAE4 Sn509; Calibrated: 2011/07/20

Phantom: ELI 4.0; Type: QDOVA001BA;

Measurement SW: DASY52, Version 52.8 (0);

Area Scan (61x151x1): Measurement grid: dx=15mm, dy=15mm

[Info: Interpolated medium parameters used for SAR evaluation.](#)

Maximum value of SAR (interpolated) = 0.242 mW/g

Zoom Scan (7x7x7)/Cube 0: Measurement grid: dx=5mm, dy=5mm, dz=5mm

Reference Value = 10.595 V/m; Power Drift = -0.08 dB

Peak SAR (extrapolated) = 0.2830

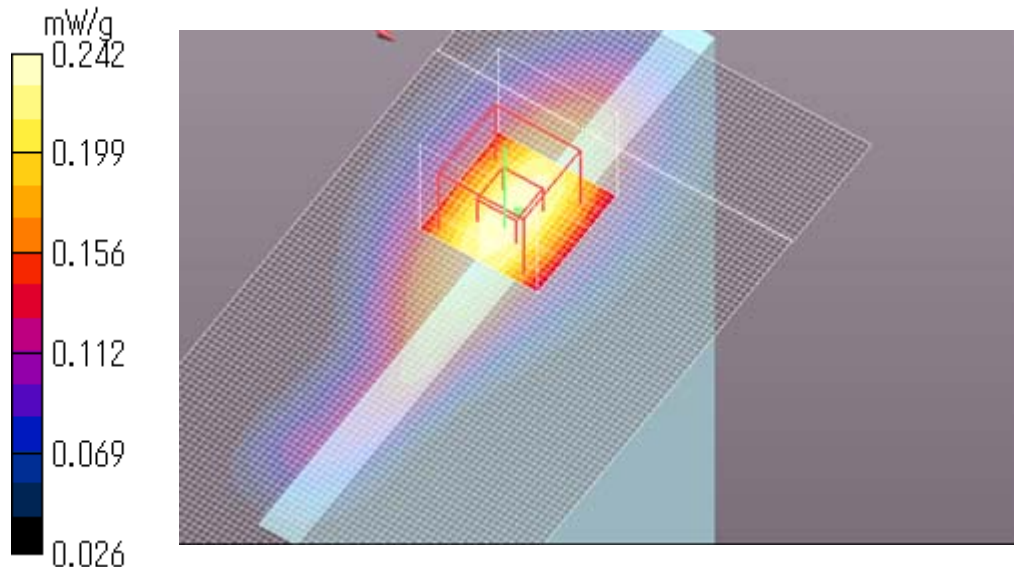
SAR(1 g) = 0.195 mW/g; SAR(10 g) = 0.132 mW/g

[Info: Interpolated medium parameters used for SAR evaluation.](#)

Maximum value of SAR (measured) = 0.242 mW/g

Date: 2012/03/07

Ambient Temp. : 24.0 degree.C. Liquid Temp.; 23.5 degree.C.



GT-P5100 WCDMA band V 12.2k RMC Top edge 8mm 826.4MHz

Communication System: WCDMA V 835M; Communication System Band: WCDMA V band; Frequency: 826.4 MHz; Duty Cycle: 1:1

Medium parameters used (interpolated): $f = 826.4$ MHz; $\sigma = 0.95$ mho/m; $\epsilon_r = 53.158$; $\rho = 1000$ kg/m³

Phantom section: Flat Section

Measurement Standard: DASYS (IEEE/IEC/ANSI C63.19-2007)

DASY5 Configuration

Probe: EX3DV4 - SN3825; ConvF(9.61, 9.61, 9.61); Calibrated: 2011/12/16

Sensor-Surface: 2mm (Mechanical Surface Detection)

Electronics: DAE4 Sn509; Calibrated: 2011/07/20

Phantom: ELI 4.0; Type: QDOVA001BA;

Measurement SW: DASYS2, Version 52.8 (0);

Area Scan (61x161x1): Measurement grid: dx=15mm, dy=15mm

[Info: Interpolated medium parameters used for SAR evaluation.](#)

Maximum value of SAR (interpolated) = 0.423 mW/g

Zoom Scan (7x7x7)/Cube 0: Measurement grid: dx=5mm, dy=5mm, dz=5mm

Reference Value = 16.410 V/m; Power Drift = 0.12 dB

Peak SAR (extrapolated) = 0.4980

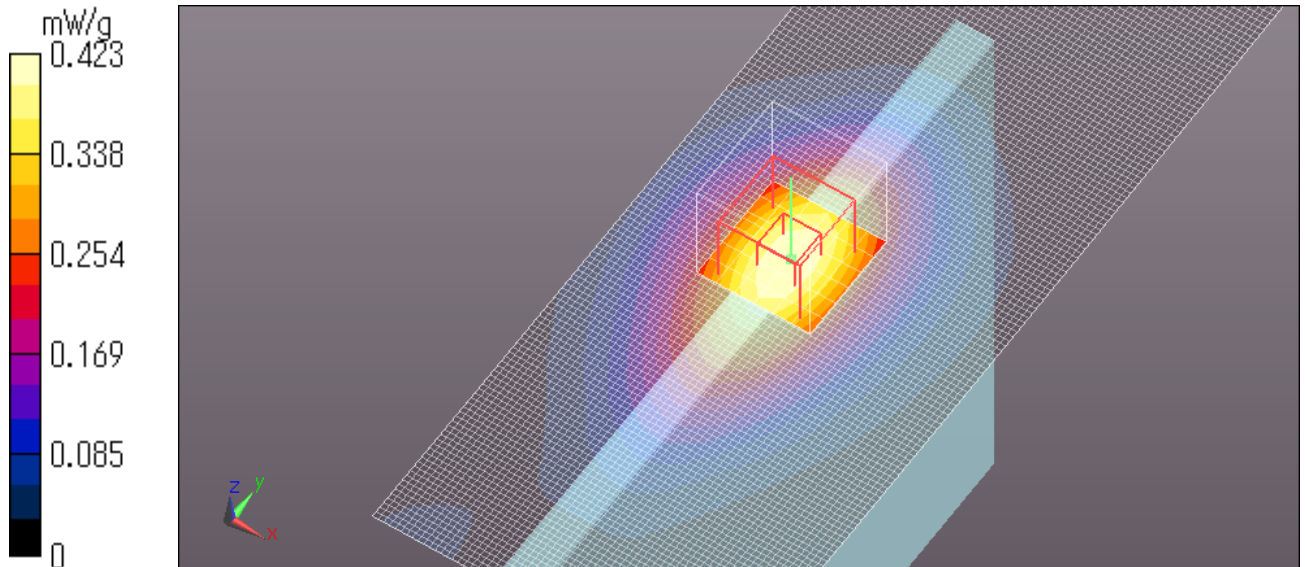
SAR(1 g) = 0.348 mW/g; SAR(10 g) = 0.237 mW/g

[Info: Interpolated medium parameters used for SAR evaluation.](#)

Maximum value of SAR (measured) = 0.430 mW/g

Date: 2012/03/09

Ambient Temp. : 24.0 degree.C. Liquid Temp.; 23.5 degree.C.



GT-P5100 WCDMA band V 12.2k RMC Top edge 0mm 826.4MHz

Communication System: WCDMA V 835M; Communication System Band: WCDMA V band; Frequency: 826.4 MHz; Duty Cycle: 1:1

Medium parameters used (interpolated): $f = 826.4$ MHz; $\sigma = 0.946$ mho/m; $\epsilon_r = 54.303$; $\rho = 1000$ kg/m³

Phantom section: Flat Section

Measurement Standard: DASY5 (IEEE/IEC/ANSI C63.19-2007)

DASY5 Configuration

Probe: EX3DV4 - SN3825; ConvF(9.61, 9.61, 9.61); Calibrated: 2011/12/16

Sensor-Surface: 2mm (Mechanical Surface Detection)

Electronics: DAE4 Sn509; Calibrated: 2011/07/20

Phantom: ELI 4.0; Type: QDOVA001BA;

Measurement SW: DASY52, Version 52.8 (0);

Area Scan (61x161x1): Measurement grid: dx=15mm, dy=15mm

[Info: Interpolated medium parameters used for SAR evaluation.](#)

Maximum value of SAR (interpolated) = 0.167 mW/g

Zoom Scan (7x7x7)/Cube 0: Measurement grid: dx=5mm, dy=5mm, dz=5mm

Reference Value = 13.535 V/m; Power Drift = 0.01 dB

Peak SAR (extrapolated) = 0.2240

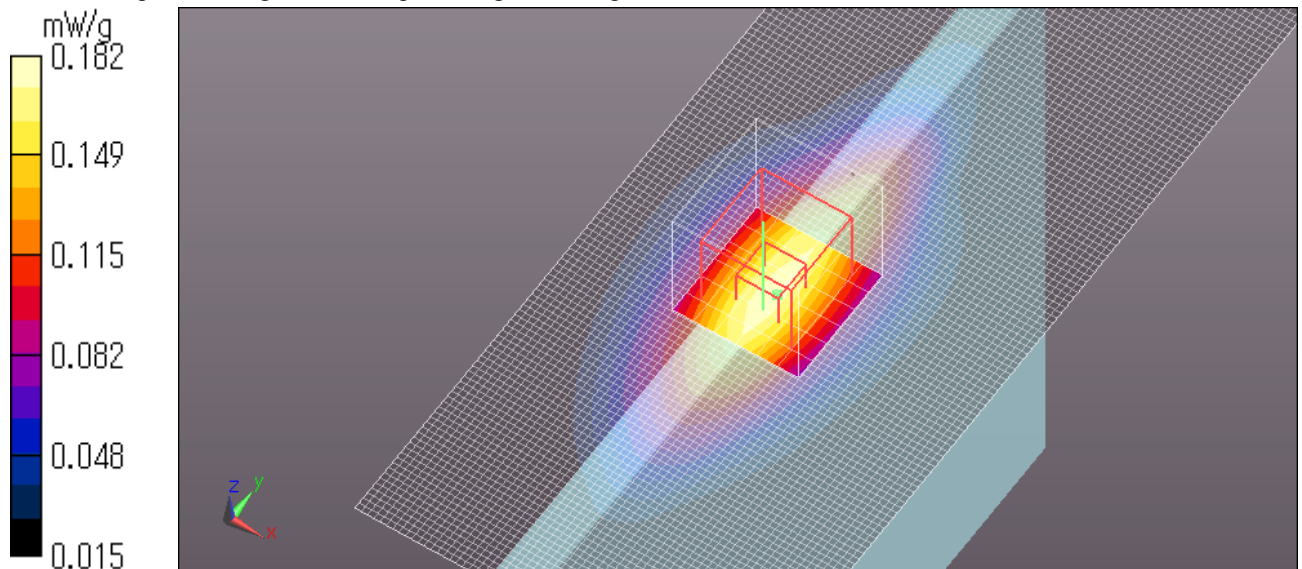
SAR(1 g) = 0.139 mW/g; SAR(10 g) = 0.090 mW/g

[Info: Interpolated medium parameters used for SAR evaluation.](#)

Maximum value of SAR (measured) = 0.182 mW/g

Date: 2012/03/07

Ambient Temp. : 24.0 degree.C. Liquid Temp.; 23.5 degree.C.



GT-P5100 WCDMA band V 12.2k RMC WWAN antenna Top vertex 0mm Right 45 degree 826.4MHz

Communication System: WCDMA V 835M; Communication System Band: WCDMA V band; Frequency: 826.4 MHz; Duty Cycle: 1:1

Medium parameters used (interpolated): $f = 826.4$ MHz; $\sigma = 0.946$ mho/m; $\epsilon_r = 54.303$; $\rho = 1000$ kg/m³

Phantom section: Flat Section

Measurement Standard: DASY5 (IEEE/IEC/ANSI C63.19-2007)

DASY5 Configuration

Probe: EX3DV4 - SN3825; ConvF(9.61, 9.61, 9.61); Calibrated: 2011/12/16

Sensor-Surface: 2mm (Mechanical Surface Detection)

Electronics: DAE4 Sn509; Calibrated: 2011/07/20

Phantom: ELI 4.0; Type: QDOVA001BA;

Measurement SW: DASY52, Version 52.8 (0);

Area Scan (61x141x1): Measurement grid: dx=15mm, dy=15mm

[Info: Interpolated medium parameters used for SAR evaluation.](#)

Maximum value of SAR (interpolated) = 0.070 mW/g

Zoom Scan (7x7x7)/Cube 0: Measurement grid: dx=5mm, dy=5mm, dz=5mm

Reference Value = 7.858 V/m; Power Drift = -0.10 dB

Peak SAR (extrapolated) = 0.1290

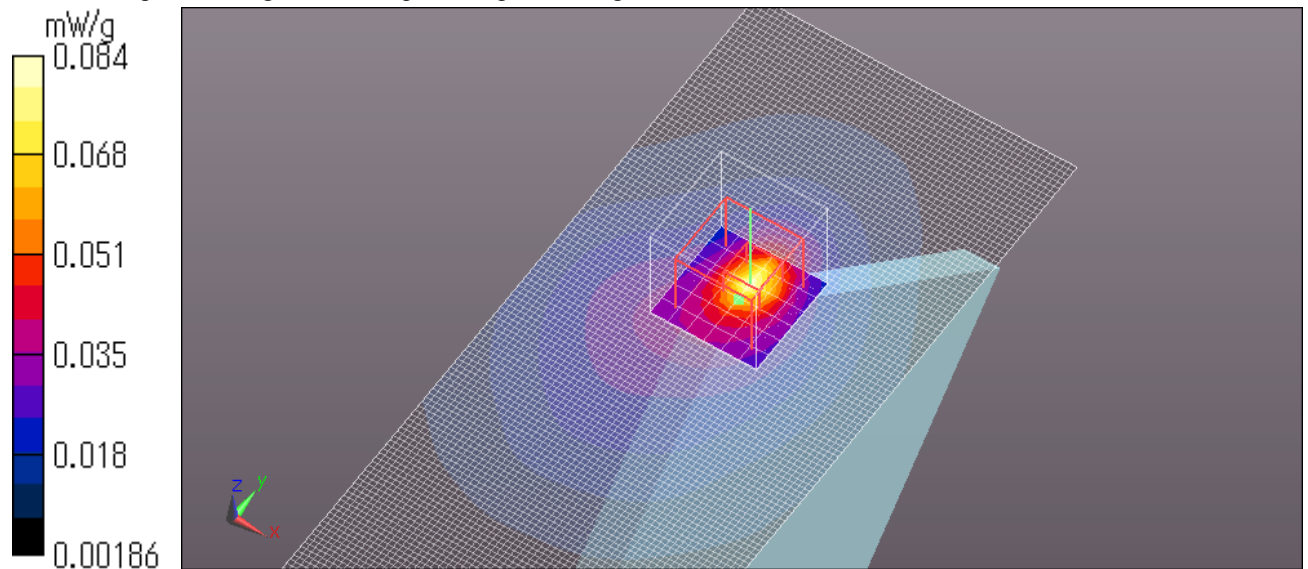
SAR(1 g) = 0.048 mW/g; SAR(10 g) = 0.025 mW/g

[Info: Interpolated medium parameters used for SAR evaluation.](#)

Maximum value of SAR (measured) = 0.084 mW/g

Date: 2012/03/07

Ambient Temp. : 24.0 degree.C. Liquid Temp.; 23.5 degree.C.



iv) **WCDMA Band II Body**

GT-P5100 WCDMA band II 12.2k RMC Rear 8mm 1880MHz

Communication System: WCDMA Bnad II; Communication System Band: WCDMA II; Frequency: 1880 MHz;Duty Cycle: 1:1

Medium parameters used: $f = 1880$ MHz; $\sigma = 1.537$ mho/m; $\epsilon_r = 50.912$; $\rho = 1000$ kg/m³

Phantom section: Flat Section

Measurement Standard: DASYS (IEEE/IEC/ANSI C63.19-2007)

DASY5 Configuration

Probe: EX3DV4 - SN3825; ConvF(7.48, 7.48, 7.48); Calibrated: 2011/12/16

Sensor-Surface: 2mm (Mechanical Surface Detection (Locations From Previous Scan Used)), Sensor-Surface: 2mm (Mechanical Surface Detection)

Electronics: DAE4 Sn509; Calibrated: 2011/07/20

Phantom: ELI 4.0; Type: QDOVA001BA;

Measurement SW: DASYS2, Version 52.8 (0);

Area Scan (101x121x1): Measurement grid: dx=15mm, dy=15mm

Maximum value of SAR (interpolated) = 1.051 mW/g

Zoom Scan (7x7x7)/Cube 0: Measurement grid: dx=5mm, dy=5mm, dz=5mm

Reference Value = 10.610 V/m; Power Drift = -0.09 dB

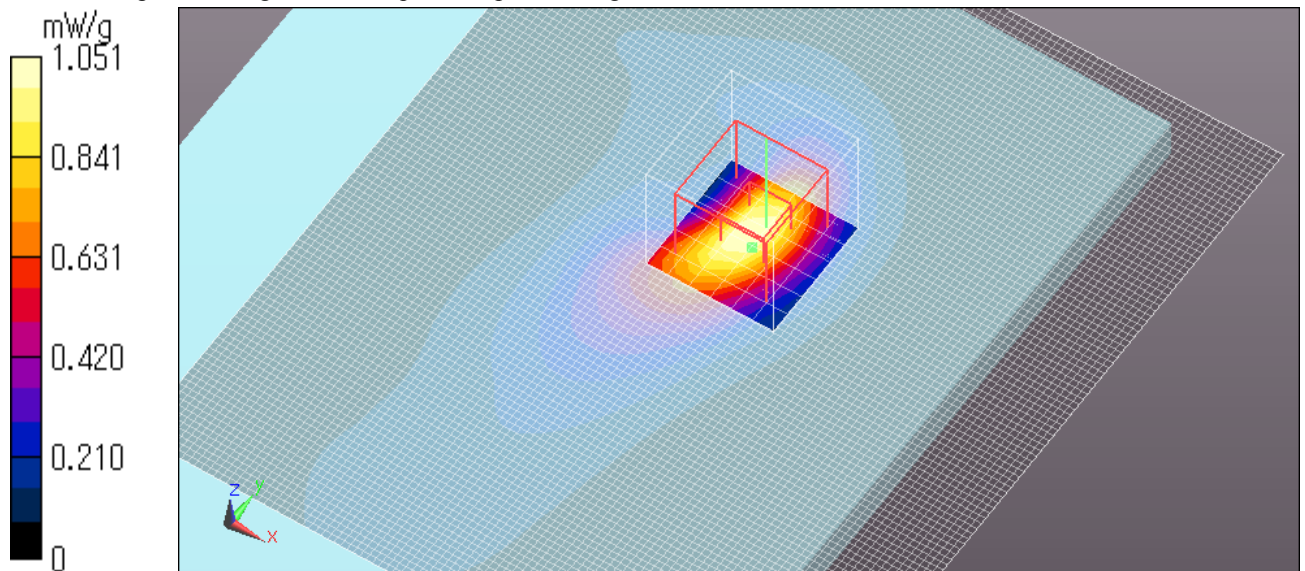
Peak SAR (extrapolated) = 1.3860

SAR(1 g) = 0.756 mW/g; SAR(10 g) = 0.383 mW/g

Maximum value of SAR (measured) = 1.051 mW/g

Date: 2012/03/08

Ambient Temp. : 24.0 degree.C. Liquid Temp.; 23.5 degree.C.



UL Japan, Inc.

Head Office EMC Lab.

4383-326 Asama-cho, Ise-shi, Mie-ken 516-0021 JAPAN

Telephone: +81 596 24 8116

Facsimile: +81 596 24 8124

Z Scan at maximum Body SAR in WCDMA Band II

GT-P5100 WCDMA band II 12.2k RMC Rear 8mm 1880MHz

Communication System: WCDMA Bnad II; Communication System Band: WCDMA II; Frequency: 1880 MHz;Duty Cycle: 1:1

Medium parameters used: $f = 1880$ MHz; $\sigma = 1.537$ mho/m; $\epsilon_r = 50.912$; $\rho = 1000$ kg/m³

Phantom section: Flat Section

Measurement Standard: DASYS (IEEE/IEC/ANSI C63.19-2007)

DASY5 Configuration

Probe: EX3DV4 - SN3825; ConvF(7.48, 7.48, 7.48); Calibrated: 2011/12/16

Sensor-Surface: 2mm (Mechanical Surface Detection)

Electronics: DAE4 Sn509; Calibrated: 2011/07/20

Phantom: ELI 4.0; Type: QDOVA001BA;

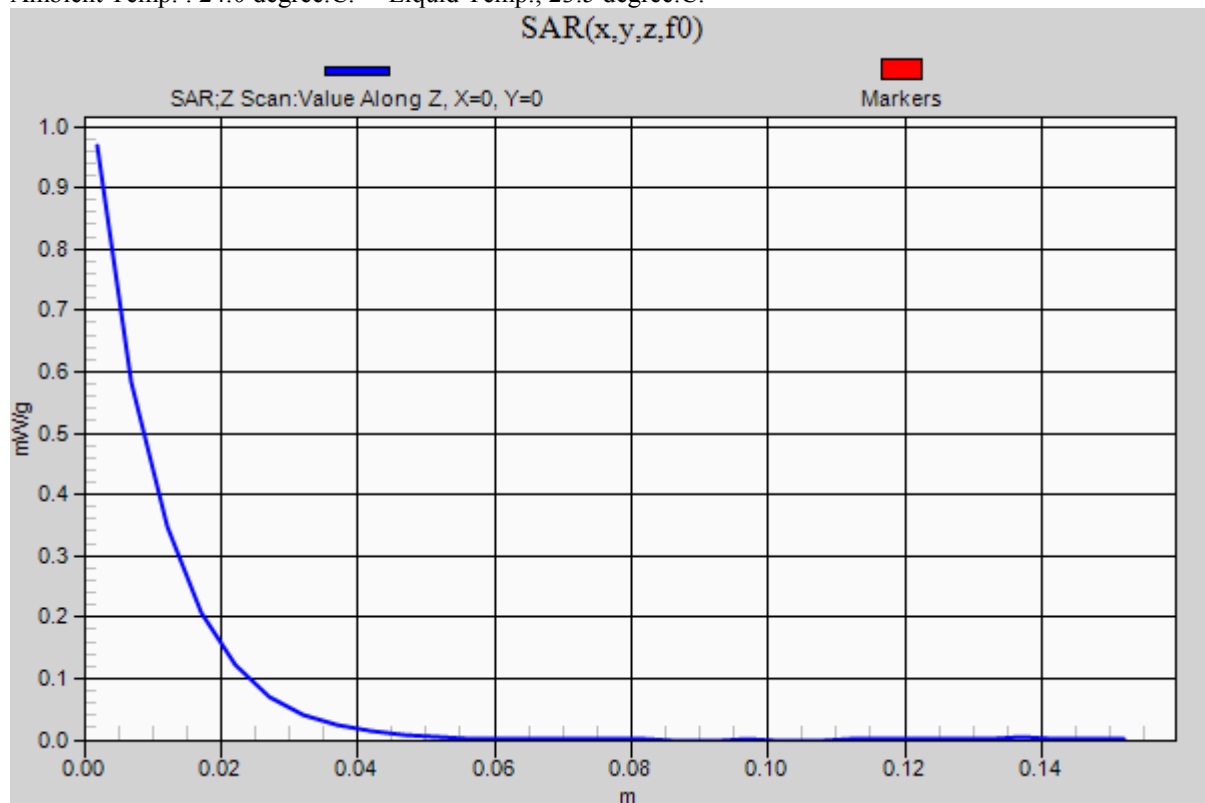
Measurement SW: DASYS2, Version 52.8 (0);

above 1 GHz/Rear Separation8mm Mid 2/Z Scan (1x1x31): Measurement grid: dx=20mm, dy=20mm, dz=5mm

Maximum value of SAR (measured) = 0.968 mW/g

Date: 2012/03/08

Ambient Temp. : 24.0 degree.C. Liquid Temp.: 23.5 degree.C.



UL Japan, Inc.

Head Office EMC Lab.

4383-326 Asama-cho, Ise-shi, Mie-ken 516-0021 JAPAN

Telephone: +81 596 24 8116

Facsimile: +81 596 24 8124

GT-P5100 WCDMA band II 12.2k RMC Rear 0mm 1880MHz

Communication System: WCDMA Bnad II; Communication System Band: WCDMA II; Frequency: 1880 MHz;Duty Cycle: 1:1

Medium parameters used: $f = 1880$ MHz; $\sigma = 1.572$ mho/m; $\epsilon_r = 51$; $\rho = 1000$ kg/m³

Phantom section: Flat Section

Measurement Standard: DASY5 (IEEE/IEC/ANSI C63.19-2007)

DASY5 Configuration

Probe: EX3DV4 - SN3825; ConvF(7.48, 7.48, 7.48); Calibrated: 2011/12/16

Sensor-Surface: 2mm (Mechanical Surface Detection)

Electronics: DAE4 Sn509; Calibrated: 2011/07/20

Phantom: ELI 4.0; Type: QDOVA001BA;

Measurement SW: DASY52, Version 52.8 (0);

Area Scan (81x121x1): Measurement grid: dx=15mm, dy=15mm

Maximum value of SAR (interpolated) = 0.968 mW/g

Zoom Scan (7x7x7)/Cube 0: Measurement grid: dx=5mm, dy=5mm, dz=5mm

Reference Value = 5.960 V/m; Power Drift = -0.13 dB

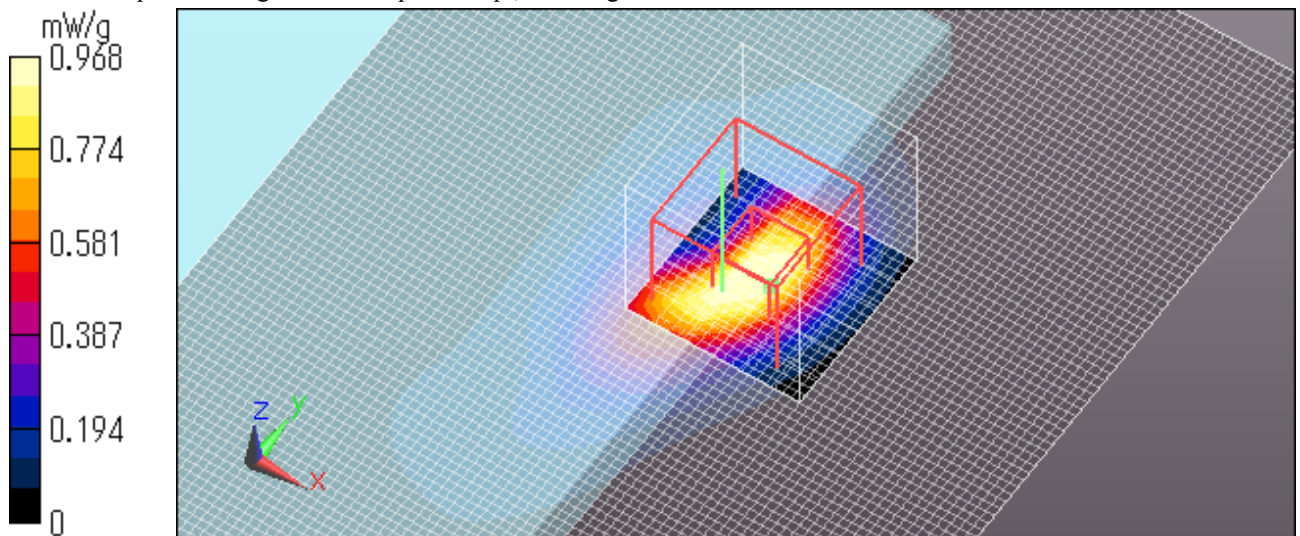
Peak SAR (extrapolated) = 1.4920

SAR(1 g) = 0.661 mW/g; SAR(10 g) = 0.286 mW/g

Maximum value of SAR (measured) = 0.987 mW/g

Date: 2012/03/05

Ambient Temp. : 24.0 degree.C. Liquid Temp.; 23.5 degree.C.



GT-P5100 WCDMA band II 12.2k RMC Right edge 0mm 1880MHz

Communication System: WCDMA Bnad II; Communication System Band: WCDMA II; Frequency: 1880 MHz;Duty Cycle: 1:1

Medium parameters used: $f = 1880$ MHz; $\sigma = 1.572$ mho/m; $\epsilon_r = 51$; $\rho = 1000$ kg/m³

Phantom section: Flat Section

Measurement Standard: DASY5 (IEEE/IEC/ANSI C63.19-2007)

DASY5 Configuration

Probe: EX3DV4 - SN3825; ConvF(7.48, 7.48, 7.48); Calibrated: 2011/12/16

Sensor-Surface: 2mm (Mechanical Surface Detection)

Electronics: DAE4 Sn509; Calibrated: 2011/07/20

Phantom: ELI 4.0; Type: QDOVA001BA;

Measurement SW: DASY52, Version 52.8 (0);

Area Scan (61x131x1): Measurement grid: dx=15mm, dy=15mm

Maximum value of SAR (interpolated) = 0.094 mW/g

Zoom Scan (7x7x7)/Cube 0: Measurement grid: dx=5mm, dy=5mm, dz=5mm

Reference Value = 7.605 V/m; Power Drift = -0.15 dB

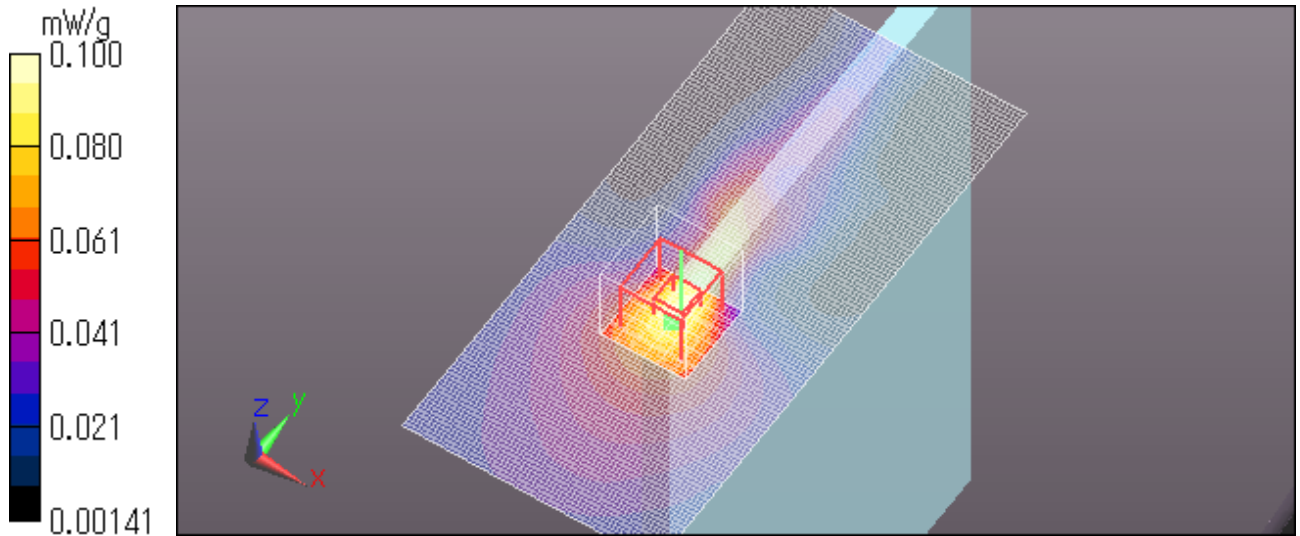
Peak SAR (extrapolated) = 0.1240

SAR(1 g) = 0.072 mW/g; SAR(10 g) = 0.042 mW/g

Maximum value of SAR (measured) = 0.100 mW/g

Date: 2012/03/05

Ambient Temp. : 24.0 degree.C. Liquid Temp.; 23.5 degree.C.



GT-P5100 WCDMA band II 12.2k RMC Top edge 8mm 1880MHz

Communication System: WCDMA Bnad II; Communication System Band: WCDMA II; Frequency: 1880 MHz;Duty Cycle: 1:1

Medium parameters used: $f = 1880$ MHz; $\sigma = 1.537$ mho/m; $\epsilon_r = 50.912$; $\rho = 1000$ kg/m³

Phantom section: Flat Section

Measurement Standard: DASY5 (IEEE/IEC/ANSI C63.19-2007)

DASY5 Configuration

Probe: EX3DV4 - SN3825; ConvF(7.48, 7.48, 7.48); Calibrated: 2011/12/16

Sensor-Surface: 2mm (Mechanical Surface Detection (Locations From Previous Scan Used)), Sensor-Surface: 2mm (Mechanical Surface Detection)

Electronics: DAE4 Sn509; Calibrated: 2011/07/20

Phantom: ELI 4.0; Type: QDOVA001BA;

Measurement SW: DASY52, Version 52.8 (0);

Area Scan (61x161x1): Measurement grid: dx=15mm, dy=15mm

Maximum value of SAR (interpolated) = 0.942 mW/g

Zoom Scan (7x7x7)/Cube 0: Measurement grid: dx=5mm, dy=5mm, dz=5mm

Reference Value = 11.890 V/m; Power Drift = -0.04 dB

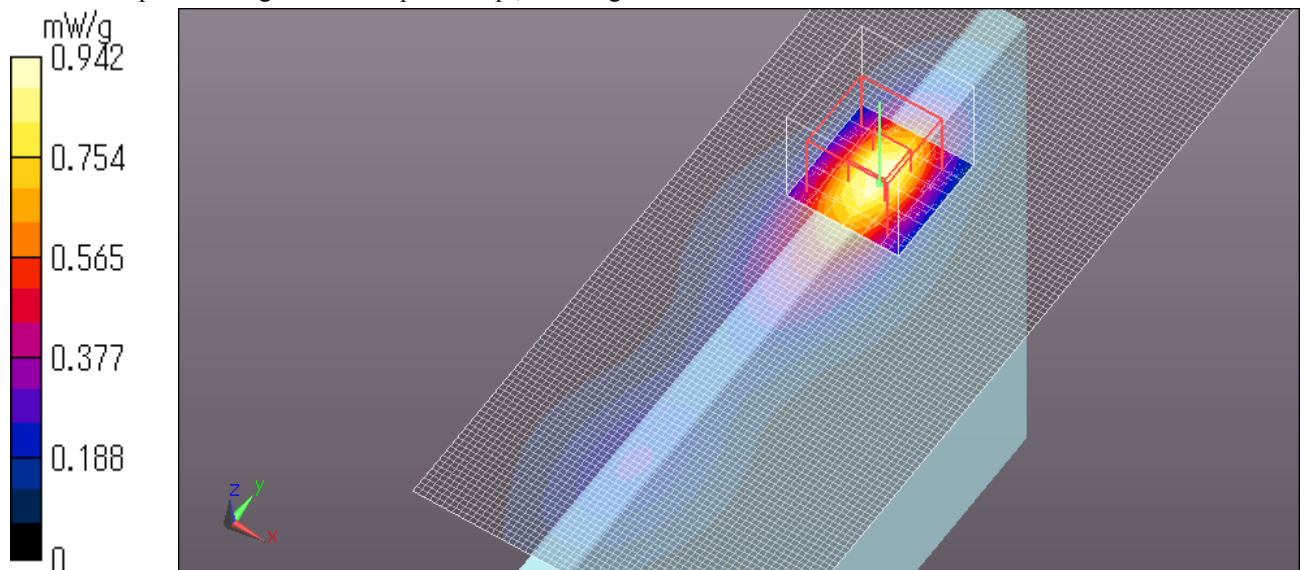
Peak SAR (extrapolated) = 1.1980

SAR(1 g) = 0.679 mW/g; SAR(10 g) = 0.358 mW/g

Maximum value of SAR (measured) = 0.949 mW/g

Date: 2012/03/08

Ambient Temp. : 24.0 degree.C. Liquid Temp.; 23.5 degree.C.



GT-P5100 WCDMA band II 12.2k RMC Top edge 0mm 1880MHz

Communication System: WCDMA Bnad II; Communication System Band: WCDMA II; Frequency: 1880 MHz;Duty Cycle: 1:1

Medium parameters used: $f = 1880$ MHz; $\sigma = 1.572$ mho/m; $\epsilon_r = 51$; $\rho = 1000$ kg/m³

Phantom section: Flat Section

Measurement Standard: DASY5 (IEEE/IEC/ANSI C63.19-2007)

DASY5 Configuration

Probe: EX3DV4 - SN3825; ConvF(7.48, 7.48, 7.48); Calibrated: 2011/12/16

Sensor-Surface: 2mm (Mechanical Surface Detection (Locations From Previous Scan Used)), Sensor-Surface: 2mm (Mechanical Surface Detection)

Electronics: DAE4 Sn509; Calibrated: 2011/07/20

Phantom: ELI 4.0; Type: QDOVA001BA;

Measurement SW: DASY52, Version 52.8 (0);

Area Scan (61x161x1): Measurement grid: dx=15mm, dy=15mm

Maximum value of SAR (interpolated) = 0.695 mW/g

Zoom Scan (7x7x7)/Cube 0: Measurement grid: dx=5mm, dy=5mm, dz=5mm

Reference Value = 11.327 V/m; Power Drift = -0.00013 dB

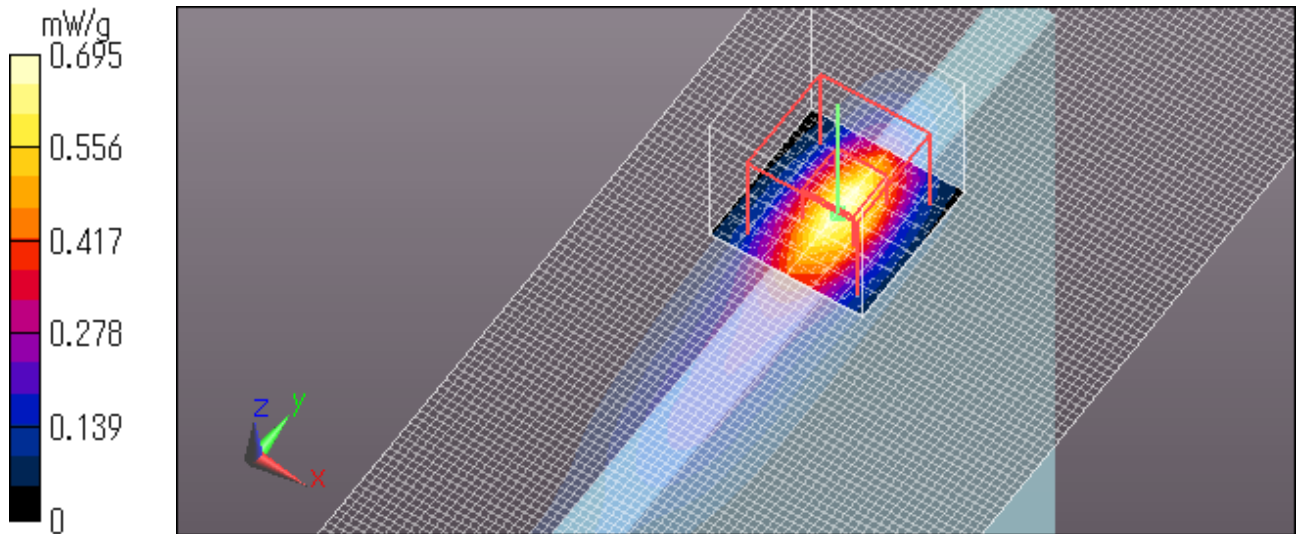
Peak SAR (extrapolated) = 0.9680

SAR(1 g) = 0.452 mW/g; SAR(10 g) = 0.198 mW/g

Maximum value of SAR (measured) = 0.714 mW/g

Date: 2012/03/05

Ambient Temp. : 24.0 degree.C. Liquid Temp.; 23.5 degree.C.



GT-P5100 WCDMA band II 12.2k RMC WWAN antenna Top vertex 0mm Right 45 degree 1880MHz

Communication System: WCDMA Bnad II; Communication System Band: WCDMA II; Frequency: 1880 MHz;Duty Cycle: 1:1

Medium parameters used: $f = 1880$ MHz; $\sigma = 1.572$ mho/m; $\epsilon_r = 51$; $\rho = 1000$ kg/m³

Phantom section: Flat Section

Measurement Standard: DASYS (IEEE/IEC/ANSI C63.19-2007)

DASY5 Configuration

Probe: EX3DV4 - SN3825; ConvF(7.48, 7.48, 7.48); Calibrated: 2011/12/16

Sensor-Surface: 2mm (Mechanical Surface Detection)

Electronics: DAE4 Sn509; Calibrated: 2011/07/20

Phantom: ELI 4.0; Type: QDOVA001BA;

Measurement SW: DASYS2, Version 52.8 (0);

Area Scan (61x141x1): Measurement grid: dx=15mm, dy=15mm

Maximum value of SAR (interpolated) = 0.215 mW/g

Zoom Scan (7x7x7)/Cube 0: Measurement grid: dx=5mm, dy=5mm, dz=5mm

Reference Value = 10.696 V/m; Power Drift = -0.14 dB

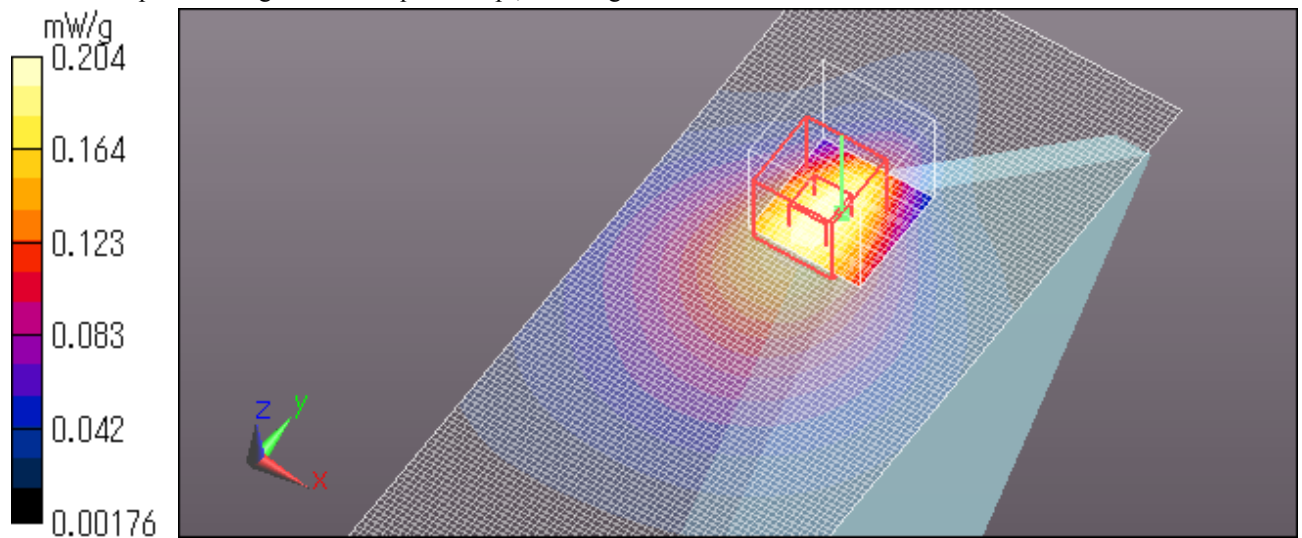
Peak SAR (extrapolated) = 0.2530

SAR(1 g) = 0.156 mW/g; SAR(10 g) = 0.093 mW/g

Maximum value of SAR (measured) = 0.204 mW/g

Date: 2012/03/05

Ambient Temp. : 24.0 degree.C. Liquid Temp.; 23.5 degree.C.



UL Japan, Inc.

Head Office EMC Lab.

4383-326 Asama-cho, Ise-shi, Mie-ken 516-0021 JAPAN

Telephone: +81 596 24 8116

Facsimile: +81 596 24 8124