

APPENDIX 1 : SAR Measurement data

1. Evaluation procedure

The evaluation was performed with the following procedure:

Step 1: Measurement of the E-field at a fixed location above the ear point or central position of flat phantom was used as a reference value for assessing the power drop.

Step 2: The SAR distribution at the exposed side of head or body position was measured at a distance of each device from the inner surface of the shell. The area covered the entire dimension of the antenna of EUT and the horizontal grid spacing was 15 mm x 15 mm for below 3GHz. (or 10mm x 10mm for above 3GHz.). Based on these data, the area of the maximum absorption was determined by spline interpolation.

Step 3: Around this point found in the Step 2 (area scan), a volume of 30mm x 30mm x 30mm or more was assessed by measuring 7 x 7 x 7 points at least for below 3GHz and a volume of 28 mm x 28mm x 22.5mm or more was assessed by measuring 8 x 8 x 10 points at least for 5GHz band.

And for any secondary peaks found in the Step2 which are within 2dB of maximum peak and not with this Step3 (Zoom scan) is repeated. On the basis of this data set, the spatial peak SAR value was evaluated under the following procedure:

(1). The data at the surface were extrapolated, since the center of the dipoles is 1mm(EX3DV3) away from the tip of the probe and the distance between the surface and the lowest measuring point is 1.3 mm. The extrapolation was based on a least square algorithm [4]. A polynomial of the fourth order was calculated through the points in z-axes.

This polynomial was then used to evaluate the points between the surface and the probe tip.

(2). The maximum interpolated value was searched with a straightforward algorithm. Around this maximum the SAR values averaged over the spatial volumes (1 g or 10 g) were computed by the 3D-Spline interpolation algorithm. The 3D-Spline is composed of three one-dimensional splines with the "Not a knot"-condition (in x, y and z-directions) [4], [5]. The volume was integrated with the trapezoidal-algorithm. One thousand points (10 x 10 x 10) were interpolated to calculate the average.

(3). All neighboring volumes were evaluated until no neighboring volume with a higher average value was found.

Step 4: Re-measurement of the E-field at the same location as in Step 1.

2. Measurement data

i) GSM850 Body

GT-P5100 GSM850 GPRS 4slots Rear 7mm 848.8MHz

Communication System: GSM850; Communication System Band: Exported from older format (data unavailable - please correct).; Frequency: 848.8 MHz; Duty Cycle: 1:2.09894

Medium parameters used (interpolated): $f = 848.8$ MHz; $\sigma = 0.978$ mho/m; $\epsilon_r = 53.037$; $\rho = 1000$ kg/m³

Phantom section: Flat Section

Measurement Standard: DASYS (IEEE/IEC/ANSI C63.19-2007)

DASY5 Configuration

Probe: EX3DV4 - SN3825; ConvF(9.61, 9.61, 9.61); Calibrated: 2011/12/16

Sensor-Surface: 2mm (Mechanical Surface Detection)

Electronics: DAE4 Sn509; Calibrated: 2011/07/20

Phantom: ELI 4.0; Type: QDOVA001BA;

Measurement SW: DASYS2, Version 52.8 (0);

Area Scan (81x121x1): Measurement grid: dx=15mm, dy=15mm

[Info: Interpolated medium parameters used for SAR evaluation.](#)

Maximum value of SAR (interpolated) = 0.617 mW/g

Zoom Scan (7x7x7)/Cube 0: Measurement grid: dx=5mm, dy=5mm, dz=5mm

Reference Value = 10.644 V/m; Power Drift = 0.06 dB

Peak SAR (extrapolated) = 0.7250

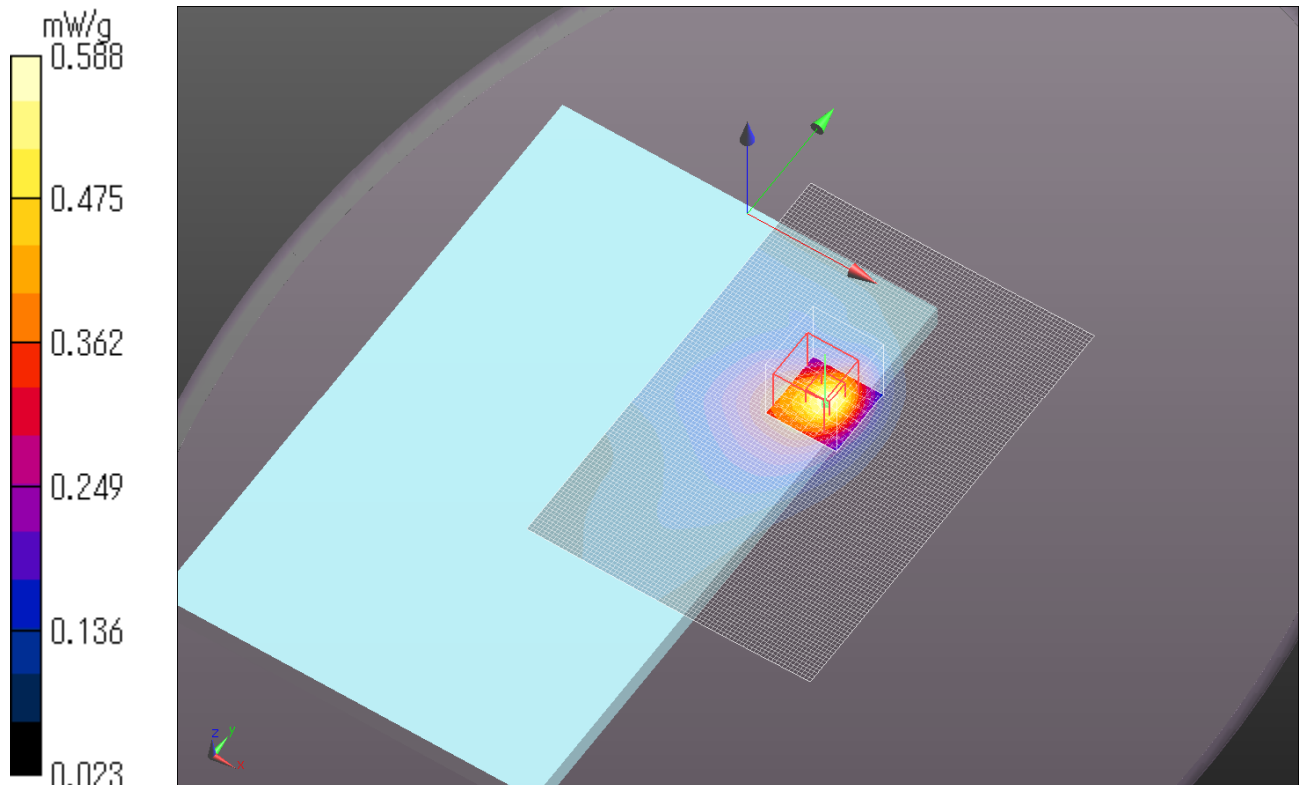
SAR(1 g) = 0.443 mW/g; SAR(10 g) = 0.267 mW/g

[Info: Interpolated medium parameters used for SAR evaluation.](#)

Maximum value of SAR (measured) = 0.588 mW/g

Date: 2012/02/15

Ambient Temp. : 24.0 degree.C. Liquid Temp.; 23.5 degree.C.



UL Japan, Inc.

Head Office EMC Lab.

4383-326 Asama-cho, Ise-shi, Mie-ken 516-0021 JAPAN

Telephone: +81 596 24 8116

Facsimile: +81 596 24 8124

GT-P5100 GSM850 GPRS 4slots Rear 0mm 848.8MHz

Communication System: GSM850; Communication System Band: Exported from older format (data unavailable - please correct).; Frequency: 848.8 MHz;Duty Cycle: 1:2.09894

Medium parameters used (interpolated): $f = 848.8$ MHz; $\sigma = 0.978$ mho/m; $\epsilon_r = 53.037$; $\rho = 1000$ kg/m³

Phantom section: Flat Section

Measurement Standard: DASYS (IEEE/IEC/ANSI C63.19-2007)

DASY5 Configuration

Probe: EX3DV4 - SN3825; ConvF(9.61, 9.61, 9.61); Calibrated: 2011/12/16

Sensor-Surface: 2mm (Mechanical Surface Detection)

Electronics: DAE4 Sn509; Calibrated: 2011/07/20

Phantom: ELI 4.0; Type: QDOVA001BA;

Measurement SW: DASYS2, Version 52.8 (0);

Area Scan (81x121x1): Measurement grid: dx=15mm, dy=15mm

[Info: Interpolated medium parameters used for SAR evaluation.](#)

Maximum value of SAR (interpolated) = 1.166 mW/g

Zoom Scan (7x7x7)/Cube 0: Measurement grid: dx=5mm, dy=5mm, dz=5mm

Reference Value = 7.749 V/m; Power Drift = -0.14 dB

Peak SAR (extrapolated) = 1.6090

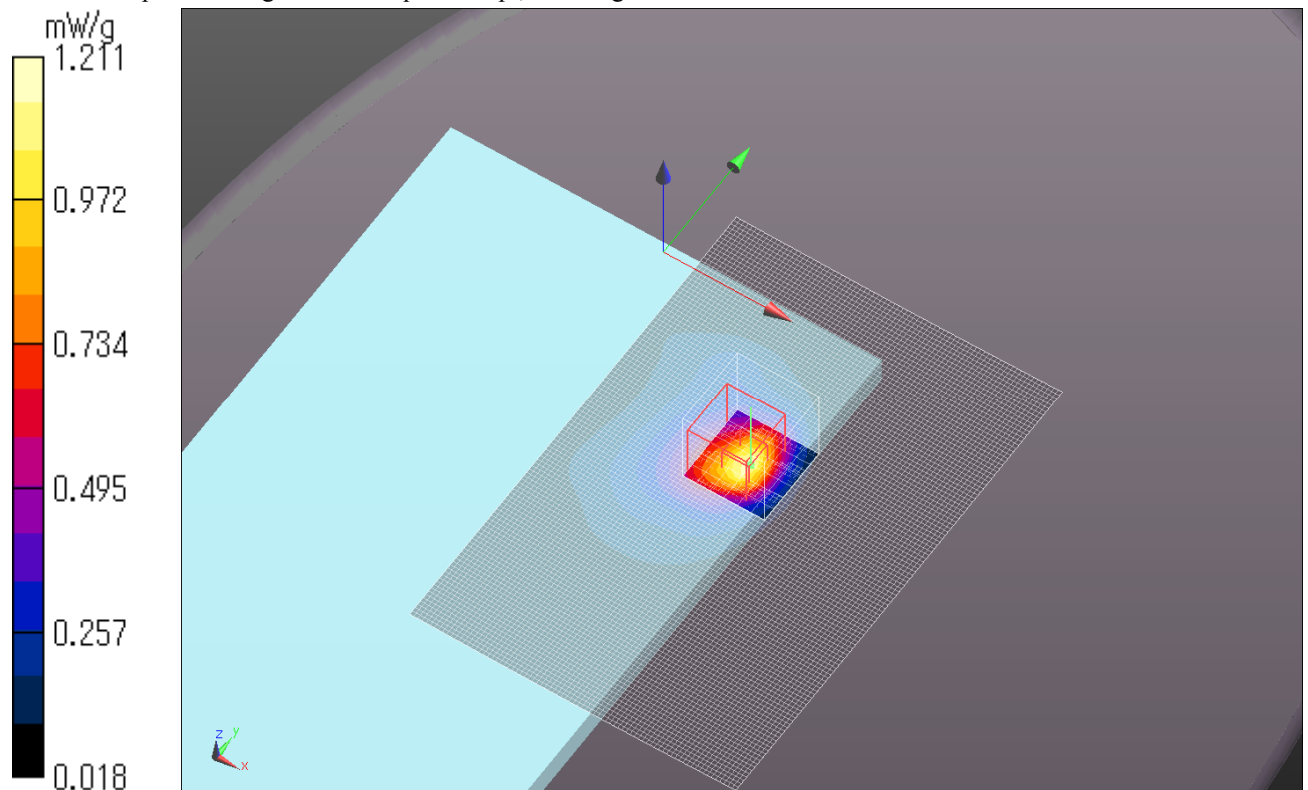
SAR(1 g) = 0.833 mW/g; SAR(10 g) = 0.447 mW/g

[Info: Interpolated medium parameters used for SAR evaluation.](#)

Maximum value of SAR (measured) = 1.211 mW/g

Date: 2012/02/15

Ambient Temp. : 24.0 degree.C. Liquid Temp.; 23.5 degree.C.



UL Japan, Inc.

Head Office EMC Lab.

4383-326 Asama-cho, Ise-shi, Mie-ken 516-0021 JAPAN

Telephone: +81 596 24 8116

Facsimile: +81 596 24 8124

Z Scan at Maximum BODY SAR position in GSM850 band

GT-P5100 GSM850 GPRS 4slots Rear 0mm 848.8MHz

Communication System: GSM850; Communication System Band: Exported from older format (data unavailable - please correct).; Frequency: 848.8 MHz; Duty Cycle: 1:2.09894

Medium parameters used (interpolated): $f = 848.8$ MHz; $\sigma = 0.978$ mho/m; $\epsilon_r = 53.037$; $\rho = 1000$ kg/m³

Phantom section: Flat Section

Measurement Standard: DASY5 (IEEE/IEC/ANSI C63.19-2007)

DASY5 Configuration

Probe: EX3DV4 - SN3825; ConvF(9.61, 9.61, 9.61); Calibrated: 2011/12/16

Sensor-Surface: 2mm (Mechanical Surface Detection)

Electronics: DAE4 Sn509; Calibrated: 2011/07/20

Phantom: ELI 4.0; Type: QDOVA001BA;

Measurement SW: DASY52, Version 52.8 (0);

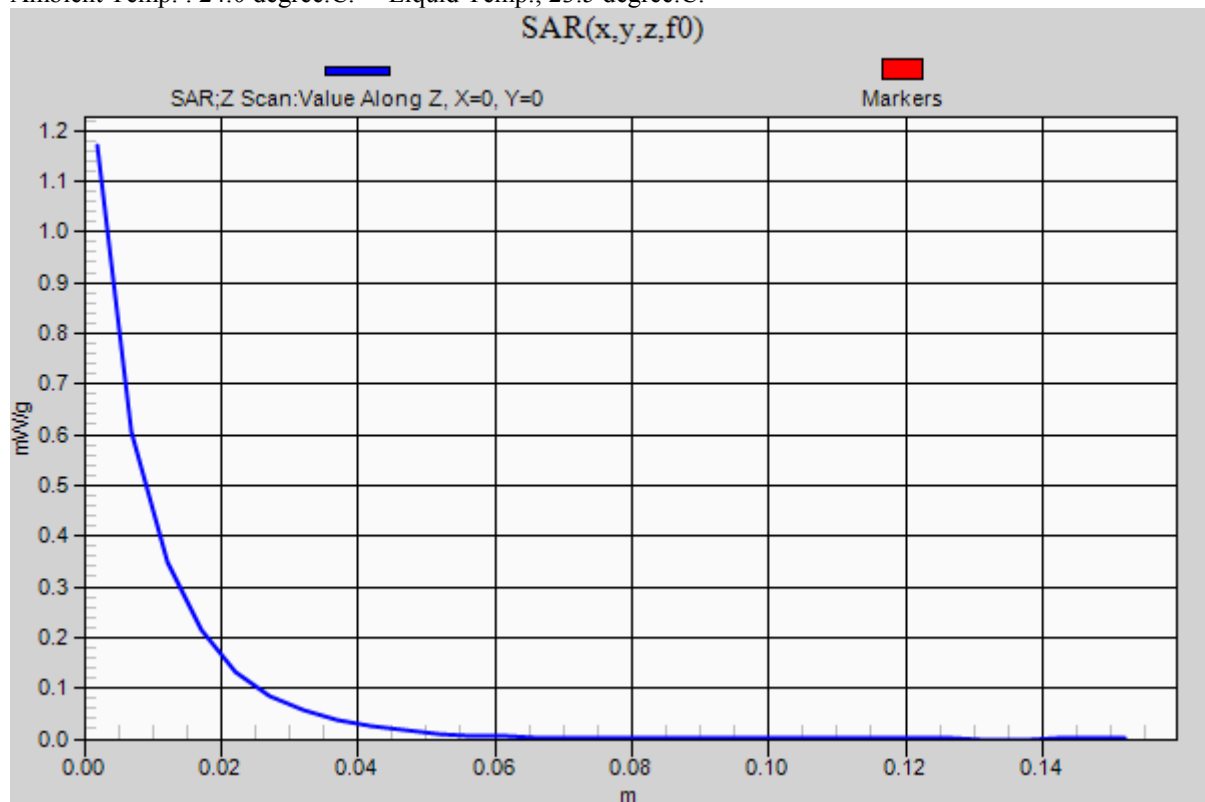
Z Scan (1x1x31): Measurement grid: dx=20mm, dy=20mm, dz=5mm

Info: [Interpolated medium parameters used for SAR evaluation.](#)

Maximum value of SAR (measured) = 1.170 mW/g

Date: 2012/02/15

Ambient Temp. : 24.0 degree.C. Liquid Temp.; 23.5 degree.C.



UL Japan, Inc.

Head Office EMC Lab.

4383-326 Asama-cho, Ise-shi, Mie-ken 516-0021 JAPAN

Telephone: +81 596 24 8116

Facsimile: +81 596 24 8124

GT-P5100 GSM850 GPRS 4slots Right edge 0mm 848.8MHz

Communication System: GSM850; Communication System Band: Exported from older format (data unavailable - please correct).; Frequency: 848.8 MHz; Duty Cycle: 1:2.09894

Medium parameters used (interpolated): $f = 848.8$ MHz; $\sigma = 0.978$ mho/m; $\epsilon_r = 53.037$; $\rho = 1000$ kg/m³

Phantom section: Flat Section

Measurement Standard: DASYS (IEEE/IEC/ANSI C63.19-2007)

DASY5 Configuration

Probe: EX3DV4 - SN3825; ConvF(9.61, 9.61, 9.61); Calibrated: 2011/12/16

Sensor-Surface: 2mm (Mechanical Surface Detection (Locations From Previous Scan Used)), Sensor-Surface: 2mm (Mechanical Surface Detection)

Electronics: DAE4 Sn509; Calibrated: 2011/07/20

Phantom: ELI 4.0; Type: QDOVA001BA;

Measurement SW: DASYS2, Version 52.8 (0);

Area Scan 2 (61x41x1): Measurement grid: dx=15mm, dy=15mm

[Info: Interpolated medium parameters used for SAR evaluation.](#)

Maximum value of SAR (interpolated) = 0.414 mW/g

Zoom Scan 2 (7x7x7)/Cube 0: Measurement grid: dx=5mm, dy=5mm, dz=5mm

Reference Value = 7.991 V/m; Power Drift = -0.06 dB

Peak SAR (extrapolated) = 0.5480

SAR(1 g) = 0.355 mW/g; SAR(10 g) = 0.229 mW/g

[Info: Interpolated medium parameters used for SAR evaluation.](#)

Maximum value of SAR (measured) = 0.447 mW/g

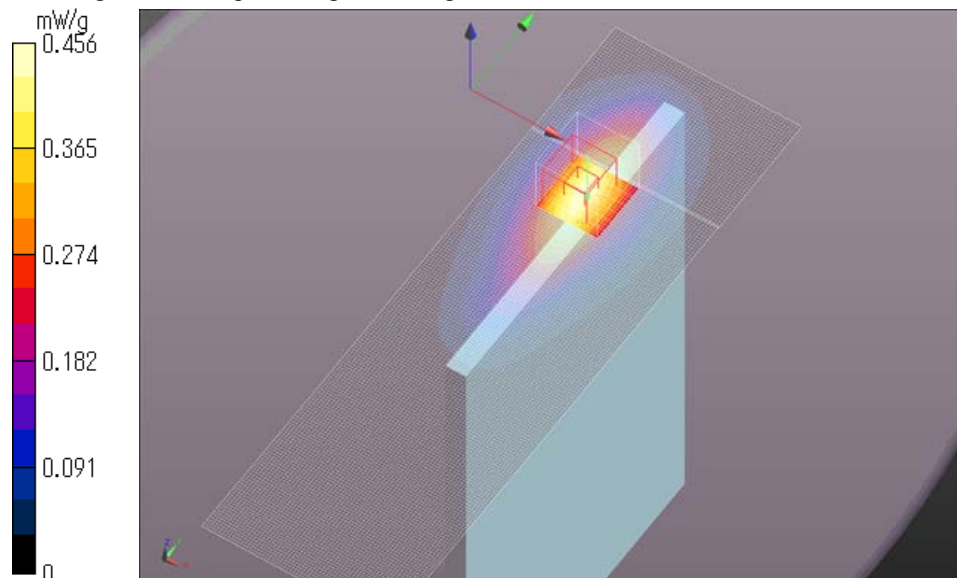
Area Scan (61x161x1): Measurement grid: dx=15mm, dy=15mm

[Info: Interpolated medium parameters used for SAR evaluation.](#)

Maximum value of SAR (interpolated) = 0.456 mW/g

Date: 2012/02/15

Ambient Temp. : 24.0 degree.C. Liquid Temp.; 23.5 degree.C.



UL Japan, Inc.

Head Office EMC Lab.

4383-326 Asama-cho, Ise-shi, Mie-ken 516-0021 JAPAN

Telephone: +81 596 24 8116

Facsimile: +81 596 24 8124

GT-P5100 GSM850 GPRS 4slots Top 6mm 848.8MHz

Communication System: GSM850; Communication System Band: Exported from older format (data unavailable - please correct).; Frequency: 848.8 MHz; Duty Cycle: 1:2.09894

Medium parameters used (interpolated): $f = 848.8$ MHz; $\sigma = 0.978$ mho/m; $\epsilon_r = 53.037$; $\rho = 1000$ kg/m³

Phantom section: Flat Section

Measurement Standard: DASY5 (IEEE/IEC/ANSI C63.19-2007)

DASY5 Configuration

Probe: EX3DV4 - SN3825; ConvF(9.61, 9.61, 9.61); Calibrated: 2011/12/16

Sensor-Surface: 2mm (Mechanical Surface Detection (Locations From Previous Scan Used)), Sensor-Surface: 2mm (Mechanical Surface Detection)

Electronics: DAE4 Sn509; Calibrated: 2011/07/20

Phantom: ELI 4.0; Type: QDOVA001BA;

Measurement SW: DASY52, Version 52.8 (0);

Area Scan (61x161x1): Measurement grid: dx=15mm, dy=15mm

[Info: Interpolated medium parameters used for SAR evaluation.](#)

Maximum value of SAR (interpolated) = 0.235 mW/g

Zoom Scan (7x7x7)/Cube 0: Measurement grid: dx=5mm, dy=5mm, dz=5mm

Reference Value = 10.333 V/m; Power Drift = -0.14 dB

Peak SAR (extrapolated) = 0.4060

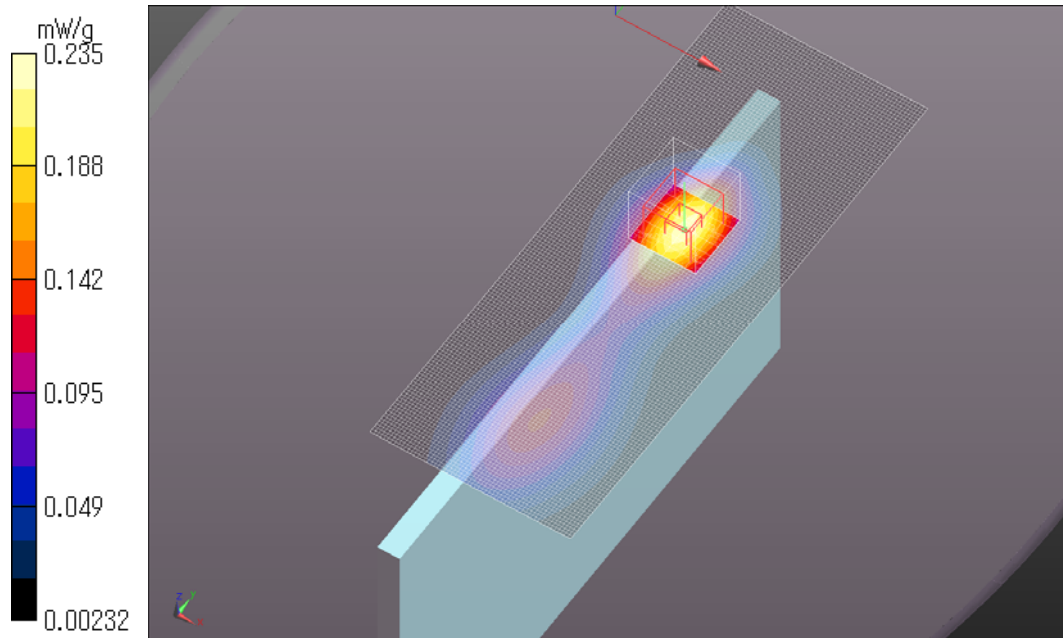
SAR(1 g) = 0.163 mW/g; SAR(10 g) = 0.092 mW/g

[Info: Interpolated medium parameters used for SAR evaluation.](#)

Maximum value of SAR (measured) = 0.224 mW/g

Date: 2012/02/15

Ambient Temp. : 24.0 degree.C. Liquid Temp.; 23.5 degree.C.



GT-P5100 GSM850 GPRS 4slots Top 0mm 848.8MHz

Communication System: GSM850; Communication System Band: Exported from older format (data unavailable - please correct).; Frequency: 848.8 MHz; Duty Cycle: 1:2.09894

Medium parameters used (interpolated): $f = 848.8$ MHz; $\sigma = 0.978$ mho/m; $\epsilon_r = 53.037$; $\rho = 1000$ kg/m³

Phantom section: Flat Section

Measurement Standard: DASYS (IEEE/IEC/ANSI C63.19-2007)

DASY5 Configuration

Probe: EX3DV4 - SN3825; ConvF(9.61, 9.61, 9.61); Calibrated: 2011/12/16

Sensor-Surface: 2mm (Mechanical Surface Detection (Locations From Previous Scan Used)), Sensor-Surface: 2mm (Mechanical Surface Detection)

Electronics: DAE4 Sn509; Calibrated: 2011/07/20

Phantom: ELI 4.0; Type: QDOVA001BA;

Measurement SW: DASYS2, Version 52.8 (0);

Area Scan (61x161x1): Measurement grid: dx=15mm, dy=15mm

[Info: Interpolated medium parameters used for SAR evaluation.](#)

Maximum value of SAR (interpolated) = 0.568 mW/g

Zoom Scan (7x7x7)/Cube 0: Measurement grid: dx=5mm, dy=5mm, dz=5mm

Reference Value = 15.737 V/m; Power Drift = -0.10 dB

Peak SAR (extrapolated) = 0.7170


SAR(1 g) = 0.351 mW/g; SAR(10 g) = 0.215 mW/g

[Info: Interpolated medium parameters used for SAR evaluation.](#)

Maximum value of SAR (measured) = 0.488 mW/g

Date: 2012/02/15

Ambient Temp. : 24.0 degree.C. Liquid Temp.; 23.5 degree.C.



GT-P5100 GSM850 GPRS 4slots WWAN antenna Top vertex 0mm Right 45 degree 848.8MHz

Communication System: GSM850; Communication System Band: Exported from older format (data unavailable - please correct).; Frequency: 848.8 MHz; Duty Cycle: 1:2.09894

Medium parameters used (interpolated): $f = 848.8$ MHz; $\sigma = 0.978$ mho/m; $\epsilon_r = 53.037$; $\rho = 1000$ kg/m³

Phantom section: Flat Section

Measurement Standard: DASY5 (IEEE/IEC/ANSI C63.19-2007)

DASY5 Configuration

Probe: EX3DV4 - SN3825; ConvF(9.61, 9.61, 9.61); Calibrated: 2011/12/16

Sensor-Surface: 2mm (Mechanical Surface Detection), Sensor-Surface: 2mm (Mechanical Surface Detection (Locations From Previous Scan Used))

Electronics: DAE4 Sn509; Calibrated: 2011/07/20

Phantom: ELI 4.0; Type: QDOVA001BA;

Measurement SW: DASY52, Version 52.8 (0);

Area Scan (71x151x1): Measurement grid: dx=15mm, dy=15mm

[Info: Interpolated medium parameters used for SAR evaluation.](#)

Maximum value of SAR (interpolated) = 0.044 mW/g

Zoom Scan (7x7x7)/Cube 0: Measurement grid: dx=5mm, dy=5mm, dz=5mm

Reference Value = 7.354 V/m; Power Drift = -0.11 dB

Peak SAR (extrapolated) = 0.0740

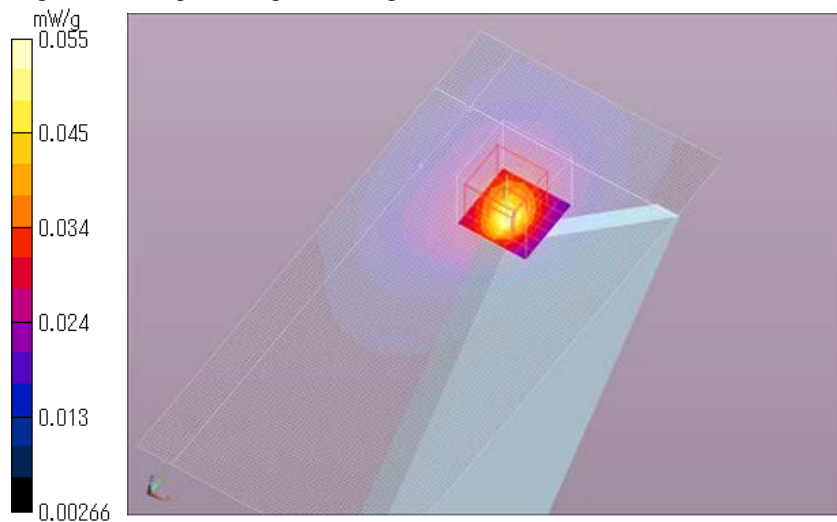
SAR(1 g) = 0.037 mW/g; SAR(10 g) = 0.022 mW/g

[Info: Interpolated medium parameters used for SAR evaluation.](#)

Maximum value of SAR (measured) = 0.055 mW/g

Date: 2012/02/15

Ambient Temp. : 24.0 degree.C. Liquid Temp.; 23.5 degree.C.



GT-P5100 GSM850 GPRS 4slots Rear 0mm 824.2MHz

Communication System: GSM850; Communication System Band: Exported from older format (data unavailable - please correct).; Frequency: 824.2 MHz; Duty Cycle: 1:2.09894

Medium parameters used (interpolated): $f = 824.2$ MHz; $\sigma = 0.954$ mho/m; $\epsilon_r = 53.318$; $\rho = 1000$ kg/m³

Phantom section: Flat Section

Measurement Standard: DASY5 (IEEE/IEC/ANSI C63.19-2007)

DASY5 Configuration

Probe: EX3DV4 - SN3825; ConvF(9.61, 9.61, 9.61); Calibrated: 2011/12/16

Sensor-Surface: 2mm (Mechanical Surface Detection (Locations From Previous Scan Used)), Sensor-Surface: 2mm (Mechanical Surface Detection)

Electronics: DAE4 Sn509; Calibrated: 2011/07/20

Phantom: ELI 4.0; Type: QDOVA001BA;

Measurement SW: DASY52, Version 52.8 (0);

Area Scan (81x121x1): Measurement grid: dx=15mm, dy=15mm

[Info: Interpolated medium parameters used for SAR evaluation.](#)

Maximum value of SAR (interpolated) = 1.098 mW/g

Zoom Scan (7x7x7)/Cube 0: Measurement grid: dx=5mm, dy=5mm, dz=5mm

Reference Value = 7.114 V/m; Power Drift = 0.11 dB

Peak SAR (extrapolated) = 1.6200

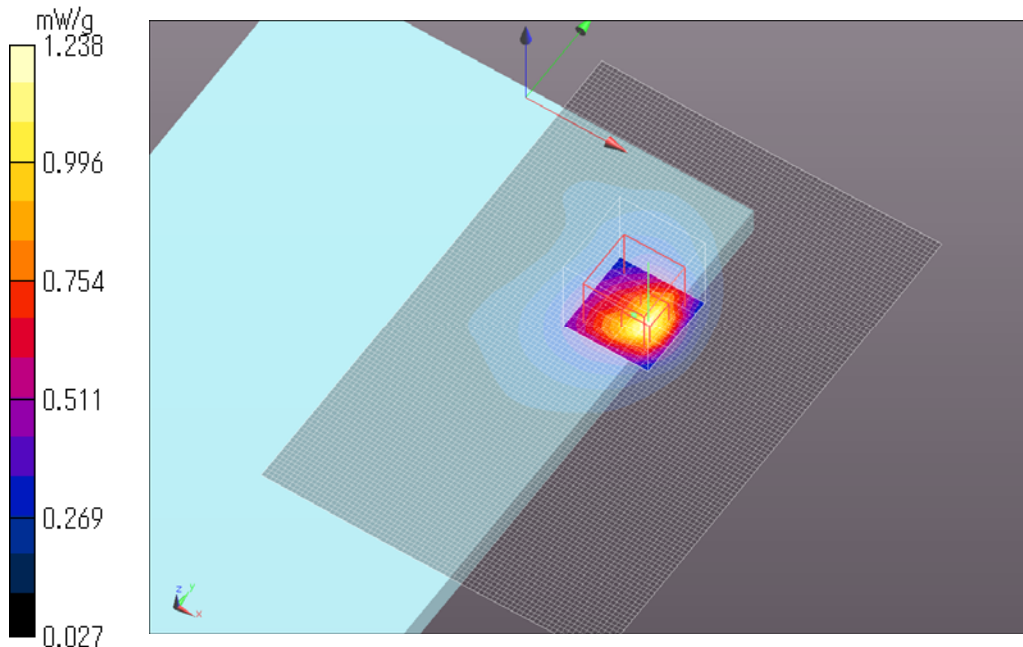
SAR(1 g) = 0.832 mW/g; SAR(10 g) = 0.450 mW/g

[Info: Interpolated medium parameters used for SAR evaluation.](#)

Maximum value of SAR (measured) = 1.238 mW/g

Date: 2012/02/14

Ambient Temp. : 24.0 degree.C. Liquid Temp.; 23.5 degree.C.



GT-P5100 GSM850 GPRS 4slots Rear 7mm 836.6MHz

Communication System: GSM850; Communication System Band: Exported from older format (data unavailable - please correct).; Frequency: 836.6 MHz; Duty Cycle: 1:2.09894

Medium parameters used (interpolated): $f = 836.6$ MHz; $\sigma = 0.966$ mho/m; $\epsilon_r = 53.183$; $\rho = 1000$ kg/m³

Phantom section: Flat Section

Measurement Standard: DASYS (IEEE/IEC/ANSI C63.19-2007)

DASY5 Configuration

Probe: EX3DV4 - SN3825; ConvF(9.61, 9.61, 9.61); Calibrated: 2011/12/16

Sensor-Surface: 2mm (Mechanical Surface Detection)

Electronics: DAE4 Sn509; Calibrated: 2011/07/20

Phantom: ELI 4.0; Type: QDOVA001BA;

Measurement SW: DASYS2, Version 52.8 (0);

Area Scan (81x121x1): Measurement grid: dx=15mm, dy=15mm

[Info: Interpolated medium parameters used for SAR evaluation.](#)

Maximum value of SAR (interpolated) = 1.158 mW/g

Zoom Scan (7x7x7)/Cube 0: Measurement grid: dx=5mm, dy=5mm, dz=5mm

Reference Value = 5.885 V/m; Power Drift = 0.20 dB

Peak SAR (extrapolated) = 1.5500

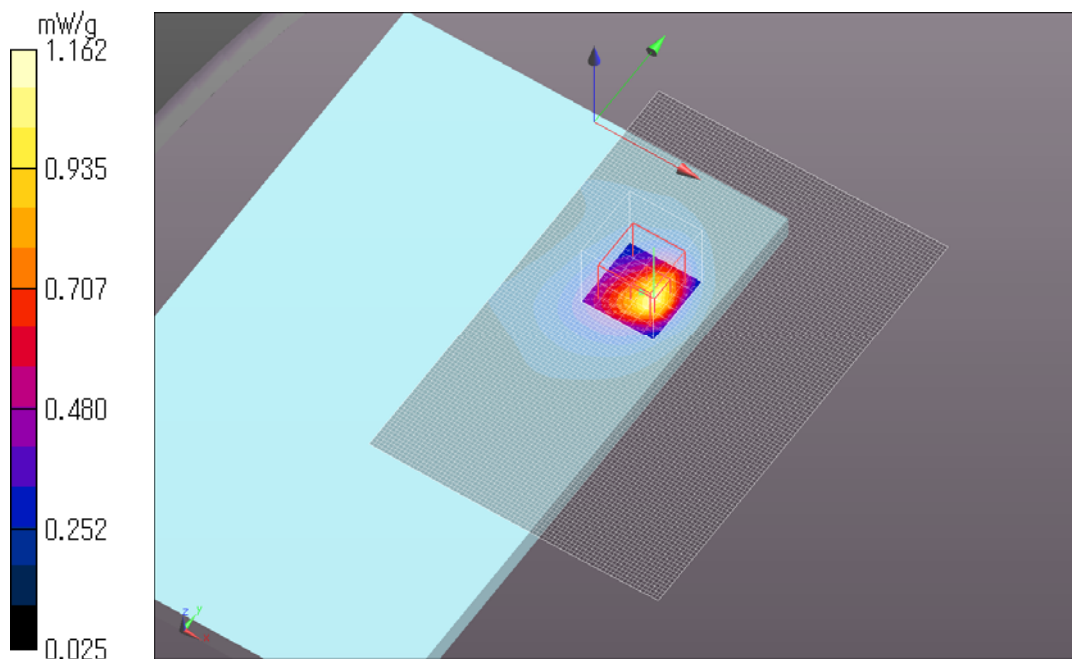
SAR(1 g) = 0.776 mW/g; SAR(10 g) = 0.413 mW/g

[Info: Interpolated medium parameters used for SAR evaluation.](#)

Maximum value of SAR (measured) = 1.162 mW/g

Date: 2012/02/15

Ambient Temp : 24.0 degree.C. Liquid Temp.; 23.5 degree.C.



UL Japan, Inc.

Head Office EMC Lab.

4383-326 Asama-cho, Ise-shi, Mie-ken 516-0021 JAPAN

Telephone: +81 596 24 8116

Facsimile: +81 596 24 8124

ii) **PCS1900 Body**

GT-P5100 PCS1900 EGPRS 3slots Rear 7mm 1880MHz

Communication System: Generic GSM; Communication System Band: PCS 1900 (1850.0 - 1910.0 MHz); Frequency: 1880 MHz; Duty Cycle: 1:2.76694

Medium parameters used: $f = 1880$ MHz; $\sigma = 1.534$ mho/m; $\epsilon_r = 50.722$; $\rho = 1000$ kg/m³

Phantom section: Flat Section

Measurement Standard: DASYS (IEEE/IEC/ANSI C63.19-2007)

DASY5 Configuration

Probe: EX3DV4 - SN3825; ConvF(7.48, 7.48, 7.48); Calibrated: 2011/12/16

Sensor-Surface: 2mm (Mechanical Surface Detection (Locations From Previous Scan Used)), Sensor-Surface: 2mm (Mechanical Surface Detection)

Electronics: DAE4 Sn509; Calibrated: 2011/07/20

Phantom: ELI 4.0; Type: QDOVA001BA;

Measurement SW: DASYS2, Version 52.8 (0);

Area Scan (81x121x1): Measurement grid: dx=15mm, dy=15mm

Maximum value of SAR (interpolated) = 1.081 mW/g

Zoom Scan (7x7x7)/Cube 0: Measurement grid: dx=5mm, dy=5mm, dz=5mm

Reference Value = 7.768 V/m; Power Drift = -0.04 dB

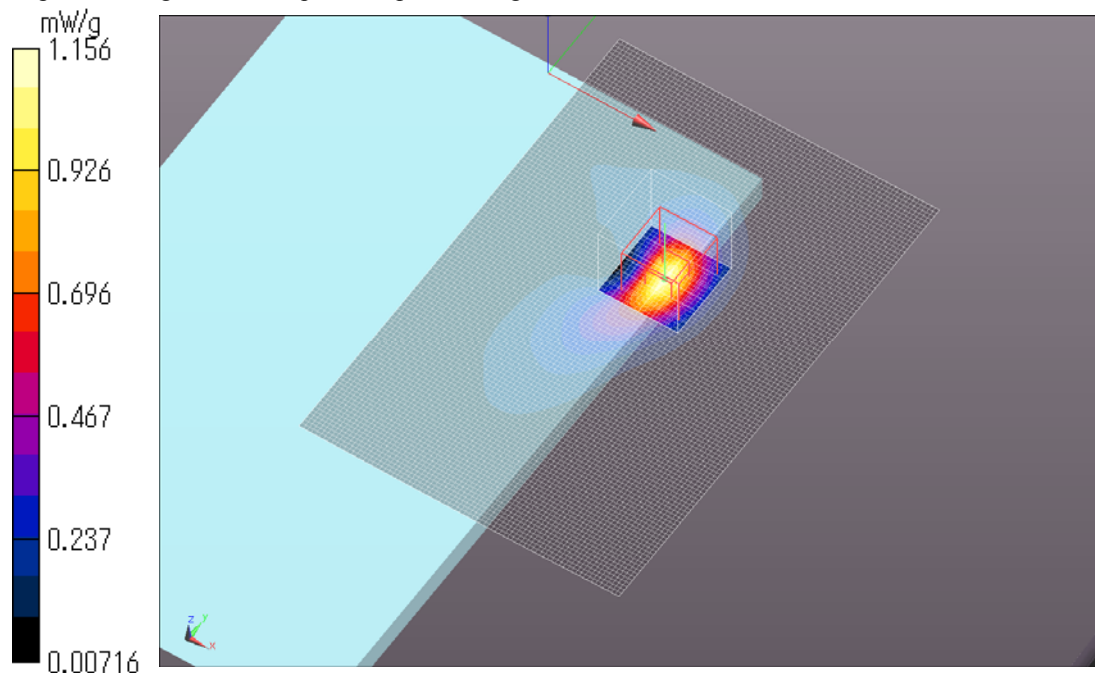
Peak SAR (extrapolated) = 1.4900

SAR(1 g) = 0.790 mW/g; SAR(10 g) = 0.374 mW/g

Maximum value of SAR (measured) = 1.156 mW/g

Date: 2012/02/08

Ambient Temp. : 24.0 degree.C. Liquid Temp.; 23.5 degree.C.



UL Japan, Inc.

Head Office EMC Lab.

4383-326 Asama-cho, Ise-shi, Mie-ken 516-0021 JAPAN

Telephone: +81 596 24 8116

Facsimile: +81 596 24 8124

ZScan at maximum Body SAR in PCS1900 band

GT-P5100 PCS1900 EGPRS 3slots Rear 7mm 1880MHz

Communication System: Generic GSM; Communication System Band: PCS 1900 (1850.0 - 1910.0 MHz); Frequency: 1880 MHz; Duty Cycle: 1:2.76694

Medium parameters used: $f = 1880$ MHz; $\sigma = 1.534$ mho/m; $\epsilon_r = 50.722$; $\rho = 1000$ kg/m³

Phantom section: Flat Section

Measurement Standard: DASY5 (IEEE/IEC/ANSI C63.19-2007)

DASY5 Configuration

Probe: EX3DV4 - SN3825; ConvF(7.48, 7.48, 7.48); Calibrated: 2011/12/16

Sensor-Surface: 2mm (Mechanical Surface Detection)

Electronics: DAE4 Sn509; Calibrated: 2011/07/20

Phantom: ELI 4.0; Type: QDOVA001BA;

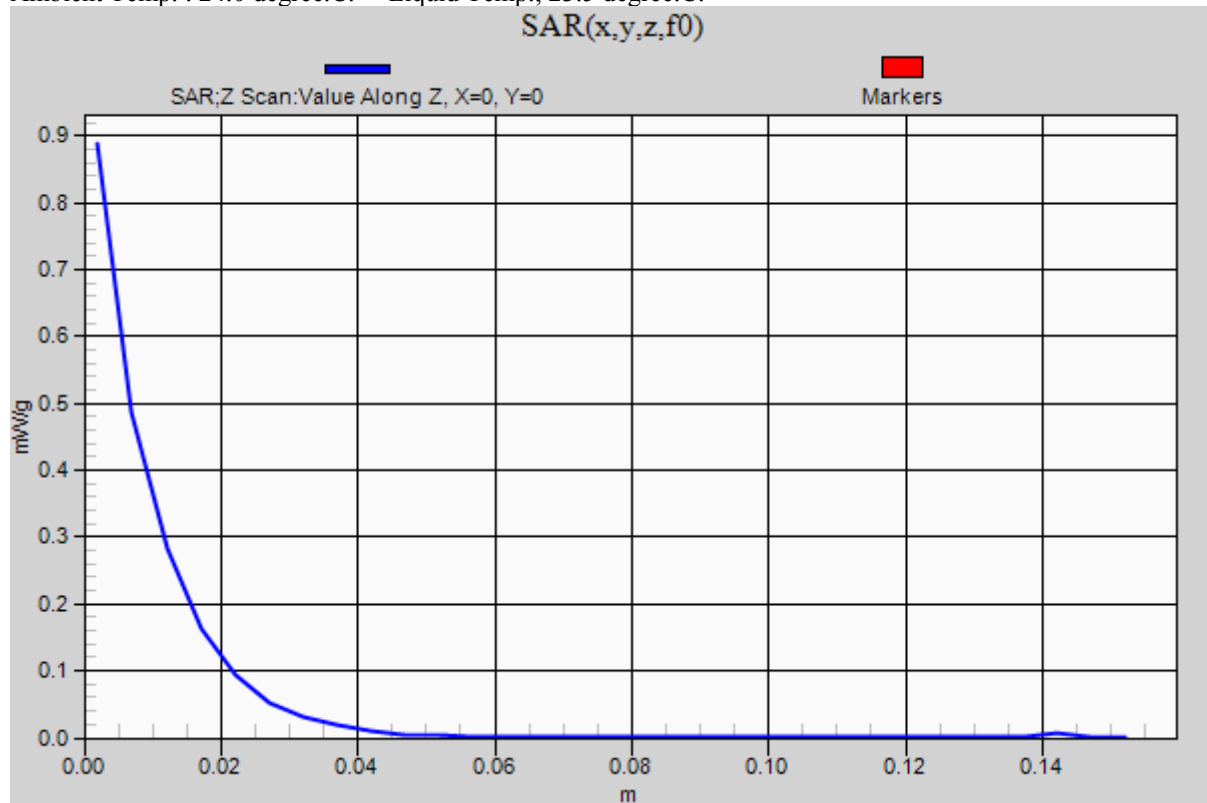
Measurement SW: DASY52, Version 52.8 (0);

Z Scan (1x1x31): Measurement grid: dx=20mm, dy=20mm, dz=5mm

Maximum value of SAR (measured) = 0.888 mW/g

Date: 2012/02/08

Ambient Temp. : 24.0 degree.C. Liquid Temp.; 23.5 degree.C.



UL Japan, Inc.

Head Office EMC Lab.

4383-326 Asama-cho, Ise-shi, Mie-ken 516-0021 JAPAN

Telephone: +81 596 24 8116

Facsimile: +81 596 24 8124

GT-P5100 PCS1900 EGPRS 3slots Rear 0mm 1880MHz

Communication System: Generic GSM; Communication System Band: PCS 1900 (1850.0 - 1910.0 MHz); Frequency: 1880 MHz; Duty Cycle: 1:2.76694

Medium parameters used: $f = 1880$ MHz; $\sigma = 1.534$ mho/m; $\epsilon_r = 50.722$; $\rho = 1000$ kg/m³

Phantom section: Flat Section

Measurement Standard: DASY5 (IEEE/IEC/ANSI C63.19-2007)

DASY5 Configuration

Probe: EX3DV4 - SN3825; ConvF(7.48, 7.48, 7.48); Calibrated: 2011/12/16

Sensor-Surface: 2mm (Mechanical Surface Detection (Locations From Previous Scan Used)), Sensor-Surface: 2mm (Mechanical Surface Detection)

Electronics: DAE4 Sn509; Calibrated: 2011/07/20

Phantom: ELI 4.0; Type: QDOVA001BA;

Measurement SW: DASY52, Version 52.8 (0);

Area Scan (81x121x1): Measurement grid: dx=15mm, dy=15mm

Maximum value of SAR (interpolated) = 0.630 mW/g

Zoom Scan (7x7x7)/Cube 0: Measurement grid: dx=5mm, dy=5mm, dz=5mm

Reference Value = 2.899 V/m; Power Drift = -0.15 dB

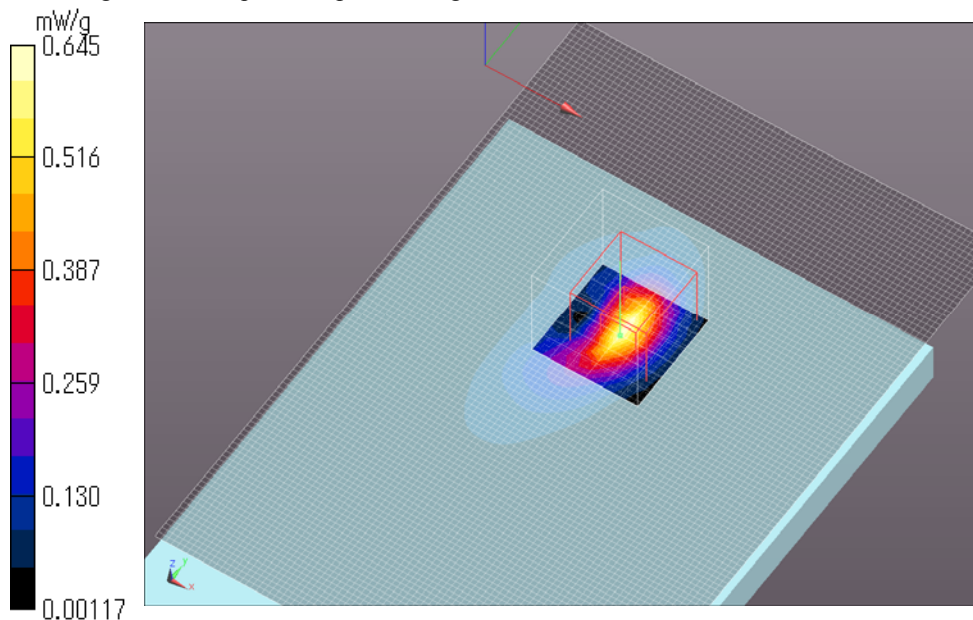
Peak SAR (extrapolated) = 0.9320

SAR(1 g) = 0.388 mW/g; SAR(10 g) = 0.152 mW/g

Maximum value of SAR (measured) = 0.645 mW/g

Date: 2012/02/08

Ambient Temp. : 24.0 degree.C. Liquid Temp.; 23.5 degree.C.



GT-P5100 PCS1900 EGPRS 3slots Right edge 0mm 1880MHz

Communication System: Generic GSM; Communication System Band: PCS 1900 (1850.0 - 1910.0 MHz); Frequency: 1880 MHz; Duty Cycle: 1:2.76694

Medium parameters used: $f = 1880$ MHz; $\sigma = 1.534$ mho/m; $\epsilon_r = 50.722$; $\rho = 1000$ kg/m³

Phantom section: Flat Section

Measurement Standard: DASY5 (IEEE/IEC/ANSI C63.19-2007)

DASY5 Configuration

Probe: EX3DV4 - SN3825; ConvF(7.48, 7.48, 7.48); Calibrated: 2011/12/16

Sensor-Surface: 2mm (Mechanical Surface Detection)

Electronics: DAE4 Sn509; Calibrated: 2011/07/20

Phantom: ELI 4.0; Type: QDOVA001BA;

Measurement SW: DASY52, Version 52.8 (0);

Area Scan (61x131x1): Measurement grid: dx=15mm, dy=15mm

Maximum value of SAR (interpolated) = 0.177 mW/g

Zoom Scan (7x7x7)/Cube 0: Measurement grid: dx=5mm, dy=5mm, dz=5mm

Reference Value = 10.590 V/m; Power Drift = -0.05 dB

Peak SAR (extrapolated) = 0.2440

SAR(1 g) = 0.130 mW/g; SAR(10 g) = 0.069 mW/g

Maximum value of SAR (measured) = 0.188 mW/g

Zoom Scan 2 (7x7x7)/Cube 0: Measurement grid: dx=5mm, dy=5mm, dz=5mm

Reference Value = 10.590 V/m; Power Drift = -0.05 dB

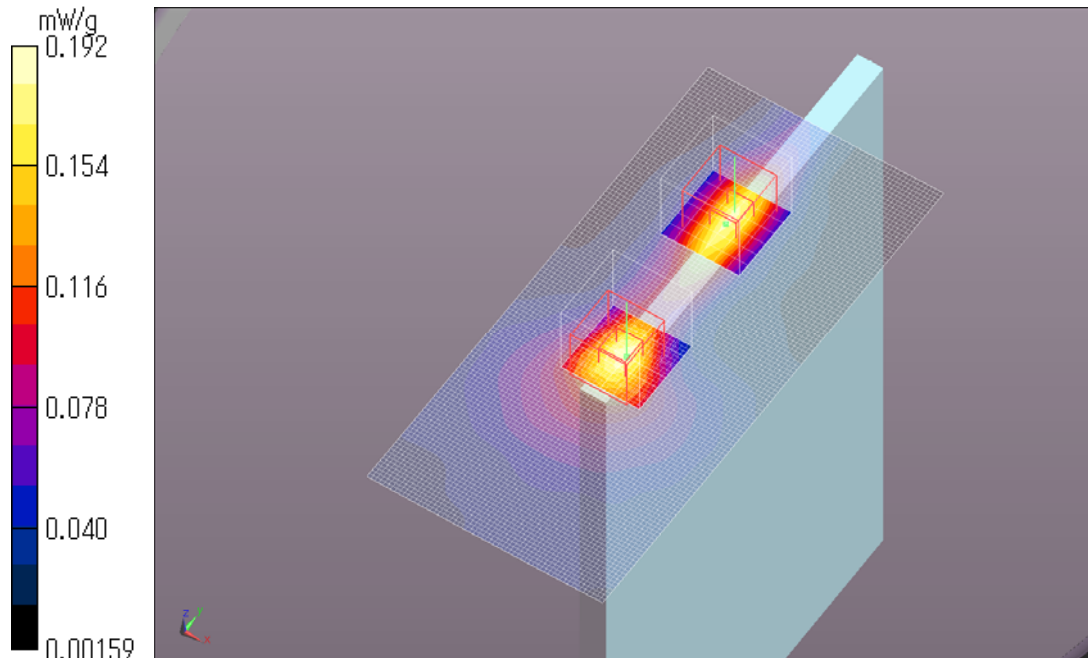
Peak SAR (extrapolated) = 0.2480

SAR(1 g) = 0.136 mW/g; SAR(10 g) = 0.075 mW/g

Maximum value of SAR (measured) = 0.192 mW/g

Date: 2012/02/08

Ambient Temp. : 24.0 degree.C. Liquid Temp.; 23.5 degree.C.



UL Japan, Inc.

Head Office EMC Lab.

4383-326 Asama-cho, Ise-shi, Mie-ken 516-0021 JAPAN

Telephone: +81 596 24 8116

Facsimile: +81 596 24 8124

GT-P5100 PCS1900 EGPRS 3slots Top edge 6mm 1880MHz

Communication System: Generic GSM; Communication System Band: PCS 1900 (1850.0 - 1910.0 MHz); Frequency: 1880 MHz; Duty Cycle: 1:2.76694

Medium parameters used: $f = 1880$ MHz; $\sigma = 1.534$ mho/m; $\epsilon_r = 50.722$; $\rho = 1000$ kg/m³

Phantom section: Flat Section

Measurement Standard: DASY5 (IEEE/IEC/ANSI C63.19-2007)

DASY5 Configuration

Probe: EX3DV4 - SN3825; ConvF(7.48, 7.48, 7.48); Calibrated: 2011/12/16

Sensor-Surface: 2mm (Mechanical Surface Detection)

Electronics: DAE4 Sn509; Calibrated: 2011/07/20

Phantom: ELI 4.0; Type: QDOVA001BA;

Measurement SW: DASY52, Version 52.8 (0);

Area Scan (61x161x1): Measurement grid: dx=15mm, dy=15mm

Maximum value of SAR (interpolated) = 0.799 mW/g

Zoom Scan (7x7x7)/Cube 0: Measurement grid: dx=5mm, dy=5mm, dz=5mm

Reference Value = 7.526 V/m; Power Drift = -0.16 dB

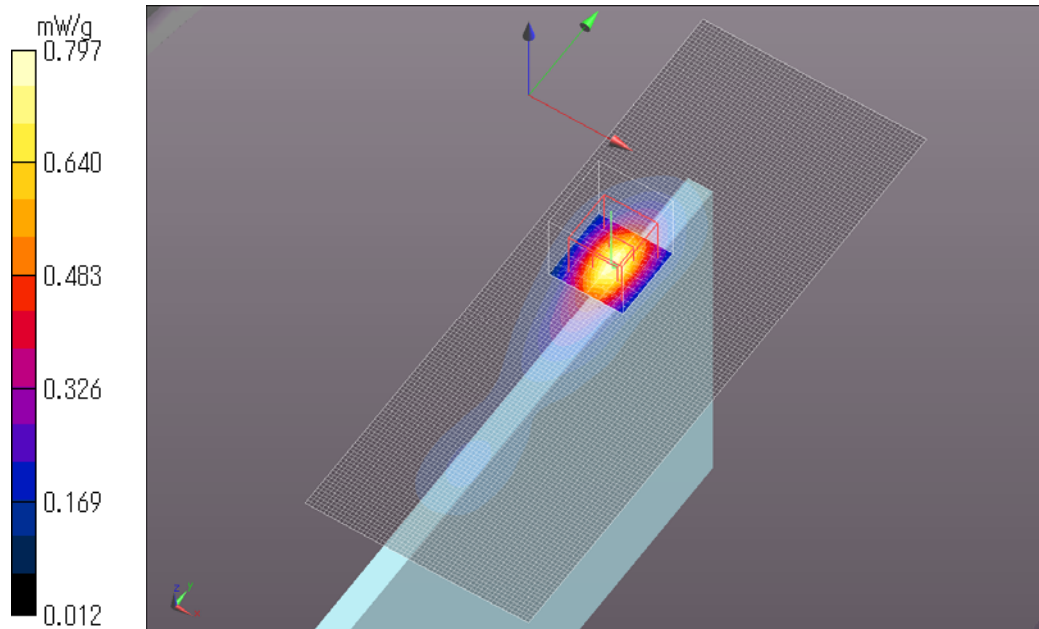
Peak SAR (extrapolated) = 1.0140

SAR(1 g) = 0.562 mW/g; SAR(10 g) = 0.284 mW/g

Maximum value of SAR (measured) = 0.797 mW/g

Date: 2012/02/08

Ambient Temp. : 24.0 degree.C. Liquid Temp.; 23.5 degree.C.



GT-P5100 PCS1900 EGPRS 3slots Top edge 0mm 1880MHz

Communication System: Generic GSM; Communication System Band: PCS 1900 (1850.0 - 1910.0 MHz); Frequency: 1880 MHz; Duty Cycle: 1:2.76694

Medium parameters used: $f = 1880$ MHz; $\sigma = 1.534$ mho/m; $\epsilon_r = 50.722$; $\rho = 1000$ kg/m³

Phantom section: Flat Section

Measurement Standard: DASYS (IEEE/IEC/ANSI C63.19-2007)

DASY5 Configuration

Probe: EX3DV4 - SN3825; ConvF(7.48, 7.48, 7.48); Calibrated: 2011/12/16

Sensor-Surface: 2mm (Mechanical Surface Detection (Locations From Previous Scan Used)), Sensor-Surface: 2mm (Mechanical Surface Detection)

Electronics: DAE4 Sn509; Calibrated: 2011/07/20

Phantom: ELI 4.0; Type: QDOVA001BA;

Measurement SW: DASYS2, Version 52.8 (0);

Area Scan (61x161x1): Measurement grid: dx=15mm, dy=15mm

Maximum value of SAR (interpolated) = 0.453 mW/g

Zoom Scan (7x7x7)/Cube 0: Measurement grid: dx=5mm, dy=5mm, dz=5mm

Reference Value = 3.975 V/m; Power Drift = -0.18 dB

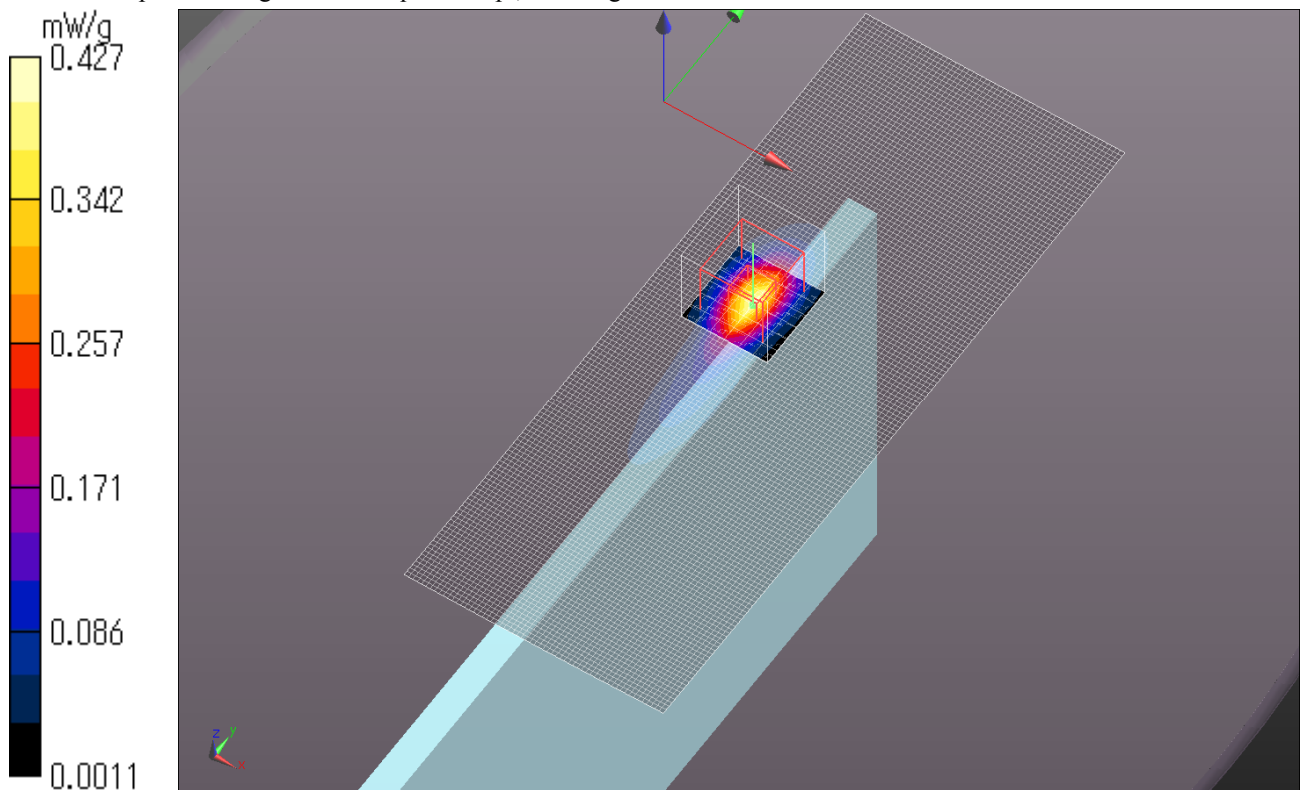
Peak SAR (extrapolated) = 0.5860

SAR(1 g) = 0.265 mW/g; SAR(10 g) = 0.113 mW/g

Maximum value of SAR (measured) = 0.427 mW/g

Date: 2012/02/08

Ambient Temp. : 24.0 degree.C. Liquid Temp.; 23.5 degree.C.



UL Japan, Inc.

Head Office EMC Lab.

4383-326 Asama-cho, Ise-shi, Mie-ken 516-0021 JAPAN

Telephone: +81 596 24 8116

Facsimile: +81 596 24 8124

GT-P5100 PCS1900 EGPRS 3slots WWAN antenna Top vertex 0mm Right 45 degree 1880MHz

Communication System: Generic GSM; Communication System Band: PCS 1900 (1850.0 - 1910.0 MHz); Frequency: 1880 MHz; Duty Cycle: 1:2.76694

Medium parameters used: $f = 1880$ MHz; $\sigma = 1.547$ mho/m; $\epsilon_r = 50.839$; $\rho = 1000$ kg/m³

Phantom section: Flat Section

Measurement Standard: DASY5 (IEEE/IEC/ANSI C63.19-2007)

DASY5 Configuration

Probe: EX3DV4 - SN3825; ConvF(7.48, 7.48, 7.48); Calibrated: 2011/12/16

Sensor-Surface: 2mm (Mechanical Surface Detection (Locations From Previous Scan Used)), Sensor-Surface: 2mm (Mechanical Surface Detection)

Electronics: DAE4 Sn509; Calibrated: 2011/07/20

Phantom: ELI 4.0; Type: QDOVA001BA;

Measurement SW: DASY52, Version 52.8 (0);

Area Scan (61x131x1): Measurement grid: dx=15mm, dy=15mm

Maximum value of SAR (interpolated) = 0.313 mW/g

Zoom Scan (7x7x7)/Cube 0: Measurement grid: dx=5mm, dy=5mm, dz=5mm

Reference Value = 13.286 V/m; Power Drift = -0.15 dB

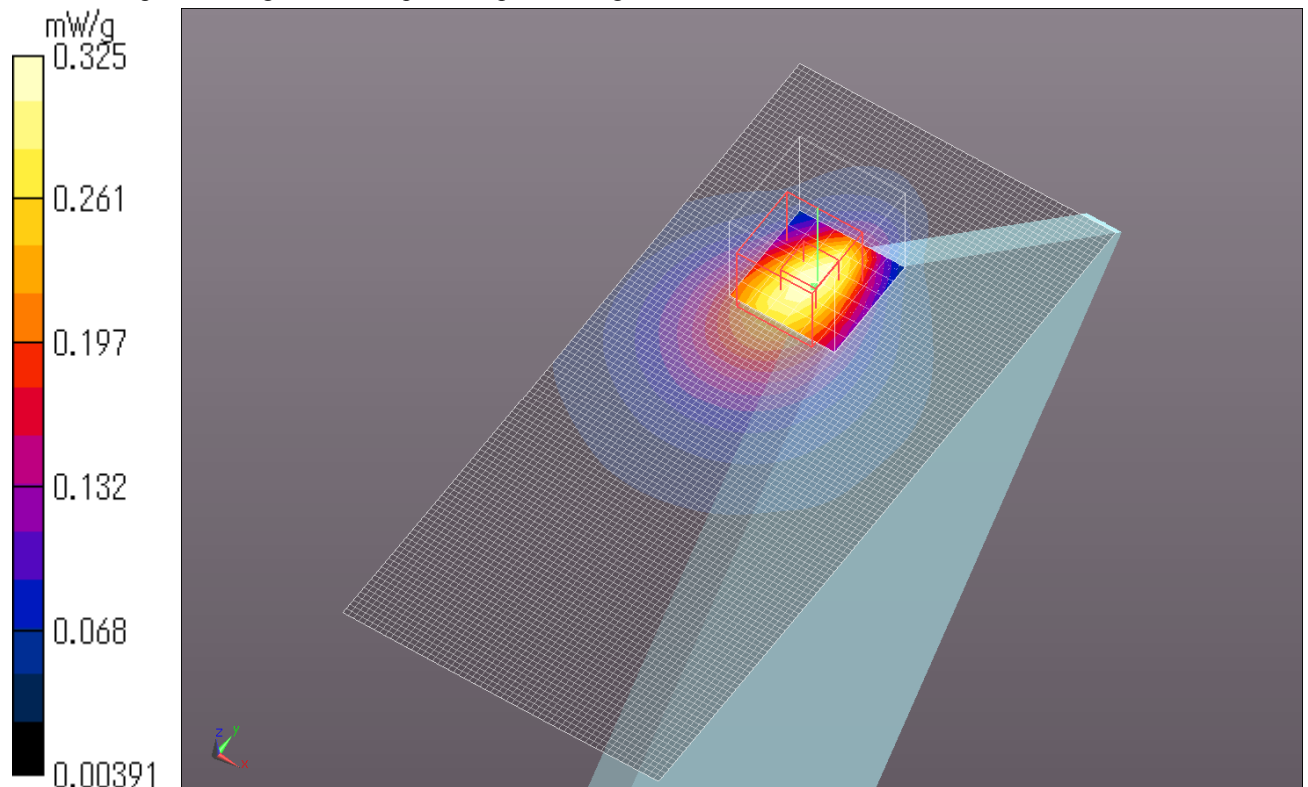
Peak SAR (extrapolated) = 0.4060

SAR(1 g) = 0.240 mW/g; SAR(10 g) = 0.138 mW/g

Maximum value of SAR (measured) = 0.325 mW/g

Date: 2012/02/09

Ambient Temp. : 24.0 degree.C. Liquid Temp.; 23.5 degree.C.



GT-P5100 PCS1900 GPRS CS1 3slots Rear 7mm 1880MHz

Communication System: Generic GSM; Communication System Band: PCS 1900 (1850.0 - 1910.0 MHz); Frequency: 1880 MHz; Duty Cycle: 1:2.76694

Medium parameters used: $f = 1880$ MHz; $\sigma = 1.547$ mho/m; $\epsilon_r = 50.839$; $\rho = 1000$ kg/m³

Phantom section: Flat Section

Measurement Standard: DASYS (IEEE/IEC/ANSI C63.19-2007)

DASY5 Configuration

Probe: EX3DV4 - SN3825; ConvF(7.48, 7.48, 7.48); Calibrated: 2011/12/16

Sensor-Surface: 2mm (Mechanical Surface Detection (Locations From Previous Scan Used)), Sensor-Surface: 2mm (Mechanical Surface Detection)

Electronics: DAE4 Sn509; Calibrated: 2011/07/20

Phantom: ELI 4.0; Type: QDOVA001BA;

Measurement SW: DASYS2, Version 52.8 (0);

Area Scan (81x121x1): Measurement grid: dx=15mm, dy=15mm

Maximum value of SAR (interpolated) = 0.818 mW/g

Zoom Scan (7x7x7)/Cube 0: Measurement grid: dx=5mm, dy=5mm, dz=5mm

Reference Value = 8.076 V/m; Power Drift = -0.05 dB


Peak SAR (extrapolated) = 1.4080

SAR(1 g) = 0.738 mW/g; SAR(10 g) = 0.350 mW/g

Maximum value of SAR (measured) = 1.031 mW/g

Date: 2012/02/09

Ambient Temp. : 24.0 degree.C. Liquid Temp.; 23.5 degree.C.



UL Japan, Inc.

Head Office EMC Lab.

4383-326 Asama-cho, Ise-shi, Mie-ken 516-0021 JAPAN

Telephone: +81 596 24 8116

Facsimile: +81 596 24 8124

GT-P5100 PCS1900 EGPRS MCS1 3slots Rear 7mm 1880MHz

Communication System: Generic GSM; Communication System Band: PCS 1900 (1850.0 - 1910.0 MHz); Frequency: 1880 MHz; Duty Cycle: 1:2.76694

Medium parameters used: $f = 1880$ MHz; $\sigma = 1.547$ mho/m; $\epsilon_r = 50.839$; $\rho = 1000$ kg/m³

Phantom section: Flat Section

Measurement Standard: DASY5 (IEEE/IEC/ANSI C63.19-2007)

DASY5 Configuration

Probe: EX3DV4 - SN3825; ConvF(7.48, 7.48, 7.48); Calibrated: 2011/12/16

Sensor-Surface: 2mm (Mechanical Surface Detection (Locations From Previous Scan Used)), Sensor-Surface: 2mm (Mechanical Surface Detection)

Electronics: DAE4 Sn509; Calibrated: 2011/07/20

Phantom: ELI 4.0; Type: QDOVA001BA;

Measurement SW: DASY52, Version 52.8 (0);

Area Scan (81x121x1): Measurement grid: dx=15mm, dy=15mm

Maximum value of SAR (interpolated) = 0.886 mW/g

Rear 0mm 2/Zoom Scan (7x7x7)/Cube 0: Measurement grid: dx=5mm, dy=5mm, dz=5mm

Reference Value = 7.871 V/m; Power Drift = -0.01 dB

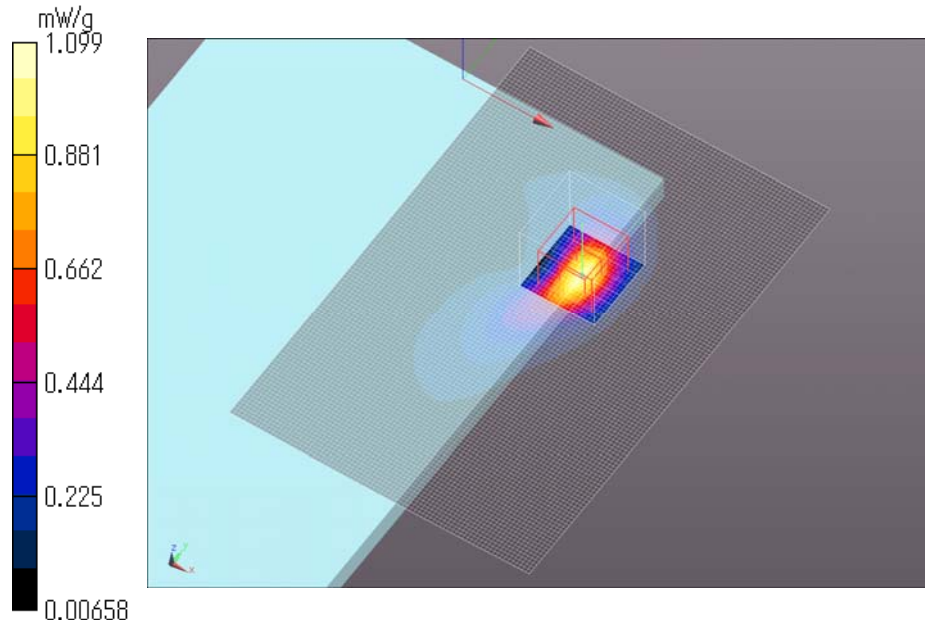
Peak SAR (extrapolated) = 1.4110

SAR(1 g) = 0.741 mW/g; SAR(10 g) = 0.349 mW/g

Maximum value of SAR (measured) = 1.099 mW/g

Date: 2012/02/09

Ambient Temp. : 24.0 degree.C. Liquid Temp.; 23.5 degree.C.



iii) **WCDMA Band V Body**

GT-P5100 WCDMA band V 12.2k RMC Rear 7mm 826.4MHz

Communication System: WCDMA V 835M; Communication System Band: WCDMA V band; Frequency: 826.4 MHz; Duty Cycle: 1:1

Medium parameters used (interpolated): $f = 826.4$ MHz; $\sigma = 0.956$ mho/m; $\epsilon_r = 53.294$; $\rho = 1000$ kg/m³

Phantom section: Flat Section

Measurement Standard: DASY5 (IEEE/IEC/ANSI C63.19-2007)

DASY5 Configuration

Probe: EX3DV4 - SN3825; ConvF(9.61, 9.61, 9.61); Calibrated: 2011/12/16

Sensor-Surface: 2mm (Mechanical Surface Detection)

Electronics: DAE4 Sn509; Calibrated: 2011/07/20

Phantom: ELI 4.0; Type: QDOVA001BA;

Measurement SW: DASY52, Version 52.8 (0);

Area Scan (81x121x1): Measurement grid: dx=15mm, dy=15mm

[Info: Interpolated medium parameters used for SAR evaluation.](#)

Maximum value of SAR (interpolated) = 0.441 mW/g

Zoom Scan (7x7x7)/Cube 0: Measurement grid: dx=5mm, dy=5mm, dz=5mm

Reference Value = 8.262 V/m; Power Drift = 0.0015 dB

Peak SAR (extrapolated) = 0.5290

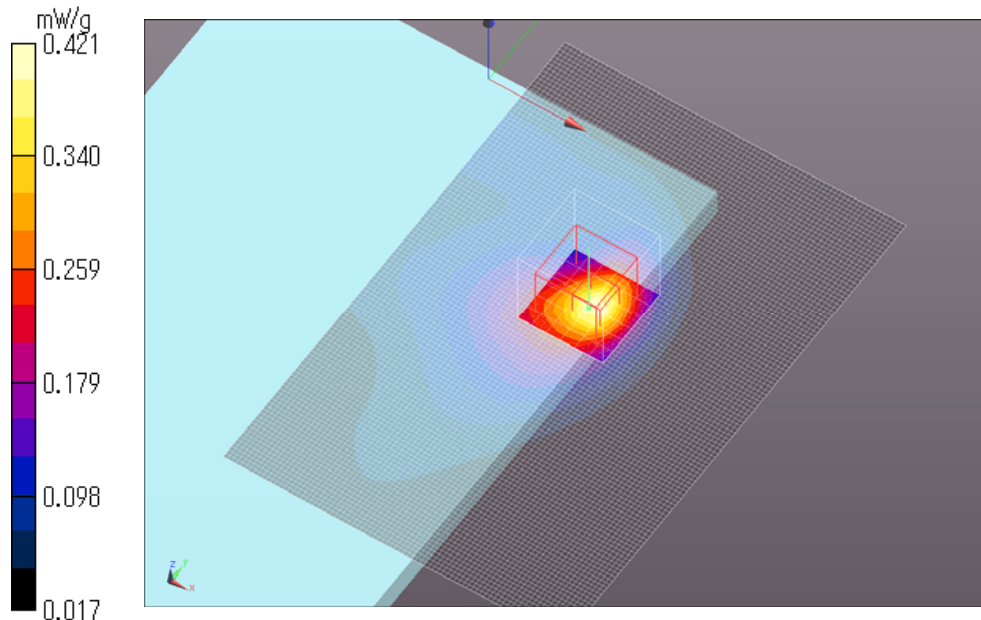
SAR(1 g) = 0.313 mW/g; SAR(10 g) = 0.182 mW/g

[Info: Interpolated medium parameters used for SAR evaluation.](#)

Maximum value of SAR (measured) = 0.421 mW/g

Date: 2012/02/14

Ambient Temp. : 24.0 degree.C. Liquid Temp.; 23.5 degree.C.



GT-P5100 WCDMA band V 12.2k RMC Rear 0mm 826.4MHz

Communication System: WCDMA V 835M; Communication System Band: WCDMA V band; Frequency: 826.4 MHz; Duty Cycle: 1:1

Medium parameters used (interpolated): $f = 826.4$ MHz; $\sigma = 0.956$ mho/m; $\epsilon_r = 53.294$; $\rho = 1000$ kg/m³

Phantom section: Flat Section

Measurement Standard: DASY5 (IEEE/IEC/ANSI C63.19-2007)

DASY5 Configuration

Probe: EX3DV4 - SN3825; ConvF(9.61, 9.61, 9.61); Calibrated: 2011/12/16

Sensor-Surface: 2mm (Mechanical Surface Detection)

Electronics: DAE4 Sn509; Calibrated: 2011/07/20

Phantom: ELI 4.0; Type: QDOVA001BA;

Measurement SW: DASY52, Version 52.8 (0);

Area Scan (81x121x1): Measurement grid: dx=15mm, dy=15mm

[Info: Interpolated medium parameters used for SAR evaluation.](#)

Maximum value of SAR (interpolated) = 0.919 mW/g

Zoom Scan (7x7x7)/Cube 0: Measurement grid: dx=5mm, dy=5mm, dz=5mm

Reference Value = 5.340 V/m; Power Drift = 0.20 dB

Peak SAR (extrapolated) = 1.2060


SAR(1 g) = 0.605 mW/g; SAR(10 g) = 0.321 mW/g

[Info: Interpolated medium parameters used for SAR evaluation.](#)

Maximum value of SAR (measured) = 0.899 mW/g

Date: 2012/02/14

Ambient Temp. : 24.0 degree.C. Liquid Temp.; 23.5 degree.C.



UL Japan, Inc.

Head Office EMC Lab.

4383-326 Asama-cho, Ise-shi, Mie-ken 516-0021 JAPAN

Telephone: +81 596 24 8116

Facsimile: +81 596 24 8124

Zscan at maximumBody SAR in WCDMA band V

GT-P5100 WCDMA band V 12.2k RMC Rear 0mm 826.4MHz

Communication System: WCDMA V 835M; Communication System Band: WCDMA V band; Frequency: 826.4 MHz;Duty Cycle: 1:1

Medium parameters used (interpolated): $f = 826.4$ MHz; $\sigma = 0.956$ mho/m; $\epsilon_r = 53.294$; $\rho = 1000$ kg/m³

Phantom section: Flat Section

Measurement Standard: DASY5 (IEEE/IEC/ANSI C63.19-2007)

DASY5 Configuration

Probe: EX3DV4 - SN3825; ConvF(9.61, 9.61, 9.61); Calibrated: 2011/12/16

Sensor-Surface: 2mm (Mechanical Surface Detection)

Electronics: DAE4 Sn509; Calibrated: 2011/07/20

Phantom: ELI 4.0; Type: QDOVA001BA;

Measurement SW: DASY52, Version 52.8 (0);

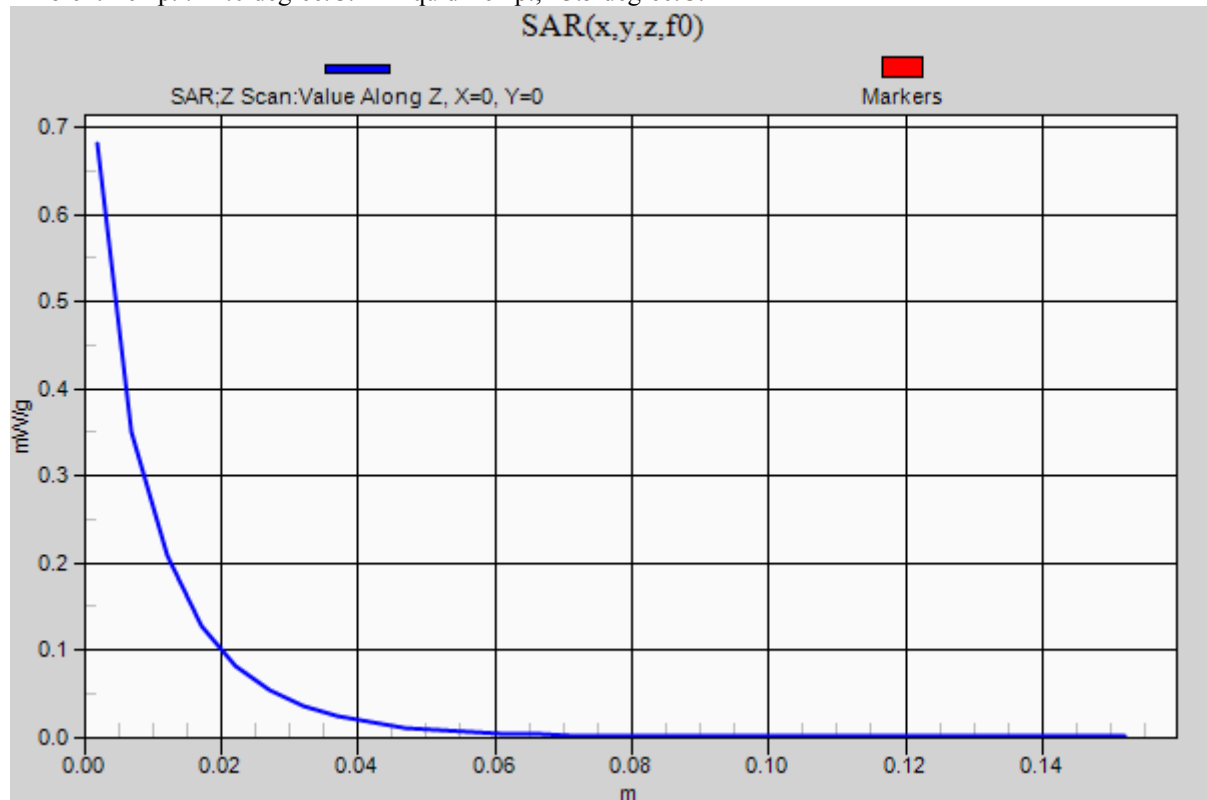
Z Scan (1x1x31): Measurement grid: dx=20mm, dy=20mm, dz=5mm

Info: Interpolated medium parameters used for SAR evaluation.

Maximum value of SAR (measured) = 0.681 mW/g

Date: 2012/02/14

Ambient Temp. : 24.0 degree.C. Liquid Temp.: 23.5 degree.C.



UL Japan, Inc.

Head Office EMC Lab.

4383-326 Asama-cho, Ise-shi, Mie-ken 516-0021 JAPAN

Telephone: +81 596 24 8116

Facsimile: +81 596 24 8124

GT-P5100 WCDMA band V 12.2k RMC Right edge 0mm 826.4MHz

Communication System: WCDMA V 835M; Communication System Band: WCDMA V band; Frequency: 826.4 MHz; Duty Cycle: 1:1

Medium parameters used (interpolated): $f = 826.4$ MHz; $\sigma = 0.956$ mho/m; $\epsilon_r = 53.294$; $\rho = 1000$ kg/m³

Phantom section: Flat Section

Measurement Standard: DASYS (IEEE/IEC/ANSI C63.19-2007)

DASY5 Configuration

Probe: EX3DV4 - SN3825; ConvF(9.61, 9.61, 9.61); Calibrated: 2011/12/16

Sensor-Surface: 2mm (Mechanical Surface Detection)

Electronics: DAE4 Sn509; Calibrated: 2011/07/20

Phantom: ELI 4.0; Type: QDOVA001BA;

Measurement SW: DASYS2, Version 52.8 (0);

Area Scan (61x201x1): Measurement grid: dx=15mm, dy=15mm

[Info: Interpolated medium parameters used for SAR evaluation.](#)

Maximum value of SAR (interpolated) = 0.262 mW/g

Zoom Scan (7x7x7)/Cube 0: Measurement grid: dx=5mm, dy=5mm, dz=5mm

Reference Value = 6.152 V/m; Power Drift = 0.10 dB

Peak SAR (extrapolated) = 0.3160

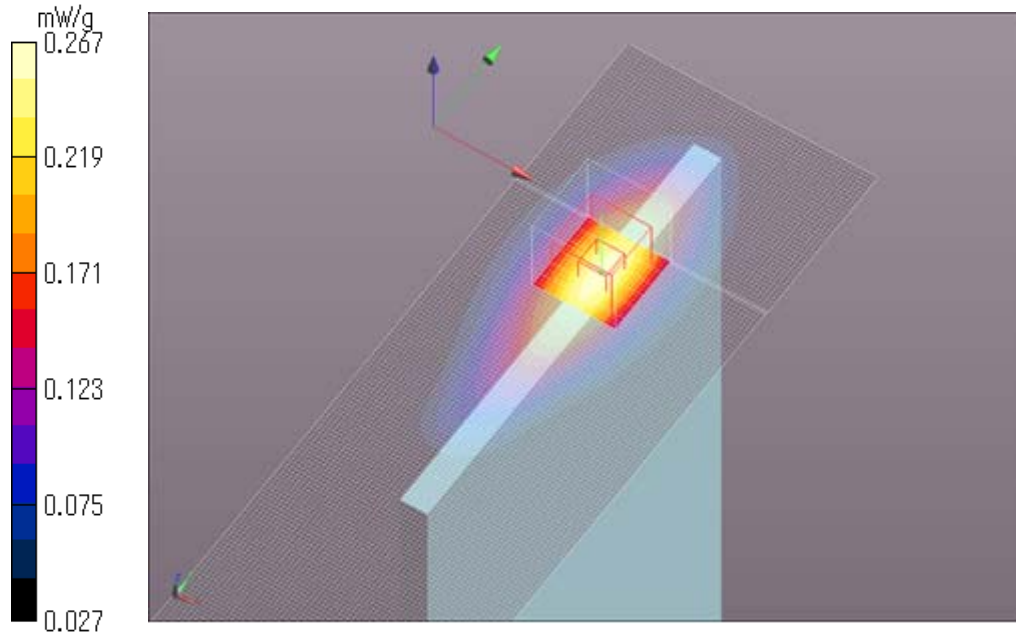
SAR(1 g) = 0.210 mW/g; SAR(10 g) = 0.140 mW/g

[Info: Interpolated medium parameters used for SAR evaluation.](#)

Maximum value of SAR (measured) = 0.267 mW/g

Date: 2012/02/14

Ambient Temp. : 24.0 degree.C. Liquid Temp.; 23.5 degree.C.



GT-P5100 WCDMA band V 12.2k RMC Top edge 6mm 826.4MHz

Communication System: WCDMA V 835M; Communication System Band: WCDMA V band; Frequency: 826.4 MHz; Duty Cycle: 1:1

Medium parameters used (interpolated): $f = 826.4$ MHz; $\sigma = 0.956$ mho/m; $\epsilon_r = 53.294$; $\rho = 1000$ kg/m³

Phantom section: Flat Section

Measurement Standard: DASY5 (IEEE/IEC/ANSI C63.19-2007)

DASY5 Configuration

Probe: EX3DV4 - SN3825; ConvF(9.61, 9.61, 9.61); Calibrated: 2011/12/16

Sensor-Surface: 2mm (Mechanical Surface Detection)

Electronics: DAE4 Sn509; Calibrated: 2011/07/20

Phantom: ELI 4.0; Type: QDOVA001BA;

Measurement SW: DASY52, Version 52.8 (0);

Area Scan (61x161x1): Measurement grid: dx=15mm, dy=15mm

[Info: Interpolated medium parameters used for SAR evaluation.](#)

Maximum value of SAR (interpolated) = 0.124 mW/g

Zoom Scan (7x7x7)/Cube 0: Measurement grid: dx=5mm, dy=5mm, dz=5mm

Reference Value = 8.117 V/m; Power Drift = -0.02 dB

Peak SAR (extrapolated) = 0.1510

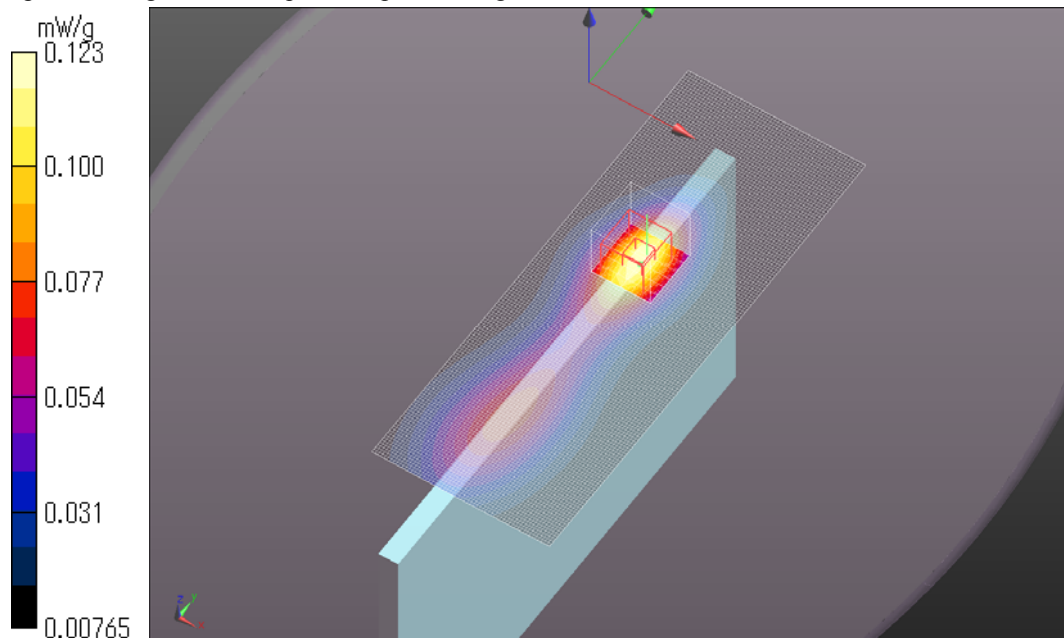
SAR(1 g) = 0.096 mW/g; SAR(10 g) = 0.061 mW/g

[Info: Interpolated medium parameters used for SAR evaluation.](#)

Maximum value of SAR (measured) = 0.123 mW/g

Date: 2012/02/14

Ambient Temp. : 24.0 degree.C. Liquid Temp.; 23.5 degree.C.



GT-P5100 WCDMA band V 12.2k RMC Top edge 0mm 826.4MHz

Communication System: WCDMA V 835M; Communication System Band: WCDMA V band; Frequency: 826.4 MHz; Duty Cycle: 1:1

Medium parameters used (interpolated): $f = 826.4$ MHz; $\sigma = 0.956$ mho/m; $\epsilon_r = 53.294$; $\rho = 1000$ kg/m³

Phantom section: Flat Section

Measurement Standard: DASY5 (IEEE/IEC/ANSI C63.19-2007)

DASY5 Configuration

Probe: EX3DV4 - SN3825; ConvF(9.61, 9.61, 9.61); Calibrated: 2011/12/16

Sensor-Surface: 2mm (Mechanical Surface Detection (Locations From Previous Scan Used)), Sensor-Surface: 2mm (Mechanical Surface Detection)

Electronics: DAE4 Sn509; Calibrated: 2011/07/20

Phantom: ELI 4.0; Type: QDOVA001BA;

Measurement SW: DASY52, Version 52.8 (0);

Area Scan (61x161x1): Measurement grid: dx=15mm, dy=15mm

[Info: Interpolated medium parameters used for SAR evaluation.](#)

Maximum value of SAR (interpolated) = 0.252 mW/g

Zoom Scan (7x7x7)/Cube 0: Measurement grid: dx=5mm, dy=5mm, dz=5mm

Reference Value = 12.255 V/m; Power Drift = -0.0027 dB

Peak SAR (extrapolated) = 0.4840

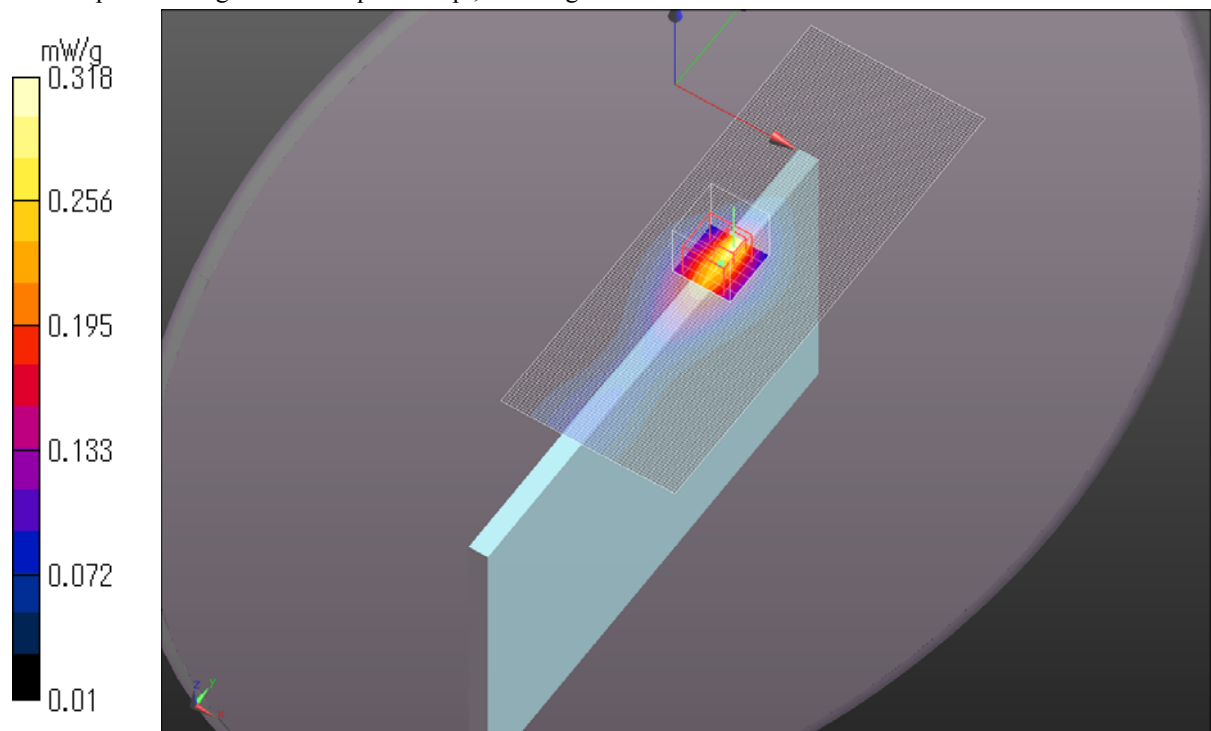
SAR(1 g) = 0.197 mW/g; SAR(10 g) = 0.118 mW/g

[Info: Interpolated medium parameters used for SAR evaluation.](#)

Maximum value of SAR (measured) = 0.318 mW/g

Date: 2012/02/14

Ambient Temp. : 24.0 degree.C. Liquid Temp.; 23.5 degree.C.



UL Japan, Inc.

Head Office EMC Lab.

4383-326 Asama-cho, Ise-shi, Mie-ken 516-0021 JAPAN

Telephone: +81 596 24 8116

Facsimile: +81 596 24 8124

GT-P5100 WCDMA band V 12.2k RMC WWAN antenna Top vertex 0mm Right 45 degree 826.4MHz

Communication System: WCDMA V 835M; Communication System Band: WCDMA V band; Frequency: 826.4 MHz; Duty Cycle: 1:1

Medium parameters used (interpolated): $f = 826.4$ MHz; $\sigma = 0.956$ mho/m; $\epsilon_r = 53.294$; $\rho = 1000$ kg/m³

Phantom section: Flat Section

Measurement Standard: DASYS (IEEE/IEC/ANSI C63.19-2007)

DASY5 Configuration

Probe: EX3DV4 - SN3825; ConvF(9.61, 9.61, 9.61); Calibrated: 2011/12/16

Sensor-Surface: 2mm (Mechanical Surface Detection)

Electronics: DAE4 Sn509; Calibrated: 2011/07/20

Phantom: ELI 4.0; Type: QDOVA001BA;

Measurement SW: DASYS2, Version 52.8 (0);

Area Scan (61x131x1): Measurement grid: dx=15mm, dy=15mm

[Info: Interpolated medium parameters used for SAR evaluation.](#)

Maximum value of SAR (interpolated) = 0.030 mW/g

Zoom Scan (7x7x7)/Cube 0: Measurement grid: dx=5mm, dy=5mm, dz=5mm

Reference Value = 4.092 V/m; Power Drift = 0.19 dB

Peak SAR (extrapolated) = 0.0540

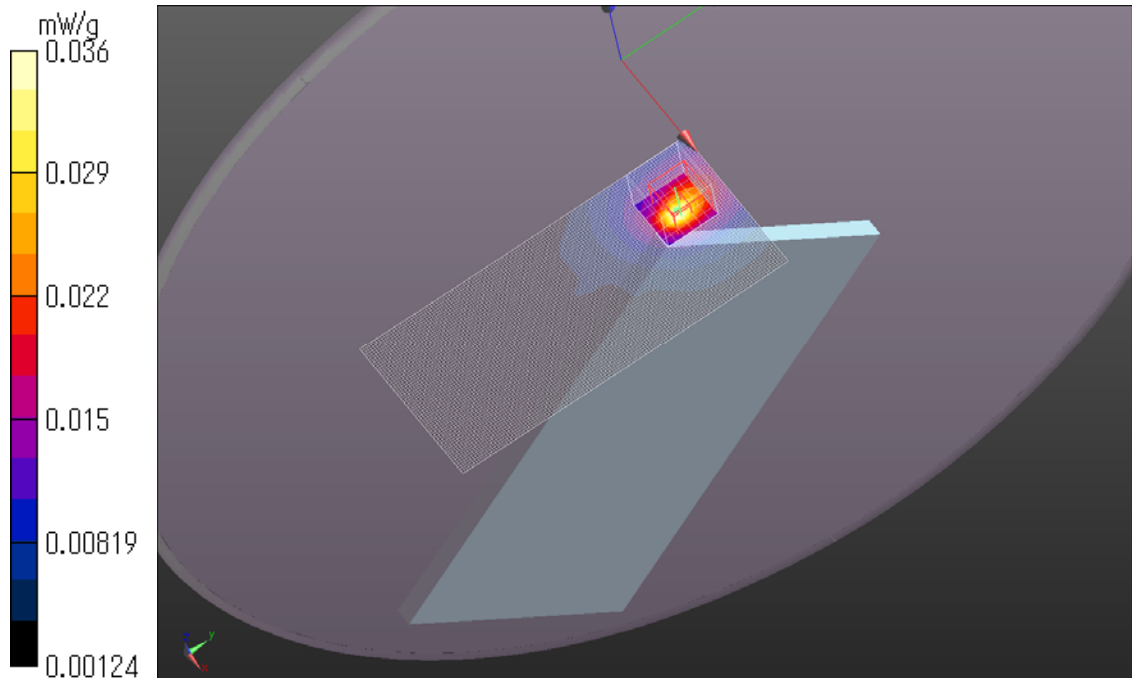
SAR(1 g) = 0.024 mW/g; SAR(10 g) = 0.014 mW/g

[Info: Interpolated medium parameters used for SAR evaluation.](#)

Maximum value of SAR (measured) = 0.036 mW/g

Date: 2012/02/14

Ambient Temp. : 24.0 degree.C. Liquid Temp.; 23.5 degree.C.



UL Japan, Inc.

Head Office EMC Lab.

4383-326 Asama-cho, Ise-shi, Mie-ken 516-0021 JAPAN

Telephone: +81 596 24 8116

Facsimile: +81 596 24 8124

iv) WCDMA Band II Body

GT-P5100 WCDMA band II 12.2k RMC Rear 7mm 1880MHz

Communication System: WCDMA Bnad II; Communication System Band: WCDMA II; Frequency: 1880 MHz;Duty Cycle: 1:1

Medium parameters used: $f = 1880$ MHz; $\sigma = 1.547$ mho/m; $\epsilon_r = 50.839$; $\rho = 1000$ kg/m³

Phantom section: Flat Section

Measurement Standard: DASY5 (IEEE/IEC/ANSI C63.19-2007)

DASY5 Configuration

Probe: EX3DV4 - SN3825; ConvF(7.48, 7.48, 7.48); Calibrated: 2011/12/16

Sensor-Surface: 2mm (Mechanical Surface Detection (Locations From Previous Scan Used)), Sensor-Surface: 2mm (Mechanical Surface Detection)

Electronics: DAE4 Sn509; Calibrated: 2011/07/20

Phantom: ELI 4.0; Type: QDOVA001BA;

Measurement SW: DASY52, Version 52.8 (0);

Area Scan (81x121x1): Measurement grid: dx=15mm, dy=15mm

Maximum value of SAR (interpolated) = 1.353 mW/g

Zoom Scan (7x7x7)/Cube 0: Measurement grid: dx=5mm, dy=5mm, dz=5mm

Reference Value = 9.693 V/m; Power Drift = -0.04 dB

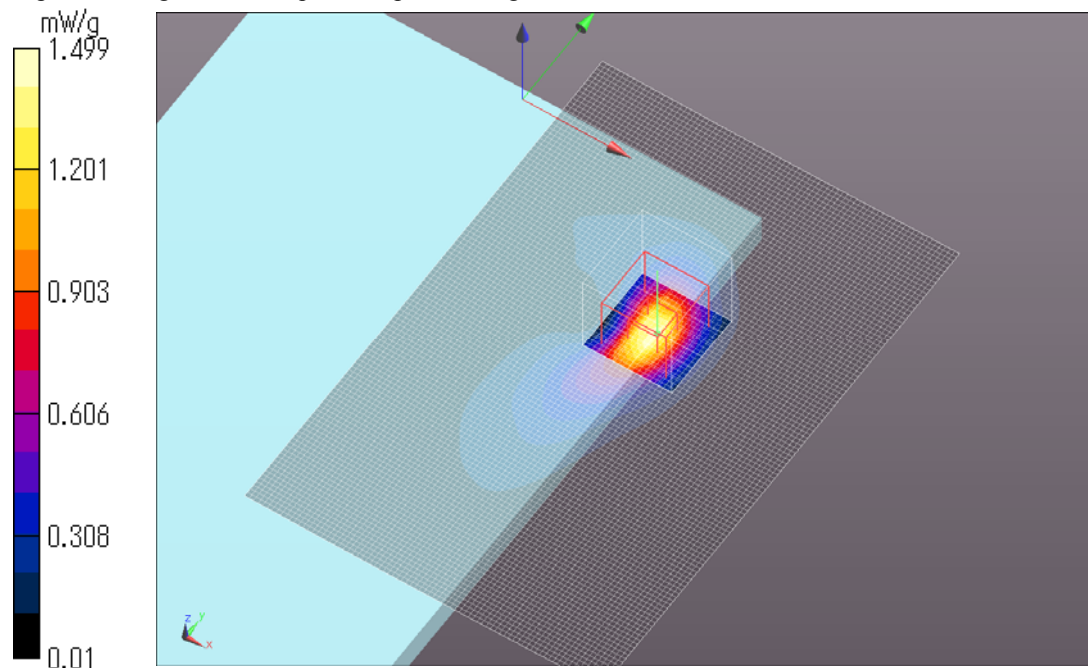
Peak SAR (extrapolated) = 2.0140

SAR(1 g) = 1.04 mW/g; SAR(10 g) = 0.487 mW/g

Maximum value of SAR (measured) = 1.499 mW/g

Date: 2012/02/09

Ambient Temp. : 24.0 degree.C. Liquid Temp.; 23.5 degree.C.



GT-P5100 WCDMA band II 12.2k RMC Rear 0mm 1880MHz

Communication System: WCDMA Bnad II; Communication System Band: WCDMA II; Frequency: 1880 MHz;Duty Cycle: 1:1

Medium parameters used: $f = 1880$ MHz; $\sigma = 1.547$ mho/m; $\epsilon_r = 50.839$; $\rho = 1000$ kg/m³

Phantom section: Flat Section

Measurement Standard: DASYS (IEEE/IEC/ANSI C63.19-2007)

DASY5 Configuration

Probe: EX3DV4 - SN3825; ConvF(7.48, 7.48, 7.48); Calibrated: 2011/12/16

Sensor-Surface: 2mm (Mechanical Surface Detection)

Electronics: DAE4 Sn509; Calibrated: 2011/07/20

Phantom: ELI 4.0; Type: QDOVA001BA;

Measurement SW: DASYS2, Version 52.8 (0);

Area Scan (81x121x1): Measurement grid: dx=15mm, dy=15mm

Maximum value of SAR (interpolated) = 0.776 mW/g

Zoom Scan (7x7x7)/Cube 0: Measurement grid: dx=5mm, dy=5mm, dz=5mm

Reference Value = 3.702 V/m; Power Drift = -0.18 dB

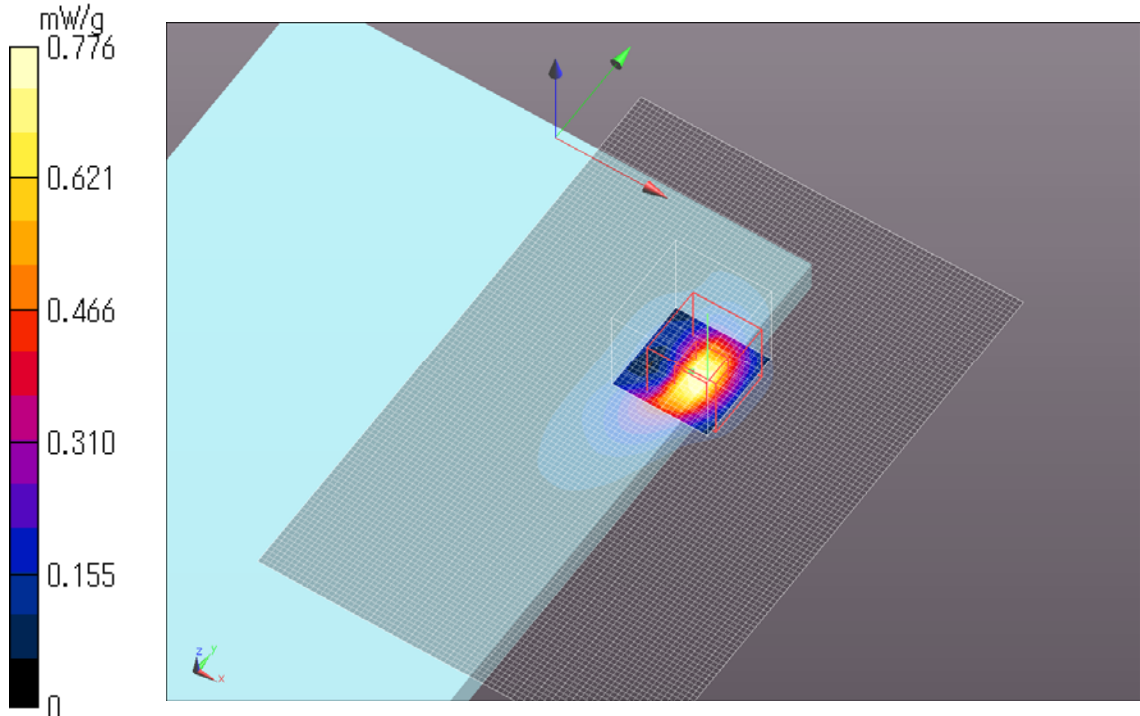
Peak SAR (extrapolated) = 1.2340

SAR(1 g) = 0.523 mW/g; SAR(10 g) = 0.208 mW/g

Maximum value of SAR (measured) = 0.801 mW/g

Date: 2012/02/09

Ambient Temp. : 24.0 degree.C. Liquid Temp.; 23.5 degree.C.



UL Japan, Inc.

Head Office EMC Lab.

4383-326 Asama-cho, Ise-shi, Mie-ken 516-0021 JAPAN

Telephone: +81 596 24 8116

Facsimile: +81 596 24 8124

GT-P5100 WCDMA band II 12.2k RMC Right edge 0mm 1880MHz

Communication System: WCDMA Bnad II; Communication System Band: WCDMA II; Frequency: 1880 MHz;Duty Cycle: 1:1

Medium parameters used: $f = 1880$ MHz; $\sigma = 1.547$ mho/m; $\epsilon_r = 50.839$; $\rho = 1000$ kg/m³

Phantom section: Flat Section

Measurement Standard: DASY5 (IEEE/IEC/ANSI C63.19-2007)

DASY5 Configuration

Probe: EX3DV4 - SN3825; ConvF(7.48, 7.48, 7.48); Calibrated: 2011/12/16

Sensor-Surface: 2mm (Mechanical Surface Detection), Sensor-Surface: 4mm (Mechanical Surface Detection)

Electronics: DAE4 Sn509; Calibrated: 2011/07/20

Phantom: ELI 4.0; Type: QDOVA001BA;

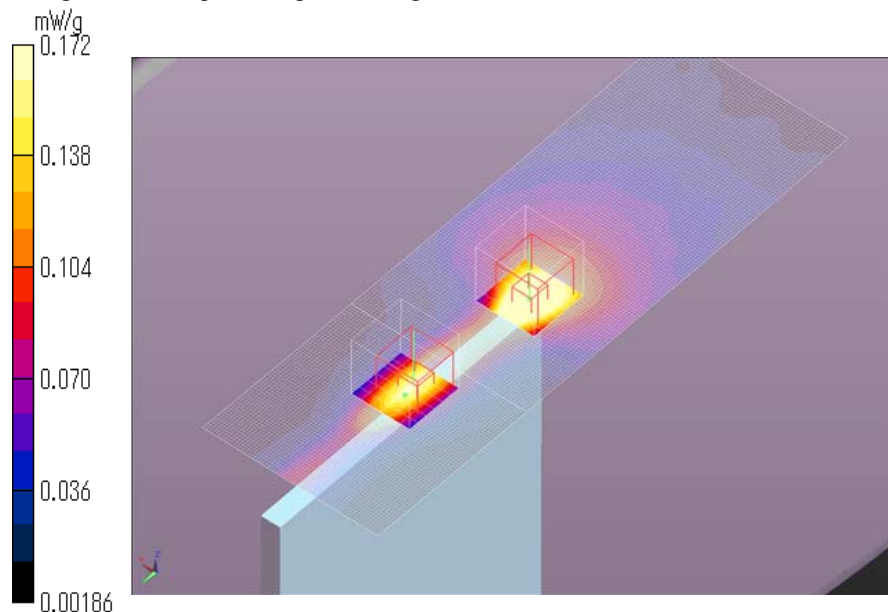
Measurement SW: DASY52, Version 52.8 (0);

Area Scan (61x131x1): Measurement grid: dx=15mm, dy=15mm
Maximum value of SAR (interpolated) = 0.230 mW/g

Area Scan 2 (61x61x1): Measurement grid: dx=15mm, dy=15mm
Maximum value of SAR (interpolated) = 0.211 mW/g

Zoom Scan (7x7x7)/Cube 0: Measurement grid: dx=5mm, dy=5mm, dz=5mm
Reference Value = 12.304 V/m; Power Drift = -0.12 dB
Peak SAR (extrapolated) = 0.3240
SAR(1 g) = 0.179 mW/g; SAR(10 g) = 0.098 mW/g
Maximum value of SAR (measured) = 0.252 mW/g

Zoom Scan 2 (7x7x7)/Cube 0: Measurement grid: dx=5mm, dy=5mm, dz=5mm
Reference Value = 12.304 V/m; Power Drift = -0.12 dB
Peak SAR (extrapolated) = 0.2800
SAR(1 g) = 0.154 mW/g; SAR(10 g) = 0.083 mW/g
Maximum value of SAR (measured) = 0.172 mW/g
Date: 2012/02/09
Ambient Temp. : 24.0 degree.C. Liquid Temp.; 23.5 degree.C.



UL Japan, Inc.

Head Office EMC Lab.

4383-326 Asama-cho, Ise-shi, Mie-ken 516-0021 JAPAN

Telephone: +81 596 24 8116

Facsimile: +81 596 24 8124

GT-P5100 WCDMA band II 12.2k RMC Top edge 6mm 1880MHz

Communication System: WCDMA Bnad II; Communication System Band: WCDMA II; Frequency: 1880 MHz;Duty Cycle: 1:1

Medium parameters used: $f = 1880$ MHz; $\sigma = 1.547$ mho/m; $\epsilon_r = 50.839$; $\rho = 1000$ kg/m³

Phantom section: Flat Section

Measurement Standard: DASY5 (IEEE/IEC/ANSI C63.19-2007)

DASY5 Configuration

Probe: EX3DV4 - SN3825; ConvF(7.48, 7.48, 7.48); Calibrated: 2011/12/16

Sensor-Surface: 2mm (Mechanical Surface Detection (Locations From Previous Scan Used)), Sensor-Surface: 2mm (Mechanical Surface Detection)

Electronics: DAE4 Sn509; Calibrated: 2011/07/20

Phantom: ELI 4.0; Type: QDOVA001BA;

Measurement SW: DASY52, Version 52.8 (0);

Area Scan (61x161x1): Measurement grid: dx=15mm, dy=15mm

Maximum value of SAR (interpolated) = 0.947 mW/g

Zoom Scan (7x7x7)/Cube 0: Measurement grid: dx=5mm, dy=5mm, dz=5mm

Reference Value = 8.703 V/m; Power Drift = -0.11 dB

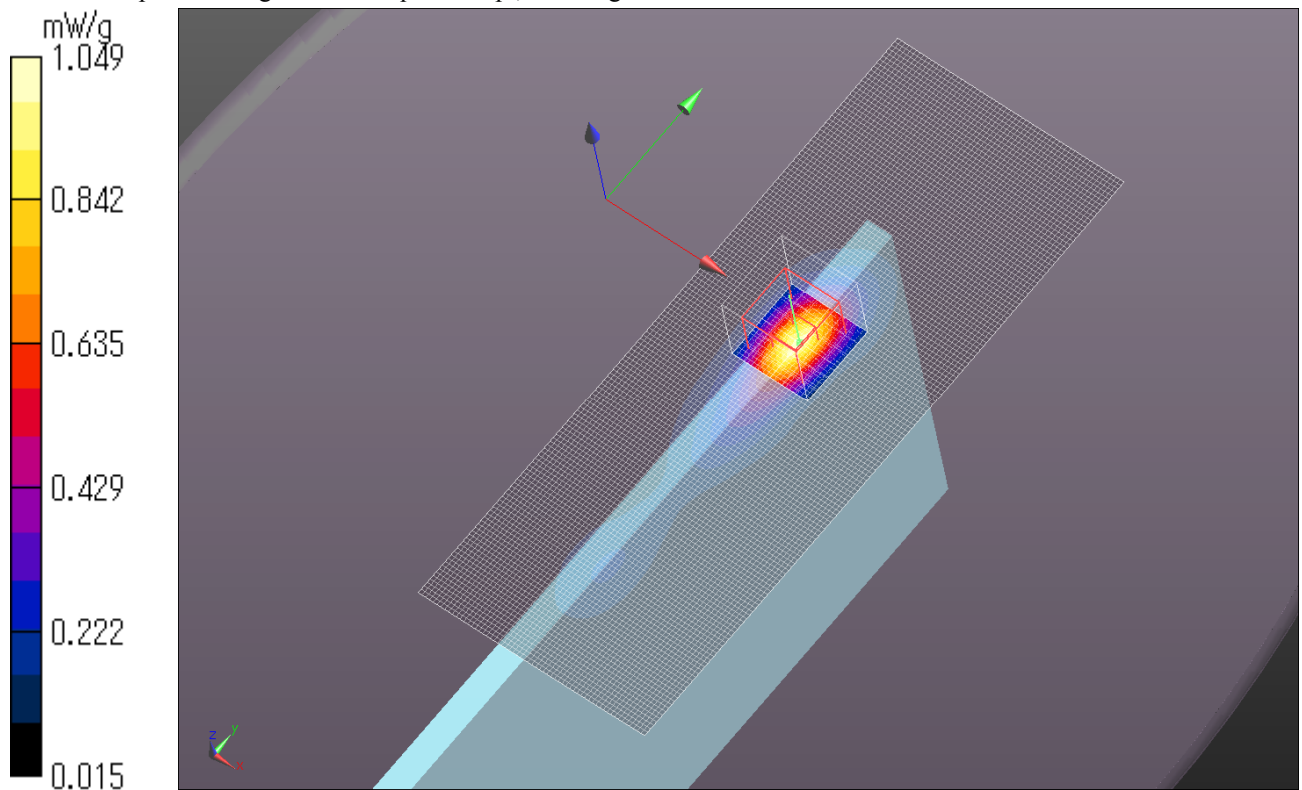
Peak SAR (extrapolated) = 1.3350

SAR(1 g) = 0.729 mW/g; SAR(10 g) = 0.364 mW/g

Maximum value of SAR (measured) = 1.049 mW/g

Date: 2012/02/09

Ambient Temp. : 24.0 degree.C. Liquid Temp.; 23.5 degree.C.



UL Japan, Inc.

Head Office EMC Lab.

4383-326 Asama-cho, Ise-shi, Mie-ken 516-0021 JAPAN

Telephone: +81 596 24 8116

Facsimile: +81 596 24 8124

GT-P5100 WCDMA band II 12.2k RMC Top edge 0mm 1880MHz

Communication System: WCDMA Bnad II; Communication System Band: WCDMA II; Frequency: 1880 MHz;Duty Cycle: 1:1

Medium parameters used: $f = 1880$ MHz; $\sigma = 1.547$ mho/m; $\epsilon_r = 50.839$; $\rho = 1000$ kg/m³

Phantom section: Flat Section

Measurement Standard: DASY5 (IEEE/IEC/ANSI C63.19-2007)

DASY5 Configuration

Probe: EX3DV4 - SN3825; ConvF(7.48, 7.48, 7.48); Calibrated: 2011/12/16

Sensor-Surface: 2mm (Mechanical Surface Detection)

Electronics: DAE4 Sn509; Calibrated: 2011/07/20

Phantom: ELI 4.0; Type: QDOVA001BA;

Measurement SW: DASY52, Version 52.8 (0);

Area Scan (61x161x1): Measurement grid: dx=15mm, dy=15mm

Maximum value of SAR (interpolated) = 0.547 mW/g

Zoom Scan (7x7x7)/Cube 0: Measurement grid: dx=5mm, dy=5mm, dz=5mm

Reference Value = 5.453 V/m; Power Drift = -0.10 dB

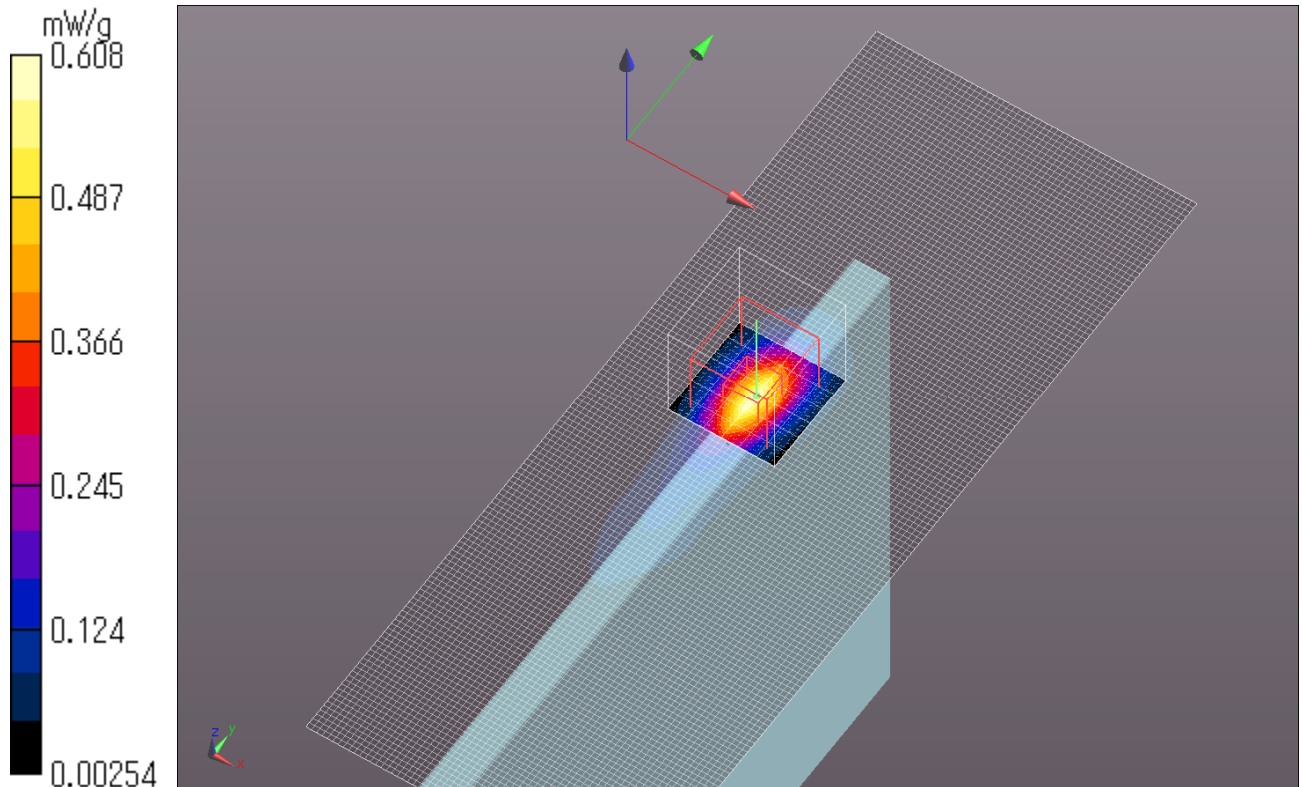
Peak SAR (extrapolated) = 0.8400

SAR(1 g) = 0.377 mW/g; SAR(10 g) = 0.159 mW/g

Maximum value of SAR (measured) = 0.608 mW/g

Date: 2012/02/09

Ambient Temp. : 24.0 degree.C. Liquid Temp.; 23.5 degree.C.



UL Japan, Inc.

Head Office EMC Lab.

4383-326 Asama-cho, Ise-shi, Mie-ken 516-0021 JAPAN

Telephone: +81 596 24 8116

Facsimile: +81 596 24 8124

GT-P5100 WCDMA band II 12.2k RMC WWAN antenna Top vertex 0mm Right 45 degree 1880MHz

Communication System: WCDMA Bnad II; Communication System Band: WCDMA II; Frequency: 1880 MHz;Duty Cycle: 1:1

Medium parameters used: $f = 1880$ MHz; $\sigma = 1.547$ mho/m; $\epsilon_r = 50.839$; $\rho = 1000$ kg/m³

Phantom section: Flat Section

Measurement Standard: DASY5 (IEEE/IEC/ANSI C63.19-2007)

DASY5 Configuration

Probe: EX3DV4 - SN3825; ConvF(7.48, 7.48, 7.48); Calibrated: 2011/12/16

Sensor-Surface: 2mm (Mechanical Surface Detection (Locations From Previous Scan Used)), Sensor-Surface: 2mm (Mechanical Surface Detection)

Electronics: DAE4 Sn509; Calibrated: 2011/07/20

Phantom: ELI 4.0; Type: QDOVA001BA;

Measurement SW: DASY52, Version 52.8 (0);

Area Scan (61x131x1): Measurement grid: dx=15mm, dy=15mm

Maximum value of SAR (interpolated) = 0.417 mW/g

Zoom Scan (7x7x7)/Cube 0: Measurement grid: dx=5mm, dy=5mm, dz=5mm

Reference Value = 15.259 V/m; Power Drift = -0.08 dB

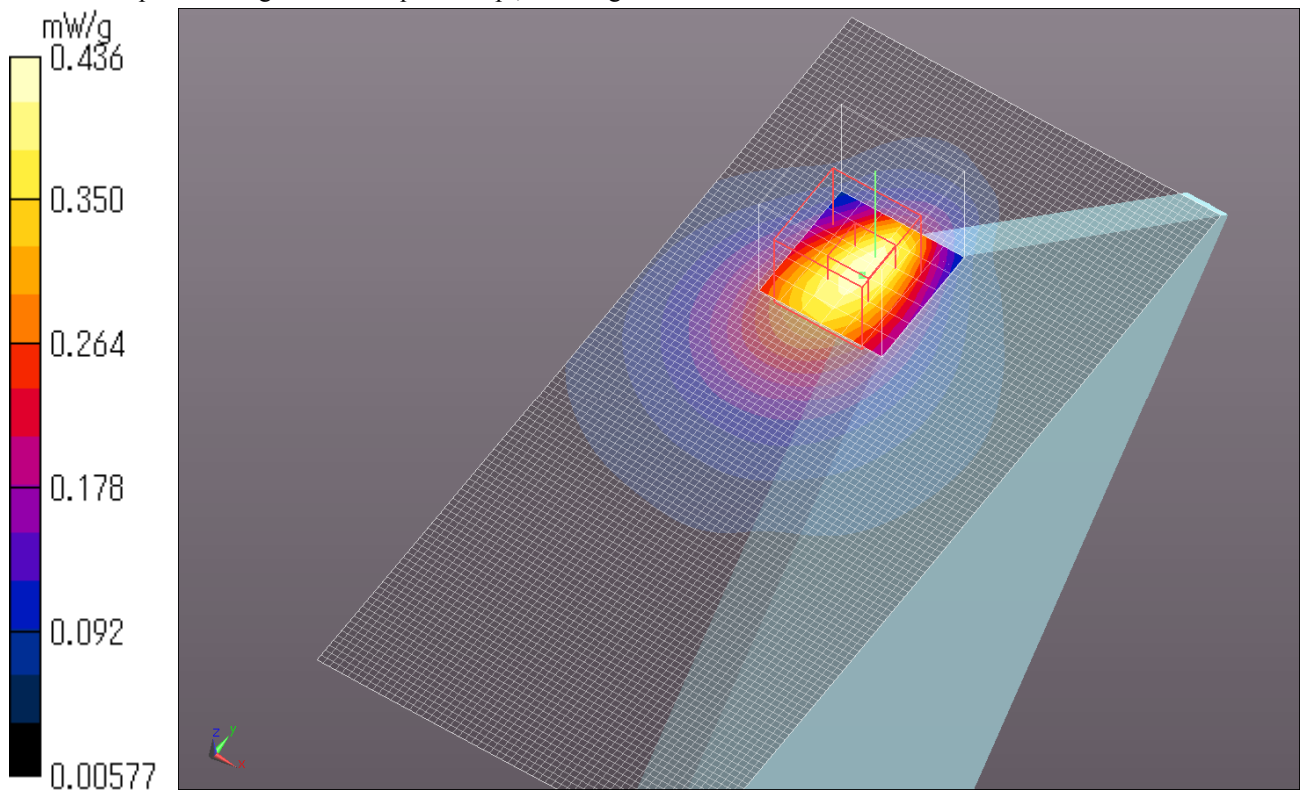
Peak SAR (extrapolated) = 0.5440

SAR(1 g) = 0.320 mW/g; SAR(10 g) = 0.182 mW/g

Maximum value of SAR (measured) = 0.436 mW/g

Date: 2012/02/09

Ambient Temp. : 24.0 degree.C. Liquid Temp.; 23.5 degree.C.



GT-P5100 WCDMA band II 12.2k RMC Rear 7mm 1852.4MHz

Communication System: WCDMA Bnad II; Communication System Band: WCDMA II; Frequency: 1852.4 MHz;Duty Cycle: 1:1

Medium parameters used (interpolated): $f = 1852.4$ MHz; $\sigma = 1.456$ mho/m; $\epsilon_r = 50.897$; $\rho = 1000$ kg/m³

Phantom section: Flat Section

Measurement Standard: DASY5 (IEEE/IEC/ANSI C63.19-2007)

DASY5 Configuration

Probe: EX3DV4 - SN3825; ConvF(7.48, 7.48, 7.48); Calibrated: 2011/12/16

Sensor-Surface: 2mm (Mechanical Surface Detection (Locations From Previous Scan Used)), Sensor-Surface: 2mm (Mechanical Surface Detection)

Electronics: DAE4 Sn509; Calibrated: 2011/07/20

Phantom: ELI 4.0; Type: QDOVA001BA;

Measurement SW: DASY52, Version 52.8 (0);

Area Scan (81x121x1): Measurement grid: dx=15mm, dy=15mm

[Info: Interpolated medium parameters used for SAR evaluation.](#)

Maximum value of SAR (interpolated) = 1.488 mW/g

Zoom Scan (7x7x7)/Cube 0: Measurement grid: dx=5mm, dy=5mm, dz=5mm

Reference Value = 11.360 V/m; Power Drift = -0.14 dB

Peak SAR (extrapolated) = 1.9460


SAR(1 g) = 1.02 mW/g; SAR(10 g) = 0.479 mW/g

[Info: Interpolated medium parameters used for SAR evaluation.](#)

Maximum value of SAR (measured) = 1.506 mW/g

Date: 2012/02/10

Ambient Temp. : 24.0 degree.C. Liquid Temp.; 23.5 degree.C.



UL Japan, Inc.

Head Office EMC Lab.

4383-326 Asama-cho, Ise-shi, Mie-ken 516-0021 JAPAN

Telephone: +81 596 24 8116

Facsimile: +81 596 24 8124

GT-P5100 WCDMA band II 12.2k RMC Rear 7mm 1907.6MHz

Communication System: WCDMA Bnad II; Communication System Band: WCDMA II; Frequency: 1907.6 MHz;Duty Cycle: 1:1

Medium parameters used (interpolated): $f = 1907.6$ MHz; $\sigma = 1.567$ mho/m; $\epsilon_r = 50.753$; $\rho = 1000$ kg/m³

Phantom section: Flat Section

Measurement Standard: DASY5 (IEEE/IEC/ANSI C63.19-2007)

DASY5 Configuration

Probe: EX3DV4 - SN3825; ConvF(7.48, 7.48, 7.48); Calibrated: 2011/12/16

Sensor-Surface: 2mm (Mechanical Surface Detection), Sensor-Surface: 2mm (Mechanical Surface Detection (Locations From Previous Scan Used))

Electronics: DAE4 Sn509; Calibrated: 2011/07/20

Phantom: ELI 4.0; Type: QDOVA001BA;

Measurement SW: DASY52, Version 52.8 (0);

Zoom Scan (7x7x7)/Cube 0: Measurement grid: dx=5mm, dy=5mm, dz=5mm

Reference Value = 11.146 V/m; Power Drift = -0.19 dB

Peak SAR (extrapolated) = 2.2420

SAR(1 g) = 1.15 mW/g; SAR(10 g) = 0.536 mW/g

[Info: Interpolated medium parameters used for SAR evaluation.](#)

Maximum value of SAR (measured) = 1.717 mW/g

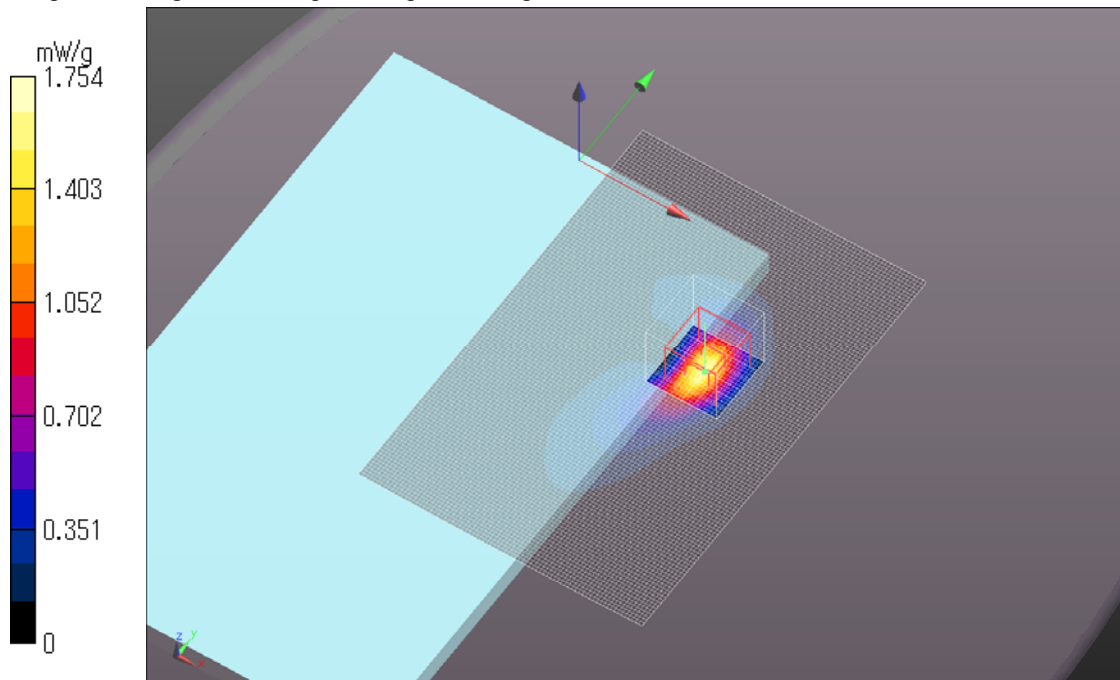
Area Scan (81x121x1): Measurement grid: dx=15mm, dy=15mm

[Info: Interpolated medium parameters used for SAR evaluation.](#)

Maximum value of SAR (interpolated) = 1.754 mW/g

Date: 2012/02/10

Ambient Temp. : 24.0 degree.C. Liquid Temp.; 23.5 degree.C.



UL Japan, Inc.

Head Office EMC Lab.

4383-326 Asama-cho, Ise-shi, Mie-ken 516-0021 JAPAN

Telephone: +81 596 24 8116

Facsimile: +81 596 24 8124

Z Scan at maximum Body SAR in WCDMA Band II

GT-P5100 WCDMA band II 12.2k RMC Rear 8mm 1907.6MHz

Communication System: WCDMA Bnad II; Communication System Band: WCDMA II; Frequency: 1907.6 MHz;Duty Cycle: 1:1

Medium parameters used (interpolated): $f = 1907.6$ MHz; $\sigma = 1.567$ mho/m; $\epsilon_r = 50.753$; $\rho = 1000$ kg/m³

Phantom section: Flat Section

Measurement Standard: DASYS (IEEE/IEC/ANSI C63.19-2007)

DASY5 Configuration

Probe: EX3DV4 - SN3825; ConvF(7.48, 7.48, 7.48); Calibrated: 2011/12/16

Sensor-Surface: 2mm (Mechanical Surface Detection)

Electronics: DAE4 Sn509; Calibrated: 2011/07/20

Phantom: ELI 4.0; Type: QDOVA001BA;

Measurement SW: DASYS2, Version 52.8 (0);

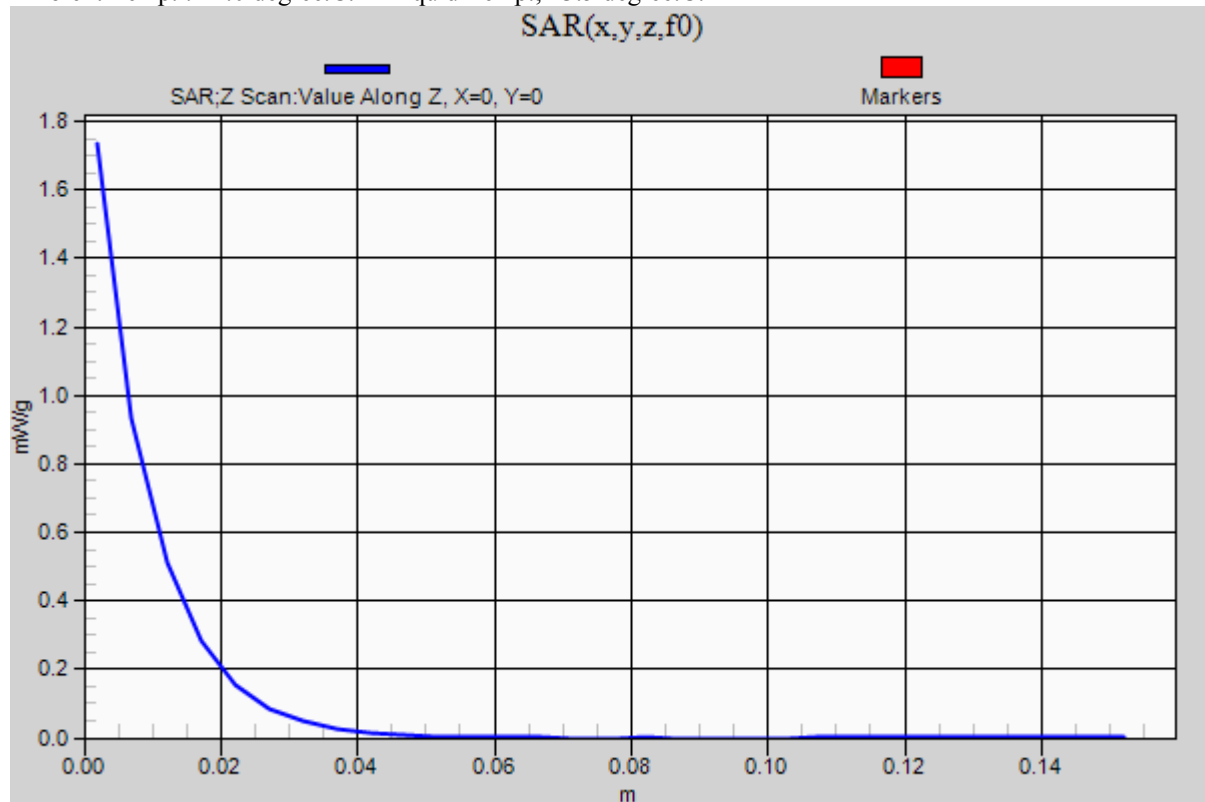
Z Scan (1x1x31): Measurement grid: dx=20mm, dy=20mm, dz=5mm

Info: [Interpolated medium parameters used for SAR evaluation.](#)

Maximum value of SAR (measured) = 1.734 mW/g

Date: 2012/02/10

Ambient Temp. : 24.0 degree.C. Liquid Temp.: 23.5 degree.C.



UL Japan, Inc.

Head Office EMC Lab.

4383-326 Asama-cho, Ise-shi, Mie-ken 516-0021 JAPAN

Telephone: +81 596 24 8116

Facsimile: +81 596 24 8124

v) **WLAN Body**

GT-P5100 WLAN 11b 1Mbps Rear 7mm 2437MHz

Communication System: WLAN 11a/b/g/n ; Communication System Band: WLAN 11b/g/n; Frequency: 2437 MHz;Duty Cycle: 1:1

Medium parameters used (interpolated): $f = 2437$ MHz; $\sigma = 1.992$ mho/m; $\epsilon_r = 50.823$; $\rho = 1000$ kg/m³

Phantom section: Flat Section

Measurement Standard: DASY5 (IEEE/IEC/ANSI C63.19-2007)

DASY5 Configuration

Probe: EX3DV4 - SN3825; ConvF(7.23, 7.23, 7.23); Calibrated: 2011/12/16

Sensor-Surface: 2mm (Mechanical Surface Detection (Locations From Previous Scan Used)), Sensor-Surface: 2mm (Mechanical Surface Detection)

Electronics: DAE4 Sn509; Calibrated: 2011/07/20

Phantom: ELI 4.0; Type: QDOVA001BA;

Measurement SW: DASY52, Version 52.8 (0);

WLAN/Rear Separation 7mm/Area Scan (61x91x1): Measurement grid: dx=15mm, dy=15mm

[Info: Interpolated medium parameters used for SAR evaluation.](#)

Maximum value of SAR (interpolated) = 0.114 mW/g

WLAN/Rear Separation 7mm/Zoom Scan (7x7x7)/Cube 0: Measurement grid: dx=5mm, dy=5mm, dz=5mm

Reference Value =1.21V/m; Power Drift = 0.17 dB

Peak SAR (extrapolated) = 0.1730

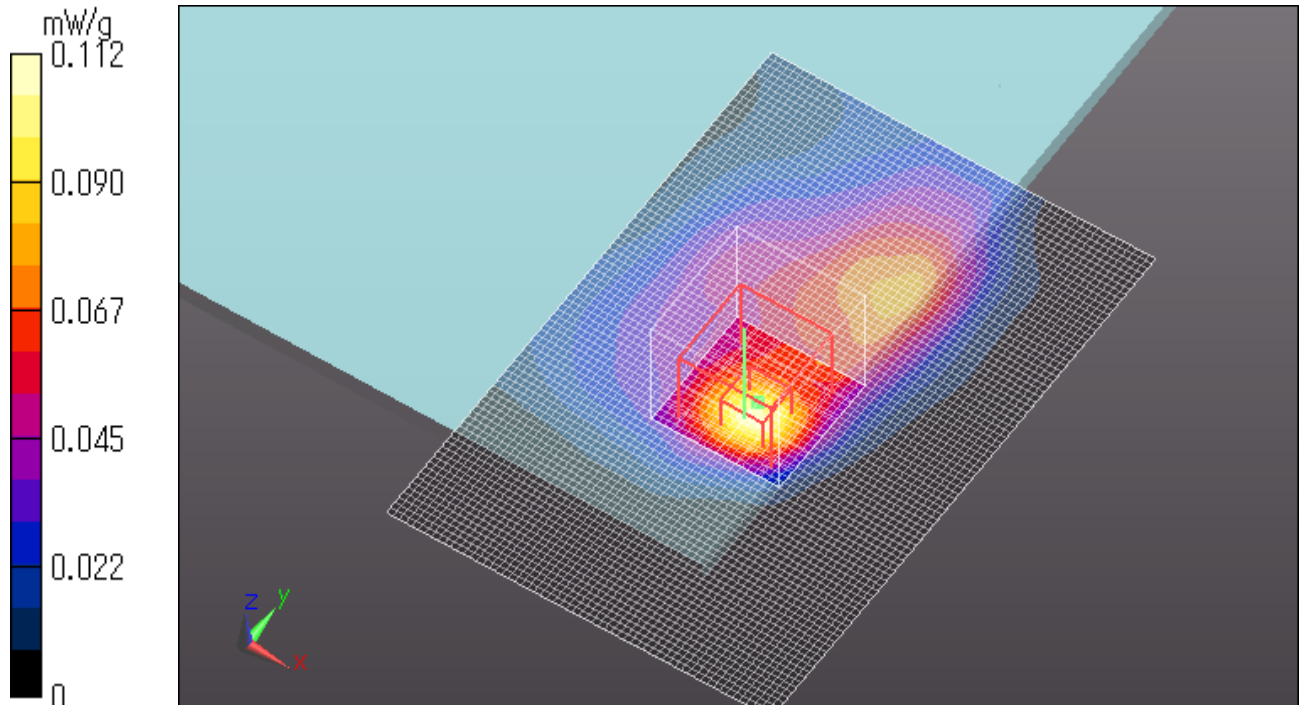
SAR(1 g) = 0.070 mW/g; SAR(10 g) = 0.030 mW/g

[Info: Interpolated medium parameters used for SAR evaluation.](#)

Maximum value of SAR (measured) = 0.112 mW/g

Date: 2012/02/16

Ambient Temp. : 23.0 degree.C. Liquid Temp.; 22.5 degree.C.



GT-P5100 WLAN 11b 1Mbps Rear 0mm 2437MHz

Communication System: WLAN 11a/b/g/n ; Communication System Band: WLAN 11b/g/n; Frequency: 2437 MHz; Duty Cycle: 1:1

Medium parameters used (interpolated): $f = 2437$ MHz; $\sigma = 1.992$ mho/m; $\epsilon_r = 50.823$; $\rho = 1000$ kg/m³

Phantom section: Flat Section

Measurement Standard: DASY5 (IEEE/IEC/ANSI C63.19-2007)

DASY5 Configuration

Probe: EX3DV4 - SN3825; ConvF(7.23, 7.23, 7.23); Calibrated: 2011/12/16

Sensor-Surface: 2mm (Mechanical Surface Detection)

Electronics: DAE4 Sn509; Calibrated: 2011/07/20

Phantom: ELI 4.0; Type: QDOVA001BA;

Measurement SW: DASY52, Version 52.8 (0);

WLAN/Rear Separation 0mm/Area Scan (61x91x1): Measurement grid: dx=15mm, dy=15mm

[Info: Interpolated medium parameters used for SAR evaluation.](#)

Maximum value of SAR (interpolated) = 1.043 mW/g

WLAN/Rear Separation 0mm/Zoom Scan (7x7x7)/Cube 0: Measurement grid: dx=5mm, dy=5mm, dz=5mm

Reference Value = 1.328 V/m; Power Drift = 0.09 dB

Peak SAR (extrapolated) = 1.4300


SAR(1 g) = 0.509 mW/g; SAR(10 g) = 0.203 mW/g

[Info: Interpolated medium parameters used for SAR evaluation.](#)

Maximum value of SAR (measured) = 0.884 mW/g

Date: 2012/02/16

Ambient Temp. :23.0degree.C. Liquid Temp.; 22.5 degree.C.



UL Japan, Inc.

Head Office EMC Lab.

4383-326 Asama-cho, Ise-shi, Mie-ken 516-0021 JAPAN

Telephone: +81 596 24 8116

Facsimile: +81 596 24 8124

Z Scan at maximum Body SAR in WLAN Body

GT-P5100 WLAN 11b 1Mbps Rear 0mm 2437MHz

Communication System: WLAN 11a/b/g/n ; Communication System Band: WLAN 11b/g/n; Frequency: 2437 MHz;Duty Cycle: 1:1

Medium parameters used (interpolated): $f = 2437$ MHz; $\sigma = 1.992$ mho/m; $\epsilon_r = 50.823$; $\rho = 1000$ kg/m³

Phantom section: Flat Section

Measurement Standard: DASY5 (IEEE/IEC/ANSI C63.19-2007)

DASY5 Configuration

Probe: EX3DV4 - SN3825; ConvF(7.23, 7.23, 7.23); Calibrated: 2011/12/16

Sensor-Surface: 2mm (Mechanical Surface Detection)

Electronics: DAE4 Sn509; Calibrated: 2011/07/20

Phantom: ELI 4.0; Type: QDOVA001BA;

Measurement SW: DASY52, Version 52.8 (0);

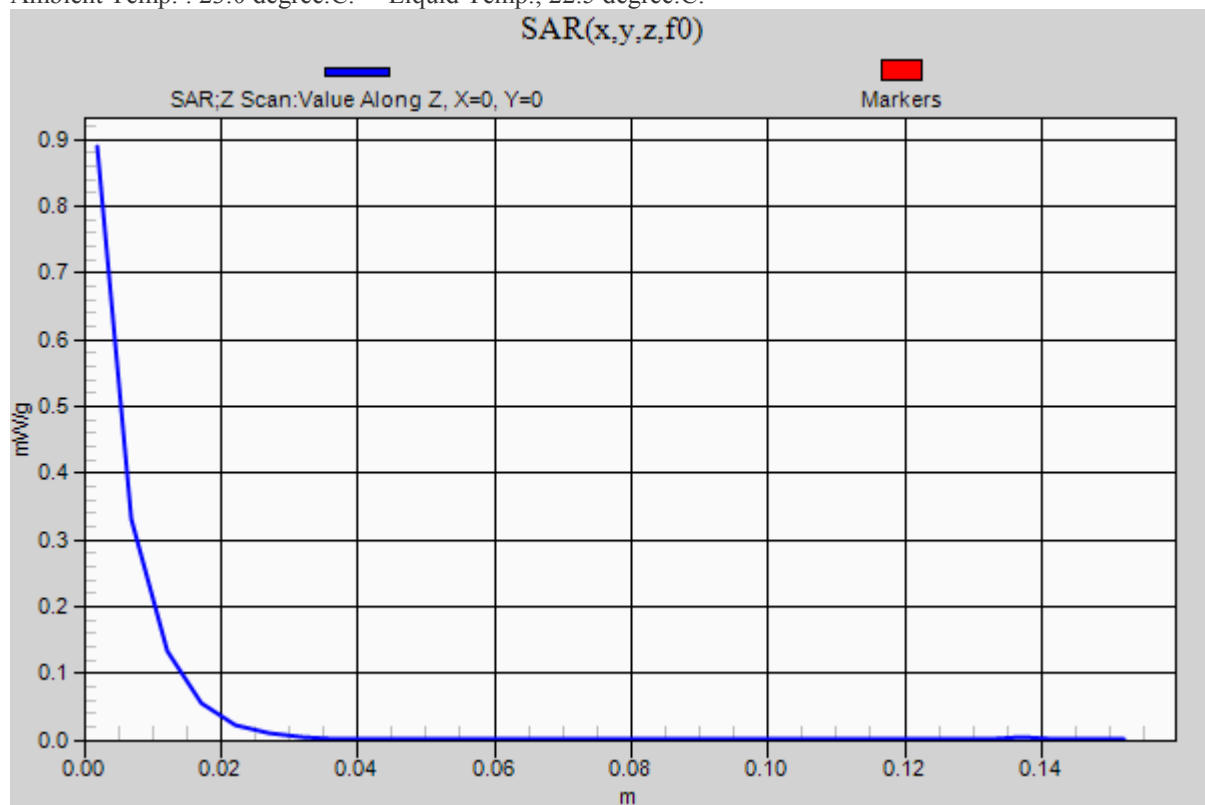
WLAN/Rear Separation 0mm/Z Scan (1x1x31): Measurement grid: dx=20mm, dy=20mm, dz=5mm

Info: [Interpolated medium parameters used for SAR evaluation.](#)

Maximum value of SAR (measured) = 0.889 mW/g

Date: 2012/02/16

Ambient Temp. : 23.0 degree.C. Liquid Temp.; 22.5 degree.C.



UL Japan, Inc.

Head Office EMC Lab.

4383-326 Asama-cho, Ise-shi, Mie-ken 516-0021 JAPAN

Telephone: +81 596 24 8116

Facsimile: +81 596 24 8124

GT-P5100 WLAN 11b 1Mbps Left edge 0mm 2437MHz

Communication System: WLAN 11a/b/g/n ; Communication System Band: WLAN 11b/g/n; Frequency: 2437 MHz; Duty Cycle: 1:1

Medium parameters used (interpolated): $f = 2437$ MHz; $\sigma = 1.992$ mho/m; $\epsilon_r = 50.823$; $\rho = 1000$ kg/m³

Phantom section: Flat Section

Measurement Standard: DASY5 (IEEE/IEC/ANSI C63.19-2007)

DASY5 Configuration

Probe: EX3DV4 - SN3825; ConvF(7.23, 7.23, 7.23); Calibrated: 2011/12/16

Sensor-Surface: 2mm (Mechanical Surface Detection)

Electronics: DAE4 Sn509; Calibrated: 2011/07/20

Phantom: ELI 4.0; Type: QDOVA001BA;

Measurement SW: DASY52, Version 52.8 (0);

WLAN/Left edge 0mm/Area Scan (61x91x1): Measurement grid: dx=15mm, dy=15mm

[Info: Interpolated medium parameters used for SAR evaluation.](#)

Maximum value of SAR (interpolated) = 0.061 mW/g

WLAN/Left edge 0mm/Zoom Scan (7x7x7)/Cube 0: Measurement grid: dx=5mm, dy=5mm, dz=5mm

Reference Value =0.511V/m; Power Drift = 0.07 dB

Peak SAR (extrapolated) = 0.0960

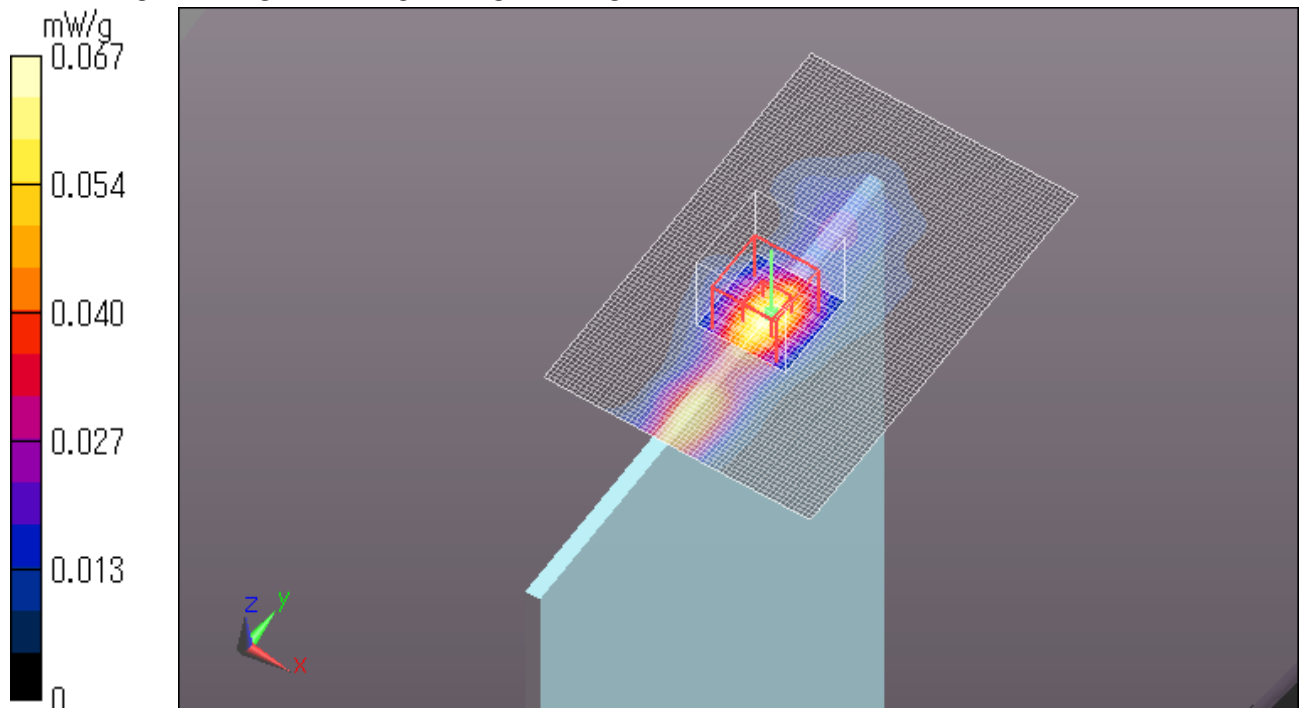
SAR(1 g) = 0.043 mW/g; SAR(10 g) = 0.019 mW/g

[Info: Interpolated medium parameters used for SAR evaluation.](#)

Maximum value of SAR (measured) = 0.067 mW/g

Date: 2012/02/16

Ambient Temp. : 23.0 degree.C. Liquid Temp.; 22.5 degree.C.



GT-P5100 WLAN 11b 1Mbps Top edge 0mm 2437MHz

Communication System: WLAN 11a/b/g/n ; Communication System Band: WLAN 11b/g/n; Frequency: 2437 MHz;Duty Cycle: 1:1

Medium parameters used (interpolated): $f = 2437$ MHz; $\sigma = 1.992$ mho/m; $\epsilon_r = 50.823$; $\rho = 1000$ kg/m³

Phantom section: Flat Section

Measurement Standard: DASY5 (IEEE/IEC/ANSI C63.19-2007)

DASY5 Configuration

Probe: EX3DV4 - SN3825; ConvF(7.23, 7.23, 7.23); Calibrated: 2011/12/16

Sensor-Surface: 2mm (Mechanical Surface Detection (Locations From Previous Scan Used)), Sensor-Surface: 2mm (Mechanical Surface Detection)

Electronics: DAE4 Sn509; Calibrated: 2011/07/20

Phantom: ELI 4.0; Type: QDOVA001BA;

Measurement SW: DASY52, Version 52.8 (0);

WLAN/top edge 0mm/Area Scan (61x91x1): Measurement grid: dx=15mm, dy=15mm

Info: [Interpolated medium parameters used for SAR evaluation.](#)

Maximum value of SAR (interpolated) = 0.328 mW/g

WLAN/top edge 0mm/Zoom Scan (7x7x7)/Cube 0: Measurement grid: dx=5mm, dy=5mm, dz=5mm

Reference Value =0.51V/m; Power Drift = 0.17 dB

Peak SAR (extrapolated) = 0.5390

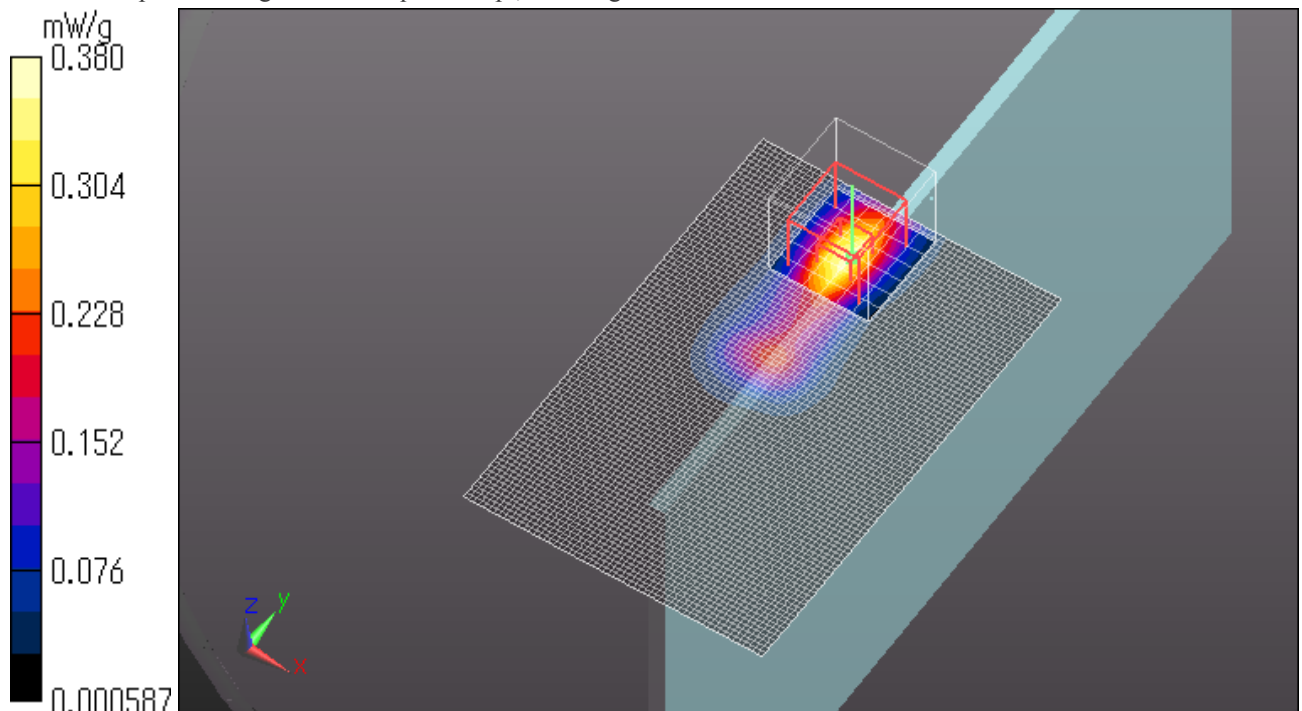
SAR(1 g) = 0.243 mW/g; SAR(10 g) = 0.106 mW/g

Info: [Interpolated medium parameters used for SAR evaluation.](#)

Maximum value of SAR (measured) = 0.380 mW/g

Date: 2012/02/16

Ambient Temp. : 23.0 degree.C. Liquid Temp.; 22.5 degree.C.



UL Japan, Inc.

Head Office EMC Lab.

4383-326 Asama-cho, Ise-shi, Mie-ken 516-0021 JAPAN

Telephone: +81 596 24 8116

Facsimile: +81 596 24 8124