




APPENDIX F: SAR TEST SETUP PHOTOGRAPHS



FCC ID: A3LGT19508C		SAR EVALUATION REPORT		Reviewed by: Quality Manager
Test Dates: 05/07/13 - 05/16/13	DUT Type: Portable Handset			APPENDIX F: Page 1 of 7



SAR Test Setup Photo 1 - Right Touch



SAR Test Setup Photo 2 - Right Tilt



FCC ID: A3LGT19508C		SAR EVALUATION REPORT		Reviewed by: Quality Manager
Test Dates: 05/07/13 - 05/16/13	DUT Type: Portable Handset			APPENDIX F: Page 2 of 7



SAR Test Setup Photo 3 - Left Touch



SAR Test Setup Photo 4 - Left Tilt



FCC ID: A3LGT19508C		SAR EVALUATION REPORT		Reviewed by: Quality Manager
Test Dates: 05/07/13 - 05/16/13	DUT Type: Portable Handset			APPENDIX F: Page 3 of 7



SAR Test Setup Photo 5 - Back Side at 1.0 cm



SAR Test Setup Photo 6 - Front Side at 1.0 cm



FCC ID: A3LGT19508C		SAR EVALUATION REPORT		Reviewed by: Quality Manager
Test Dates: 05/07/13 - 05/16/13	DUT Type: Portable Handset		APPENDIX F: Page 4 of 7	



SAR Test Setup Photo 7 - Top Edge at 1.0 cm



SAR Test Setup Photo 8 - Bottom Edge at 1.0 cm



FCC ID: A3LGT19508C		SAR EVALUATION REPORT		Reviewed by: Quality Manager
Test Dates: 05/07/13 - 05/16/13	DUT Type: Portable Handset		APPENDIX F: Page 5 of 7	




SAR Test Setup Photo 9 - Right Edge at 1.0 cm





SAR Test Setup Photo 10 - Left Edge at 1.0 cm

FCC ID: A3LGT19508C		SAR EVALUATION REPORT		Reviewed by: Quality Manager
Test Dates: 05/07/13 - 05/16/13	DUT Type: Portable Handset		APPENDIX F: Page 6 of 7	



SAR Test Setup Photo 11 - Horizontal and Vertical Reference Lines

FCC ID: A3LGT19508C		SAR EVALUATION REPORT		Reviewed by: Quality Manager
Test Dates: 05/07/13 - 05/16/13	DUT Type: Portable Handset			APPENDIX F: Page 7 of 7