





**SAR Test Setup Photo 7 – Top Edge at 10 mm**




**SAR Test Setup Photo 8 – Bottom Edge at 10 mm**



<b>FCC ID</b> A3LGTI9505		<b>SAR EVALUATION REPORT</b>		<b>Reviewed by:</b> Quality Manager
<b>Test Dates:</b> 02/01/13 - 02/13/13	<b>DUT Type:</b> Portable Handset			<b>APPENDIX F:</b> Page 5 of 7



**SAR Test Setup Photo 9 – Right Edge at 10 mm**





**SAR Test Setup Photo 10 – Left Edge at 10 mm**

<b>FCC ID</b> A3LGTI9505		<b>SAR EVALUATION REPORT</b>		<b>Reviewed by:</b> Quality Manager
<b>Test Dates:</b> 02/01/13 - 02/13/13	<b>DUT Type:</b> Portable Handset			<b>APPENDIX F:</b> Page 6 of 7



**SAR Test Setup Photo 11 – Vertical and Horizontal Reference Lines**

<b>FCC ID</b> A3LGTI9505		<b>SAR EVALUATION REPORT</b>		<b>Reviewed by:</b> Quality Manager
<b>Test Dates:</b> 02/01/13 - 02/13/13	<b>DUT Type:</b> Portable Handset			<b>APPENDIX F:</b> Page 7 of 7